

2021-22 SCHEDULE/RESULTS

Date	Opponent	Time/Result
NOVEMBER		
Thur. 4	Union University (Tenn.) (Exh.)	W, 106-32
Fri. 12	No. 22/15 Arizona (ESPNU)	L, 61-59 (OT)
Tues. 16	Bellarmine (ACCNX)	W, 82-25
Wed. 17	UT Martin (ACCNX)	W, 62-30
Sat. 20	at Washington (Pac-12+)	W, 61-53
Tues. 23	at Cal Poly (ESPN+)	W, 72-32
Sun. 28	at Colorado State (MW Network)	W, 71-56
DECEMBER		
Thur. 2	No. 12/9 Michigan (ESPN)	W, 70-48
Sun. 5	Belmont (ACCN)	W, 80-66
Sun. 12	No. 14/14 Kentucky (ESPN)	W, 64-58
Thur. 16	Eastern Kentucky (ACCN)	8 p.m.
Sun. 19	No. 7/6 Connecticut (ESPN)	3:30 p.m.
Thur. 30	Boston College (ACCNX)*	7 p.m.
JANUARY		
Sun. 2	at Georgia Tech (ACCN)*	12 p.m.
Thur. 6	Pittsburgh (ACCNX)*	7 p.m.
Sun. 9	at Miami (ACCN)*	12 p.m.
Thur. 13	Syracuse (ACCNX)*	7 p.m.
Sun. 16	at Boston College (ACCN)*	12 p.m.
Thur. 20	at N.C. State (ESPN)*	7:30 p.m.
Sun. 23	Wake Forest (ACCN)*	2 p.m.
Thur. 27	Florida State (ACCN)*	8 p.m.
Sun. 30	Duke (ESPN/ACCN)*	12/4 p.m.
FEBRUARY		
Thur. 3	at Clemson (RSN)*	6 p.m.
Sun. 6	at Syracuse (RSN)*	12 p.m.
Thur. 10	Virginia (ACCNX)*	7 p.m.
Sun. 13	Notre Dame (ESPN)*	2 p.m.
Thur. 17	at North Carolina (RSN)*	6 p.m.
Sun. 20	Virginia Tech (ACCN)*	2 p.m.
Thur. 24	at Pittsburgh (ACCNX)*	6 p.m.
Sun. 27	at Notre Dame (ESPN/ACCN)*	TBA
MARCH		
Wed-Sun. 2-6	@ACC Tournament	TBA

Home games are in bold | All Times Eastern

* = ACC

QUICK FACTS

Location	Louisville, Ky.
Founded / Enrollment	1798 / 22,298
Nickname / Colors	Cardinals / Red and Black
Conference	Atlantic Coast
Home Court (Capacity)	KFC Yum! Center (22,000)
Interim President	Lori Stewart Gonzalez
Interim Director of Athletics	Josh Heird
Senior Woman Administrator	Amy Calabrese
Head Coach	Jeff Walz (Northern Kentucky, '95)
Associate Head Coach	Stephanie Norman
Associate Coach	Sam Purcell
Assistant Coach	Jonneshia Pineda
Director of Operations	Kate Tucker
Assoc. Strength & Conditioning Coach	Beth Burns
Exec. Director/Player Relations	Adrienne Johnson
Video Coordinator/Graphic Design	LaMont Russell
All-Time Record	940-500 (47th yr.)
All-Time NCAA Tournament Record	37-23 (23 Appearances)
SID - Nick Evans	c: (502) 807-9345
email: NickE@GoCards.com	
Athletics Department	(502) 852-5732
Basketball Office	(502) 852-8355
Sports Information Office	(502) 852-6581

LOUISVILLE

2021-22 WOMEN'S BASKETBALL



No. 6/4 Louisville Cardinals vs. Eastern Kentucky Colonels

Game 10 • Thur., Dec. 16 • 8 p.m. ET • ACCN • 790-AM WKRD • Louisville, Ky. • KFC Yum! Center

LOUISVILLE

Record: 8-1, 0-0
 NET: 6 SOS: 56
 Last Game: W, 64-58 vs. No. 14 Kentucky
 Current Streak: W8
 Scoring Margin: +21.3
 Head Coach: Jeff Walz
 Record at UofL: 393-109 (15th year)
 Career Record: Same
 Leading Scorer: K. Smith (11.2)
 Leading Rebounder: Engstler (9.0)
 Assists Leader: Robinson (2.2)
 Blocks Leader: Engstler (2.0)
 Steals Leader: Engstler (2.2)
 Next Game: Sun., Dec. 19 vs. UConn

EASTERN KENTUCKY

Record: 4-5, 0-0
 NET: 296 SOS: 110
 Last Game: W, 66-43 vs. Morehead State
 Current Streak: W1
 Scoring Margin: +5.3
 Head Coach: Greg Todd
 Record at EKU: 4-5 (1st year)
 Career Record: 266-175 (15th season)
 Leading Scorer: Johnson (15.3)
 Leading Rebounder: Kirkwood (8.0)
 Assists Leader: Recanati (4.6)
 Blocks Leader: Kirkwood (2.0)
 Steals Leader: Recanati (2.3)
 Next Game: Sat., Dec. 18 vs. Pikeville

STARTING FIVE

■ Through nine games, Louisville is limiting opponents to just 47.7 points per game, which ranks second in the ACC and fourth in the NCAA. In four of nine games, they have limited opponents to 48 points or less, including a program-record tying 25 points vs. Bellarmine. UofL is also holding opponents to 33.6 percent shooting, which ranks fifth in the ACC and 22nd in the NCAA, and 23.7 percent 3-point shooting, which ranks third in the ACC and 23rd in the country.

■ In five of nine games this season, UofL's defense has limited its opponent to the smallest point total of the season. The Cardinals limited Bellarmine to a program-record tying 25 points, which is 29 points lower than their second-lowest point total this season, 54 against Austin Peay. They also limited UT Martin to a season-low 30 points, Cal Poly to season-low 32, Michigan to a season-low 48 and Kentucky to a season-low 58.






■ In the third quarter of Louisville's win over Kentucky, the Cardinals limited the Wildcats to a season-low six points on 1-13 shooting. Entering the game, UK's fewest points in a quarter was 12 in the second quarter against LaSalle. It marked the third time this season that UofL has limited an opponent to one field goal in a quarter as they limited Bellarmine to one field goal in the third (1-10) and fourth quarter (1-13).

■ Louisville is on an eight-game winning streak, which includes two wins over Top 25 teams, and during that winning streak has a plus-24.3 scoring margin. On the season, the Cardinals' scoring margin is plus-21.3, which ranks fourth in the ACC and 17th in the country.

■ Angel McCoughtry, the only Louisville women's basketball player to have her jersey retired, will be the analyst for ACC Network broadcast, alongside Sam Ravech. A three-time WBCA All-American, McCoughtry concluded her four-year career as the program's all-time leader in points (2,779), rebounds (1,261) and steals (481). McCoughtry led UofL to its first national championship game in 2009 and averaged 20.0 points, 9.1 rebounds, and 3.5 steals in her career.

Sports Information Office // University of Louisville // Louisville, KY 40292 // GoCards.com
 Phone: (502) 852-3085 // Fax: (502) 852-7401 // email: NickE@GoCards.com // Twitter: @UofLWBB

PROJECTED STARTERS (Based off last game)

10		23		14		21		44											
Hailey VAN LITH		Chelsie HALL		Kianna SMITH		Emily ENGSTLER		Olivia COCHRAN											
PPG	RPG	APG	MPG	PPG	RPG	APG	MPG	PPG	RPG	APG	MPG								
10.6	3.6	1.6	28.0	6.9	3.6	2.0	22.7	11.2	3.1	2.0	25.8	9.9	9.0	1.2	23.4	6.3	5.0	1.6	21.2

2021-22 Louisville Cardinals (8-1 Overall, 0-0 Atlantic Coast Conference)

Projected Starters (Based off last game)

No.	Name	Pos.	Ht.	Yr.	Hometown	PPG	RPG	APG	Notes
10	Hailey Van Lith	G	5-7	So.	Wenatchee, Wash.	10.6	3.6	1.6	Named 2021-22 Preseason All-ACC
23	Chelsie Hall	G	5-7	Gr.	Boca Raton, Fla.	6.9	3.6	2.0	Season-high 15 points on 5-10 shooting vs. UK
14	Kianna Smith	G	6-0	R-Sr.	Moreno Valley, Calif.	11.2	3.1	2.0	Named to 2021-22 Drysdale Award Watch List
21	Emily Engstler	F	6-1	Sr.	New York, N.Y.	9.9	9.0	1.2	Named ACC Co-Sixth Player of the Year*
44	Olivia Cochran	F	6-3	So.	Columbus, Ga.	6.3	5.0	1.6	Named to ACC All-Freshman Team

Reserves

0	Ramani Parker	F	6-4	R-So.	Fresno, Calif.	2.4	0.8	0.0	Career-high 10 points last season vs. Bellarmine
2	Ahlana Smith	G	5-9	Sr.	Charlotte, N.C.	5.7	1.1	0.6	Tied career-high with 13 points vs. Kentucky
3	Alexia Mobley	F	6-2	Fr.	Reynoldsburg, Ohio	-	-	-	Ranked as the No. 31 overall player in the '22 class
5	Mykasa Robinson	G	5-7	Sr.	Ashland, Ky.	4.6	3.8	2.2	Named to 2020-21 ACC All-Defensive Team
11	Norika Konno	G	5-10	Jr.	Sendai, Japan	3.6	1.8	1.2	Career-high six steals in NCAA First Round vs. Marist
12	Payton Verhulst	G	6-1	Fr.	De Soto, Kan.	2.0	1.9	1.3	Won gold medal with 2021 FIBA U19 World Cup team
13	Merissah Russell	G	5-11	So.	Ottawa, Canada	1.7	1.7	0.1	8 pts and 5 rebs in debut last year vs. SEMO
22	Liz Dixon	F	6-5	Sr.	Memphis, Tenn.	5.9	3.8	0.7	Scored 15 points on 7-9 shooting at Cal Poly
45	Sydni Schetnan	F	6-5	Fr.	Sioux Falls, S.D.	0.0	0.8	0.0	Ranked 10th best post player by espnW Hoop Gurlz

Pronunciation Guide:

Ramani (Rah-mah-nee), Ahlana (a-LAWN-uh), Mobley (MOW-blee), Mykasa (Mah-casa), Van Lith (LITH), Norika Konno (NO-rika Koh-NO), Verhulst (VUR-holst), Kianna (KEY-anna), Engstler (ENG-stlur), Schetnan (SHET-nan), Walz (Walls), Jonneshia Pineda (JO-nee-SHA PIN-ay-duh)

ABOUT THE COLONELS

Eastern Kentucky is 4-5 on the season and is coming off a 66-43 win at Morehead State on Wednesday night. The Colonels are under the guidance of first year head coach Greg Todd, who spent the previous seven seasons as the head coach at Morehead State. ECU finished 9-15 last year and returns four starters. Jayla Johnson returns after averaging a team-high 13.5 points per game a season ago and being named second team all-OVC and to the all-newcomer team. She leads the Colonels this season with 15.3 points and ranks third on the team with 5.7 rebounds. Alice Recanati averages 8.0 points and a team-high 4.6 assists per game, while Ariel Kirkwood chips in 8.8 points and a team-high 8.0 rebounds per game.

■ **Series History** - Louisville holds a 20-8 all-time advantage against ECU and is 12-2 at home. Last season marked their first matchup since the Cardinals won 76-42 at the KFC Yum! Center on Nov. 28, 2012. This is the third ever matchup at the KFC Yum! Center.

■ **Last Meeting (Nov. 29, 2020)** - Hailey Van Lith scored 20 points and grabbed 11 rebounds to lead No. 5 Louisville to a 101-58 victory in its home opener over Eastern Kentucky. The Cardinals used a 16-2 run to start the second quarter to take a 35-14 lead with 5:17 left in the half and put the game away. They would lead by as much as 40-16 in the half. Van Lith made 7-of-13 shots, including five 3-pointers.

DOING THE EM-POSSIBLE

In five home games, Emily Engstler is averaging a team-high 12.6 points, 9.6 rebounds, 2.8 steals and 2.0 blocks per game, while shooting 54 percent from the floor and 9-of-13 from 3-point range. On the season, she averages 9.9 points with a team-high 9.0 rebounds, 2.2 steals and 2.0 blocks per game, while shooting 48 percent overall and 10-of-19 (.526) from deep. She ranks third in the ACC with 2.0 blocks per game, fifth with 9.0 rebounds and sixth with 2.2 steals per game.

■ **Double Doubles** - Emily Engstler recorded her second double-double of the season and 18th of her career with a team-high 18 points and 14 rebounds against Michigan. She added five steals, two blocks and two assists. She recorded her first double-double in a Louisville uniform with 12 points and 14 rebounds vs. Bellarmine. She had 16 career double-doubles while at Syracuse, including two against Louisville. She had 21 points and 10 rebounds vs. UofL in the ACC Tourney last year on March 6, 2021 and 16 points and 11 rebounds on Jan. 21, 2021. Engstler had 12 points and 10 rebounds in the first half alone against Bellarmine, becoming the first Cardinal since Myisha Hines-Allen to have a double-double in the first half. Hines-Allen did it twice in 2016-17. The most recent time was when Hines-Allen had 13 points and 12 rebounds at the half and finished with 24 points and 15 rebounds vs. Vanderbilt on Dec. 21, 2016.

MORE ON LOCK DOWN DEFENSE

■ **By the Quarter** - UofL's opponents are averaging just 10.1 points in the first quarter and just 10.6 points in the second quarter. In the third, opponents are averaging 12.6 points and in the fourth 13.7 points.

■ **Limiting All-Americans** - In the win over Kentucky, the Louisville defense limited consensus All-American Rhyne Howard to a season-low nine points. It marked her fewest points since she had eight points at Tennessee on Jan. 24, 2021. In the win over Michigan, UofL limited consensus All-American Naz Hillmon to a season-low 12 points.

GAMEDAY INFO

Date: Thursday, Dec. 16
Time: 8 p.m. ET
Site: Louisville, Ky. | KFC Yum! Center (22,000)
TV: ACCN (Sam Ravech, play-by-play; Angel McCoughtry, analyst)
Radio: 790-AM WKRD (Nick Curran, play-by-play; Adrienne Johnson, analyst)
Last Meeting: W, 101-58 (Nov. 29, 2020 at KFC Yum! Center)
Series History: 20-8 (W6, 12-2 home, 6-5 away, 2-1 neutral)

Team Statistics	Cards (8-1)	ECU (4-5)
Points per game	69.0	68.6
Scoring margin	+21.3	+5.3
Field goal percentage	.453	.376
3-Point FG-Attempts	46-134	41-165
3-point FG percentage	.343	.248
3-pt FG made per game	5.1	4.6
Free Throws-Attempts	75-105	134-185
Free throw percentage	.714	.724
FTs made per game	8.3	14.9
Rebounds per game	41.0	41.9
Rebounding margin	+11.0	+5.2
Assists per game	14.2	13.2
Turnovers per game	15.6	19.0
Turnover margin	+4.8	+3.2
Assist/turnover ratio	0.9	0.7
Steals per game	9.8	11.7
Blocks per game	4.4	3.3

ACC/NCAA Rank	Category	Stat
4/21.....	Won-Lost Percentage	88.9
4/17.....	Scoring Margin	+21.3
9/126.....	Scoring Offense	69.0
2/4.....	Scoring Defense	47.7
8/41.....	FG Percentage	45.3
5/22.....	FG Percentage Defense	33.6
7/76.....	3-Pt. FG Percentage	34.3
6/126.....	Free Throw Percentage	71.4
5/18.....	Rebound Margin	+11.0
11/122.....	Assists Per Game	14.2
10/124.....	Assist Turnover Ratio	0.91
3/47.....	Turnover Margin	+4.78
4/80.....	Steals Per Game	9.8
6/54.....	Blocks Per Game	4.4

MORE ON LOCK DOWN DEFENSE (cont.)

■ **Allowing 55 points combined in back-to-back games** - Louisville allowed just 55 points combined in back-to-back victories over Bellarmine (W, 82-25) and UT Martin (W, 62-30), setting a program record for the fewest points allowed in a two-game stretch in program history. The previous record was 57 points in wins over Wagner (W, 106-32) on Dec. 21, 2012 and Tennessee State (W, 88-25) on Dec. 31, 2012.

■ **Fewest points allowed in program history** - Louisville limited Bellarmine to 25 points, which tied the program record for fewest points allowed in a game. The Cardinals twice allowed 25 points previously - on Nov. 29, 1977 vs. Centre (W, 97-25) and on Dec. 31, 2012 vs. Tennessee State (W, 88-25).

■ **Lowest FG percentage allowed in Walz era** - They limited Bellarmine to 14.9 percent (7-47) shooting, which is the lowest field goal percentage allowed in the Jeff Walz era. The previous low was when they limited Tennessee State to 16.7 percent shooting (9-54) in that 88-25 win on Dec. 31, 2012.

RETURNING POINT PRODUCTION

After losing Dana Evans to graduation, UofL returns 50.4 points per game, which accounts for 65.5 percent of their production from last year.

Returning Production from 2020-21		
	Per Game	Pct. %
Points	50.4	65.5
3-Pointers	4.2	56.3
Rebounds	30.2	76.6
Assists	9.2	62.5
Steals	5.3	70.1
Blocks	3.2	67.4
Career Starts at UofL: 113		

RETURNING STARTERS

Entering the 2021-22 campaign, the Cards returned six players that made a combined 113 starts in a Louisville uniform (Van Lith - 30, Cochran - 25, Robinson - 22, K. Smith - 20, Dixon - 11, A. Smith - 5).

ROSTER BREAKDOWN

Louisville returns nine players from last year's team, brings in five newcomers and had three departures, including two-time ACC Player of the Year and WBCA All-American Dana Evans.

■ **Returnees** - In addition to the six players that have career starts, the Cardinals return Norika Konno, Ramani Parker and Merissah Russell. Robinson is the only four-year player for the Cardinals and last season was named to the ACC All-Defensive Team. Kianna Smith is the leading returning scorer after averaging 11.4 points per game a season ago. Van Lith returns after starting all 30 games last season and averaging 11.2 points per game as a freshman. Cochran finished with 9.9 points per game and a team-high 6.9 rebounds per contest during her freshman campaign. Dixon averaged 7.6 points and 5.4 rebounds, while shooting a team-high 56.4 percent from the floor.

■ **Newcomers** - Louisville brings in Syracuse transfer Emily Engstler and Vanderbilt grad transfer Chelsie Hall, along with three freshmen Alexia Mobley, Sydney Schetnan and Payton Verhulst. Engstler was the ACC Co-Sixth Player of the Year last season, while Hall was a 1,000 point scorer at Vanderbilt and earned 2018 SEC All-Freshman team honors.

LOUISVILLE PICKED SECOND IN ACC PRESEASON POLLS

UofL was picked second in the ACC after claiming four consecutive regular season titles. The Cardinals received seven first-place votes from the Blue Ribbon Panel for a total of 789 points and one first-place vote from the head coaches to finish with 207 points. UofL is picked second in the ACC behind NC State. The Cards and Wolfpack were the only two schools to receive first-place votes in the Blue Ribbon and Coaches' polls.

2021-22 ACC Preseason Blue Ribbon Poll

1. NC State	9. Miami
2. Louisville	10. Clemson
3. Georgia Tech	11. Boston College
4. Virginia Tech	12. Wake Forest
5. Florida State	13. Syracuse
6. Notre Dame	14. Pitt
7. North Carolina	15. Virginia
8. Duke	

VAN LITH NAMED PRESEASON ALL-ACC, VERHULST TO NEWCOMER WATCH LIST

Hailey Van Lith was named Preseason First Team All-ACC, while Payton Verhulst was named to the Newcomer Watch List.

■ **Van Lith** - Van Lith started every game for Louisville last season en route to being named to the ACC All-Freshman Team. She was named to the ACC All-Tournament Team, All-ACC Academic Team and twice was named ACC Freshman of the Week. She ranked third on the team with 11.2 points and 5.2 rebounds, while chipping in 2.1 assists per game. She shot 49-128 (.383) from 3-point range and 44-53 (.830) from the free throw line.

■ **Verhulst** - Verhulst was USA Today National Female Athlete of the Year, Kansas' Girls Basketball Player of the Year and overall Female Athlete of the Year and McDonald's All-American.

HEAD COACH JEFF WALZ

Head coach **Jeff Walz**, in his 15th season as a head coach, has compiled a 393-109 record as the Cardinals' leader. Walz and the Cardinals boast quite an astounding resumé that includes 10 trips to the NCAA Sweet 16, six trips to the Elite Eight, three trips to the final four and two trips to the national title game. Overall, he has compiled a 33-12 record in NCAA Tournament games and ranks ninth all-time and fifth among active coaches with a 73.3 NCAA Tournament winning percentage.



All of this for a program that had just four NCAA Tournament wins and had never reached a Sweet 16 prior to Walz being named head coach.

Walz is the all-time winningest coach in program history and averages 27.5 victories per season. He directed Louisville to a program-record 36 victories in 2017-18 en route to being named ACC Coach of the Year, 34 victories in 2008-09, 33 wins in 2013-14 and 32 wins in 2018-19. The Cardinals finished with 28 and 26 wins in the shortened 2019-20 and 2020-21 seasons.

The Cardinals have reached 20 wins 11 consecutive times and they have won at least 20 games in 13 of Walz's 14 seasons. The longest run previously was three, achieved twice, and UofL had just 10 20-win seasons in its 32 previous years.

Walz has led Louisville to four consecutive Atlantic Coast Conference regular season titles in 2018, 2019, 2020 and 2021, and over that four-year span, the Cardinals are a combined 122-15, which marks the fewest losses and best winning percentage over a four-year period in program history.

He also coached the ACC Player of the Year in five of six seasons as Myisha Hines-Allen won the award in 2016, Asia Durr in 2018 and 2019, and Dana Evans in 2020 and 2021. He also coached Angel McCoughtry to Big East Player of the Year honors in 2007.

After being hired as the Cardinals' head coach on March 27, 2007, the Bluegrass State native used little time to make a splash. His first year featured the program's first NCAA Sweet 16 and it culminated with Louisville earning the No. 12 ranking in the final ESPN/USA Today Coaches Poll. For his efforts, Walz was named the WBCA Maggie Dixon Rookie Coach of the Year.

Prior to taking the reins at Louisville, Walz spent five seasons at Maryland, including his final season as the associate head coach in 2006-07. The season prior, he helped lead the Terrapins to a school-record 34 wins and the program's first national title.

Walz has four children: daughter Kaeley, son Jacob, and daughters Lola and Lucy. He married the former Lauren Lueders in September of 2012, and the couple resides in Louisville.

Walz's Milestone Collegiate Victories

No.	Date	Score
1	11/10/07	Louisville 81, Ball State 62
50	2/17/09	Louisville 89, St. John's 60
100	11/22/11	Louisville 78, Austin Peay 60
150	11/11/13	Louisville 100, Quinnipiac 82
200	1/29/15	Louisville 78, Syracuse 58
250	1/15/17	Louisville 63, Miami 59
300	11/6/18	Louisville 102, WKU 80
350	1/23/20	Louisville 71, Virginia 56

Louisville Women's Basketball History

Before Walz	With Walz
1975-2007	2007-pres
(32 seasons)	(15th season)
Overall Record	Overall Record
547-391 (.583)	393-109 (.783)
NCAAT Record	NCAAT Record
4-11 (.267)	33-12 (.733)
Sweet 16 App.	Sweet 16 App.
0	10
Elite Eight App.	Elite Eight App.
0	6
Final Four App.	Final Four App.
0	3
NCAA Finalist	NCAA Finalist
0	2

MOST UOFL VICTORIES

UofL's 26 wins last year rank 10th all-time. The top seven and 11 of the 12 top win totals have come under Walz.

ANOTHER 20-WIN SEASON

UofL went 26-4 and reached 20 wins for the 11th straight season to extend the program record. The longest run previously was three, achieved twice. The Cards have won at least 20 games in 13 of Walz's 14 seasons. Prior to Walz's arrival, Louisville had just 10 20-win seasons in its history.

Most UofL Victories		
Year	Record	NCAA Postseason
2017-18	36-3	Final Four
2008-09	34-5	Runner-Up
2013-14	33-5	Elite Eight
2018-19	32-4	Elite Eight
2016-17	29-8	Sweet 16
2012-13	29-9	Runner-Up
2019-20	28-4	*No NCAA Tourney
2014-15	27-7	Sweet 16
2006-07	27-8	2nd Round
2020-21	26-4	Elite Eight
2015-16	26-8	2nd Round
2007-08	26-10	Sweet 16

QUICK HITTERS

- **Santa Walz** - Under head coach Jeff Walz, UofL is 84-14 (.857) all-time in December. In November and December combined, he is 165-28. Louisville is 24-1 in December over the previous four seasons, their lone loss a 67-60 defeat at Ohio State on Dec. 5, 2019.
- **Ahlana Ties Career High** - Ahlana Smith had 13 points on 6-11 shooting, including a clutch jumper in the closing minutes, vs. Kentucky, which tied her career-high and marked her high in a Louisville uniform. She also had 13 points in her collegiate debut at UCLA vs. Loyola Marmount on Nov. 6, 2018. Her previous high in a Louisville uniform was 11 points at Colorado State earlier this season. Three times this season she has reached double figures, she had 10 vs. Bellarmine.
- **Hall Sets Louisville High** - Chelsie Hall led the team with 15 points against UK and hit three clutch free throws down the stretch. It marked her high point total in a Louisville uniform. Her previous high was 12 vs. Arizona in her Cardinal debut. Her career-high is 26 points while at Vanderbilt vs. Belmont on Dec. 21, 2017. Three times this season she has reached double figures, she had 11 vs. Belmont.
- **5 Straight Wins over Kentucky** - Louisville's 64-58 win over Kentucky marked its fifth straight win over the Wildcats, which ties its longest winning streak ever over UK. They also won five straight from 2004 to 2008.
- **Hailey Coming Up Clutch** - Hailey Van Lith had eight points on perfect 4-4 shooting in the fourth quarter, including a clutch jumper late, in the win over UK. She entered the fourth quarter shooting 1-7 with five points.
- **The Past Five Seasons** - UofL is 130-16 (.890) over the last five seasons. They went 122-15 (.891) over the previous four seasons, which marks the fewest losses and best winning percentage over a four-year span in program history.

MILESTONES

- **Kianna Smith reaches 1,000 career points** - With 14 points against Belmont, Kianna Smith reached the 1,000-point plateau and now has 1,020 points in her collegiate career, between both Louisville and California. She has 420 points in her career at Louisville. She leads the Cards with 11.2 points per game. She scored in double digits in six straight games prior to scoring nine against UK on Sunday. Twice she has led the team in scoring. She ranks second in the ACC with a 43.6 3-point field goal percentage and 11th with 1.9 made 3-pointers per game.
- **Walz approaches 400 career wins** - Louisville head coach Jeff Walz, already the winningest coach in program history, has 393 career wins, just seven shy of 400.

SUCCESS AGAINST UNRANKED TEAMS

Louisville is 6-0 against unranked teams. They went 23-1 against unranked teams last year and are 149-3 in their last 152 games. Prior to the 67-60 loss at Ohio State in 2019-20, they had won 102 consecutive games against teams not ranked in the AP Top 25. Their previous loss to an unranked team was a 79-66 setback vs. Dayton on 11/29/15.

70-PLUS POINTS

Louisville is 5-0 when scoring 70-plus points and had reached 70-plus points in four straight games prior to scoring 64 in win over UK. Last season, UofL went 21-0 when scoring 70 points or more. UofL is 276-23 when surpassing the 70-point plateau under Walz. Their 79-73 loss to Miami in 2018-19 ended a 49-game winning streak when scoring 70-plus.

50/50

UofL is 2-0 when shooting above 50 percent. Last season, they shot over 50 percent seven times and went 7-0 in those games. Overall, they boast a 126-1 record when shooting 50 percent or better from the field under Walz. Their lone loss came on Nov. 29, 2008 at Nevada when they shot 50.8 percent (L, 85-82).

21-22 NATIONAL RANKINGS

Associated Press			USA Today		
(Week 6)			(Week 6)		
1	South Carolina (30)	10-0	1	South Carolina (32)	10-0
2	NC State	10-1	2	NC State	10-1
3	Stanford	6-2	3	Stanford	6-2
4	Arizona	9-0	4	Louisville	8-1
5	Baylor	9-1	5	Baylor	9-1
6	Louisville	8-1	6	UConn	6-2
7	Tennessee	9-0	7	Indiana	8-2
	UConn	6-2	8	Arizona	9-0
9	Maryland	9-3	9	Tennessee	9-0
10	Indiana	8-2	10	Maryland	9-3
11	Texas	7-1	11	Michigan	10-1
12	Iowa State	10-1	12	Texas	7-1
13	Michigan	10-1	13	Iowa State	10-1
14	Iowa	5-2	14	Georgia	8-1
15	Duke	8-0	15	Iowa	5-2
16	South Florida	6-3	16	South Florida	6-3
17	Georgia	8-1	17	Texas A&M	9-2
18	Georgia Tech	8-2	18	Notre Dame	9-2
19	Kentucky	6-3	19	Kentucky	6-3
20	BYU	8-1	20	North Carolina	9-0
21	Notre Dame	9-2	21	Georgia Tech	8-2
22	LSU	7-1	22	BYU	8-1
23	Texas A&M	9-2	23	Oregon	6-3
24	Ohio State	7-2	24	Ohio State	7-2
25	North Carolina	9-0	25	Duke	8-0

Others receiving votes: Florida Gulf Coast 63, Colorado 63, Oregon State 42, LSU 40, Nebraska 30, Nebraska 27, Oregon 13, Washington State 8, Oregon State 3, UCLA 2, West Virginia 1

Louisville in the Polls		
Date	AP	USAT
Preseason66
Nov. 1510n/a
Nov. 23107
Nov. 29105
Dec. 675
Dec. 1364

STAYING IN THE AP TOP 10

UofL has remained in the AP Top 10 for 81 straight polls and the USA Today Top 10 for 80 straight polls, dating back to the 2017 preseason polls, both program records. Louisville has remained in the AP Top 25 for 110 straight weeks and the USA Today Top 25 for 111 weeks, both dating back to Jan. 11, 2016, also program records.

TOP 10 WIN

Louisville's 70-48 win over Michigan, who ranked No. 9 in Coaches' Poll, marked UofL's first Top 10 win since a 66-59 win over No. 4 NC State on Feb. 13, 2020. That season they also beat No. 1 Oregon, 72-62, on Nov. 30, 2019.

PRESEASON AP AND USA TODAY RANKINGS

UofL was ranked sixth in the 2021-22 Associated Press preseason poll. The Cardinals received 575 points, 14 points shy of fifth place NC State. They were also picked sixth in the USA Today poll with 642 points, 19 points shy of fifth place Maryland.

- **Preseason Top 10-** It marks the seventh consecutive season that Louisville has been ranked in the top 10 of the AP preseason poll, the 10th time in the past 11 years and the 11th time in Walz's 15-year tenure. Prior to his arrival, the Cardinals had never been ranked in the AP preseason Top 10.

REACHING #1

Last season, on Jan. 18, UofL reached No. 1 in the AP and USA Today polls for the first time in program history. UofL is one of seven teams to be ranked No. 1 in the AP poll the last decade, joined by Baylor, UConn, Notre Dame, Oregon, South Carolina and Stanford.

NON-CONFERENCE SUCCESS

All-time, Walz is 163-29 (.849) against nonconference foes in regular season play. They are 52-3 in non-conference play over the past five years. They had a 21-game non-conference regular season winning streak prior to the loss at Ohio State in 2019-20. Their previous loss was a 69-58 loss at No. 1 UConn on 2/12/18. UofL went 7-0 in non-conference play last season, which marked the second time in program history they have went undefeated against nonconference opponents in regular season play. They also finished undefeated in non-conference play (13-0) in 2018-19.

FOUR PLAYERS NAMED TO POSITION AWARD WATCH LISTS

Hailey Van Lith, Kianna Smith, Emily Engstler and Olivia Cochran were all named to their position award watch list. Louisville is one of five schools with a student-athlete on four of the five lists, joining South Carolina, Stanford, Tennessee and UConn. No school had a player on all five.

■ Van Lith named to Nancy Lieberman Award

Watch List - Van Lith started every game for Louisville last season en route to being named to the ACC All-Freshman Team, ACC All-Tournament Team and the All-ACC Academic Team. She ranked third on the team with 11.2 points and 5.2 rebounds, while chipping in 2.1 assists per game. The Lieberman Award recognizes the top point guards.

■ **Kianna Smith named to Ann Meyers-Drysdale Award Watch List** - Smith played in 28 games with 20 starts in her first season as a Cardinal a year ago. She ranked second on the team with 11.4 points and third with 2.2 assists per game, and ranked eighth in the ACC with 55 made 3-point field goals. She was named to the ACC All-Tournament Team and the All-ACC Academic Team. The Meyers-Drysdale Award recognizes the top shooting guards.

■ **Emily Engstler named to Cheryl Miller Award Watch List** - Engstler transferred to Louisville after playing three seasons at Syracuse. Last season, she was named ACC Co-Sixth Player of the Year after nearly averaging a double-double with 10.5 points and 9.1 rebounds per game. She finished the season with seven double-doubles. The Miller Award recognizes the top small forwards.

■ **Olivia Cochran named to Katrina McClain Award Watch List** - Cochran was named to the All-ACC Freshman team last season after playing in 29 games with 25 starts, leading the team with 6.9 rebounds per game. She averaged 20.9 minutes, 9.9 points and 0.8 blocks. The McClain Award recognizes the top power forwards.

VAN LITH NAMED TO NAISMITH TROPHY WATCH LIST, NO. 18 BY ESPN

Hailey Van Lith was named to the Naismith Trophy Watch List and was ranked No. 18 on ESPN's Top 25 women's basketball players list.

■ ESPN writer Katie Barnes on Van Lith, "At just 5-7, Van Lith was among the best rebounders on Louisville's squad last season. Her tenacity and physicality make her stand out on the court. Her 38.3% 3-point shooting led the Cardinals last season, and with the graduation of Dana Evans, look for Van Lith to increase her scoring. Louisville has been a perennial power in the ACC, and if Van Lith has a breakout season, the Cardinals could be serious contenders."

■ ESPN analyst Debbie Antonelli on Van Lith, "Trustworthy in late-game playmaking situations with elite handle, decisions and free throw shooting; shot-making abilities outside arc and inside lane; dangerous on the catch, aggressive first step make her hard to guard."

CHALLENGING SCHEDULE

Eight of the Cardinals' opponents this season were ranked in the Associated Press' preseason top 25 (2. UConn, 5. NC State, 11. Michigan, 13. Kentucky, 16. Florida State, 17. Georgia Tech, 22. Arizona, 24. Virginia Tech). An additional two opponents received votes in the poll (Notre Dame, Belmont).

FOURTH STRAIGHT ACC TITLE

Last season, UofL won its fourth straight ACC title and second straight outright title. It marked the ninth conference title in program history. Prior to this stretch, Louisville had never won consecutive regular season conference titles. The last two outright regular season titles are the first since they won the Conference USA regular season championship in 2000-01.

■ Over last four seasons, the Cardinals are 67-10 (.870) in ACC regular season and tournament games combined. UofL is 59-7 (.894) in ACC regular season games. They are 30-4 (.882) in home games and 29-3 (.906) in road games.

Nonconference Success under Walz

Season	Record
2007-08	11-2
2008-09	13-1
2009-10	8-5
2010-11	9-5
2011-12	11-2
2012-13	12-2
2013-14	12-1
2014-15	12-1
2015-16	9-5
2016-17	13-2
2017-18	14-1
2018-19	13-0
2019-20	11-1
2020-21	7-0
2021-22	8-1
Total	163-29

CAREER 20-POINT GAMES

Liz Dixon (1 at UofL, 4 career) *at Georgia Tech

Miami	1/26/21	21
Wake Forest*	2/10/19	22
Pitt*	2/7/19	21
Duke*	1/10/19	22

Emily Engstler (1 at UofL, 3 career) *at Syracuse

UT Martin	11/17/21	20
vs. Louisville*	3/6/21	21
Notre Dame*	1/5/20	22

Chelsie Hall (9 career) *at Vanderbilt

Kentucky*	1/17/21	24
at Tennessee*	2/23/20	20
Ole Miss*	2/9/20	21
Florida*	3/3/19	20
Tennessee State*	11/21/18	23
at Middle Tennessee*	11/9/18	23
at Alabama*	1/21/18	21
Belmont*	12/21/17	26
vs. Ball State *	11/20/17	25

Kianna Smith (2 at UofL, 4 career) *at California

Georgia Tech	2/21/21	21
vs. DePaul	12/4/20	21
Oregon*	2/8/19	20
vs. Virginia*	3/16/18	20

Hailey Van Lith (3)

vs. Wake Forest	3/5/21	24
vs. DePaul	12/4/20	21
Eastern Kentucky	11/29/20	20

CAREER DOUBLE-DOUBLES

Olivia Cochran (5)

vs. Northwestern	3/24/21	13 pts., 15 rebs.
vs. Syracuse	3/6/21	10 pts., 10 rebs.
at Wake Forest	1/24/21	10 pts., 11 rebs.
at Duke	12/9/20	11 pts., 12 rebs.
vs. DePaul	12/4/20	19 pts., 10 rebs.

Liz Dixon (2 at UofL, 6 career) *at Georgia Tech

Florida State	1/17/21	10 pts., 10 rebs.
Western Kentucky	11/5/19	10 pts., 13 rebs.
Duke*	1/10/19	22 pts., 17 rebs.
Boston College*	1/3/19	12 pts., 10 rebs.
Georgia*	11/18/18	10 pts., 11 rebs.
Western Carolina*	11/14/18	13 pts., 10 rebs.

Emily Engstler (2 at UofL, 18 career) *at Syracuse

Michigan	12/2/21	18 pts., 14 rebs.
Bellarmine	11/16/21	12 pts., 14 rebs.
vs. South Dakota State*	3/21/21	18 pts., 12 rebs.
vs. Louisville*	3/6/21	21 pts., 10 rebs.
Pitt*	1/28/21	12 pts., 13 rebs.
at Louisville*	1/21/21	16 pts., 11 rebs.
North Carolina*	1/19/21	11 pts., 13 rebs.
Miami (FL)*	1/17/21	11 pts., 10 rebs.
at North Carolina*	12/17/20	18 pts., 10 rebs.
at North Carolina*	2/13/20	16 pts., 15 rebs.
at Virginia*	2/2/20	10 pts., 11 rebs.
Notre Dame*	1/5/20	22 pts., 15 rebs.
Michigan State*	12/20/19	13 pts., 17 rebs.
Michigan*	12/5/19	10 pts., 14 rebs.
Green Bay*	11/30/19	12 pts., 16 rebs.
Houston*	11/28/19	14 pts., 15 rebs.
Albany*	11/16/19	14 pts., 10 rebs.
UMES*	11/12/19	15 pts., 11 rebs.

Chelsie Hall (1 career) *at Vanderbilt

vs. Tennessee State*	11/21/18	23 pts., 10 ast.
----------------------	----------	------------------

Kianna Smith (1)

Northern Kentucky	1/1/21	11 pts., 10 rebs.
-------------------	--------	-------------------

Hailey Van Lith (1)

vs. ECU	11/29/20	20 pts., 11 ast.
---------	----------	------------------

BEST FANS IN THE COUNTRY

Louisville is averaging 8,078 fans in its first five 2021-22 home games. They had a season-high 12,167 fans vs. Kentucky, which marks the third largest attendance in women's basketball this season. It also marked UofL WBB's largest crowd since they welcomed in 12,008 fans for the

exhibition against the USA National Team in February of 2020. It marked the largest attendance in a regular season game since they had 12,193 vs. Miami on Feb. 7, 2019. Last season, UofL averaged 2,557 socially distanced fans, which ranked second in the country. They averaged 9,159 fans per game in 2019-20, which topped the ACC and ranked fifth in the country.

KFC Yum! Center Attendance

Year	Avg.	High	DI Rank
2010-11	10,859	22,152 vs. UK (12/5/10)	2nd
2011-12	10,670	16,483 vs. UConn (2/7/12)	2nd
2012-13	9,358	15,453 vs. UK (12/2/12)	3rd
2013-14	9,469	22,163 vs. UConn (3/3/13)	3rd
2014-15	9,515	14,862 vs. UK (12/7/14)	3rd
2015-16	9,503	16,524 vs. Cal (11/15/15)	4th
2016-17	8,256	12,245 vs. UK (12/4/16)	5th
2017-18	7,836	14,248 vs. FSU (1/21/18)	5th
2018-19	9,531	17,023 vs. UConn (1/31/19)	3rd
2019-20	9,062	12,086 vs. ND (1/26/20)	5th
2020-21*	2,557	2,989 vs. NCST (2/1/21)	2nd
2021-22	8,078	12,167 vs. Kentucky (12/12/21)	4th

*Fans limited due to covid protocols

HOME COURT ADVANTAGE

UofL boasts a 170-18 record (.904) at the KFC Yum! Center. All-time at the venue, UofL holds a plus-22.1 scoring margin. Prior to last season's crowd being limited to 15 percent, Louisville was averaging 9,328 fans per contest and had welcomed over one million and a half fans through the doors of the KFC Yum! Center. The longest home winning streak in program history is 17 games when they won their final five home games in 2016-17 and their first 12 in 2017-18.

MYKASA ROBINSON NAMED TO ACC ALL-DEFENSIVE TEAM

Last season, Mykasa Robinson was one of five players named to the ACC All-Defensive Team.

■ Last season, ESPN.com's Mechelle Voepel recognized Mykasa Robinson as one of the top 12 defenders in the country, "She makes this list as the quintessential "do the little things" player whose calling card is defense. Louisville star Dana Evans credits Robinson with bringing scrappiness to what is perennially one of the ACC's top defenses."

■ Following the win over Notre Dame, Dana Evans said this of Robinson, "She does everything, she can guard 1-5, she hustles for every loose ball, she gets every rebound that's in her area, she does everything that we need her to do. What she does doesn't always show up on the stat sheet, but she gets it done and that's why she is so valuable to our team."

■ Robinson's combination of strength, speed and quickness, combined with an extremely high basketball IQ makes her the most versatile defender in the ACC. Can guard positions 1-5 effectively. She drew 19 charges in 16 ACC games last season.

ROAD WARRIORS

UofL is 3-0 in true road games this season following wins at Washington, Cal Poly and Colorado State. They went 7-1 in true road games last season and are 45-5 over the previous five seasons. Two of the five losses came to No. 1 teams (1/10/19 at No. 1 ND, L, 82-68; 2/12/18 at No. 1 UConn, L, 69-58).

REPLACING DANA

Evans, the two-time ACC Player of the Year and WBCA All-American, finished with a career record of 122-15 (.891). She concluded her career at UofL with the fewest losses and best winning percentage in program history. She is the only player in program history to claim four regular season conference championships. She finished just three wins shy of tying the 2019-20 class (Bionca Dunham, Jazmine Jones, Jessica Laemmle, Kylee Shook) that finished 125-19 (.868) with the most wins in four years. Her 1,715 career points rank ninth all-time at Louisville, her 521 assists and 222 made 3-pointers rank sixth and her 85.8 free throw percentage is the program's all-time best.

■ Evans was selected by the Dallas Wings with the 13th pick of the 2021 WNBA Draft. She was later traded to the Chicago Sky, was named to WNBA All-Rookie Team and won a WNBA title.

THE LAST TIME LOUISVILLE ...**Defeated an AP Top 5 team:**

Feb. 13, 2020 - No. 4 NC State, W, 66-59

Defeated an AP Top 25 team:

December 12, 2021 - No. 14 Kentucky, W, 64-58

Scored 100 or more points:

Dec. 4, 2020 - No. 20 DePaul, W, 116-75

Scored less than 50 points:

Jan. 21, 2018 - No. 12 Florida State, L, 50-49

Allowed 100 or more points:

Dec. 20, 2009 - Kentucky, L, 101-67

Held a team to less than 50 points:

Dec. 2, 2021 - Michigan, W, 70-48

Won an overtime game:

Dec. 19, 2019 - at UT Martin, W, 71-63 (2OT)

Lost an overtime game:

Nov. 12, 2021 - No. 15 Arizona, L, 61-59 (OT)

Played a double-overtime game:

Dec. 19, 2019 - at UT Martin, W, 71-63 (2OT)

THE LAST TIME UOFL HAD ...**A player score 30 points:**

47, Asia Durr vs. NC State (2/28/19)

A player score 35 points:

47, Asia Durr vs. NC State (2/28/19)

A player score 40 points:

47, Asia Durr vs. NC State (2/28/19)

Two players score 20 points in a game:

25, Dana Evans; 21, Kianna Smith vs. GT (2/11/21)

Three players score 20 points in a game:

21, Kianna Smith; 21, Hailey Van Lith; 20, Dana Evans vs. DePaul (12/4/20)

A player grab 15 boards:

15, Oliva Cochran vs. Northwestern (3/24/21)

A player grab 20 boards:

20, Angel McCoughtry vs. Syracuse (2/3/09)

Two or more players grab 10 rebounds in a game:

15, Kylee Shook; 12, Bionca Dunham vs. Oregon (11/30/19)

A player dish out 10 assists:

10, Dana Evans at Kentucky (12/15/19)

A player record five or more steals:

5, Emily Engstler vs. Michigan (12/2/21)

A player with five or more blocked shots:

5, Kylee Shook at Pitt (2/23/20)

Two players record a double-double:

Dana Evans, Kylee Shook at Kentucky (12/15/19)

Three players record a double-double:

M. Hines-Allen, M. Moore, S. Fuehring vs. Va. Tech (2/9/17)

Six players score in double figures:

Cochran (17), Dixon (13), Evans (13), K. Smith (13), Van Lith (11), Balogun (10) vs. UNC (1/28/21)

Seven players score in double figures:

Durr (12), Fuehring (12), Jones (12), Dunham (11), Hines-Allen (11), Shook (11), Evans (10) vs. TSU (12/12/17)

A player records a triple-double:

11 pts., 11 rbs., 10 assts. Mariya Moore vs. Syracuse (12/29/16)

A player with 7 or more 3-pointers:

7, Dana Evans at Boston College (1/16/20)

A player with 10 or more made free throws:

11, Hailey Van Lith vs. Arizona (11/12/21)

A player hit a last-second shot to win a game:

Sam Fuehring, :02.5 vs. Arizona State, 58-56 (11/23/18)

WALZ IN THE BIG DANCE

Walz boasts a 33-12 record in NCAA Tournament games. He is ninth all-time in winning percentage and 5th among active coaches. He has directed UofL to a pair of national runner-up finishes (2009, 2013), three Final Fours (2009, 2013, 2018), six Elite Eights (2009, 2013, 2014, 2018, 2019, 2021), 10 trips to the Sweet 16 and 12 NCAA Tournaments.

NCAA Tournament All-Time Winning Percentage			
No.	Coach	Record	Years
1.	Geno Auriemma, UConn	.856 (125-21)	1989-pres
2.	Pat Summitt, Tennessee	.830 (112-23)	1982-2012
3.	Kim Mulkey, Baylor	.768 (53-16)	2001-pres
4.	Vic Schaefer, Miss. St./Texas	.760 (19-6)	1990-pres
5.	Linda Sharp, USC/Texas St.	.760 (19-6)	1982-1997
6.	Leon Barmore, Louisiana Tech	.747 (56-19)	1983-2002
7.	Tara VanDerveer, OSU, Stan	.744 (93-32)	1982-pres
8.	Muffet McGraw, Notre Dame	.736 (67-24)	1987-2020
9.	Jeff Walz, Louisville	.733 (33-12)	2008-pres
10.	Brenda Frese, Maryland	.698 (37-16)	2002-pres

WALZ NAMED WBCA COY FINALIST, NAISMITH COY SEMIFINALIST

Last season, head coach Jeff Walz was named a WBCA Coach of the Year Finalist and a Werner Ladder Naismith Coach of the Year Semifinalist. Despite losing five seniors from the 2019-20 team and having just one player named to the All-ACC first or second team, Walz led the Cardinals to their fourth straight ACC regular season title. Louisville won its first 16 games and reached No. 1 in the Associated Press and USA Today polls for the first time in program history.

NORMAN NAMED WBCA DIVISION I ASSISTANT COACH OF THE YEAR

Last year, associate head coach Stephanie Norman was named the 2021 Division I Assistant Coach of the Year. Norman, now in her 15th year at Louisville and her 10th as associate head coach, has served on the Cardinals' staff since the hiring of head coach Jeff Walz.

MELTING POT

Of the 14 student-athletes on its roster, 11 are from different states (California, Florida, Georgia, Kansas, Kentucky, New York, North Carolina, Ohio, South Dakota, Tennessee, Washington). Norika Konno is from Sendai, Japan and Merissah Russell is from Ottawa, Ontario.

CARDINALS SIGN BROWN, HARRIS, LESTER AND WALKER TO 2022 CLASS

Jalyn Brown, a 6-foot guard from Baltimore, Md., Nyla Harris, a 6-foot-2 forward from Windermere, Fla., Imani Lester, a 6-foot-3 forward from Raleigh, N.C. and Zyanna Walker, a 5-foot-8 guard from Wichita, Kan., have signed National Letters of Intent with the Louisville women's basketball program. Collegiate Girls Basketball Report ranks the 2022 class fourth nationally and first in the Atlantic Coast Conference.

■ **Brown** comes to Louisville from St. Frances Academy, the same high school that brought Angel McCoughtry. She is a four-star prospect and is ranked No. 78 overall and the No. 12 ranked wing by espnW HoopGurlz. She is also ranked the fifth best player in Maryland by Prep Girls Hoops. After spending her first two years at Riverdale Baptist in Upper Marlboro, Brown averaged 20.6 points and six rebounds as a junior at St. Frances, which played a condensed season because of the coronavirus pandemic.

■ **Harris** is a five-star prospect and is ranked No. 34 overall by espnW HoopGurlz and Prep Girls Hoops. espnW HoopGurlz also ranks Harris as the eighth best forward in the 2022 class. She was named the MaxPreps Player of the Year as a sophomore after averaging 11.3 points and 6.2 rebounds per game. She tallied 20 points, five rebounds and three blocks to lead Lake Highland Prep to a Florida 4A State Championship as a sophomore. On Wednesday, the Atlanta Tipoff Club announced that she was named to the 2022 Naismith High School Trophy Underclassmen Girls Watch List.

■ **Lester** is a four-star prospect and is ranked No.57 overall and the eighth best post player by espnW HoopGurlz. Lester has played varsity basketball since the seventh grade and reached 1,000 career points in her freshman season at North Raleigh Christian Academy. She was named to the NCISAA 4A All-State team and the TISAC Player of the Year in 2019. Lester averaged 16 points, 12 rebounds, four blocks, four assists and two steals per game as a junior. She helped lead North Raleigh Christian Academy to the N.C. Independent School Athletic Association 4A state championship game and led the team with 16 points. Her father Avie Lester played at NC State and is the head coach at North Raleigh Christian Academy.

■ **Walker** is a four-star prospect and is ranked as high as No. 15 by Prep Girls Hoops. espnW HoopGurlz ranked her No. 38 overall and the No.10 guard in the class. Considered the top girls basketball player in Wichita, Walker averaged more than 20 points per game before tearing her ACL in her sophomore season. After a year of rehab, she tore her meniscus in the same leg, which forced her to miss her junior season. Walker was named Kansas Basketball Coaches Association Class 6A Second Team All-State as a sophomore. On Wednesday, the Atlanta Tipoff Club announced that she was named to the 2022 Naismith High School Trophy Underclassmen Girls Watch List.

TOP TEAM EFFORTS UNDER JEFF WALZ

Most points scored in a game: 116 vs. DePaul, 12/4/20 (UofL 116, DePaul 75)

Most field goals made in a game: 49 vs. DePaul, 12/4/20 (UofL 116, DePaul 75)

Most 3-point field goals made in a game: 18 vs. Syracuse, 2/11/12 (UofL 89, SU 62)

Most free throws made in a game: 32 vs. Rutgers, 1/11/09 (UofL 64, RU 59)

Most free throws attempted in a game: 42 vs. Rutgers, 1/11/09 (UofL 64, RU 59)

Most total rebounds in a game: 68 vs. Loyola-Chicago, 11/9/13 (UofL 101, LC 54)

Most assists in a game: 28 vs. Ball State, 12/17/13 (UofL 105, BSU 67); vs. Chattanooga, 3/18/17 (UL 82, UTC 62)

Most steals in a game: 24 vs. BYU, 3/21/15 (UofL 86, BYU 53)

Most blocked shots in a game: 11 vs. DePaul, 12/4/20 (UofL 116, DePaul 75); vs. TSU, 12/2/18 (UofL 107, TSU 52)

Fewest turnovers in a game: 3 vs. Oregon State, 3/26/18 (UofL 76, OSU 43)

Fewest points allowed in a game: 25 vs. Bellarmine, 11/16/21 (UofL 82, BU 25); vs. Tennessee State, 12/31/12 (UofL 88, TSU 25)

Largest margin of victory: 74 vs. Wagner, 12/21/12 (UofL 106, WC 32)

Highest field goal percentage in a game: .678 (40-59) vs. IPFW, 11/29/10 (UofL 100, IPFW 79)

Highest 3-point percentage in a game (min. 8 attempts): .714 (10-14) vs. Rutgers, 3/8/09 (UofL 87, RU 82, 2 OT)

Lowest field goal percentage allowed: .149 (7-47) Bellarmine, 11/16/21 (UofL 82, BU 25)

HONORS**Olivia Cochran**

2021-22 Katrina McClain Award Watch List
2020-21 ACC All-Freshman Team

Liz Dixon

2020-21 All-ACC Academic Team
2018-19 ACC All-Freshman Team (Georgia Tech)

Emily Engstler

2021-22 Cheryl Miller Award Watch List
2021 ACC All-Tournament Second Team
2020-21 ACC Co-Sixth Player of the Year (Syracuse)

Chelsie Hall

2019-20 SEC Community Service Team (Vanderbilt)
2017-18 SEC All-Freshman Team (Vanderbilt)

Mykasa Robinson

2020-21 All-ACC Academic Team
2020-21 ACC All-Defensive Team

Kianna Smith

2021-22 Ann Meyers-Drysdale Award Watch List
2021 ACC All-Tournament First Team
2020-21 All-ACC Academic Team
2020-21 Preseason ACC Newcomer Watch List

Hailey Van Lith

Ranked No. 18 on ESPN's Top 25 Players List
2021-22 Naismith Trophy Watch List
2021-22 Nancy Lieberman Award Watch List
2021-22 Preseason All-ACC
2021 ACC All-Tournament First Team
2020-21 All-ACC Academic Team
2020-21 ACC All-Freshman Team
2020-21 Preseason ACC Newcomer Watch List
2020-21 Naismith Award Watch List
2020-21 Lieberman Award Watch List

Jeff Walz

2020-21 Naismith Coach of the Year Semifinalist
2019-20 Naismith Coach of the Year Semifinalist
2019 USA Basketball National Coach of the Year
2018-19 Naismith Coach of the Year Semifinalist
2017-18 ACC Coach of the Year
2017-18 Naismith Coach of the Year Semifinalist

2021-22 Women's Basketball Results

RECORD: 8-1 Overall (Home: 5-0; Away: 3-0; Neutral: 0-1; ACC: 0-0)

Date	Opponent	Dec.	Result	Margin	Rec.	High Scorer	High Rebounder	High Assists	Attendance
N 12	vs. Arizona ^	L	59-61 (OT)	-2	0-1	Van Lith - 19	Engstler - 8	Hall, Robinson - 3	2,345
N 16	vs. Bellarmine	W	82-25	+57	1-1	Engstler - 12	Engstler - 14	Verhulst - 4	7,014
N 17	vs. UT Martin	W	62-30	+32	2-1	Engstler - 20	Cochran - 7	Hall, K. Smith, Van Lith, Verhulst - 3	6,809
N 20	at Washington	W	61-53	+8	3-1	Dixon, K. Smith - 13	Engstler - 8	Hall - 4	1,884
N 23	at Cal Poly	W	72-32	+40	4-1	Dixon - 15	Engstler - 9	Robinson, Smith - 4	662
N 28	at Colorado State	W	71-56	+15	5-1	K. Smith, A. Smith - 11	Engstler - 8	Cochran - 6	1,336
D 2	vs. Michigan	W	70-48	+22	6-1	Engstler - 18	Engstler - 14	Robinson - 4	7,309
D 5	vs. Belmont	W	80-66	+14	7-1	Van Lith - 16	Engstler - 8	K. Smith - 5	7,092
D 12	vs. Kentucky	W	64-58	+6	8-1	Hall - 15	Engstler - 10	Robinson - 3	12,167

Louisville Women's Basketball Game-by-Game Team Statistics

Teams	FG-FGA	Pct	3FG-FGA	Pct	FT-FTA	Pct	O	D	Reb	PF-D	A	TO	Blk	Stl	1Q	2Q	3Q	4Q	OT	TOT
Arizona	22-60	.367	5-19	.263	12-14	.857	13	28	41	21-1	16	17	6	7	8	17	16	13	7	61
Louisville	15-56	.286	2-11	.182	25-30	.833	14	26	40	21-0	6	17	2	4	9	13	18	14	5	59
Bellarmine	7-47	.149	2-12	.167	9-12	.750	10	14	24	15-1	3	29	0	5	10	4	4	7		25
LOUISVILLE	37-70	.529	5-21	.238	3-7	.429	22	32	54	14-0	21	20	5	15	28	20	16	18		82
UT Martin	11-40	.275	2-16	.125	6-8	.750	4	20	24	13-0	6	18	0	6	5	6	11	8		30
LOUISVILLE	23-52	.442	7-13	.538	9-12	.750	10	26	36	16-0	17	11	7	8	18	14	16	14		62
Washington	21-53	.396	6-16	.375	5-9	.556	9	27	36	9-0	11	20	8	4	15	8	15	15		53
Louisville	26-63	.413	2-10	.200	7-11	.636	9	26	35	10-0	12	9	4	8	13	20	21	7		61
Cal Poly	12-59	.203	2-17	.118	6-9	.667	12	24	36	11-0	9	23	1	8	9	7	7	9		32
Louisville	31-66	.470	7-26	.269	3-5	.600	12	37	49	8-0	19	20	7	12	14	20	18	20		72
Colorado State	19-49	.388	5-15	.333	13-19	.684	2	20	22	10-0	10	13	2	7	10	15	15	16		56
Louisville	28-53	.528	5-10	.500	10-13	.769	7	32	39	19-0	14	15	4	6	24	17	16	14		71
Michigan	17-46	.370	2-15	.133	12-16	.750	6	20	26	15-0	7	24	3	6	9	6	19	14		48
LOUISVILLE	29-64	.453	9-20	.450	3-5	.600	15	24	39	22-0	13	19	3	15	15	24	17	14		70
Belmont	28-62	.452	9-29	.310	1-1	1.000	8	16	24	14-0	9	18	0	6	12	12	20	22		66
LOUISVILLE	34-63	.540	5-10	.500	7-10	.700	14	26	40	9-0	17	16	2	10	17	22	25	16		80
Kentucky	21-54	.389	3-13	.231	13-20	.650	11	26	37	18-1	11	21	3	0	13	20	6	19		58
LOUISVILLE	26-65	.400	4-13	.308	8-12	.667	13	24	37	18-1	9	13	6	10	19	13	12	20		64

Louisville Women's Basketball Specialty Statistics

GAME	Points in Paint	Points Off TO	2nd Chance	Fast Break	Bench	Largest Lead	Largest Deficit	Times Tied	Lead Changes	Margins Half	Margins Final
vs. Arizona	24/24	13/9	12/7	15/4	12/11	4 (1st, 8:13)	7 (2nd, 3:18)	11	9	-3	-2
vs. Bellarmine	52/10	32/6	24/2	20/0	42/11	57 (4th, 0:57)	0 (1st, 10:00)	0	0	+34	+57
vs. UT Martin	26/18	23/8	8/2	6/0	24/0	33 (4th, 4:24)	0 (1st, 10:00)	0	0	+21	+32
at Washington	34/30	17/13	7/8	18/8	19/15	16 (3rd, 3:13)	5 (1st, 6:47)	4	2	+10	+8
at Cal Poly	30/10	27/8	15/2	13/4	34/22	40 (4th, 0:17)	4 (1st, 8:23)	1	1	+18	+40
at Colorado State	20/16	14/10	6/0	5/5	32/17	21 (4th, 3:21)	0 (1st, 10:00)	0	0	+16	+15
vs. Michigan	32/28	32/11	16/7	9/0	16/10	26 (4th, 3:21)	5 (1st, 6:33)	2	1	+24	+22
vs. Belmont	46/28	18/12	16/4	10/6	20/14	23 (3rd, 0:09)	0 (1st, 10:00)	3	0	+15	+14
vs. Kentucky	32/28	21/9	8/6	8/6	18/8	10 (2nd, 8:14)	2 (1st, 9:05)	4	5	-1	+6

Team Extended Statistics

Team Box Score Extended																													
No.	Player				Total		3-Point		F-Throw		Rebounds																		
		GP-GS	MIN	AVG	FG-FGA	FG%	3FG-3FGA	3FG%	FT-FTA	FT%	OFF	DEF	TOT	AVG	PF	DQ	A	A/G	TO	TO/G	A/TO	BLK	BLK/G	STL	STL/G	PTS	AVG		
14	SMITH, Kianna	9-9	235:16	26.1	41-93	.441	17-39	.436	2-5	.400	7	21	28	3.1	12	1	18	2.00	8	0.89	2.25	1	0.11	7	0.78	101	11.2		
10	VAN LITH, Hailey	9-9	251:34	28.0	35-92	.380	5-29	.172	20-25	.800	9	23	32	3.6	11	0	14	1.56	22	2.44	0.64	2	0.22	11	1.22	95	10.6		
21	ENGSTLER, Emily	9-9	210:18	23.4	38-79	.481	10-19	.526	3-8	.375	17	64	81	9.0	21	0	11	1.22	26	2.89	0.42	18	2.00	20	2.22	89	9.9		
23	HALL, Chelsie	9-9	204:33	22.7	21-54	.389	5-13	.385	15-17	.882	8	24	32	3.6	18	0	18	2.00	10	1.11	1.80	0	0.00	12	1.33	62	6.9		
44	COCHRAN, Olivia	9-9	190:53	21.2	23-53	.434	0-0	.000	11-14	.786	25	20	45	5.0	16	0	14	1.56	21	2.33	0.67	8	0.89	11	1.22	57	6.3		
22	DIXON, Liz	9-0	125:50	14.0	24-47	.511	0-0	.000	5-8	.625	18	16	34	3.8	12	0	6	0.67	8	0.89	0.75	4	0.44	2	0.22	53	5.9		
2	SMITH, Ahlana	9-0	122:06	13.6	23-43	.535	3-11	.273	2-2	1.000	3	7	10	1.1	7	0	5	0.56	7	0.78	0.71	4	0.44	3	0.33	51	5.7		
5	ROBINSON, Mykasa	9-0	185:38	20.6	17-28	.607	0-1	.000	7-14	.500	10	24	34	3.8	15	0	20	2.22	15	1.67	1.33	0	0.00	12	1.33	41	4.6		
11	KONNO, Norika	9-0	113:57	12.7	13-28	.464	3-12	.250	3-4	.750	3	13	16	1.8	6	0	11	1.22	7	0.78	1.57	1	0.11	4	0.44	32	3.6		
0	PARKER, Ramani	5-0	21:13	4.2	5-7	.714	1-2	.500	1-1	1.000	1	3	4	0.8	2	0	0	0.00	2	0.40	0.00	1	0.20	0	0.00	12	2.4		
12	VERHULST, Payton	8-0	89:46	11.2	6-19	.316	1-6	.167	3-4	.750	5	10	15	1.9	5	0	10	1.25	7	0.88	1.43	1	0.13	5	0.63	16	2.0		
13	RUSSELL, Merissah	7-0	52:02	7.4	4-8	.500	1-2	.500	3-3	1.000	4	8	12	1.7	4	0	1	0.14	5	0.71	0.20	0	0.00	0	0.00	12	1.7		
45	SCHETNAN, Sydni	5-0	21:55	4.4	0-1	.000	0-0	.000	0-0	.000	0	4	4	0.8	2	0	0	0.00	0	0.00	0.00	0	0.00	1	0.20	0	0.0		
Total		9	1825		250-552	.453	46-134	.343	75-105	.714	116	253	369	41.0	131	1	128	14.22	140	15.56	0.91	40	4.44	88	9.78	621	69.0		
Opponents		9	1825		158-470	.336	36-152	.237	77-108	.713	75	195	270	30.0	125	2	82	9.11	183	20.33	0.45	23	2.56	49	5.44	429	47.7		

Louisville Game-By-Game Individual Points, Rebounds & Assists

Opponent	Date	Score		0	2	5	10	11	12	13	14	21	22	23
				PARKER, RAM	SMITH, AHLA	ROBINSON, M	VAN LITH, H	KONNO, NORI	VERHULST, P	RUSSELL, ME	SMITH, KIAN	ENGSTLER, E	DIXON, LIZ	HALL, CHELS
vs Arizona	11/12/2021	59-61	Lot	DNP	2-1-0	4-4-3	19-7-0	2-2-0	2-0-0	0-1-0	7-3-0	2-8-0	2-2-0	12-4-3
Bellarmine	11/16/2021	82-25	W	4-1-0	10-3-1	4-6-3	11-2-0	11-2-2	7-5-4	2-4-0	9-3-2	12-14-3	4-4-2	4-2-3
UT Martin	11/17/2021	62-30	W	6-0-0	2-1-1	4-3-1	2-1-3	2-2-2	2-3-3	2-1-0	10-4-3	20-2-0	6-4-0	0-6-3
at Washington	11/20/2021	61-53	W	DNP	0-1-0	6-1-0	11-4-3	0-2-0	0-1-0	DNP	13-6-3	8-8-0	13-3-2	2-4-4
at Cal Poly	11/23/2021	72-32	W	2-2-0	7-1-1	0-1-4	9-4-3	7-2-1	0-4-2	3-2-0	11-0-4	6-9-1	15-5-0	7-5-1
at Colorado St.	11/28/2021	71-56	W	0-1-0	11-0-0	8-6-0	4-2-1	2-5-2	5-1-1	3-2-1	11-2-1	10-8-1	3-3-0	9-3-1
Michigan	12/02/2021	70-48	W	0-0-0	0-0-0	8-5-4	10-3-2	8-1-2	0-0-0	0-0-0	17-2-0	18-14-2	0-5-1	2-2-1
Belmont	12/05/2021	80-66	W	DNP	6-1-2	4-3-2	16-5-1	0-0-2	0-1-0	2-2-0	14-4-5	9-8-2	8-5-1	11-4-1
Kentucky	12/12/2021	64-58	W	DNP	13-2-0	3-5-3	13-4-1	0-0-0	DNP	DNP	9-4-0	4-10-2	2-3-0	15-2-1

Opponent	Date	Score		44	45
				COCHRAN, OL	SCHETNAN, S
vs Arizona	11/12/2021	59-61	Lot	7-4-0	DNP
Bellarmine	11/16/2021	82-25	W	4-5-1	0-1-0
UT Martin	11/17/2021	62-30	W	6-7-1	0-2-0
at Washington	11/20/2021	61-53	W	8-3-0	DNP
at Cal Poly	11/23/2021	72-32	W	5-7-2	0-1-0
at Colorado St.	11/28/2021	71-56	W	5-2-6	0-0-0
Michigan	12/02/2021	70-48	W	7-5-1	0-0-0
Belmont	12/05/2021	80-66	W	10-7-1	DNP
Kentucky	12/12/2021	64-58	W	5-5-2	DNP

Louisville Women's Basketball Miscellaneous Statistics

Louisville's Record When the Cardinals ...

Lead at halftime	7-0
Trail at halftime	1-1
Tied at halftime	0-0
Shoot better from the field than opponent	8-0
Shoot worse from the field than opponent	0-1
Shoot the same from the field as opponent	0-0
Shoot 50 percent or better from the field	3-0
Shoot below 50 percent from the field	5-1
Opp. shoots 50 pct. or better from the field	0-0
Opp. shoots below 50 pct. from the field	8-1
Make more than 7 3-point goals	2-0
Make 7 or fewer 3-point goals	6-1
Attempt 20 or more 3-point field goals	3-0
Attempt less than 20 3-point field goals	5-1
Make more free throws than opponent	3-1
Opponent makes more free throws	5-0
Free throws made are even	0-0
Outrebound their opponent	6-0
Outrebounded by their opponent	1-1
Rebounds are even	1-0
Bench outscore the opposing bench	8-1
Opponent bench outscore bench	0-0
Bench points are even	0-0
Commit fewer turnovers than opponent	7-0
Commit more turnovers than opponent	1-0
Turnovers are even	0-1
Lead with 5:00 remaining	8-1
Trail with 5:00 remaining	0-0
Tied with 5:00 remaining	0-0
Play an overtime game	0-1
1-4 point margins	0-1
5-10 point margins	2-0
11-20 point margins	2-0
21 or more point margins	4-0
vs. AP Top 25 teams	2-1
Play at home	5-0
Play on the road	3-0
Play on a neutral court	0-1
Score 59 points or less	0-1
Score 60-69 points	3-0
Score 70-79 points	3-0
Score 80-89 points	2-0
Score 90 points or more	0-0
Allow 59 points or less	7-0
Allow 60-69 points	1-1
Allow 70-79 points	0-0
Allow 80-89 points	0-0
Allow 90 points or more	0-0
Play after a loss	1-0
Score the first point	5-1
November	5-1
December	3-0
January	0-0
February	0-0
March	0-0

Points in Paint

Louisville.....	296 (32.9)	Opp.....	192 (21.3)
-----------------	------------	----------	------------

Points Off Turnovers

Louisville.....	197 (21.9)	Opp.....	86 (9.6)
-----------------	------------	----------	----------

Second Chance Points

Louisville.....	112 (12.4)	Opp.....	38 (4.2)
-----------------	------------	----------	----------

Fast Break Points

Louisville.....	104 (11.6)	Opp.....	33 (3.7)
-----------------	------------	----------	----------

Bench Scoring

Louisville.....	217 (24.1)	Opp.....	108 (12.0)
-----------------	------------	----------	------------

Double-Figure

Scoring Games

K. Smith	6
Van Lith	6
Engstler	4
Hall	3
A. Smith	3
Dixon	2
Konno	1
Cochran	1

Games Leading

UofL in Scoring

Engstler	3
Dixon	2
K. Smith	2
Van Lith	2
Hall	1
A. Smith	1

Games Leading

UofL in Rebounding

Engstler	8
Cochran	1

Games Leading

UofL in Assists

Robinson	4
Hall	3
K. Smith	3
Verhulst	2
Cochran	1
Van Lith	1

Scored Louisville's

First Points

Who

Engstler	3
Hall	3
Van Lith	2
Cochran	1

How

Layup	4
Jump Shot	3
Free Throw	1
Three Pointer	1

Double-Doubles

Engstler	2
----------------	---

Jump Balls Controlled

UofL	6 (5-1)
Opponents	3 (3-0)

Starting Lineups

W-L

8-1	Van Lith	Hall	K.Smith	Engstler	Cochran
-----	----------	------	---------	----------	---------

Scoring Summary

	1st Pd.	2nd Pd.	3rd Pd.	4th Pd.	OT	Total
Louisville	138	150	145	117	5	555
Opponents	78	75	107	104	7	371

Leads and Deficits

Biggest Halftime Lead	+34 (48-14) vs. Bellarmine (11/16)
Biggest Halftime Lead Blown	
Biggest Halftime Deficit	-3 (25-22) vs. Arizona (11/12)
Biggest Halftime Deficit Overcome	-1 (33-32) vs. Kentucky (12/12)
Biggest 2nd Half Lead	+57 (82-25) vs. Bellarmine (11/16)
Biggest 2nd Half Lead Blown	+4 (48-44) vs. Arizona (11/12)
Biggest 2nd Half Deficit	-6 (33-27) vs. Arizona (11/12)
Biggest 2nd Half Deficit Overcome	-1 (54-53) vs. Kentucky (12/12)
Biggest Overall Lead	+57 (82-25) vs. Bellarmine (11/16)
Biggest Lead Blown	+4 (48-44) vs. Arizona (11/12)
Biggest Overall Deficit	-7 (25-18) vs. Arizona (11/12)
Biggest Deficit Overcome	-5 (7-2) vs. Michigan (12/2)
.....	-5 (10-5) at Washington (11/20)

Home, Road, Quarter, and Half Statistics

FG% in KFC Yum! Center475 (149-314)
FG% on the Road467 (85-182)
3-Pt. FG% in KFC Yum! Center390 (30-77)
3-Pt. FG% on the Road304 (14-46)
FT% in KFC Yum! Center652 (30-46)
FT% on the Road690 (20-29)
Scoring Avg. in KFC Yum! Center	71.6 (358 pts.)
Scoring Average on the Road	68.0 (204 pts.)
Opp. Scoring Avg. in KFC Yum! Center	45.4 (227 pts.)
Opp. Scoring Avg. on the Road	47.0 (141 pts.)
Most 1st Quarter Points	28 vs. Bellarmine (11/16)
Most 2nd Quarter Points	24 vs. Michigan (12/2)
Most 3rd Quarter Points	25 vs. Belmont (12/5)
Most 4th Quarter Points	20 at Cal Poly (11/23), vs. Kentucky (12/12)
Fewest 1st Quarter Points	9 vs. Arizona (11/12)
Fewest 2nd Quarter Points	13 vs. Arizona (11/12)
..... vs. Kentucky (12/12)	
Fewest 3rd Quarter Points	12 vs. Kentucky (12/12)
Fewest 4th Quarter Points	7 at Washington (11/20)

Opponents' Quarter Breakdown

Fewest 1st Quarter Points	5 vs. UTM (11/17)
Fewest 2nd Quarter Points	4 vs. Bellarmine (11/16)
Fewest 3rd Quarter Points	4 vs. Bellarmine (11/16)
Fewest 4th Quarter Points	7 vs. Bellarmine (11/16)
Most 1st Quarter Points	15 at Washington (11/20)
Most 2nd Quarter Points	20 vs. Kentucky (12/12)
Most 3rd Quarter Points	20 vs. Belmont (12/5)
Most 4th Quarter Points	22 vs. Belmont (12/5)

Louisville Women's Basketball Team Superlatives

Louisville High	Louisville Low	Statistical Category	Opponent High	Opponent Low
82 vs. Bellarmine (11/16/21)	59 vs. Arizona (11/12/21)	Points	66 vs. Belmont (12/5/21)	25 vs. Bellarmine (11/16/21)
48 vs. Bellarmine (11/16/21)	22 vs. Arizona (11/12/21)	First-Half Points	25 vs. Arizona (11/12/21), at Colorado State (11/28/21)	11 vs. UT Martin (11/17/21)
41 vs. Belmont (12/5/21)	30 vs. UT Martin (11/17/21) at Colorado State (11/28/21)	Second-Half Points	42 vs. Belmont (12/5/21)	11 vs. Bellarmine (11/16/21)
37 vs. Bellarmine (11/16/21)	16 vs. Arizona (11/12/21)	Field Goals	28 vs. Belmont (12/5/21)	7 vs. Bellarmine (11/16/21)
70 vs. Bellarmine (11/16/21)	52 vs. UT Martin (11/17/21)	Field Goal Attempts	62 vs. Belmont (12/5/21)	40 vs. UT Martin (11/17/21)
.540 vs. Belmont (12/5/21)	.286 vs. Arizona (11/12/21)	FG Percentage	.452 vs. Belmont (12/5/21)	.149 vs. Bellarmine (11/16/21)
9 vs. Michigan (12/2/21)	2 vs. Arizona (11/12/21), at Washington (11/20/21)	3-Point Field Goals	9 vs. Belmont (12/5/21)	2 (four times) latest vs. Michigan (12/2/21)
26 at Cal Poly (11/23/21)	10 at Washington (11/20/21), at Colorado State (11/28/21), vs. Belmont (12/5/21)	3-Point Field Goal Att.	29 vs. Belmont (12/5/21)	12 vs. Bellarmine (11/16/21)
.538 vs. UT Martin (11/17/21)	.182 vs. Arizona (11/12/21)	3-Point FG Percentage	.375 at Washington (11/20/21)	.118 at Cal Poly (11/23/21)
25 vs. Arizona (11/12/21)	3 vs. Bellarmine (11/16/21), at Cal Poly (11/23/21), vs. Michigan (12/2/21)	Free Throws	13 at Colorado State (11/28/21), vs. Kentucky (12/12/21)	1 vs. Belmont (12/5/21)
30 vs. Arizona (11/12/21)	5 vs. Bellarmine (11/16/21), at Cal Poly (11/23/21), vs. Michigan (12/2/21)	Free Throw Attempts	20 vs. Kentucky (12/12/21)	1 vs. Belmont (12/5/21)
.833 vs. Arizona (11/12/21)	.429 vs. Bellarmine (11/16/21)	Free Throw Percentage	.857 vs. Arizona (11/12/21)	.650 vs. Kentucky (12/12/21)
22 vs. Bellarmine (11/16/21)	7 at Colorado State (11/28/21)	Offensive Rebounds	13 vs. Arizona (11/12/21)	2 at Colorado State (11/28/21)
37 at Cal Poly (11/23/21)	24 vs. Michigan (12/2/21), vs. Kentucky (12/12/21)	Defensive Rebounds	28 vs. Arizona (11/12/21)	14 vs. Bellarmine (11/16/21)
54 vs. Bellarmine (11/16/21)	35 at Washington (11/20/21)	Total Rebounds	41 vs. Arizona (11/12/21)	22 at Colorado State (11/28/21)
22 vs. Michigan (12/2/21)	8 at Cal Poly (11/23/21)	Fouls	21 vs. Arizona (11/12/21)	9 at Washington (11/20/21)
21 vs. Bellarmine (11/16/21)	6 vs. Arizona (11/12/21)	Assists	16 vs. UT Martin (11/17/21)	3 vs. Bellarmine (11/16/21)
24 vs. Michigan (12/2/21)	9 at Washington (11/20/21)	Turnovers	29 vs. Bellarmine (11/16/21)	13 at Colorado State (11/28/21)
7 vs. UT Martin (11/17/21), at Cal Poly (11/23/21)	2 vs. Arizona (11/12/21), vs. Belmont (12/5/21)	Blocked Shots	8 at Washington (11/20/21)	0 vs. Bellarmine (11/16/21), vs. UT Martin (11/17/21), vs. Belmont (12/5/21)
15 vs. Bellarmine (11/16/21), vs. Michigan (12/2/21)	4 vs. Arizona (11/12/21)	Steals	8 at Cal Poly (11/23/21)	0 vs. Kentucky (12/12/21)

Louisville Women's Basketball Individual Superlatives

	Louisville	Opponent
Points	20 by Emily Engstler vs. UT Martin (11/17/21)	21 by Cate Reese vs. Arizona (11/12/21)
Field Goals Made	8 by Emily Engstler vs. Michigan (12/2/21) by Haley Van Dyke at Washington (11/20/21)	8 by Destinee Wells vs. Belmont (12/5/21)
Field Goals Attempted	17 by Hailey Van Lith at Washington (11/20/21)	14 by Destinee Wells vs. Belmont (12/5/21), by Dre'una Edwards vs. Kentucky (12/12/21)
Highest FG Pct. (min. 5 made)	.778 (7-9) by Emily Engstler vs. UT Martin (11/17/21), .778 (7-9) by Liz Dixon at Cal Poly (11/23/21)	.667 by Haley Van Dyke (6-9) at Washington (11/20/21)
3-Point Field Goals Made	4 (4-4) by Emily Engstler vs. UT Martin (11/17/21), 4 (4-8) by Kianna Smith vs. Michigan (12/2/21)	3 (3-5) by Cate Reese vs. Arizona (11/12/21), 3 (3-7) by Destinee Wells vs. Belmont (12/5/21), 3 (3-5) by Blair Schoenwald vs. Belmont (12/5/21)
3-Point Field Goals Attempted	8 by Kianna Smith vs. Michigan (12/2/21)	7 by Destinee Wells vs. Belmont (12/5/21)
3-Point FG Pct. (min. 3 made)	1.000 (4-4) by Emily Engstler vs. UT Martin (11/17/21)	.600 (3-5) by Cate Reese vs. Arizona (11/12/21), .600 (3-5) by Blair Schoenwald vs. Belmont (12/5/21)
Free Throws Made	11 by Hailey Van Lith vs. Arizona (11/12/21)	6 by Cate Reese vs. Arizona (11/12/21)
Free Throws Attempted	12 by Hailey Van Lith vs. Arizona (11/12/21)	7 by Sarah Dumitrescu at Cal Poly (11/23/21)
Free Throw Pct. (min. 6 made)	1.000 (7-7) by Chelsie Hall vs. Arizona (11/12/21)	1.000 (6-6) by Cate Reese vs. Arizona (11/12/21)
Offensive Rebounds	6 by Emily Engstler vs. Bellarmine (11/16/21)	4 by Ariyah Copeland vs. Arizona (11/12/21)
Defensive Rebounds	12 by Emily Engstler vs. Michigan (12/2/21)	9 by Dre'una Edwards vs. Kentucky (12/12/21)
Total Rebounds	14 by Emily Engstler vs. Bellarmine (11/16/21), vs. Michigan (12/2/21)	14 by Dre'una Edwards vs. Kentucky (12/12/21)
Turnovers	7 by Emily Engstler at Cal Poly (11/23/21) by Dre'una Edwards vs. Kentucky (12/12/21)	7 by Jaela Johnson vs. Bellarmine (11/16/21), by Destinee Wells vs. Belmont (12/5/21),
Assists	6 by Olivia Cochran at Colorado State (11/28/21)	5 by Sam Thomas, Helena Pueyo vs. Arizona (11/12/21) by McKenna Hofschild at Colorado State (11/28/21)
Blocked Shots	3 by Emily Engstler vs. Bellarmine (11/16/21), at Washington (11/20/21), at Cal Poly (11/23/21)	7 by Nancy Mulkey at Washington (11/20/21)
Steals	5 by Emily Engstler vs. Michigan (12/2/21)	4 by Holly Forbes vs. UT Martin (11/17/21)
Minutes Played (regulation game)	35:57 by Hailey Van Lith at Washington (11/20/21)	39:30 by Rhyne Howard vs. Kentucky (12/12/21)
Minutes Played (overtime game)	36:37 by Hailey Van Lith vs. Arizona (11/12/21)	33:25 by Cate Reese vs. Arizona (11/12/21)



O RAMANI PARKER

Forward | 6-4 | Redshirt-Sophomore
Fresno, Calif. | Montverde Academy

SEASON HIGHS	CAREER HIGHS	MISC STATS	Season	Career
Points..... 6 vs. UT Martin (11/17)	Points..... 10 vs. Bellarmine (1/2/21)	Double-Doubles.....		
Reb..... 2 vs. Cal Poly (11/23)	Reb..... 7 vs. ECU (11/29/20)	10-Plus Points.....		1
Asst.....	Asst..... 1 vs. Syracuse (3/6/21)	20-Plus Points.....		
Blocks..... 1 vs. Cal Poly (11/23)	Blocks..... 1, 6x (fatest) at Cal Poly (11/23/21)	30-Plus Points.....		
Steals.....	Steals..... 1 vs. NC State (3/7/21)	Team-High Points.....		
FGM..... 2 vs. Bellarmine (11/16)	FGM..... 5 vs. Bellarmine (1/2/21)	10-Plus Rebounds.....		
FGA..... 2 vs. Bellarmine (11/16)	FGA..... 5 vs. Bellarmine (1/2/21)	Team-High Rebounds.....		
3FGM..... 1 vs. UT Martin (11/17)	3FGM..... 1 vs. UT Martin (11/17/21)	10-Plus Assists.....		
3FGA..... 1 vs. UT Martin (11/17)	3FGA..... 2 vs. UT Martin (11/17/21)	Team-High Assists.....		
FT..... 1 vs. UT Martin (11/17)	FT..... 3 at BC (2/4/21)			
FTA..... 1 vs. UT Martin (11/17)	FTA..... 3 vs. UTM (12/6/20), at BC (2/4/21)			
Minutes..... 7 vs. Cal Poly (11/23)	Minutes..... 16 vs. Wake (3/5/21)			

2021-22 GAME-BY-GAME													
Opponent	Min	FG-A	3PT-A	FT-A	O-D-T	PF	AST	TO	BLK	STL	PTS	AVG	
vs. Arizona					DNP								
BELLARMINE	5	2-2	0-0	0-0	0-1-1	1	0	0	0	0	4	4.0	
UT MARTIN	5	2-4	1-2	1-1	0-0-0	1	0	0	0	0	6	5.0	
at Washington					DNP								
at Cal Poly	7	1-1	0-0	0-0	1-1-2	0	0	2	1	0	2	4.0	
at Colorado St	3	0-0	0-0	0-0	0-1-1	0	0	0	0	0	0	3.0	
MICHIGAN	1	0-0	0-0	0-0	0-0-0	0	0	0	0	0	0	2.4	
BELMONT					DNP								
KENTUCKY					DNP								
ECU													
vs. UConn													
BC													
at Georgia Tech													
PITT													
at Miami													
SYRACUSE													
at BC													
at NC ST													
WAKE FOREST													
FSU													
DUKE													
at Clemson													
at Syracuse													
VIRGINIA													
NOTRE DAME													
at UNC													
VIRGINIA TECH													
at Pitt													
at Notre Dame													

- Redshirt Sophomore Year (2021-22)**
 - Scored six points on 2-4 shooting, 1-2 from deep, in five minutes vs. UT Martin
- Redshirt Freshman Year (2020-21)**
 - Played in 17 games, averaging 2.7 points and 2.2 rebounds, while shooting 65.5 percent from the floor
 - Recorded six points and four rebounds in a season-high 16 minutes in the ACC Quarterfinals vs. Wake Forest on 3/5
 - Recorded seven points and five rebounds in 10 minutes vs. Boston College on 2/4
 - Career-high ten points on 5-5 from the field in a win vs. Bellarmine on 1/2
 - Recorded seven points on a 3-3 from the field in 10 minutes vs. DePaul on 12/4
 - Career-high seven rebounds in 15 minutes vs. ECU on 11/29
 - Posted two points and four rebounds in eight minutes in first collegiate game at SEMO on 11/25
 -
- Freshman Year (2019-20)**
 - Redshirted
- High School**
 - Came to Louisville as a four-star prospect, ranked 99th overall in the class of 2019, according to espnW HoopGurlz
 - Rated No. 13 at the forward position by espnW
 - Rated 29th overall and as the seventh-best forward by Prospects Nation
 - Played for Central High School in Fresno, Calif., before transferring to Montverde Academy in Montverde, Fla., for her senior season
 - Named to Citizen Naismith High School Girls' Watch List
 - Chose Louisville over Stanford, UCLA, Notre Dame, Michigan, Duke, Ohio State and Oregon State, Baylor and South Carolina
- High School**
 - Born on June 6, 2001
 - Daughter of Ralph and Shavon Parker; has four brothers
 - Majoring in neuroscience/psychology

RAMANI PARKER CAREER STATISTICS																				
			Total		3-Point		F-Throws		Rebounds										Scoring	
Season	gp-gs	min/avg	fg-fga	pct	fg-fga	pct	ft-fla	pct	off	def	tot	avg	pf	fo	ast	to	blk	stl	pts	avg
2020-21	17-0	118/6.9	19-29	.655	0-1	.000	8-12	.667	11	27	38	2.2	19	0	1	10	5	1	46	2.7
2021-22	5-0	21/4.2	5-7	.714	1-2	.500	1-1	1.000	1	3	4	0.8	2	0	0	2	1	0	12	2.4
TOTAL	22-0	139/6.3	24-36	.667	1-3	.333	9-13	.692	12	30	42	1.9	21	0	1	12	6	1	58	2.6



2 AHLANA SMITH

Guard | 5-9 | Senior

Charlotte, N.C. | Gulf Coast State / UCLA / Mallard Creek

SEASON HIGHS	CAREER HIGHS	MISC STATS
Points..... 13 vs. Kentucky (12/12)	Points 13 at Loyola Marmount (11/8/18)*, vs. Kentucky (12/12)	Double-Doubles..... 0
Reb..... 3 vs. Bellarmine (11/16)	Reb. 7 vs. Colorado (3/3/19)*	10-Plus Points 3
Asst..... 2 vs. Belmont (12/5)	Asst. 4 at Illinois-Chicago (12/19/18)*	20-Plus Points 0
Blocks..... 1 (4x), latest vs. Kentucky (12/12)	Blocks 2 vs. Bellarmine (1/2/21)	30-Plus Points 0
Steals 2 vs. Kentucky (12/12)	Steals 3 at SEMO (11/25/20)	Team-High Points..... 1
FGM 6 vs. Kentucky (12/12)	FGM 6 at Loyola Marmount (11/8/18)*, vs. Kentucky (12/12)	10-Plus Rebounds..... 0
FGA 11 vs. Kentucky (12/12)	FGA 11 vs. Kentucky (12/12)	Team-High Rebounds 0
3FGM..... 1 (3x), latest vs. Kentucky (12/12)	3FGM 2 vs. ECU (11/29/20)	10-Plus Assists..... 0
3FGA 3 vs. Bellarmine (11/16), vs. Kentucky (12/12)	3FGA 5 at Loyola Marmount (11/8/18)*	Team-High Assists 0
FT 2 vs. Arizona (11/12)	FT 3 vs. Colorado (3/3/19)*	
FTA 2 vs. Arizona (11/12)	FTA 3 vs. Colorado (3/3/19)*	
Minutes..... 22 vs. Kentucky (12/12)	Minutes..... 25 at Utah (2/10/19)*, vs. Bellarmine (1/2/21)	

*at UCLA

2021-22 GAME-BY-GAME													
Opponent	Min	FG-A	3PT-A	FT-A	O-D-T	PF	AST	TO	BLK	STL	PTS	AVG	
vs. Arizona	10	0-1	0-0	2-2	1-0-1	1	0	0	1	0	2	2.0	
BELLARMINE	16	5-9	0-3	0-0	0-3-3	2	1	1	0	1	10	6.0	
UT MARTIN	16	1-3	0-1	0-0	0-1-1	0	1	0	1	0	2	4.7	
at Washington	6	0-0	0-0	0-0	0-1-1	2	0	1	0	0	0	3.5	
at Cal Poly	13	3-4	1-2	0-0	0-1-1	1	1	1	0	0	7	4.2	
at Colorado St	16	5-7	1-1	0-0	0-0-0	1	0	2	1	0	11	5.3	
MICHIGAN	9	0-3	0-1	0-0	0-0-0	0	0	1	0	0	0	4.6	
BELMONT	13	3-5	0-0	0-0	1-0-1	0	2	1	0	0	6	4.8	
KENTUCKY	22	6-11	1-3	0-0	1-1-2	0	0	0	1	2	13	5.7	
EKU													
vs. UConn													
BC													
at Georgia Tech													
PITT													
at Miami													
SYRACUSE													
at BC													
at NC ST													
WAKE FOREST													
FSU													
DUKE													
at Clemson													
at Syracuse													
VIRGINIA													
NOTRE DAME													
at UNC													
VIRGINIA TECH													
at Pitt													
at Notre Dame													

- Senior Year (2021-22)
- Tied career-high 13 points on 6-11 shooting with two rebounds, one block and two steals in the win vs. No. 14 Kentucky
 - Tied for team-lead with Louisville career-high 11 points on 5-7 shooting at Colorado State
 - Scored 10 points on 5-9 shooting vs. Bellarmine
- Junior Year (2020-21)
- Played in 27 games with five starts, including starts in the first four games
 - Averaged 2.8 points, while shooting 45.6 percent from the floor and 7-24 from 3-point range
 - Scored six points on a perfect 3-3 shooting from the field in the Elite 8 vs. Stanford on 3/30
 - Recorded seven points, three rebounds, and two assists in the first round of the NCAA Tournament vs. Marist
 - Finished with two points vs. Notre Dame on 2/28
 - Tied a season-high nine points, on 4-5 from the field, in a win at Boston College on 2/4
 - Recorded seven points, three rebounds and a career-high two blocks in a win vs. Bellarmine on 1/2
 - Recorded nine points, on 2-4 from three, in addition to two assists and six rebounds vs. ECU on 11/29
 - Finished with seven points, three steals and two assists in her first Louisville start at SEMO on 11/25
- Gulf Coast State - Sophomore Year (2019-20)
- Named the 2019-20 NJCAA Division I Women's Basketball Player of the Year
 - Named NJCAA First Team All-American, NJCAA Region VIII Player of the Year and NCJAA Player of the Week (11/4-11/10)
 - Led Gulf Coast State with 20.3 points and 2.7 steals per game, while also recording 4.8 rebounds and 2.0 assists per game, shot 43.9 percent from the floor
 - Led Gulf Coast State to a 23-5 record, including an undefeated 11-win mark at home. The Commodores finished as runner-up in the NJCAA South Atlantic District tournament before earning an at-large selection to the national tournament as the No. 5 seeded team
 - Posted three 30-point performances throughout the season and put up double-digit scoring marks in all but one contest that she participated in
 - Boasted a season-high 39-point performance in the second game of the season in a 97-89 win at Florida SouthWestern
- UCLA - Freshman Year (2018-19)
- Played in 32 games, the most of among freshmen on the team. She averaged 12.6 minutes, 3.0 points and 1.9 rebounds on the year
 - Opened her collegiate career by scoring a career-high 13 points in UCLA's season opener at Loyola Marymount, shot 6-10 from the floor and added four rebounds
 - Pulled down a career-high seven rebounds against Colorado in UCLA's regular season finale
- High School
- At Mallard Creek High School, she was named First Team All-MeCKa 4A and State Tournament MVP as the Mavericks went 29-1 overall in her junior year
 - The Mavericks fell in the state semifinals after winning the MeCKa 4A title in 2016
 - She averaged 16.5 points, 4.0 rebounds and 4.0 assists per game in 2017
 - Spent her first two seasons prepping at Zebulon B. Vance High School where averaged 21.7 points, 6.6 rebounds, 4.6 steals, 2.0 assists and 1.8 blocks per game as a sophomore, while being named All-League
 - She averaged 19.4 points per game as a freshman
 - Coming out of high school, she was ranked No. 30 in espnW's HoopGurlz rankings and No. 34 by Prospects Nation
- High School
- Born on November 17, 2000
 - Daughter of Rosa Morales and David Smith, has one sister Kiana
 - Majoring in sports administration

AHLANA SMITH CAREER STATISTICS																				
Season	gp-gs min/avg		Total		3-Point		F-Throws		Rebounds				Scoring							
			fg-fga	pct	fg-fga	pct	ft-fga	pct	off	def	tot	avg	pf	fo	ast	to	blk	stl	pts	avg
2018-19*	32-0	403/12.6	40-111	.360	8-36	.222	8-14	.571	20	42	62	1.9	34	0	20	29	8	19	96	3.0
2020-21	27-5	285/10.6	31-68	.456	7-24	.292	6-11	.545	9	16	25	0.9	24	0	18	15	4	16	75	2.8
2021-22	9-0	121/13.4	23-43	.535	3-11	.273	2-2	1.000	3	7	10	1.1	7	0	5	7	4	3	51	5.7
TOTAL	36-5	406/11.3	54-111	.486	10-35	.286	8-13	.615	12	23	35	1.0	31	0	23	22	8	19	126	3.5
* at UCLA																				

* at UCLA



5 MYKASA ROBINSON

Guard | 5-7 | Senior
Ashland, Ky. | Ashland Blazer

SEASON HIGHS		CAREER HIGHS		MISC STATS		Season	Career
Points.....	8 at CSU (11/28), vs. Michigan (12/2)	Points.....	10 at Notre Dame (2/28/21)	Double-Doubles.....		0	0
Reb.....	6 vs. Bell (11/16), at CSU (11/28)	Reb.....	9 at Pitt (2/18/21), vs. Northwestern (3/24/21)	10-Plus Points.....		0	1
Asst.....	4 at Cal Poly (11/23), vs. Michigan (12/2)	Asst.....	9 vs Notre Dame (2/16/20)	20-Plus Points.....		0	0
Blocks.....		Blocks.....	1, (eleven times) latest vs. Stanford (3/30/21)	30-Plus Points.....		0	0
Steals.....	3 at Washington (11/20)	Steals.....	5 at Pitt (2/18/21)	Team-High Points.....		0	0
FGM.....	4 at CSU (11/28), vs. Michigan (12/2)	FGM.....	5 at Notre Dame (2/28/21)	10-Plus Rebounds.....		0	0
FGA.....	6 at Colorado State (11/28)	FGA.....	7 vs. BC (2/27/20)	Team-High Rebounds.....		0	8
3FGM.....		3FGM.....	1 at UTC (11/9/18)	10-Plus Assists.....		0	0
3FGA.....	1 at Cal Poly (11/23)	3FGA.....	1, 5x (latest) at Cal Poly (11/23/21)	Team-High Assists.....		4	17
FT.....	2, 3x, Latest at Wash (11/20)	FT.....	7 vs. TSU (12/2/18)				
FTA.....	4 vs. Arizona (11/12), at Wash (11/20)	FTA.....	8, (two times) latest vs. TSU (12/2/18)				
Minutes.....	33 vs. Arizona (11/12)	Minutes.....	38 vs. Wake (3/5/21)				

2021-22 GAME-BY-GAME																
Opponent	Min	FG-A	3PT-A	FT-A	O-D-T	PF	AST	TO	BLK	STL	PTS	AVG				
vs. Arizona	33	1-2	0-0	2-4	2-2-4	1	3	1	0	1	4	4.0				
BELLARMINE	16	2-3	0-0	0-2	1-5-6	0	3	3	0	2	4	4.0				
UT MARTIN	16	1-2	0-0	2-2	1-2-3	3	1	1	0	0	4	4.0				
at Washington	13	2-3	0-0	2-4	0-1-1	1	0	2	0	3	6	4.5				
at Cal Poly	12	0-3	0-1	0-0	0-1-1	1	4	1	0	2	0	3.6				
at Colorado St	16	4-6	0-0	0-0	2-4-6	1	0	1	0	0	8	4.3				
MICHIGAN	22	4-4	0-0	0-0	5-0-5	4	4	3	0	1	8	4.9				
BELMONT	21	2-3	0-0	0-0	0-3-3	2	2	3	0	2	6	4.8				
KENTUCKY	20	1-2	0-0	1-2	2-3-5	2	3	0	0	1	3	4.6				
EKU																
vs. UConn																
BC																
at Georgia Tech																
PITT																
at Miami																
SYRACUSE																
at BC																
at NC ST																
WAKE FOREST																
FSU																
DUKE																
at Clemson																
at Syracuse																
VIRGINIA																
NOTRE DAME																
at UNC																
VIRGINIA TECH																
at Pitt																
at Notre Dame																

Senior Year (2021-22)

- Was a perfect 4-4 from the field for eight points while adding four assists and five rebounds vs. Michigan
- Scored eight points on 4-6 shooting and recorded six rebounds off the bench at CSU
- Scored six points and recorded three steals at Washington

Junior Year (2020-21)

- Played in all 30 games with 17 starts, all 17 starts came in the final 21 games
- Averaged 20.9 minutes, 2.6 points, 4.4 rebounds, 2.2 assists and 1.2 steals per game
- Named to the 2020-21 ACC All-Defensive Team
- Named to All-ACC Academic Team
- Listed as Top 12 defensive player by ESPN.com's Mechelle Voepel, "She makes this list as the quintessential 'do the little things' player whose calling card is defense; Louisville star Dana Evans credits Robinson with bringing scrappiness to what is perennially one of the ACC's top defenses
- Following the win over Notre Dame, Dana Evans said this of Robinson, "She does everything, she can guard 1-5, she hustles for every loose ball, she gets every rebound that's in her area, she does everything that we need her to do. What she does doesn't always show up on the stat sheet, but she gets it done and that's why she is so valuable to our team."
- Robinson's combination of strength, speed and quickness, combined with an extremely high basketball IQ makes her the most versatile defender in the ACC. Can guard positions 1-5 effectively
- Drew 19 charges in 16 ACC games
- Led the team with eight rebounds and three assists in addition to seven points in the Elite 8 vs. Stanford on 3/30
- Recorded a team high seven rebounds in the Sweet 16 vs. Oregon
- Grabbed nine rebounds and recorded four points and a block in the second round of the NCAA Tournament vs. Northwestern
- Recorded team highs in both rebounds with seven and assists with four, in addition to seven points, two steals, and a block in the first round of the NCAA Tournament vs. Marist
- Provided valuable minutes in the ACC Semifinals vs. SYR, contributing seven points and four rebounds in 22 minutes
- Played a career-high 38 minutes, recording four assists, two steals and a team-high eight rebounds in the ACC Quarterfinals vs. Wake on 3/5
- Recorded a career-high 10 points on 5-5 from the field, in addition to four assists, three steals and five charges taken at Notre Dame on 2/28
- In the win at Pitt, she had a career-high nine rebounds and five steals, along with a season-high six points and five assists, while committing zero turnovers
- Recorded five points, in addition to eight rebounds, four assists, two steals and one block in a win vs. Notre Dame on 2/7
- Tied a career-high with eight rebounds in a season-high 35 minutes at Boston College on 2/4
- Led the team with two assists and recorded a career-high four steals in 10 minutes vs. NC State on 2/1
- Recorded a team-high three assists in a win at Wake Forest on 1/24
- Finished with two points, two assists and six rebounds vs. Syracuse on 1/21
- Recorded two points, three steals and four assists in her first start of the season vs. Clemson on 1/10
- Scored two points and grabbed five rebounds in a win vs. crosstown Bellarmine on 1/2
- Finished with six rebounds in a win at Duke on 12/9
- Recorded four assists, four rebounds and two steals in season opener at SEMO on 11/25

Sophomore Year (2019-20)

- Played in 30 games with three starts, averaging 2.7 points, 3.1 rebounds, 2.3 assists and 1.2 steals in 17.7 minutes
- In the final 18 games, averaged 3.8 points, 3.9 rebounds, 2.9 assists and 1.2 steals, while shooting 27-49 from the floor, in 20.7 minutes per game. In the first 14 games, she averaged 0.9 points, 1.8 rebounds and 1.4 assists in 13.2 minutes per game
- In ACC play, she averaged 3.7 points, 3.8 rebounds and 2.8 assists in 19.7 minutes
- Scored career-high seven points, while adding five rebounds and five assists and committing just one turnover in 30 minutes vs. Boston College
- Played career-high 36 minutes at Pitt on 2/23, matching career-high eight rebounds and adding team-high eight assists
- Matched season-high six points on 3-5 shooting against Notre Dame on 2/16, finishing with a career-high and team-high nine assists. Also tallied seven rebounds in a career-high 30 minutes
- Made third career start at Syracuse on 2/9, finishing with four points and three steals
- Finished with five points and four rebounds against Florida State on 2/6
- Played career-high 28 minutes and finished with six points, six rebounds and three assists at BC
- Finished with seven assists to set career-high, while adding five rebounds and three steals, at Miami on 1/9/20
- Had a season high six points on 3-5 shooting against Duke on 1/5
- Five rebounds and three steals in 22 minutes in double-overtime win at UTM
- Four points, four rebounds, three steals and two assists in 15 minutes vs. Chattanooga on 11/21. Was also featured on ESPN SportsCenter Top 10 after recording steal and making no-look pass to Norika Konno for layup.

MYKASA ROBINSON CAREER STATISTICS																				
			Total		3-Point		F-Throws		Rebounds										Scoring	
Season	gp-gs	min/avg	fg-fga	pct	fg-fga	pct	ft-fta	pct	off	def	tot	avg	pf	fo	ast	to	blk	stl	pts	avg
2018-19	35-2	373/10.7	19-43	.442	1-2	.500	19-38	.500	23	36	59	1.7	43	0	18	29	2	20	58	1.7
2019-20	30-3	530/17.7	31-66	.470	0-1	.000	18-31	.581	36	56	92	3.1	48	1	69	39	4	35	80	2.7
2020-21	30-17	626/20.9	33-79	.418	0-1	.000	11-18	.611	48	84	132	4.4	61	0	66	26	5	35	77	2.6
2021-22	9-0	188/20.9	17-28	.607	0-1	.000	7-14	.500	10	24	34	3.8	15	0	20	15	0	12	41	4.6
TOTAL	104-22	1717/16.5	100-216	.463	1-5	.200	55-101	.545	117	200	317	3.0	167	1	173	109	11	102	256	2.5



10 HAILEY VAN LITH

Guard | 5-7 | Sophomore
Wenatchee, Wash. | Cashmere

SEASON HIGHS		CAREER HIGHS		MISC STATS		Season	Career
Points.....	19 vs. Arizona (11/12)	Points.....	24 vs. Wake (3/5/21)	Double-Doubles.....		0	1
Reb.....	7 vs. Arizona (11/12)	Reb.....	11 vs. ECU (11/29/20)	10-Plus Points.....		6	23
Asst.....	3, 3x, Latest at Cal Poly (11/23)	Asst.....	4, 5x (latest) vs. Marist (3/22/21)	20-Plus Points.....		0	3
Blocks.....	1 vs. UTM (11/17/21), at Wash (11/20)	Blocks.....	2 vs. ECU (11/29/20)	30-Plus Points.....		0	0
Steals.....	4 vs. Michigan (12/2)	Steals.....	4 vs. Wake (3/5/21)	Team-High Points.....		2	6
FGM.....	7 vs. Belmont (12/5)	FGM.....	9 vs. Wake (3/5/21)	10-Plus Rebounds.....		0	1
FGA.....	17 at Washington (11/20)	FGA.....	17 at Washington (11/20/21)	Team-High Rebounds.....		0	7
3FGM.....	2 vs. Michigan (12/2)	3FGM.....	6 vs. Syracuse (1/21/21), vs. Wake (3/5/21)	10-Plus Assists.....		0	0
3FGA.....	6 vs. Bellarmine (11/16)	3FGA.....	11 vs. Syracuse (1/21/21)	Team-High Assists.....		1	8
FT.....	11 vs. Arizona (11/12)	FT.....	11 vs. Arizona (11/12/21)				
FTA.....	12 vs. Arizona (11/12)	FTA.....	12 vs. Arizona (11/12/21)				
Minutes.....	37 vs. Arizona (11/12)	Minutes.....	39 vs. Wake (3/5/21), vs. Stanford (3/30/21)				

2021-22 GAME-BY-GAME																
Opponent	Min	FG-A	3PT-A	FT-A	O-D-T	PF	AST	TO	BLK	STL	PTS	AVG				
vs. Arizona*	37	4-14	0-4	11-12	2-5-7	3	0	3	0	0	19	19.0				
BELLARMINE*	22	5-10	1-6	0-1	1-1-2	0	0	3	0	1	11	15.0				
UT MARTIN*	26	1-4	0-1	0-2	1-0-1	0	3	1	1	0	2	10.7				
at Washington*	36	4-17	0-4	3-3	2-2-4	0	3	0	1	2	11	10.8				
at Cal Poly*	20	4-8	0-4	1-1	2-2-4	0	3	1	0	1	9	10.4				
at Colorado St*	22	1-3	0-0	2-2	1-1-2	3	1	4	0	1	4	9.3				
MICHIGAN*	29	4-10	2-5	0-0	0-3-3	3	2	2	0	4	10	9.4				
BELMONT*	28	7-15	1-3	1-2	0-5-5	0	1	2	0	0	16	10.3				
KENTUCKY*	33	5-11	1-2	2-2	0-4-4	2	1	6	0	0	13	10.6				
ECU																
vs. UConn																
BC																
at Georgia Tech																
PITT																
at Miami																
SYRACUSE																
at BC																
at NC ST																
WAKE FOREST																
FSU																
DUKE																
at Clemson																
at Syracuse																
VIRGINIA																
NOTRE DAME																
at UNC																
VIRGINIA TECH																
at Pitt																
at Notre Dame																

Sophomore Year (2021-22)

- Finished with 13 points, including eight points on perfect 4-4 shooting in the fourth quarter, in the win vs. No. 14 Kentucky
- Led team with 16 points, shooting 7-15 from the field, while recording five rebounds vs. Belmont
- Scored 11 points on career-high 17 field goal attempts (4-17), while recording three assists and two steals at Washington
- Led team with 19 points, shooting 11-12 from the free throw line vs. Arizona on 11/12, 8 of her 19 points came in fourth quarter
- Named preseason All-ACC, Nancy Lieberman Award Watch List, Naismith Trophy Watch List, no. 18 on ESPN Top 25 list

Freshman Year (2020-21)

- One of 20 top collegiate athletes, including 10 who have captured a combined 21 gold medals competing on past USA Basketball teams, to participate in the 2021 USA Basketball Women's AmeriCup Team trials on April 18-21
- One of two players, joined by Dana Evans, to start all 30 games
- Ranked second on the team with 30.2 minutes and 1.2 steals per game, third with 11.2 points and 5.2 rebounds and fourth with 2.1 assists. Shot 49-128 (.383) from 3-point range and 44-53 (.830) from the free throw line
- Named to ACC All-Tournament First Team
- Named to 2020-21 ACC All-Freshman Team
- Named to All-ACC Academic Team
- Named to Lieberman Award Top 10 List
- Ranked in top six among ACC freshmen in points per game, 3-point field goals, steals, assists and rebounds
- Twice named ACC Freshman of the Week this season. She earned the honor after averaging 11.3 points, 7.0 rebounds, 2.3 assists and 1.7 steals, while shooting a perfect 10-10 from the free throw line to help the No. 2 Cardinals get wins over UT Martin, Virginia Tech and Clemson. She was also named ACC FOW after averaging 16.5 points and 9.5 rebounds, and shooting 52 percent from the floor and 6-12 from deep, in her first two games at UofL. She is the first UofL women's basketball player to earn ACC Freshman of the Week honors since Asia Durr did so on Feb. 1, 2016.
- One of two players, joined by Dana Evans, to start all 30 games
- Reached double figures in 18 of 30 games, including a season-high six game streak to begin her career
- Made at least one 3-pointer in 21 of 30 games
- Recorded a team high seven rebounds in addition to eight points and two steals in the Sweet 16 vs. Oregon
- Scored 13 points, converting on all of her attempts from the field in the 2nd round of the NCAA Tournament vs. Northwestern
- Led all scorers with 17 points on 7-11 from the field, in addition to a team-high four assists in the first round of the NCAA Tournament vs. Marist
- Contributed eight points, seven rebounds, three assists and two steals in the ACC Semifinals vs. SYR on 3/6
- Recorded season-highs in minutes (39), points (24), field goals made (9), and steals (4) in the ACC Quarters vs. WF on 3/5
- Recorded 10 points, four rebounds, two assists and two steals in the regular season finale at Notre Dame on 2/21
- Recorded eight rebounds, five points and two assists at Florida State on 2/21
- Scored 13 points, her 14th game in double figures this season, in addition to six rebounds and a season-high four assists at Pittsburgh on 2/18
- Recorded 15 points on 6-12 from the field, adding three assists and three rebounds at Boston College on 2/4
- Scored 11 points on 4-11 from the field and tied a season-high four assists vs. North Carolina on 1/28
- She had 18 points on 6-11 3-point shooting, while pulling down a team-high eight rebounds against Syracuse on 1/21. Her six made 3-pointers are the most by a UofL freshman since Mariya Moore made six 3-pointers (6-9) in a 69-56 win over Ball State on Nov. 23, 2014.
- Had 15 points on 6-9 shooting, 3-5 from deep, with four rebounds and three assists in win over FSU on 1/17
- Led the team with a season-high four assists, in addition to 13 points and five rebounds, in a win vs. Boston College on 1/14.
- Recorded a team-high nine rebounds in a win vs. Clemson on 1/10
- Led the team in rebounds and assists, in addition to 15 points, in a win at Virginia Tech on 1/7
- With 21 points vs. DePaul she became first UofL freshman with back-to-back 20-point games since Myisha Hines-Allen had 23 points in two straight games against Miami and Syracuse on 1/25-29/15
- Scored a team-high 21 points on 8-11 shooting, 3-5 from behind the arc, vs. DePaul on 12/4
- Recorded a team-high 20 points and 11 rebounds, while shooting 5-9 from deep, in win over ECU on 11/29. Became the first UofL freshman to score 20 points in a game since Asia Durr scored 23 in an 80-75 loss to Syracuse in ACC Tournament semis on March 5, 2016. Durr had four 20-point games that season
- Scored 13 points and grabbed a team-high 8 rebounds in 28 minutes in collegiate debut at SEMO on 11/25
- Named to Preseason ACC Newcomer Watch List
- Named to Naismith Trophy Watch List

Personal

- Born on September 9, 2001.
- Daughter of Corey and Jessica Van Lith, has one brother Tanner
- Majoring in business

Hailey Van Lith Career Statistics																					
			Total		3-Point		F-Throws		Rebounds											Scoring	
Season	gp-gs	min/avg	fg-fga	pct	fg-fga	pct	ft-fita	pct	off	def	tot	avg	pf	fo	ast	to	blk	stl	pts	avg	
2020-21	30-30	905/30.2	121-282	.429	49-128	.383	44-53	.830	37	118	155	5.2	57	0	63	52	7	36	335	11.2	
2021-22	9-9	253/28.1	35-92	.380	5-29	.172	20-25	.800	9	23	32	3.6	11	0	14	22	2	11	95	10.6	
TOTAL	39-39	1158/29.7	156-374	.417	54-157	.344	64-78	.821	46	141	187	4.8	68	0	77	74	9	47	430	11.0	



11 NORIKA KONNO

Guard | 5-10 | Junior
Sendai, Japan | Seiwa

SEASON HIGHS		CAREER HIGHS		MISC STATS		Season	Career
Points.....	11 vs. Bellarmine (11/16)	Points.....	11, 3x (latest) vs. Bell (11/16/21)	Double-Doubles.....		0	0
Reb.....	5 at Colorado State (11/28)	Reb.....	7 at BC (2/4/21)	10-Plus Points.....		1	4
Asst.....	2, 4x, Latest vs. Belmont (12/5)	Asst.....	6 vs. BSU (11/24/19)	20-Plus Points.....		0	0
Blocks.....	1 at Cal Poly (11/23)	Blocks.....	3 vs. DePaul (12/4/20)	30-Plus Points.....		0	0
Steals.....	2 vs. Bellarmine (11/16)	Steals.....	6 vs. Marist (3/22/21)	Team-High Points.....		0	0
FGM.....	5 vs. Bellarmine (11/16)	FGM.....	5 vs. Bellarmine (11/16/21)	10-Plus Rebounds.....		0	0
FGA.....	8 vs. Bellarmine (11/16)	FGA.....	9 vs. UTC (11/21/20)	Team-High Rebounds.....		0	0
3FGM.....	1 vs. Bellarmine, at Cal Poly, vs. Michigan	3FGM.....	2, 3x (latest) vs. Syracuse (3/6/21)	10-Plus Assists.....		0	0
3FGA.....	4 at Cal Poly (11/23)	3FGA.....	4, 3x (latest) at Cal Poly (11/23/21)	Team-High Assists.....		0	3
FT.....	2 vs. Arizona (11/12)	FT.....	3, 2x latest vs. BSU (11/24/19)				
FTA.....	2 vs. Arizona (11/12)	FTA.....	4, 2x latest vs. BSU (11/24/19)				
Minutes.....	19 vs. Bellarmine (11/16)	Minutes.....	28 at OSU (12/5/19)				

2021-22 GAME-BY-GAME															
Opponent	Min	FG-A	3PT-A	FT-A	O-D-T	PF	AST	TO	BLK	STL	PTS	AVG			
vs. Arizona	11	0-1	0-0	2-2	1-1-2	0	0	0	0	0	2	2.0			
BELLARMINE	19	5-8	1-3	0-0	0-2-2	2	2	1	0	2	11	6.5			
UT MARTIN	14	1-2	0-0	0-0	1-1-2	2	2	1	0	1	2	5.0			
at Washington	10	0-1	0-1	0-0	0-2-2	0	0	1	0	0	0	3.8			
at Cal Poly	18	3-6	1-4	0-0	0-2-2	0	1	0	1	0	7	4.4			
at Colorado St	18	1-2	0-1	0-0	0-5-5	1	2	2	0	0	2	4.0			
MICHIGAN	10	3-4	1-2	1-2	1-0-1	1	2	1	0	1	8	4.6			
BELMONT	9	0-2	0-0	0-0	0-0-0	0	2	1	0	0	0	4.0			
KENTUCKY	4	0-2	0-1	0-0	0-0-0	0	0	0	0	0	0	3.6			
EKU															
vs. UConn															
BC															
at Georgia Tech															
PITT															
at Miami															
SYRACUSE															
at BC															
at NC ST															
WAKE FOREST															
FSU															
DUKE															
at Clemson															
at Syracuse															
VIRGINIA															
NOTRE DAME															
at UNC															
VIRGINIA TECH															
at Pitt															
at Notre Dame															

Junior Year (2021-22)

- Recorded eight points off 3-4 shooting while adding two assists and one steal in just ten minutes on the court in the win over No. 9 Michigan
- Gathered a season high five rebounds coming off the bench at Colorado State
- Tied her career-high with 11 points on 5-8 shooting, 1-3 from 3-pt range, vs. Bellarmine

Sophomore Year (2020-21)

- Played in all 30 games, averaging 12.1 minutes, 3.4 points and 1.4 rebounds, while shooting 48.1 percent from the floor
- Contributed five points, three rebounds, and a career-high six steals, doubling her previous career-high, in the first round of the NCAA Tournament vs. Marist
- Provided valuable minutes off the bench, recording 10 points on 4-5 shooting, 2-3 from deep, in only 11 minutes in the ACC Semifinals vs. Syracuse on 3/6
- Set a career-high with seven rebounds, in addition to ten points and three assists, in a win over Boston College on 2/4
- Scored five points and secured a crucial late-game offensive rebound in a win over Wake Forest on 1/24
- Recorded a career-high two threes in a win over Virginia Tech on 1/7
- Tied career-high with eleven points on 4-5 from the field in a win vs. Bellarmine on 1/2
- Dished out a season-high four assists in a win vs. NKU on 1/1
- Recorded nine points and three rebounds in 18 minutes vs. UTM on 12/6
- Recorded six points, four rebounds, and two blocks in season opener at SEMO on 11/25

Freshman Year (2019-20)

- Played in 16 games, averaging 4.6 points, 1.9 assists 1.6 rebounds
- Missed the last 14 games with a knee injury
- Scored nine points, all in the fourth quarter, on 4-7 shooting, while adding three assists at Miami
- Played pivotal minutes after Jazmine Jones got in foul trouble and finished with six points on 3-4 shooting in 72-62 win over Oregon
- Career-high 11 points and team-high four assists vs. Chattanooga on 11/21
- Led the team with five assists, while adding four points and four rebounds against Murray State on 11/8
- Scored nine points in her collegiate debut against WKU

High School

- The 5-foot-10 shooting guard from Seiwa High School in Sendai, Japan, has an impressive resume of international experience
- Was a member of the U18 and U19 Japanese National Team
- Helped the 2018 team win a silver medal at the U18 Women's Asian Championships. She recorded 10-plus points in four of five games, including 19 points on 8-of-12 shooting, vs. China. She finished the tournament averaging 13.0 points, 4.0 rebounds and 2.5 assists per game
- Helped the 2019 team to a trip to the quarterfinals at the U19 World Cup. She recorded 10-plus points in three of six games, averaging 8.3 points, 3.7 rebounds and 1.9 assists
- She was also a member of the 3-on-3 team from Japan that won a silver medal in the 2018 Asian Games. In her best game during the tournament, she had 28 points, nine rebounds, three assists and three steals

Personal

- Born on May 1, 2000.
- Daughter of Koji and Kaoru Konno; has two sisters (Yuki, Saki).
- Major is undecided.

NORIKA KONNO CAREER STATISTICS																							
Season	gp-gs		min/avg		Total		3-Point		F-Throws		Rebounds											Scoring	
					fg-fga	pct	fg-fga	pct	ft-fta	pct	off	def	tot	avg								pts	avg
2019-20	16-0	242/15.1	29-71	.408	3-24	.125	12-14	.857	13	13	26	1.6	18	0	30	21	1	3	73	4.6			
2020-21	30-0	364/12.1	38-79	.481	13-37	.351	12-15	.800	19	22	41	1.4	27	0	27	26	7	17	101	3.4			
2021-22	9-0	115/12.8	13-28	.464	3-12	.250	3-4	.750	3	13	16	1.8	6	0	11	7	1	4	32	3.6			
TOTAL	55-0	721/13.1	80-178	.449	19-73	.260	27-33	.818	35	48	83	1.5	51	0	68	54	9	24	206	3.7			



12 PAYTON VERHULST

Guard | 6-1 | Freshman
De Soto, Kan. | Bishop Miege

SEASON HIGHS		MISC STATS		Season	Career
Points.....	7 vs. Bellarmine (11/16)	Double-Doubles.....			
Reb.....	5 vs. Bellarmine (11/16)	10-Plus Points			
Asst.....	4 vs. Bellarmine (11/16)	20-Plus Points			
Blocks.....	1 at Cal Poly (11/23)	30-Plus Points			
Steals.....	2 at Colorado State (11/28)	Team-High Points.....			
FGM.....	2 vs. Bellarmine (11/16)	10-Plus Rebounds			
FGA.....	6 at Cal Poly (11/23)	Team-High Rebounds			
3FGM.....	1 at Colorado State (11/28)	10-Plus Assists			
3FGA.....	3 at Cal Poly (11/23)	Team-High Assists			
FT.....	3 vs. Bellarmine (11/16)				
FTA.....	4 vs. Bellarmine (11/16)				
Minutes.....	19 vs. UT Martin (11/17)				

2021-22 GAME-BY-GAME													
Opponent	Min	FG-A	3PT-A	FT-A	O-D-T	PF	AST	TO	BLK	STL	PTS	AVG	
vs. Arizona	4	1-1	0-0	0-0	0-0-0	0	0	0	0	0	2	2.0	
BELLARMINE	18	2-2	0-0	3-4	2-3-5	1	4	3	0	0	7	4.5	
UT MARTIN	19	1-5	0-1	0-0	1-2-3	1	3	2	0	1	2	3.7	
at Washington	8	0-1	0-0	0-0	0-1-1	0	0	0	0	0	0	2.8	
at Cal Poly	16	0-6	0-3	0-0	1-3-4	0	2	1	1	0	0	2.2	
at Colorado St	15	2-2	1-1	0-0	1-0-1	2	1	1	0	2	5	2.7	
MICHIGAN	3	0-0	0-0	0-0	0-0-0	1	0	0	0	1	0	2.3	
BELMONT	8	0-2	0-1	0-0	0-1-1	0	0	0	0	1	0	2.0	
KENTUCKY							DNP						
ECU													
vs. UConn													
BC													
at Georgia Tech													
PITT													
at Miami													
SYRACUSE													
at BC													
at NC ST													
WAKE FOREST													
FSU													
DUKE													
at Clemson													
at Syracuse													
VIRGINIA													
NOTRE DAME													
at UNC													
VIRGINIA TECH													
at Pitt													
at Notre Dame													

Freshman Year (2021-22)

- Made her first career three pointer and finished with five points in win at Colorado State
- Scored seven points on 2-2 shooting, 3-4 from FT line, while adding five rebounds and four assists vs. Bellarmine
- Scored two points on 1-1 shooting in collegiate debut vs. Arizona on 11/12
- Named to preseason ACC Newcomer Watch List

USA Basketball (2021)

- Helped USA Basketball Women's U19 World Cup Team win gold with a 70-52 win over Australia in the championship game at the 2021 FIBA U19 World Cup in Debrecen, Hungary, contributed three points, six rebounds and two assists in the 70-52 win over Australia in the final
- Represented Louisville alongside Elizabeth Dixon, Mykasa Robinson and Kianna Smith at the 2021 Red Bull USA Basketball 3x3 Nationals in Springfield, Mass., finished with a 3-2 overall record and reached the semifinals

High School

- Five-star prospect and is ranked as high as No. 8 overall by PASS and No. 9 by Collegiate Girls Basketball Report
- ESPNW Hoop Gurlz ranked her No. 12 overall and as the fourth best guard. Prospect Nation listed her as the 10th best player and fifth best guard
- Named USA Today National Female Athlete of the Year, was one of three finalists for the award, which was unveiled during the USA Today High School Sports Awards Show. The show was hosted by Michael Strahan, the Pro Football Hall of Famer and host of Good Morning America, and Rob Gronkowski, the four-time Super Bowl Champion
- Named Kansas' Girls Basketball Player of the Year and overall Female Athlete of the Year
- A three-time Eastern Kansas League MVP, three-time first-team All-State Top 5 by The Capital-Journal and Gatorade Kansas Girls Basketball Player of the Year.
- Named a 2021 McDonald's All-American and to Jordan Brand Classic
- Named a 2021 Jersey Mike's Naismith National High School Second Team All-American, which places her among the top 10 high school players in the country
- Named 2021 Kansas Player of the Year by MaxPreps.com
- As a senior, Verhulst led Bishop Miege to a 23-1 record and a Kansas Class 4-A state championship, while averaging 20.0 points, 7.5 rebounds, 3.8 steals, 3.6 assists, and 3.5 blocks a game
- Named the 2020 Kansas Gatorade Player of the Year and a Naismith Trophy All-American
- First Team All-state following her freshman, sophomore, junior and senior campaigns
- As a junior, she started every game and averaged 17.8 points, 7.0 rebounds, 3.7 assists and 2.5 steals per game while leading Bishop Miege to a 21-2 overall record
- During her freshman and sophomore seasons, she helped lead Bishop Miege to a combined 48-1 record, winning the state title as a sophomore and reaching the state title game as a freshman. She averaged 17.0 points, 7.0 rebounds, 6.0 assists, 4.0 steals and 3.0 blocks as a sophomore, and 13.0 points, 6.0 rebounds, 3.0 steals and 1.0 blocks as a freshman
- Named 2019 FIBA Americas U16 Championship MVP after leading the team to a 6-0 record and a gold medal in Puerto Aysen, Chile. She started all six games and averaged 14.5 points and 2.8 rebounds
- Also participated in the 2019 USA Basketball 3x3 U18 National Championship at the United States Olympic Training Center in Colorado Springs, Colo. Her Blue Star 30 Stars team finished in fourth place with a 5-2 record
- Took part in trials for the 2018 USA U17 World Cup Team

Personal

- Born on June 1, 2003
- Daughter of Robin and David, has five brothers and sisters - Quinton, Dalton, Ashton, Kirston, Addiston
- Majoring in Education/Special Education
- Mother (Robin) played basketball at Duke, father (David) played basketball at Rockhurst, brother Quinton played basketball at St. Mary's, brother Dalton played basketball at Friends University (Kan.), sister Ashton is currently playing basketball at UCF

PAYTON VERHULST CAREER STATISTICS																				
			Total		3-Point		F-Throws		Rebounds										Scoring	
Season	gp-gs	min/avg	fg-fga	pct	fg-fga	pct	ft-fta	pct	off	def	tot	avg	pf	fo	ast	to	blk	stl	pts	avg
2021-22	8-0	91/11.4	6-19	.316	1-6	.167	3-4	.750	5	10	15	1.9	5	0	10	7	1	5	16	2.0
TOTAL	8-0	91/11.4	6-19	.316	1-6	.167	3-4	.750	5	10	15	1.9	5	0	10	7	1	5	16	2.0
2 NCAA RUNNER-UPS (2009, 2013) 3 FINAL FOURS (2009, 2013, 2018) 6 ELITE EIGHTS 10 SWEET 16'S 23 NCAA TOURNAMENTS																				



13 MERISSAH RUSSELL

Guard | 5-11 | Sophomore
Ottawa, Ontario | Cairine Wilson

SEASON HIGHS		CAREER HIGHS		MISC STATS		Season	Career
Points.....	3 at Cal Poly (11/23), at CSU (11/28)	Points.....	8 at SEMO (11/25/20), vs. Bell (1/2/21)	Double-Doubles.....	0	0	
Reb.....	4 vs. Bellarmine (11/16)	Reb.....	7 vs. Bellarmine (1/2/21)	10-Plus Points.....	0	0	
Asst.....	1 at Colorado State (11/28)	Asst.....	3 vs. DePaul (12/4/20)	20-Plus Points.....	0	0	
Blocks.....		Blocks.....	1 vs. DePaul (12/4/20)	30-Plus Points.....	0	0	
Steals.....		Steals.....	2 vs. ECU (11/29/20)	Team-High Points.....	0	0	
FGM.....	1, 4x, Latest vs. Belmont (12/5)	FGM.....	3 at SEMO (11/25), vs. UTM (12/6)	10-Plus Rebounds.....	0	0	
FGA.....	4 at Colorado State (11/28)	FGA.....	10 vs. ECU (11/29/20)	Team-High Rebounds.....	0	0	
3FGM.....	1 at Cal Poly (11/23)	3FGM.....	1, 3x, Latest at CSU (11/28/21)	10-Plus Assists.....	0	0	
3FGA.....	1 at Cal Poly (11/23), at CSU (11/28)	3FGA.....	4 vs. ECU (11/29/20), at CSU (11/28/21)	Team-High Assists.....	0	0	
FT.....	2 vs. UT Martin (11/17)	FT.....	4 vs. Bellarmine (1/2/21)				
FTA.....	2 vs. UT Martin (11/17)	FTA.....	5 vs. Bellarmine (1/2/21)				
Minutes.....	12 at Colorado State (11/28)	Minutes.....	19 at SEMO (11/25/20)				

2021-22 GAME-BY-GAME												
Opponent	Min	FG-A	3PT-A	FT-A	O-D-T	PF	AST	TO	BLK	STL	PTS	AVG
vs. Arizona	5	0-0	0-0	0-0	0-1-1	0	0	0	0	0	0	0.0
BELLARMINE	8	1-1	0-0	0-0	2-2-4	2	0	3	0	0	2	1.0
UT MARTIN	8	0-0	0-0	2-2	1-0-1	0	0	1	0	0	2	1.3
at Washington	DNP											
at Cal Poly	11	1-2	1-1	0-0	0-2-2	0	0	1	0	0	3	1.8
at Colorado St	12	1-4	0-1	1-1	1-1-2	2	1	0	0	0	3	2.0
MICHIGAN	3	0-0	0-0	0-0	0-0-0	0	0	0	0	0	0	1.7
BELMONT	5	1-1	0-0	0-0	0-2-2	0	0	0	0	0	2	1.7
KENTUCKY	DNP											
EKU												
vs. UConn												
BC												
at Georgia Tech												
PITT												
at Miami												
SYRACUSE												
at BC												
at NC ST												
WAKE FOREST												
FSU												
DUKE												
at Clemson												
at Syracuse												
VIRGINIA												
NOTRE DAME												
at UNC												
VIRGINIA TECH												
at Pitt												
at Notre Dame												

- Sophomore Year (2021-22)**
 - Came off the bench and played season high of 12 minutes and recorded three points and two rebounds in win at Colorado State
- Canadian National Team (2021)**
 - Named an alternate on Canada's women's basketball team that competed at the Tokyo Olympic Games, but did not travel
 - In mid-June, competed for Canada at the FIBA Women's AmeriCup in San Juan, Puerto Rico. She helped lead Canada to a perfect 4-0 record in pool play and a trip to the semifinals. In the win over El Salvador, she had nine points on 3-of-5 shooting from deep, while adding two steals. She had six points on 2-of-4 shooting from beyond the arc in a win over the U.S. Virgin Islands
- Freshman Year (2020-21)**
 - Played in 20 games, averaging 2.2 points and 2.2 rebounds
 - Recorded six points and five rebounds in 12 minutes at Boston College on 2/4
 - Converted on her first collegiate three point field goal in a win at Virginia Tech on 1/7
 - Tied a season-high eight points, highlighted by 4-5 from the free throw line, in a win vs. Bellarmine on 1/2
 - Scored eight points on 3-4 from the field, adding five rebounds and one assist in 19 minutes in her collegiate debut at SEMO on 11/25
- High School**
 - Ranked as the 29th best guard by ESPNW. She is listed as a four-star prospect by Prospects Nation and is rated No. 54 overall by PASS Scouting Service
 - Played for Canada's U19 team at the 2019 FIBA Women's Basketball World Cup in Bangkok, Thailand. She helped lead Canada to the quarterfinals, where they fell to eventual champion USA and head coach Jeff Walz. She finished the tournament averaging 6.4 points, 4.0 rebounds and 1.3 assists
 - Also a member of Canada's Senior National team and participated as the youngest player on the roster in a five-game European exhibition tour in Belgium and Great Britain
 - Was named the MVP of the first ever BioSteele All Canadian Girls Game in April, the Canadian version of the McDonald's All-American game. She finished with 30 points, 10 rebounds and three steals in that game which featured the top 24 female high school players in Canada
- Personal**
 - Born on March 3, 2002
 - Daughter of Natalie and Tony Russell, has one sister, Maiyah
 - Majoring in Exercise Science

MERISSAH RUSSELL CAREER STATISTICS																				
			Total		3-Point		F-Throws		Rebounds										Scoring	
Season	gp-gs	min/avg	fg-fga	pct	fg-fga	pct	ft-fita	pct	off	def	tot	avg	pf	fo	ast	to	blk	stl	pts	avg
2020-21	20-0	135/6.8	16-36	.444	1-6	.167	10-15	.667	15	29	44	2.2	18	0	8	10	1	4	43	2.2
2021-22	7-0	52/7.4	4-8	.500	1-2	.500	3-3	1.000	4	8	12	1.7	4	0	1	5	0	0	12	1.7
TOTAL	27-0	187/6.9	20-44	.455	2-8	.250	13-18	.722	19	37	56	2.1	22	0	9	15	1	4	55	2.0
2 NCAA RUNNER-UPS (2009, 2013) 3 FINAL FOURS (2009, 2013, 2018) 6 ELITE EIGHTS 10 SWEET 16'S 23 NCAA TOURNAMENTS																				



14 KIANNA SMITH

Guard | 6-0 | Redshirt-Senior
Moreno Valley, Calif. | California / Troy

SEASON HIGHS	CAREER HIGHS	MISC STATS	Season	Career
Points..... 17 vs. Michigan (12/2)	Points 21 vs. DePaul (12/4/20), vs. GT (2/11/21)	Double-Doubles.....	0	1/2
Reb..... 6 at Washington (11/20)	Reb. 10 vs. NKU (1/1/21)	10-Plus Points	5	25/49
Asst..... 5 vs. Belmont (12/5)	Asst. 12 vs. Manhattan (11/24/17)*	20-Plus Points	0	2/4
Blocks..... 1 vs. Bellarmine (11/16)	Blocks 3 vs. Arizona State (2/22/19)*	30-Plus Points	0	0/0
Steals..... 3 at Cal Poly (11/23)	Steals 5 vs. Notre Dame (2/7/21)	Team-High Points.....	2	5/7
FGM 6 vs. Michigan (12/2)	FGM 9, 4x, (latest) vs. GT (2/11/21)	10-Plus Rebounds.....	0	1/1
FGA 14 at Washington (11/20/21)	FGA 15 vs. NCST (3/7/21), vs. Harvard (12/30/18)*	Team-High Rebounds	0	1/1
3FGM..... 4 vs. Michigan (12/2)	3FGM 5 vs. Oregon (2/8/19)*	10-Plus Assists.....	0	0/2
3FGA..... 8 vs. Michigan (12/2)	3FGA 9 at Washington State (3/3/19)*	Team-High Assists	3	7/31
FT..... 1 at Washington (11/20), vs. Michigan (12/2)	FT 4, 4x (latest) vs. Northwestern (3/24/21)			
FTA 2 at Washington (11/20), vs. Michigan (12/2)	FTA..... 4, 4x (latest) vs. Northwestern (3/24/21)	*at Cal		
Minutes..... 35 vs. Michigan (12/2)	Minutes..... 40, 4x (latest) vs. Baylor (3/25/19)			

2021-22 GAME-BY-GAME																
Opponent	Min	FG-A	3PT-A	FTA	O-D-T	PF	AST	TO	BLK	STL	PTS	AVG				
vs. Arizona*	30	3-9	1-3	0-0	0-3-3	0	0	0	0	0	7	7.0				
BELLARMINE*	17	4-10	1-6	0-0	1-2-3	1	2	2	1	0	9	8.0				
UT MARTIN*	20	4-7	2-3	0-0	2-2-4	0	3	1	0	1	10	8.7				
at Washington*	31	5-14	2-4	1-2	2-4-6	0	3	0	0	0	13	9.8				
at Cal Poly*	25	4-12	3-6	0-0	0-0-0	1	4	2	0	3	11	10.0				
at Colorado St*	20	5-7	1-2	0-0	0-2-2	0	1	0	0	0	11	10.2				
MICHIGAN*	35	6-13	4-8	1-2	0-2-2	3	0	2	0	2	17	11.1				
BELMONT*	30	6-10	2-3	0-0	0-4-4	2	5	1	0	1	14	11.5				
KENTUCKY*	28	4-11	1-4	0-1	2-2-4	5	0	0	0	0	9	11.2				
EKU																
vs. UConn																
BC																
at Georgia Tech																
PITT																
at Miami																
SYRACUSE																
at BC																
at NC ST																
WAKE FOREST																
FSU																
DUKE																
at Clemson																
at Syracuse																
VIRGINIA																
NOTRE DAME																
at UNC																
VIRGINIA TECH																
at Pitt																
at Notre Dame																

Redshirt Senior Year (2021-22)

- Scored nine points with four rebounds despite fouling out with five minutes to play in the game vs. No. 14 Kentucky
- Scored 14 points and reached 1,000 points for her career on 6-10 shooting while adding 4 rebounds and 5 assists vs. Belmont
- Scored 17 points on 4-8 from deep while adding two rebounds and two steals vs. No. 9 Michigan
- Tied a team high with 11 points at Colorado State on 5-7 shooting, including 1-2 from 3-point range
- 11 points on 3-6 shooting from deep, while adding four assists and three steals at Cal Poly
- Tied for team-high with 13 points on 5-14 shooting, while adding six rebounds and three assists at Washington
- Scored 10 points on 4-7 shooting, 2-3 from 3-point range, while adding three assists vs. UT Martin
- Named to Ann Meyers-Drysdale Award Watch List

Redshirt Junior Year (2020-21)

- Played in 28 games with 20 starts, ranked second on the team with 11.4 points and third with 2.2 assists per game. Shot 44 percent from the floor, 55-145 (.379) from 3-point range and 16-20 (.800) from the free throw line
- Named to ACC All-Tournament First Team
- Named to All-ACC Academic Team
- Ranked 8th in ACC with 55 made 3-point field goals
- In ACC games, ranked sixth in league with 38.9 3-point percentage and 11th in 3-point field goals made per game (2.19 avg/g)
- Reached double figures in 19 of 28 games, including a season-best six-game streak to open the season
- Made at least one 3-pointer in 24 of 28 games, including 20 games with at least two 3-point makes and nine with at least three 3-pointers
- Named College Sports Madness ACC Player of the Week on Jan. 18, 2021 after averaging 14.5 points per game, while shooting 52 percent from the floor and 7-15 from beyond the arc in the victories over the Eagles and Seminoles. She added 4.0 assists, 3.5 rebounds and 1.5 steals per game, while committing just one turnover in 59 minutes of action
- Recorded a team-high three assists in addition to eight points and seven rebounds in the Elite 8 vs. Stanford
- Posted 11 points on 5-10 from the field and five rebounds in the Sweet 16 vs. Oregon
- Recorded 16 points, six rebounds, and two assists in the second round of the NCAA Tournament vs. Northwestern
- Contributed nine points and five rebounds in the opening round of the NCAA Tournament vs. Marist
- Finished in double figures for the 16th time this season with 11 points in the ACC Semifinals vs. Syracuse on 3/6
- Recorded 10 points in the regular-season finale vs. Notre Dame on 2/28
- Tied a career-high 21 points on 9-13 from the field, 3-6 from three, in addition to five assists, three rebounds, three steals, and no turnovers in a season-high 38 minutes against Georgia Tech on 2/11
- Scored 16 points on 6-13 from the field, including 4-8 from three, and recorded a career-high five steals in a win vs. Notre Dame on 2/7.
- Recorded 14 points on 6-9 from the field at Boston College on 2/4
- Posted 13 points, on 3-6 from behind the arc, and four rebounds off the bench vs. North Carolina on 1/28
- Converted on a career-high four threes, recording 16 points, six assists and five rebounds in a win vs. FSU on 1/17
- Scored 17 points on 6-14 shooting and dished out a team-high six assists vs. Clemson on 1/10
- Recorded her first career double-double with 11 points and 10 rebounds vs. NKU on 1/1
- Recorded 15 points on 6-11 shooting and 3-5 from three in her first Louisville start in a win at Duke on 12/9
- Scored a team-high 21 points on 9-14 shooting and 3-7 from behind the arc, adding six rebounds and six steals in her Louisville debut vs. DePaul on 12/4
- Named to Preseason ACC Newcomer Watch List

Junior Year (2019-20)

- Sat out 2019-20 season due to NCAA transfer rules

California - Sophomore Year (2018-19)

- In two seasons at Cal she scored 600 points, knocked down 91 3-pointers and dished out 244 assists, while helping the Bears to two 20-win seasons and two trips to the NCAA Tournament
- Was named Pac-12 All-Academic honorable mention for her strong performance on the court and in the classroom
- In addition to putting up a 3.29 cumulative GPA, she started all 33 games for the Bears, while averaging a career-high 9.8 points per game
- Finished with 14 double-figure scoring games and matched a career-high with 20 points, while shooting 5-6 from 3-point range against Oregon
- Led the team with 18 points on 7-13 shooting, 2-4 from deep, in California's second round loss in the NCAA Tournament to eventual national champion Baylor
- Connected on at least one 3-pointer in 28 of 33 games, while shooting a career-best 35 percent from downtown and knocking down a career-best 55 threes

California - Freshman Year (2017-18)

- Named to the Pac-12 All-Freshman Team after playing in all 32 games, making 31 starts
- Finished fourth on the team in scoring at 8.6 points per game while leading the team with 4.8 assists per game
- Scored a career-high 20 points against Virginia in the First Round of the 2018 NCAA Tournament, going 9-14 from the floor while adding eight assists
- Ranked seventh in the Pac-12 in assists per game while leading all conference freshmen in the category
- Finished the year ranked third among all freshman in Division I with 4.8 assists per game and ranked fifth among all Division I freshmen with a 2.05 assist-to-turnover ratio
- Scored double-figures in four of Cal's final six games of the season, also adding 36 assists and just 13 turnovers over that same span.
- Named Pac-12 and USBWA National Freshman of the week after scoring 14 points and adding 8 assists in Cal's win over Kentucky while committing just 1 turnover

KIANNA SMITH CAREER STATISTICS																					
			Total		3-Point		F-Throws		Rebounds											Scoring	
Season	gp-gs	min/avg	fg-fga	pct	fg-fga	pct	ft-fta	pct	off	def	tot	avg	pf	fo	ast	to	blk	stl	pts	avg	
2017-18*	32-31	1017/31.8	108-280	.386	36-113	.319	24-35	.686	14	73	87	2.7	66	0	152	74	6	24	276	8.6	
2018-19*	33-33	1113/33.7	125-313	.399	55-157	.350	19-29	.655	20	59	79	2.4	72	1	92	55	15	20	324	9.8	
2020-21	28-20	777/27.8	124-279	.444	55-145	.379	16-20	.800	27	81	108	3.9	55	2	61	31	10	25	319	11.4	
2021-22	9-9	234/26.0	41-93	.441	17-39	.436	2-5	.400	7	21	28	3.1	12	1	18	8	1	7	101	11.2	
TOTAL	37-29	1011/27.3	165-372	.444	72-184	.391	18-25	.720	34	102	136	3.7	67	3	79	39	11	32	420	11.4	
All*	102-93	3141/30.8	398-965	.412	163-454	.359	61-89	.685	68	234	302	3.0	205	4	323	168	32	76	1020	10.0	
* at Cal																					

* at Cal



21 EMILY ENGSTLER

Forward | 6-1 | Senior
New York, N.Y. | Syracuse / St. Francis Prep

SEASON HIGHS		CAREER HIGHS		MISC STATS		Season	Career
Points.....	20 vs. UT Martin (11/17)	Points	22 vs. Notre Dame (1/5/20)*	Double-Doubles.....	2	2/18*	
Reb.....	14 vs. Bellarmine (11/16), vs. Michigan (12/2)	Reb.	17 vs. Michigan State (12/20/19)*	10-Plus Points	4	4/36*	
Asst.....	3 vs. Bellarmine (11/16)	Asst.	6, 3x (latest) vs. Louisville (2/9/20)*	20-Plus Points	1	1/3*	
Blocks.....	3 vs. Bell, at Washington, at Cal Poly	Blocks	5 at Michigan (12/5/19)*	30-Plus Points	0	0	
Steals.....	5 vs. Michigan (12/2)	Steals	6 vs. South Dakota St. (3/21/21)*	Team-High Points.....	3	3/11*	
FGM.....	8 vs. Michigan (12/2)	FGM	10 vs. Notre Dame (1/5/20)*	10-Plus Rebounds.....	3	3/27*	
FGA.....	15 vs. Michigan (12/2)	FGA.....	18 vs. Notre Dame (1/5/20)*	Team-High Rebounds	8	8/44*	
3FGM.....	4 vs. UT Martin (11/17/21)	3FGM.....	4, 3x (latest) vs. UT Martin (11/17/21)	10-Plus Assists.....	0	0	
3FGA.....	4 vs. UT Martin (11/17/21)	3FGA.....	10 vs. UNC (2/13/20)*	Team-High Assists	0	0/4*	
FT.....	2 vs. UT Martin (11/17/21)	FT.....	5 vs. Louisville (3/6/21)*	*at Syracuse			
FTA.....	2, 3x, Latest at CSU(11/28/21)	FTA.....	6, 5x (latest) vs. Louisville (3/6/21)*				
Minutes.....	35 vs. Michigan (12/2), vs. Kentucky (12/12)	Min.....	40, 3x (latest) vs. Louisville (3/6/21)*				

2021-22 GAME-BY-GAME														
Opponent	Min	FG-A	3PT-A	FT-A	O-D-T	PF	AST	TO	BLK	STL	PTS	AVG		
vs. Arizona*	20	1-7	0-1	0-0	1-7-8	3	0	2	0	0	2	2.0		
BELLARMINE*	19	5-8	2-2	0-0	6-8-14	2	3	2	3	4	12	7.0		
UT MARTIN*	21	7-9	4-4	2-2	0-2-2	1	0	1	1	2	20	11.3		
at Washington*	18	4-9	0-1	0-0	3-5-8	3	0	1	3	1	8	10.5		
at Cal Poly*	19	3-6	0-3	0-2	0-9-9	3	1	7	3	4	6	9.6		
at Colorado St*	22	4-9	1-1	1-2	0-8-8	1	1	3	2	1	10	9.7		
MICHIGAN*	35	8-15	2-4	0-0	2-12-14	3	2	5	2	5	18	10.9		
BELMONT*	21	4-8	1-2	0-2	4-4-8	0	2	3	2	1	9	10.6		
KENTUCKY*	35	2-8	0-1	0-0	1-9-10	4	2	2	2	2	4	9.9		
ECU														
vs. UConn														
BC														
at Georgia Tech														
PITT														
at Miami														
SYRACUSE														
at BC														
at NC ST														
WAKE FOREST														
FSU														
DUKE														
at Clemson														
at Syracuse														
VIRGINIA														
NOTRE DAME														
at UNC														
VIRGINIA TECH														
at Pitt														
at Notre Dame														

- Senior Year (2021-2022)**
 - Recorded nine points, eight rebounds and two blocks in win vs. Belmont.
 - Led the team with 18 points and 14 rebounds for her second double-double of the season in the win over No. 9 Michigan. She also added five steals, two blocks and two assists
 - Tallied ten points and led the team with eight rebounds in win at Colorado State
 - Eight points and eight rebounds, while adding three blocks, in just 18 minutes at Washington
 - Team-high 20 points on 7-9 shooting, perfect 4-4 from deep vs. UT Martin, her four 3-pointers tied her career high
 - Recorded first career double-double in Louisville uniform with 12 points and 14 rebounds vs. Bellarmine, had 12 points and 10 rebounds at halftime to become first UofL player with double-double in first half since Myisha Hines-Allen did it twice in 2016-17
 - Named to Cheryl Miller Award Watch List
- Syracuse - Junior Year (2020-2021)**
 - Came off the bench as a junior and was named ACC Co-Sixth Player of the Year
 - Nearly averaged a double-double with 10.5 points and 9.1 rebounds per game
 - She had 12 double-digit scoring games and seven double-doubles
 - Recorded double-double in Syracuse's ACC Tournament semifinal loss to Louisville, finishing with a season-high 21 points, while adding 10 rebounds
 - Had 77 made 3-pointers and 120 blocks in her three seasons at Syracuse
- Syracuse - Sophomore Year (2019-2020)**
 - Started in all 31 games, averaged 29.3 minutes, 9 points, 9 rebounds and 2.8 rebounds per game
 - Led the team in rebounds with 286 on the season
 - Led the team with 50 blocks
 - Had nine double-doubles
 - Scored 15 points and grabbed 11 rebounds against Maryland Eastern Shore
 - Grabbed 10 rebounds and scored 14 points against Albany
 - Grabbed 15 rebounds and scored 14 points and tied her career-high in assists (6) against Houston
 - Had 16 rebounds and 12 points against Green Bay
 - Had a career-high five blocks, tied her career-high with six assists, and scored 10 points and grabbed 14 rebounds at Michigan
 - Grabbed a career-high 17 rebounds and scored 13 points against Michigan State
 - Scored a career-high 22 points and grabbed 15 rebounds against Notre Dame
 - Tied her career-high with four steals, scored 10 points and grabbed 11 rebounds at Virginia
 - Tied her career-high in assists (6) against Louisville
 - Scored 16 points and grabbed 15 rebounds against North Carolina
- Syracuse - Freshman Year (2018-2019)**
 - Recorded double-digit points in five games
 - Scored a career-high 17 points versus Pitt (2/21)
 - Averaged 4.9 points per game and 4.5 rebounds per game
 - Tallied a personal best 11 rebounds versus Princeton in the Cancun Challenge (11/23)
 - Recorded a career-high four assists, four steals, and four blocks versus Niagara (12/17)
 - Totaled 25 steals this season, with a career high four versus Kansas State (11/22)
 - Ranked second on the team in blocks (35)
 - Named to the ACC Preseason Newcomer List
- High School**
 - A five-star recruit, ranked the No. 9 player in the Class of 2018 by espnW HoopGurlz
 - 2018 New York State Gatorade Player of the Year
 - McDonald's All-American
 - Named the No. 2 wing in her class by espnW HoopGurlz
 - Averaged 19.4 points, 15.4 rebounds and six blocks per game as a junior
 - Scored 900 points in her two years at St. Francis Prep
 - Named team MVP her junior and senior year
 - 2017 All-New York City Girls Basketball Second Team selection
 - Team MVP as a junior and senior
- Personal**
 - Born May 2000 in New York City
 - Daughter of Marilyn and William Engstler
 - One brother and one sister
 - Majorred in communications and rhetorical studies in the College of Visual and Performing Arts at Syracuse

EMILY ENGSTLER CAREER STATISTICS																				
Season	gp-gs		min/avg		Total		3-Point		F-Throws		Rebounds				Scoring					
					fg-fga	pct	fg-fga	pct	ft-fita	pct	off	def	tot	avg	pf	fo	ast	to	blk	stl
2018-19*	29	0	414	14.3	59-143	.413	15-59	.254	10-16	.625	21	110	131	4.5	52	1	41	60	35	25
2019-20*	31	31	889	28.7	107-285	.375	36-112	.321	27-39	.692	63	211	274	8.8	71	2	81	88	50	35
2020-21*	22	5	658	29.9	90-216	.417	26-70	.371	26-49	.531	52	149	201	9.1	44	0	41	45	35	39
2021-22	9	9	209	23.2	38-79	.481	10-19	.526	3-8	.375	17	64	81	9.0	20	0	11	26	18	20
TOTAL	99	9	209	23.2	38-79	.481	10-19	.526	3-8	.375	17	64	81	9.0	20	0	11	26	18	20
All*	91	45	2170	23.8	294-723	.407	87-260	.335	66-112	.589	153	534	687	7.5	187	3	174	219	138	119



22 LIZ DIXON

Forward | 6-5 | Senior

Memphis, Tenn. | Georgia Tech / Ridgeway

SEASON HIGHS	CAREER HIGHS	MISC STATS
Points..... 15 at Cal Poly (11/23) Reb..... 5, 2x, Latest vs. Belmont (12/5) Asst..... 2 vs. Bell (11/16), at Wash (11/20) Blocks..... 2 vs. UT Martin (11/17) Steals..... 1, 2x, Latest vs. Belmont (12/5) FGM..... 7 at Cal Poly (11/23) FGA..... 9 at Cal Poly (11/23) 3FGM..... 3FGA..... FT..... 2 vs. UT Martin (11/17) FTA..... 3 vs. UT Martin (11/17) Minutes..... 23 at Washington (11/20)	Points..... 22 vs. Duke (1/10/19)*, vs. WF (2/10/19)* Reb..... 17 vs. Duke (1/10/19)* Asst..... 4 vs. Duke (1/10/19)* Blocks..... 4, 3x (latest) at FSU (2/21/21) Steals..... 4 vs. Alabama State (12/5/18)* FGM..... 9 vs. Duke (1/10/19)* FGA..... 14 vs. Clemson (2/21/19)* 3FGM..... 3FGA..... FT..... 9 vs. Pitt (2/7/19)*, vs. Miami (1/26/21) FTA..... 12 vs. Miami (1/26/21) Minutes..... 43 vs. WF (2/10/19)*	SeasonCareer Double-Doubles.....02/6* 10-Plus Points.....216/35* 20-Plus Points.....01/4* 30-Plus Points.....00/0 Team-High Points.....23/10* 10-Plus Rebounds.....02/6* Team-High Rebounds.....07/13* 10-Plus Assists.....00/0 Team-High Assists.....00/0 *at Georgia Tech

2021-22 GAME-BY-GAME																
Opponent	Min	FG-A	3PT-A	FT-A	O-D-T	PF	AST	TO	BLK	STL	PTS	AVG				
vs. Arizona	15	1-4	0-0	0-0	0-2-2	3	0	1	0	0	2	2.0				
BELLARMINE	15	2-5	0-0	0-0	2-2-4	2	2	1	0	0	4	3.0				
UT MARTIN	13	2-5	0-0	2-3	2-2-4	4	0	1	2	0	6	4.0				
at Washington	23	6-8	0-0	1-2	1-2-3	0	2	0	0	1	13	6.3				
at Cal Poly	13	7-9	0-0	1-1	2-3-5	0	0	0	0	0	15	8.0				
at Colorado St	12	1-1	0-0	1-2	1-2-3	3	0	2	1	0	3	7.2				
MICHIGAN	16	0-6	0-0	0-0	5-0-5	0	1	2	0	0	0	6.1				
BELMONT	13	4-5	0-0	0-0	3-2-5	0	1	1	0	1	8	6.4				
KENTUCKY	7	1-4	0-0	0-0	2-1-3	0	0	0	1	0	2	5.9				
EKU																
vs. UConn																
BC																
at Georgia Tech																
PITT																
at Miami																
SYRACUSE																
at BC																
at NC ST																
WAKE FOREST																
FSU																
DUKE																
at Clemson																
at Syracuse																
VIRGINIA																
NOTRE DAME																
at UNC																
VIRGINIA TECH																
at Pitt																
at Notre Dame																

Senior Year (2021-2022)

- Recorded eight points on 4-5 shooting, while adding five rebounds, in just 13 minutes vs. Belmont
- Scored 15 points on 7-9 shooting, while adding 5 rebounds, in just 13 minutes at Cal Poly
- Tied for team-high with 13 points on 6-8 shooting at Washington

Junior Year (2020-2021)

- Played in all 30 games with seven starts and ranked second on the team with 5.4 rebounds and 1.1 blocks per game. Also averaged 18.6 minutes and 7.6 points, while shooting 56.4 percent from the floor and 35-47 (.745) from the free throw line
- Named to All-ACC Academic Team
- Shot 97-172 (.565) from the floor after shooting just 56-113 (.496) last season. Scoring increased from 4.4 to 7.6 points per game, her rebounds increased from 3.6 to 5.4 rebounds per game and her blocks increased from 0.6 to 1.1 blocks per game
- In ACC games, ranked seventh in league with 1.5 blocks per game, 10th with 2.5 offensive rebounds per game and 18th with 6.1 rebounds per game
- Recorded at least one block in 21 of 30 games, including seven multi-block games
- Provided valuable minutes off the bench, recording six points and seven rebounds in the ACC Quarterfinals vs. Wake Forest on 3/5
- Posted 12 points on 6-7 from the field to close out the regular season at Notre Dame on 2/28
- Recorded eight points, and five rebounds and a team-high four blocks at Florida State on 2/21
- Recorded 12 points, five rebounds and a season-high two assists in only 20 minutes at Pittsburgh on 2/18
- Scored 13 points on 4-9 from the field, 5-5 from the line, in addition to nine rebounds and three blocks against Georgia Tech on 2/11
- 11 points on 5-6 from the field, in addition to six rebounds and a block, in her third of six straight starts at Boston College on 2/4
- Posted seven rebounds and career-high four blocks vs. NC State on 2/1
- 13 points and four rebounds in a season-high 28 minutes and her second start of the season vs. North Carolina on 1/28
- Set Louisville-high in points and posted a near double-double with 21 points and nine rebounds vs. Miami
- Recorded a double-double with 10 points and 10 rebounds in 17 minutes in a win vs. Florida State on 1/17
- Led the team with seven rebounds, in addition to six points vs. Boston College on 1/14
- Recorded 10 points and eight rebounds in her first start of the season vs. Clemson on 1/10
- Posted 14 points on 5-6 from the field in a home win vs. Bellarmine on 1/2
- Scored 12 points on 6-8 shooting in a home win vs. NKU on 1/1
- Recorded three blocked shots in 17 minutes at Duke on 12/9
- Scored seven points and grabbed seven rebounds in 15 minutes vs. UTM on 12/6
- Scored 12 points on 6-6 shooting while adding four rebounds in just nine minutes vs. DePaul on 12/4
- Recorded six points and eight rebounds in 22 minutes vs. ECU on 11/29

Sophomore Year (2019-2020)

- Played in all 32 games with four starts, averaging 4.4 points, 3.6 rebounds, while shooting 49.6 percent from the floor
- Six points and nine rebounds in 25 minutes vs. Syracuse
- Had a team-high seven rebounds, while adding six points against Notre Dame on 2/16
- Seven points on 3-4 shooting and recorded a season-high three blocks at Notre Dame
- Eight points on 4-4 shooting and two blocks at North Carolina
- Nine points on 4-5 shooting, while adding five rebounds at Miami
- 15 points on 6-7 shooting against Boise State
- In her debut as a Cardinal vs. WKU, had her fifth career double-double with team-high 13 rebounds, while adding 10 points

Georgia Tech - Freshman Year (2018-19)

- Named to the All-ACC Freshman team and three times was named ACC Freshman of the Week
- Started all 30 games for the Yellow Jackets and was second on the team and first among ACC freshmen in rebounding with 6.4 per game
- She ranked third on the team in scoring with 11.0 points per game
- Seven times she led the team in scoring and six times led the team in rebounds
- She scored in double figures 19 times and had three 20-plus point scoring games
- She finished the year with 192 rebounds, which ranks fourth all-time among freshmen in Georgia Tech history
- Recorded her first career double-double in just her third game with 13 points and 10 rebounds vs. Western Carolina
- She finished with four double-doubles on the season and against Duke on Jan. 10, she recorded her fourth double-double of the year with a career-high 22 points to go with a personal-best 17 rebounds

Personal

- Born on Sept. 29, 2000
- Daughter of Richard & Elizabeth Dixon; has three brothers - Richard, David, Josh, and one sister - Kim
- Majoring in business

LIZ DIXON CAREER STATISTICS																				
Season	gp-gs	min/avg	Total		3-Point		F-Throws		Rebounds										Scoring	
			fg-fga	pct	fg-fga	pct	ft-fa	pct	off	def	tot	avg	pf	fo	ast	to	blk	stl	pts	avg
2018-19*	30-30	768/25.6	130-254	.512	0-0	.000	70-98	.714	103	89	192	6.4	78	4	25	77	33	18	330	11.0
2019-20	32-4	461/14.4	56-113	.496	0-1	.000	29-45	.644	61	54	115	3.6	53	0	9	32	21	8	141	4.4
2020-21	30-7	558/18.6	97-172	.564	0-0	.000	35-47	.745	68	94	162	5.4	61	0	13	29	34	12	229	7.6
2021-22	9-0	125/13.9	24-47	.511	0-0	.000	5-8	.625	18	16	34	3.8	12	0	6	8	4	2	53	5.9
TOTAL	71-11	1144/16.1	177-332	.533	0-1	.000	69-100	.690	147	164	311	4.4	126	0	28	69	59	22	423	6.0
All*	101-41	1912/18.9	307-586	.524	0-1	.000	139-198	.702	250	253	503	5.0	204	4	53	146	92	40	753	7.5
																			* at Georgia Tech	

* at Georgia Tech



23 CHELSIE HALL

Guard | 5-7 | Graduate

Boca Raton, Fla. | Vanderbilt / Seffner Christian

SEASON HIGHS		CAREER HIGHS		MISC STATS		Season	Career
Points.....	15 vs. Kentucky (12/12)	Points	26 vs. Belmont (12/21/17)*	Double-Doubles.....	0		1*
Reb.....	6 vs. UT Martin (11/17)	Reb.....	8, 3x (latest) at Washington (12/21/19)*	10-Plus Points	3		3/58*
Asst.....	4 at Washington (11/20)	Asst.....	10 vs. Tennessee State (11/21/18)*	20-Plus Points	0		9*
Blocks.....		Blocks	2 at Georgia (1/9/20)*	30-Plus Points	0		0
Steals	3 vs. Bellarmine (11/16)	Steals	5 vs. UK (1/15/18)*, at Alabama (1/26/20)*	Team-High Points.....	0		1/17*
FGM.....	4 at Colorado State (11/28)	FGM.....	10 vs. Ball State (11/20/17)*	10-Plus Rebounds.....	0		0
FGA.....	9 vs. Arizona (11/12), at CSU (11/28)	FGA.....	20 vs. Tennessee State (11/21/18)*	Team-High Rebounds	0		5*
3FGM.....	1, 4x, Latest vs. Belmont (12/5)	3FGM.....	2, 11x (latest) vs. Auburn (3/4/20)*	10-Plus Assists.....	0		1*
3FGA.....	3 vs. Arizona (11/12), at CSU (11/28)	3FGA.....	6 vs. Eastern Kentucky (12/15/19)*	Team-High Assists	3		3/43*
FT.....	7 vs. Arizona (11/12)	FT.....	12 at Middle Tennessee (11/9/18)*	*At Vanderbilt			
FTA.....	7 vs. Arizona (11/12)	FTA.....	14 at MTSU (11/9/18)*, at Tenn (1/7/18)*				
Minutes.....	35 vs. Arizona (11/12)	Minutes.....	42 vs. Washington (12/21/19)*				

2021-22 GAME-BY-GAME														
Opponent	Min	FG-A	3PT-A	FTA	O-D-T	PF	AST	TO	BLK	STL	PTS	AVG		
vs. Arizona*	35	2-9	1-3	7-7	1-3-4	2	3	3	0	2	12	12.0		
BELLARMINE*	19	2-7	0-1	0-0	2-0-2	0	3	0	0	3	4	8.0		
UT MARTIN*	19	0-4	0-1	0-0	0-6-6	3	3	1	0	2	0	5.3		
at Washington*	22	1-2	0-0	0-0	0-4-4	2	4	1	0	0	2	4.5		
at Cal Poly*	18	3-5	1-2	0-0	2-3-5	0	1	1	0	1	7	5.0		
at Colorado St*	17	4-9	1-3	0-0	1-2-3	4	1	0	0	0	9	5.7		
MICHIGAN*	13	1-3	0-0	0-0	0-2-2	3	1	1	0	1	2	5.1		
BELMONT*	29	3-5	1-1	4-4	1-3-4	2	1	0	0	2	11	5.9		
KENTUCKY*	33	5-10	1-2	4-6	1-1-2	3	1	3	0	1	15	6.9		
ECU														
vs. UConn														
BC														
at Georgia Tech														
PITT														
at Miami														
SYRACUSE														
at BC														
at NC ST														
WAKE FOREST														
FSU														
DUKE														
at Clemson														
at Syracuse														
VIRGINIA														
NOTRE DAME														
at UNC														
VIRGINIA TECH														
at Pitt														
at Notre Dame														

Graduate Year (2021-2022)

- Led team with season-high 15 points, shooting 5-10 from the field, including three free throws in closing minutes, in win vs. No. 14 Kentucky
- Scored 11 points on 3-5 shooting, shot 4-4 from the free throw line and added four rebounds vs. Belmont on 12/5
- Scored 10 of her 12 points in the third quarter, adding four rebounds and three assists in UofL debut vs. Arizona on 11/12

Vanderbilt - Senior Year (2020-2021)

- Started all eight games of the shortened season
- Reached 1,000 career points against Alabama (Jan. 10)
- Led the team in free throw percentage (.824), three-point field goal percentage (83.3), assists (30) and total minutes played (267)
- Shot 45-of-91 (49.5) from the field, which put her second on the team in field goal percentage
- Her 49.5 field goal percentage also ranked 11th in the conference at the time Vanderbilt discontinued its season
- Shot 82.4 percent from the free throw line, which was tops in the SEC when Vanderbilt's season ended
- Recorded three or more assists in five of eight games
- Second in team scoring with 15.4 points per game and averaged 4.8 rebounds per game
- Had a season-high 24 points in the finale at No. 12 Kentucky (Jan. 17)
- Flirted with a triple-double against VCU with 11 points, nine assists and seven rebounds

Vanderbilt - Junior Year (2019-2020)

- SEC Community Service team
- SEC Academic honor roll
- Started all 30 games
- Led the team in free throw percentage (.813), assists (117) and minutes (972)
- Ranked eighth in SEC in assists and assists per game (3.9)
- Recorded five or more assists in nine games
- Finished with 319 points (10.6/game), 124 rebounds and 49 steals
- Reached double-figures in 18 games, including two 20-point games
- Season-high eight rebounds, nine assists and 42 minutes in overtime win at Washington (Dec. 21)
- Season-high 21 points in a win over Ole Miss (Feb. 9)

Vanderbilt - Sophomore Year (2018-2019)

- Saw action in 23 games with 15 starts
- Missed six games due to injury
- Collected a team second-best 75 assists on the season
- Netted double-figures 11 times
- Season-best 23 points at Middle Tennessee (Nov. 9)
- Season-high 10 assists against Tennessee State (Nov. 21)

Vanderbilt - Freshman Year (2017-2018)

- SEC All-Freshman team
- 31 starts, averaging 11.9 points per game and 3.5 rebounds per game
- Averaged 11.1 points per game in SEC play
- Ranked third among SEC freshmen in scoring
- 19 games in double figures, including three games with 20+ points
- Season-best five steals against Kentucky (Jan. 15)
- Season-best eight rebounds against Tennessee

High School

- Three-year starter for Seffner Christian in Tampa, Fla.
- First team All-State selection as junior and senior
- Averaged 18.6 points per game and 5.8 rebounds per game as a senior
- Helped Seffner Christian to 29-2 overall record and an appearance in Florida 3A state championship
- Averaged 15.0 points/game, 4.4 assists/game and 4.0 rebounds/game, contributed to squad that made state 3A Final Four...
- Three-year starter on high school varsity squads beginning in seventh grade prior to moving to Tampa
- President's Honor Roll recipient

CHELSIE HALL CAREER STATISTICS																					
			Total		3-Point		F-Throws		Rebounds											Scoring	
Season	gp-gs	min/avg	fg-fga	pct	fg-fga	pct	ft-fta	pct	off	def	tot	avg	pf	fo	ast	to	blk	stl	pts	avg	
2017-18*	31-31	917/29.6	143-310	.461	14-43	.326	70-100	.700	21	86	107	3.5	69	1	95	106	0	33	370	11.9	
2018-19*	23-15	577/25.1	82-212	.387	12-38	.316	51-73	.699	16	38	54	2.3	43	1	75	62	2	19	227	9.9	
2019-20*	30-30	972/32.4	122-320	.381	23-76	.303	52-64	.813	21	103	124	4.1	68	0	117	80	5	49	319	10.6	
2020-21*	8-8	267/33.4	45-91	.495	5-6	.833	28-34	.824	6	32	38	4.8	22	0	30	25	0	12	123	15.4	
2021-22	9-9	203/22.6	21-54	.389	5-13	.385	15-17	.882	8	24	32	3.6	19	0	18	10	0	12	62	6.9	
TOTAL	9-9	203/22.6	21-54	.389	5-13	.385	15-17	.882	8	24	32	3.6	19	0	18	10	0	12	62	6.9	
All*	101-93	2936/29.1	413-987	.418	59-176	.335	216-288	.750	72	283	355	3.5	221	2	335	283	7	125	1101	10.9	



44 OLIVIA COCHRAN

Forward | 6-3 | Sophomore
Columbus, Ga. | Carver

SEASON HIGHS		CAREER HIGHS		MISC STATS		Season	Career
Points.....	10 vs. Belmont (12/5)	Points.....	19 vs. DePaul (12/4/20)	Double-Doubles.....		0	4
Reb.....	7, 3x, Latest vs. Belmont (12/5)	Reb.....	15 vs. Northwestern (3/24/21)	10-Plus Points		1	16
Asst.....	6 at Colorado State (11/28)	Asst.....	6 at Colorado State (11/28/21)	20-Plus Points		0	0
Blocks.....	2 vs. UT Martin (11/17), vs. Kentucky (12/12)	Blocks.....	3 vs. Clemson (1/10/21)	30-Plus Points		0	0
Steals	2 at Colorado State (11/28), vs. Kentucky (12/12)	Steals	2 (4x), latest vs. Kentucky (12/12)	Team-High Points.....		0	3
FGM	4, 2x, Latest vs. Belmont (12/5)	FGM	8 vs. DePaul (12/4/20)	10-Plus Rebounds		0	7
FGA	8 vs. Arizona (11/12/21), at Wash (11/20/21)	FGA	11 vs. GT (2/11/21)	Team-High Rebounds		1	16
3FGM.....		3FGM.....	1 vs. UNC (1/28/21)	10-Plus Assists.....		0	0
3FGA		3FGA	2 vs. UNC (1/28/21), at FSU (2/21/21)	Team-High Assists		1	1
FT	5 at Colorado State (11/28/21)	FT	9 at SEMO (11/25/20)				
FTA	6 at Colorado State (11/28/21)	FTA	10 at SEMO (11/25/20)				
Minutes	27 vs. Arizona (11/12/21)	Minutes	33 vs. NC State (2/1/21)				

2021-22 GAME-BY-GAME																
Opponent	Min	FG-A	3PT-A	FT-A	O-D-T	PF	AST	TO	BLK	STL	PTS	AVG				
vs. Arizona*	27	3-8	0-0	1-3	4-0-4	2	0	6	1	1	7	7.0				
BELLARMINE*	18	2-5	0-0	0-0	4-1-5	1	1	1	1	1	4	5.5				
UT MARTIN*	19	3-7	0-0	0-0	1-6-7	1	1	1	2	1	6	5.7				
at Washington*	17	4-8	0-0	0-0	1-2-3	2	0	3	0	1	8	6.3				
at Cal Poly*	20	2-4	0-0	1-1	2-5-7	0	2	3	1	1	5	6.0				
at Colorado St*	24	0-2	0-0	5-6	0-2-2	1	6	0	0	2	5	5.8				
MICHIGAN*	23	3-6	0-0	1-1	5-0-5	4	1	1	1	0	7	6.0				
BELMONT*	23	4-7	0-0	2-2	5-2-7	3	1	4	0	2	10	6.5				
KENTUCKY*	19	2-6	0-0	1-1	3-2-5	2	2	2	2	2	5	6.3				
EKU																
vs. UConn																
BC																
at Georgia Tech																
PITT																
at Miami																
SYRACUSE																
at BC																
at NC ST																
WAKE FOREST																
FSU																
DUKE																
at Clemson																
at Syracuse																
VIRGINIA																
NOTRE DAME																
at UNC																
VIRGINIA TECH																
at Pitt																
at Notre Dame																

Sophomore Year (2021-22)

- Recorded 10 points and seven rebounds in 22 minutes in the win over Belmont
- Scored seven points and grabbed five rebounds with one assist, one block and one steal in the win over No. 9 Michigan
- Recorded a career-high six assists while committing zero turnovers in win at Colorado State
- Named to Katrina McClain Award Watch List

Freshman Year (2020-21)

- Played in 29 games with 25 starts, leading the team with 6.9 rebounds per game. Averaged 20.9 minutes, 9.9 points and 0.8 blocks. Shot 54.4 percent from the floor and 63-81 (.778) from the free throw line
- Named to the 2020-21 ACC All-Freshman Team
- Ranked in top five among ACC freshmen in points per game, blocks, rebounds and free throws made/attempted
- In ACC games, ranked 12th in league with 5.0 defensive rebounds per game and 6.7 total rebounds per game, while ranking 14th with 1.1 blocks per game
- Five double-doubles on the season with 13 points and 15 rebounds vs. Northwestern, 10 points and 10 rebounds vs. Syracuse, 19 points and 10 rebounds vs. DePaul, 11 points and 12 rebounds at Duke and 10 points and 11 rebounds at WF. She is the first UofL freshman with five double-doubles in a season since Angel McCoughtry in 2005-06
- Scored in double figures in 15 of 29 games and recorded double figure rebounds seven times
- Recorded at least one block in 18 of 29 games
- Recorded her fifth double-double of the season with 13 points and a season-high 15 rebounds in the second round of the NCAA Tourney vs. Northwestern. Her 15 rebounds are tied for second most ever by a UofL player in NCAA Tournament game
- Posted her fourth double-double of the season with 10 points and 10 rebounds vs. Syracuse in the ACC Semifinals on 3/6
- Recorded eight points, five rebounds and two blocks at Notre Dame on 2/28
- Returned to the starting lineup, contributing 12 points and a team-high nine rebounds at Florida State on 2/21
- One of four players in double-figures, recording 13 points, six rebounds and one block vs. Georgia Tech on 2/11
- Recorded a team-high 11 rebounds in a win vs. Notre Dame on 2/7
- Posted eight points and nine rebounds in a career-high 33 minutes vs. NC State on 2/1
- Converted on her first seven shots from the field, recording a team-high 17 points and seven rebounds in 30 minutes vs. North Carolina on 1/28
- Posted her third career double-double with 10 points and 11 rebounds in 28 minutes at Wake Forest on 1/24
- Recorded 18 points and a team-high seven rebounds vs. Boston College on 1/14
- Recorded a season-high three blocks and a team-high nine rebounds vs. Clemson on 1/10
- Scored a team-high 15 points on a perfect 7-7 shooting vs. Bellarmine on 1/2
- Recorded a double-double with 11 points and a team-high 12 rebounds in a win over Duke on 12/9
- Scored seven points and grabbed a team-high 10 rebounds in 19 minutes vs. UTM on 12/6
- Recorded her first career double-double with 19 points and 10 rebounds, while shooting 8-9 from floor, vs. DePaul on 12/4
- Recorded a team-high 17 points and eight rebounds, while shooting 9-10 from the free throw line, in only 18 minutes in collegiate debut at SEMO on 11/25

High School

- Named a 2020 McDonald's All-American
- Named 2020 Jersey Mike's Naismith National High School All-American honorable mention
- Comes to Louisville as the No. 18-ranked player in the class of 2020, according to espnW HoopGurlz
- The five-star prospect is tabbed as the fourth-best player at the forward position
- Prospects Nation ranked her No. 10 overall and as the third-best forward, while she is ranked No. 26 by PASS Scouting Service
- Completed alongside Hailey Van Lith in leading the USA to gold at the 2019 FIBA 3x3 U18 World Cup in Ulaanbaatar, Mongolia and scored 41 points, which ranked fourth among all competitors in the 20-team field
- Named a first team Class 4-A All-State selection by the Atlanta Journal Constitution in 2018 and 2019, while being named honorable mention as a freshman in 2017
- Was also named Georgia Class 4A All-State in 2018 and 2019
- Was named Ledger-Enquirer All-Bi-City Player of the Year in 2019, while also being named to the first team in 2018 and 2019 and the second team in 2017
- As a junior, she led Carver to their first ever Class 4-A state title. She averaged 26.0 points, 16.0 rebounds and eight blocked shots a game. She had 15 points and 11 rebounds in the state title game to cap a 32-0 season
- Named to the 2020 Naismith Trophy Girls High School Player of the Year Preseason Watch List

Personal

- Born on November 13, 2001
- Her mother, Tara Williams, was a second-team All-SEC guard as a senior at Auburn in 1997 and played two seasons in the WNBA. Her father, Antonio Cochran, was a defensive lineman at Georgia and was a fourth round pick in the 1999 NFL Draft by the Seattle Seahawks. He played five seasons for Seattle and one season for the Arizona Cardinals
- Majoring in sports administration, minoring in communications

OLIVIA COCHRAN CAREER STATISTICS																				
Season			Total		3-Point		F-Throws		Rebounds										Scoring	
	gp-gs	min/avg	fg-fga	pct	fg-fga	pct	ft-fta	pct	off	def	tot	avg	pf	fo	ast	to	blk	stl	pts	avg
2020-21	29-25	607/20.9	111-204	.544	1-7	.143	63-81	.778	60	140	200	6.9	64	0	20	48	24	12	286	9.9
2021-22	9-9	191/21.2	23-53	.434	0-0	.000	11-14	.786	25	20	45	5.0	16	0	14	21	8	11	57	6.3
TOTAL	38-34	798/21.0	134-257	.521	1-7	.143	74-95	.779	85	160	245	6.4	80	0	34	69	32	23	343	9.0
2 NCAA RUNNER-UPS (2009, 2013) 3 FINAL FOURS (2009, 2013, 2018) 6 ELITE EIGHTS 10 SWEET 16'S 23 NCAA TOURNAMENTS																				



45 SYDNI SCHETNAN

Forward | 6-5 | Freshman
Sioux Falls, S.D. | Washington HS

SEASON HIGHS	MISC STATS	Season	Career
Points.....	Double-Doubles.....		
Reb 2 vs. UT Martin (11/17/21)	10-Plus Points		
Asst.....	20-Plus Points		
Blocks.....	30-Plus Points		
Steals 1 vs. Bellarmine (11/16/21)	Team-High Points.....		
FGM	10-Plus Rebounds		
FGA 1 at Colorado State (11/28/21)	Team-High Rebounds		
3FGM.....	10-Plus Assists.....		
3FGA	Team-High Assists		
FT			
FTA.....			
Minutes..... 8 vs. Bellarmine (11/16/21)			

2021-22 GAME-BY-GAME														
Opponent	Min	FG-A	3PT-A	FT-A	O-D-T	PF	AST	TO	BLK	STL	PTS	AVG		
vs. Arizona														
BELLARMINE	8	0-0	0-0	0-0	0-1-1	0	0	0	0	1	0	0.0		
UT MARTIN	3	0-0	0-0	0-0	0-2-2	0	0	0	0	0	0	0.0		
at Washington														
at Cal Poly	6	0-0	0-0	0-0	0-1-1	2	0	0	0	0	0	0-0		
at Colorado St	4	0-1	0-0	0-0	0-0-0	0	0	0	0	0	0	0.0		
MICHIGAN	1	0-0	0-0	0-0	0-0-0	0	0	0	0	0	0	0.0		
BELMONT														
KENTUCKY														
ECU														
vs. UConn														
BC														
at Georgia Tech														
PITT														
at Miami														
SYRACUSE														
at BC														
at NC ST														
WAKE FOREST														
FSU														
DUKE														
at Clemson														
at Syracuse														
VIRGINIA														
NOTRE DAME														
at UNC														
VIRGINIA TECH														
at Pitt														
at Notre Dame														

- Freshman Year (2021-2022)**
- Made collegiate debut vs. Bellarmine on 11/16, played eight minutes and recorded one rebound and one steal
- High School**
- Ranked as No. 69 prospect by Collegiate Girls Basketball Report and No. 101 by PASS. Ranked as a three-star prospect and the 10th best post player by ESPNW Hoop Gurlz. Listed as a four-star prospect by Prospects Nation and the 11th best post player
 - Averaged 16.1 points, 9.2 rebounds, 4.5 blocks per game while shooting 57.6% from floor as a senior
 - Helped lead Washington to 20-2 record in 2020-21, Class AA State Champions and Metro-Conference Champions
 - Set a school record for blocks in a season with 81 as a senior and set career record with 186
 - Named 2021 Class AA All-State First Team, 2021 USA South Dakota Female Basketball Player of the Year, 2021 Class AA Player of the Year, 2021 Argus Leader First-Five Team Member, 2021 Midco Sports Class AA Player of the Year, 2021 Metro All-Conference First Team
 - Earned First Team Class AA All-State honors in 2020 after averaging 12.8 points and 8.3 rebounds, while shooting 48 percent from the floor. She blocked an impressive 75 shots in just 20 games, good for 3.8 blocks per game
 - In 2020, helped lead Washington to a 12-8 record and a spot in the Class AA state basketball tournament. She had 24 points, eight rebounds, three steals, two blocks, and an assist in a 65-48 win over No. 11 Mitchell in the state playoffs before the cancellation of tournament
 - Named 2020 Class AA All-State First Team Volleyball
 - Plans to play both basketball and volleyball at the University of Louisville
- Personal**
- Born on December 12, 2002
 - Daughter of Thad and Kim, has one sister Jadyn
 - Major is undecided
 - Comes from a super-athletic family as her father ran cross country at North Dakota and her mother played basketball at South Dakota State and then ended her career at the University of South Dakota-Sioux Falls
 - Her Aunt JoEllie (Byre) Benson played at South Dakota State University and is in the SD High School Hall of Fame and Washington High School Hall of Fame along with her 1980 Basketball Team. She was also Miss Basketball
 - Grandpa Elton Byre played at Dakota Wesleyan University where we ended with numerous records and is the Dakota Wesleyan Hall of Fame and South Dakota BB Hall of Fame.
 - She has a cousin that plays football at Iowa, two cousins that played volleyball at SDSU

SYDNI SCHETNAN CAREER STATISTICS																				
			Total		3-Point		F-Throws		Rebounds										Scoring	
Season	gp-gs	min/avg	fg-fga	pct	fg-fga	pct	ft-fta	pct	off	def	tot	avg	pf	fo	ast	to	blk	stl	pts	avg
2021-22	5-0	22/4.4	0-1	.000	0-0	.000	0-0	.000	0	4	4	0.8	2	0	0	0	0	1	0	0.0
TOTAL	5-0	22/4.4	0-1	.000	0-0	.000	0-0	.000	0	4	4	0.8	2	0	0	0	0	1	0	0.0

GAME 10: LOUISVILLE vs. ECU | DEC. 16, 2021

045-046: Mark Deak, Editor, Mark.Deak@unh.edu, 603-882-2200

Shooting By Period			
1 st	FG%	3-10	30.0%
	3PT%	2-3	66.7%
	FT%	2-2	100%
2 nd	FG%	2-14	14.3%
	3PT%	0-3	0.0%
	FT%	0-0	0%
3 rd	FG%	1-10	10.0%
	3PT%	0-2	0.0%
	FT%	2-4	50%
4 th	FG%	1-13	7.7%
	3PT%	0-4	0.0%
	FT%	5-6	83.3%
GM	FG%	7-47	14.9%
	3PT%	2-12	16.7%
	FT%	9-12	75.0%

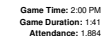
Dead Ball Rebounds: 1 0

Shooting By Period		
1 st	FG%	12-24 50.0%
	3PT%	3-7 42.9%
	FT%	1-2 50%
2 nd	FG%	9-18 50.0%
	3PT%	2-8 25.0%
	FT%	0-3 0%
3 rd	FG%	8-17 47.1%
	3PT%	0-4 0.0%
	FT%	0-0 0%
4 th	FG%	8-11 72.7%
	3PT%	0-2 0.0%
	FT%	2-2 100%
GM	FG%	37-70 52.9%
	3PT%	5-21 23.8%
	FT%	3-7 42.9%

Dead Ball Rebounds: 1, 0

Dead Ball Rebounds: 1.0

	BU.	LOU	Points from	BU.	LOU	Period by Period Scoring				
Biggest lead	0 (1st 10:00)	57 (4th 0:57)	Turnovers	6	32					
Best Scoring Run	3 (1st 7:27)	13 (1st 2:21)	Paint	10	52	BU.	1st	2nd	3rd	4th TOT
Lead Changes			Second Chance	2	24	10	4	4	7	25
Times Tied	0		Fast Breaks	0	20	LOU	28	20	16	18 82
Time with Lead	00:00	39:30	Bench	11	42					



Officials: Michel Murray, InEini Robinson, Felecity Wells

Shooting By Period		
1 st	FG%	6-19 31.6%
	3PT%	0-3 0.0%
	FT%	1-1 100%
2 nd	FG%	9-17 52.9%
	3PT%	1-2 50.0%
	FT%	1-2 50%
3 rd	FG%	10-16 62.5%
	3PT%	1-4 25.0%
	FT%	0-0 0%
4 th	FG%	1-11 9.1%
	3PT%	0-1 0.0%
	FT%	5-8 62.5%
GM	FG%	26-63 41.3%
	3PT%	2-10 20.0%
	FT%	7-11 63.6%

Dead Ball Rebounds: 3.6

Shooting By Period			
1 st	FG%	6-12	50.0%
	3PT%	3-4	75.0%
	FT%	0-3	0%
2 nd	FG%	4-11	36.4%
	3PT%	0-3	0.0%
	FT%	0-0	0%
3 rd	FG%	5-16	31.3%
	3PT%	2-5	40.0%
	FT%	3-4	75%
4 th	FG%	6-14	42.9%
	3PT%	1-4	25.0%
	FT%	2-2	100%
GM FG%	21-53	39.6%	
	3PT%	6-16	37.5%
	FT%	5-9	55.6%

Dead Ball Rebounds: 1

Dead Ball Rebounds: 1 2

	Louisv	WASH	Points from		Louisv	WASH	Period by Period Scoring					
Biggest lead	16 (3 rd 3:13)	5 (1 st 6:47)	Turnovers	17	13	Louisv	13	20	21	7	61	
Best Scoring Run	9(3 rd 9:02)	13(4 th 3:08)	Paint	34	30							
Lead Changes	2	3	Second Chance	7	8	WASH	15	8	15	15	53	
Times Tied	4		Fast Breaks	18	8							
Time with Lead	25:56	10:18	Bench	19	15							



Official Basketball Box Score - Final
Louisville at Cal Poly
11/29/21 Mott Athletics Center, San Luis Obispo
2021-22 Women's Basketball

Game Time: 5:00 PM
Game Duration: 1:44
Attendance: 662

Officials: Charles Gonzalez, Kimberly Hobbs, Jen Zylstra

Louisville - 72										Record: 4-1									
NO.	Name	Min	FG	3P	FT	Rebounds	Fouls	TP	AS	TO	ST	Blocks	BS	BA	+/				
			M-A	M-A	M-A	OR	DR	TOT	PF	FD									
44	Olivia Cochran	F 20:07	2-4	0-0	1-1	2	5	7	0	2	5	2	3	1	1	0	20		
10	Hailey Van Lith	G 20:11	4-8	0-4	1-1	2	2	4	0	2	9	3	1	1	0	0	18		
14	Kianna Smith	G 24:48	4-12	3-6	0-0	0	0	0	1	0	11	4	2	3	0	0	21		
21	Emily Engstler	G 19:29	3-6	0-3	0-2	0	9	9	3	1	6	1	7	4	3	0	17		
23	Chelsie Hall	G 18:04	3-5	1-2	0-0	2	3	5	0	0	7	1	1	1	0	0	16		
22	Liz Dixon	13:13	7-9	0-0	1-1	2	3	5	0	2	15	0	0	0	0	0	13		
5	Mykasa Robinson	12:18	0-3	0-1	0-0	0	1	1	1	1	0	4	1	2	0	0	17		
11	Norika Konno	18:22	3-6	1-4	0-0	0	2	2	0	2	7	1	0	0	1	0	22		
2	Ahlana Smith	13:09	3-4	1-2	0-0	0	1	1	1	0	7	1	1	0	0	0	16		
12	Payton Verhulst	16:28	0-6	0-3	0-0	1	3	4	0	0	0	2	1	0	1	1	17		
13	Merissah Russell	11:22	1-2	1-1	0-0	0	2	2	0	0	3	0	1	0	0	0	11		
0	Ramani Parker	06:40	1-1	0-0	0-0	1	1	2	0	0	2	0	2	0	1	0	7		
45	Sydni Schetnan	05:49	0-0	0-0	0-0	0	0	1	1	2	1	0	0	0	0	0	5		
Team						2		4	6	0	0	0	0	0	0	0	0		
Totals			31-66	7-26	3-5	12	37	49	8	11	72	19	20	12	7	1	40		

Technical Fouls: NONE

Cal Poly - 32			Record: 0-2																																						
NO.	Name	Min	FG	3P	FT	Rebounds	Fouls	TP	P	AS	TO	ST	Blocks	BS	BA	+/																									
			M-A	M-A	M-A	OR	DR	TOT	PF	FD																															
25	Kirsty Brown	F 22:06	2-4	0-0	0-0	0	3	3	2	1	4	1	4	2	1	1	-21																								
32	Julia Nielson	F 10:21	1-4	0-1	0-0	1	1	2	1	0	2	0	2	0	0	1	-14																								
16	Maddie Vick	G 16:25	2-6	0-1	0-0	1	4	5	0	0	4	1	6	1	0	0	-14																								
15	Sydney Bourland	G 22:09	0-6	0-1	0-0	0	2	2	2	1	0	1	3	1	0	1	-23																								
33	Maddie Willett	G 20:33	0-6	0-3	0-0	0	1	1	0	0	0	1	1	0	0	0	-25																								
2	Annika Shah	21:25	2-5	2-4	0-0	0	1	1	0	0	6	0	3	0	0	0	-24																								
24	Zoe Stachowski	09:16	0-3	0-0	0-0	0	1	1	0	0	0	0	0	1	0	0	-13																								
14	Hannah Scanlan	19:32	1-4	0-0	2-2	2	2	4	1	1	4	0	0	0	0	0	-19																								
1	Sarah Dumitrescu	15:43	4-9	0-0	4-7	2	2	4	1	5	12	1	1	1	1	0	-4																								
5	Jazzy Anoushir	13:08	0-2	0-1	0-0	0	1	1	0	0	0	0	0	0	0	0	-16																								
11	Junie Dickson	14:15	0-7	0-5	0-0	1	1	2	1	0	0	2	0	1	0	0	-15																								
13	Lily Svetlich	10:43	0-2	0-1	0-0	1	1	2	1	0	0	2	0	2	0	1	-10																								
22	Faith Bergstrom	04:24	0-1	0-0	0-0	0	0	0	0	0	0	0	0	0	0	0	-2																								
Team						3			4	7	0	0	0	0	0	0	0																								
Totals						12-59	2-17	6-9	12	24	36	11	8	32	9	23	8	1	7																						

Technical Fouls: NONE

	UL		CP		Points from		UL		CP		Period by Period Scoring						
Biggest lead	40	(4 th 0:17)	4	(1 st 8:23)	Turnovers	27	8										
Best Scoring Run	12	(1 st 4:22)	5	(4 th 3:04)	Paint	30	10										
Lead Changes					Second Chance	15	2										
Times Tied			1		Fast Breaks	13	4										
Time with Lead	35:17		02:37		Bench	34	22										



Official Basketball Box Score - Final
#14 Kentucky at #7 Louisville
12/16/21 KFC Yum! Center, Louisville
2021-22 Women's Basketball

Game Time: 1:05 PM
Game Duration: 2:00
Attendance: 12,167

Officials: Eric Brewton, Karen Preato, Bruce Morris

#14 Kentucky - 58

Record: 6-3

NO.	Name	Min	FG M-A	3P M-A	FT M-A	Rebounds OR DR TOT	Fouls PF FD	TP AS	TO	ST	Blocks BS BA	+/-
44	Dre'una Edwards	F 36:19	6-14	0-2	2-3	5 9 14	2 2	14	4	7	0 1 3	-8
1	Robyn Benton	G 34:47	5-12	1-3	2-2	0 1 1	5 2	13	2	1	0 0 3	-7
3	Jazmine Massengill	G 35:23	0-4	0-0	0-0	0 1 1	0 1	0	1	2	0 0 0	-7
10	Rhynne Howard	G 39:30	3-13	1-6	2-4	1 6 7	4 4	9	2	2	0 2 0	-6
12	Treasure Hunt	G 31:10	5-8	1-1	3-5	2 5 7	1 4	14	1	5	0 0 0	-4
11	Jada Walker	18:23	2-3	0-1	4-6	0 0 0	2 3	8	1	2	0 0 0	2
00	Olivia Owens	04:28	0-0	0-0	0-0	0 1 1	3 0	0	0	2	0 0 0	0
Team						3 3 6				0		
Totals			21-54	3-13	13-20	11 26 37	18 16	58	11	21	0 3 6	-6

Technical Fouls: Coach 4th 0:06

Shooting By Period		
1 st FG%	6-14	42.9%
3PT%	1-3	33.3%
FT%	0-2	0%
2 nd FG%	7-13	53.8%
3PT%	2-3	66.7%
FT%	4-8	50%
3 rd FG%	1-13	7.7%
3PT%	0-4	0.0%
FT%	4-4	100%
4 th FG%	7-14	50.0%
3PT%	0-3	0.0%
FT%	5-6	83.3%
GM FG%	21-54	38.9%
3PT%	3-13	23.1%
FT%	13-20	65.0%

Dead Ball Rebounds: 5, 1

#7 Louisville - 64

Record: 8-1

NO.	Name	Min	FG M-A	3P M-A	FT M-A	Rebounds OR DR TOT	Fouls PF FD	TP AS	TO	ST	Blocks BS BA	+/-
44	Olivia Cochran	F 18:44	2-6	0-0	1-1	3 2 5	2 2	5	2	2	2 0 0	9
10	Hailey Van Lith	G 32:31	5-11	1-2	2-2	0 4 4	2 3	13	1	6	0 0 11	
14	Kianna Smith	G 28:28	4-11	1-4	0-1	2 2 4	5 3	9	0	0	0 1 4	
21	Emily Engstler	G 34:49	2-8	0-1	0-0	1 9 10	4 1	4	2	2	2 0 5	
23	Chelsie Hall	G 32:31	5-10	1-2	4-6	1 1 2	3 3	15	1	3	1 0 1	6
22	Liz Dixon	06:53	1-4	0-0	0-0	2 1 3	0 0	2	0	0	1 1 1	-3
2	Ahlana Smith	22:24	6-11	1-3	0-0	1 1 2	0 0	13	0	2	1 0 0	-2
5	Mykasa Robinson	19:34	1-2	0-0	1-2	2 3 5	2 3	3	3	0	1 0 0	-1
11	Norika Konno	04:06	0-2	0-1	0-0	0 0 0	0 1	0	0	0	0 0 0	-1
Team						1 1 2				0		
Totals			26-65	4-13	8-12	13 24 37	18 17	64	9	13	10 6 3	6

Technical Fouls: Robinson 2nd 6:37 Cochran 2nd 0:27

Shooting By Period		
1 st FG%	7-19	36.8%
3PT%	2-3	66.7%
FT%	3-4	75%
2 nd FG%	6-17	35.3%
3PT%	1-5	20.0%
FT%	0-0	0%
3 rd FG%	5-16	31.3%
3PT%	1-4	25.0%
FT%	1-2	50%
4 th FG%	8-13	61.5%
3PT%	0-1	0.0%
FT%	4-6	66.7%
GM FG%	26-65	40.0%
3PT%	4-13	30.8%
FT%	8-12	66.7%

Dead Ball Rebounds: 3, 0

	KEN	LOU
Biggest lead	2 (1 st 9:05)	10 (2 nd 8:14)
Best Scoring Run	8 (2 nd 1:38)	7 (1 st 3:45)
Lead Changes	5	
Times Tied	4	
Time with Lead	02:39	34:14



THE STAT CREW SYSTEM

Louisville Combined Team Statistics (as of Dec 12, 2)



THE STAT CREW SYSTEM

Louisville Combined Team Statistics (as of Dec 12, 2)



RECORD:	OVERALL	HOME	AWAY	NEUTRAL
ALL GAMES	5-0	5-0	0-0	0-0
CONFERENCE	0-0	0-0	0-0	0-0
NON-CONFERENCE	5-0	5-0	0-0	0-0

RECORD:	OVERALL	HOME	AWAY	NEUTRAL
ALL GAMES	3-0	0-0	3-0	0-0
CONFERENCE	0-0	0-0	0-0	0-0
NON-CONFERENCE	3-0	0-0	3-0	0-0

#	Player	gp	pts	min	avg	fg	3fg	ft	pts	reb	ast	blk	stl	pts	avg
21	Emily Engstler	5-5	130	26.0	26.48	542	9-13	692	2-4	500	13	35	48	9.6	10.0
14	Kianna Smith	5-5	129	25.8	24.51	471	10-24	417	1-3	333	5	12	17	3.4	11.1
10	Hailey Van Lith	5-5	127	27.4	22.50	440	5-17	294	3-7	429	2	13	15	3.0	5.0
23	Chelsie Hall	5-5	112	22.4	11.29	379	2-5	400	8-10	800	4	12	16	3.2	11.0
44	Olivia Cochran	5-5	102	20.4	14.31	452	0-0	000	4-4	1000	18	11	29	5.8	11.0
02	Ahlana Smith	5-0	77	15.4	15.31	484	1-8	125	0-0	000	2	5	7	1.4	2.0
05	Mykasa Robinson	5-0	96	19.2	10.14	714	0-0	000	3-6	500	6	16	22	4.4	11.0
11	Norika Konno	5-0	58	11.6	9.18	500	2-6	333	1-2	500	2	3	5	1.0	5.0
22	Liz Dixon	5-0	64	12.8	9.25	360	0-0	000	2-3	667	14	7	21	4.2	6.0
00	Ramoni Parker	3-0	11	3.7	4.6	667	1-2	500	1-1	1000	0	1	0.3	2.0	0.0
12	Peyton Verhulst	4-0	48	12.0	3.9	333	0-2	000	3-4	750	3	6	9	2.3	3.0
13	Merissa Russell	4-0	24	6.0	2.2	1000	0-0	000	2-2	1000	3	4	7	1.8	2.0
45	Sydni Schettnar	3-0	12	4.0	0.0	000	0-0	000	0-0	000	0	3	1.0	0.0	0.0
Team		2 4 6													
Total.....		5	1000	149-314	.475	30-77	.390	30-46	.652	74	132	206	41.2	79	1
Opponents.....		5	1000	84-249	.337	18-85	.212	41-57	.719	39	96	135	27.0	74	1

TEAM STATISTICS	LOU	OPP
SCORING	358	227
Points per game	71.6	45.4
Scoring margin	+26.2	-
FIELD GOALS-ATT	149-314	84-249
Field goal pct	.475	.337
3 POINT FG-ATT	30-77	18-85
3-pt FG pct	.390	.212
3-pt FG made per game	6.0	3.6
FREE THROWS-ATT	30-46	41-57
Free throw pct	.652	.719
F-Throws made per game	6.0	8.2
REBOUNDS	206	135
Rebounds per game	41.2	27.0
Rebounding margin	+14.2	-
ASSISTS	77	36
Assists per game	15.4	7.2
TURNOVERS	79	110
Turnovers per game	15.8	22.0
Turnover margin	+6.2	-
Assist/turnover ratio	1.0	0.3
STEALS	58	23
Steals per game	11.6	4.6
BLOCKS	23	6
Blocks per game	4.6	1.2
ATTENDANCE	40391	0
Home games-Avg/Game	5-8078	0-0
Neutral site-Avg/Game	-	0-0

Score by Periods	1st	2nd	3rd	4th	Totals
Louisville	97	93	86	82	358
Opponents	49	48	60	70	227

#	Player	gp	pts	min	avg	fg	3fg	ft	pts	reb	ast	blk	stl	pts	avg
14	Kianna Smith	3-3	76	25.3	14.33	424	6-12	500	1-2	500	2	6	8	2.7	1.0
22	Liz Dixon	3-0	46	15.3	14.18	778	0-0	000	3-5	600	4	7	11	3.7	3.0
10	Hailey Van Lith	3-3	79	26.3	9.28	321	0-8	000	6-6	1000	5	5	10	3.3	3.0
21	Emily Engstler	3-3	60	20.0	11.24	458	1-5	200	1-4	250	3	22	25	8.3	7.0
23	Chelsie Hall	3-3	56	18.7	8.16	500	2-5	400	0-0	000	3	9	12	4.0	6.0
44	Olivia Cochran	3-3	62	20.7	6.14	429	0-0	000	6-7	857	3	9	12	4.0	3.0
02	Ahlana Smith	3-0	34	11.3	8.11	727	2-3	667	0-0	000	0	2	2	0.7	4.0
05	Mykasa Robinson	3-0	59	19.7	6.12	500	0-1	000	2-4	500	2	6	8	2.7	3.0
11	Norika Konno	3-0	46	15.3	4.9	444	1-6	167	0-0	000	0	9	9	3.0	1.0
13	Merissa Russell	2-0	23	11.5	2.6	333	1-2	500	1-1	1000	1	3	4	2.0	2.0
12	Peyton Verhulst	3-0	39	13.0	2.9	222	1-4	250	0-0	000	2	4	6	2.0	2.0
00	Ramoni Parker	2-0	10	5.0	1-1	1000	0-0	000	0-0	000	1	2	3	1.5	0.0
45	Sydni Schettnar	2-0	10	5.0	0-1	000	0-0	000	0-0	000	0	1	0.5	2.0	0.0
Team		2 10 12													
Total.....		3	600	85-182	.467	14-46	.304	20-29	.690	28	95	123	41.0	37	0
Opponents.....		3	600	52-161	.323	13-48	.271	24-37	.649	23	71	94	31.3	30	0

TEAM STATISTICS	LOU	OPP
SCORING	204	141
Points per game	68.0	47.0
Scoring margin	+21.0	-
FIELD GOALS-ATT	85-182	52-161
Field goal pct	.467	.323
3 POINT FG-ATT	14-46	13-48
3-pt FG pct	.304	.271
3-pt FG made per game	4.7	4.3
FREE THROWS-ATT	20-29	24-37
Free throw pct	.690	.649
F-Throws made per game	6.7	8.0
REBOUNDS	123	94
Rebounds per game	41.0	31.3
Rebounding margin	+9.7	-
ASSISTS	45	30
Assists per game	15.0	10.0
TURNOVERS	44	56
Turnovers per game	14.7	18.7
Turnover margin	+4.0	-
Assist/turnover ratio	1.0	0.5
STEALS	26	19
Steals per game	8.7	6.3
BLOCKS	15	11
Blocks per game	5.0	3.7

* - Conference game

2021-22 Louisville Cardinals - Photo Roster



0 Ramani Parker
F | 6-4 | R-Sr.
Fresno, Calif.
(Montverde Academy)



2 Ahlana Smith
G | 5-9 | Sr.
Charlotte, N.C.
(Gulf Coast State)



3 Alexia Mobley
F | 6-2 | Fr.
Reynoldsburg, Ohio
(Reynoldsburg)



5 Mykasa Robinson
G | 5-7 | Sr.
Ashland, Ky.
(Ashland Blazer)



10 Hailey Van Lith
G | 5-7 | So.
Wenatchee, Wash.
(Cashmere)



11 Norika Konno
G | 5-10 | Jr.
Sendai, Japan
(Seiwa)



12 Payton Verhulst
G | 6-1 | Fr.
De Soto, Kan.
(Bishop Miege)



13 Merissah Russell
G | 5-11 | So.
Ottawa, Ontario
(Cairine Wilson)



14 Kianna Smith
G | 6-0 | R-Sr.
Moreno Valley, Calif.
(California)



21 Emily Engstler
F | 6-1 | Sr.
New York, N.Y.
(Syracuse)



22 Liz Dixon
F | 6-5 | Sr.
Memphis, Tenn.
(Georgia Tech)



23 Chelsie Hall
G | 5-7 | Gr.
Boca Raton, Fla.
(Vanderbilt)



44 Olivia Cochran
F | 6-3 | So.
Columbus, Ga.
(Carver)



45 Sydni Schetnan
F | 6-5 | Fr.
Sioux Falls, S.D.
(Washington HS)

Coaching Staff



Jeff Walz
Head Coach



Stephanie Norman
Associate Head Coach



Sam Purcell
Associate Coach



Jonneshia Pineda
Assistant Coach



Kate Tucker
Director of Operations



2021-22 Louisville Women's Basketball Combined Team Statistics All games

Page 1/1
as of Dec 12, 2021

Game Records

Record	Overall	Home	Away	Neutral
ALL GAMES	8-1	5-0	3-0	0-1
CONFERENCE	0-0	0-0	0-0	0-0
NON-CONFERENCE	8-1	5-0	3-0	0-1

Score by Periods

Team	1st	2nd	3rd	4th	OT	TOT
Louisville	157	163	159	137	5	621
Opponents	91	95	113	123	7	429

Team Box Score

No.	Player				Total		3-Point		F-Throw		Rebounds													
		GP-GS	MIN	AVG	FG-FGA	FG%	3FG-3FGA	3FG%	FT-FTA	FT%	OFF	DEF	TOT	AVG	PF	DQ	A	TO	BLK	STL	PTS	AVG		
14	SMITH, Kianna	9-9	235:16	26.1	41-93	.441	17-39	.436	2-5	.400	7	21	28	3.1	12	1	18	8	1	7	101	11.2		
10	VAN LITH, Hailey	9-9	251:34	28.0	35-92	.380	5-29	.172	20-25	.800	9	23	32	3.6	11	0	14	22	2	11	95	10.6		
21	ENGSTLER, Emily	9-9	210:18	23.4	38-79	.481	10-19	.526	3-8	.375	17	64	81	9.0	21	0	11	26	18	20	89	9.9		
23	HALL, Chelsie	9-9	204:33	22.7	21-54	.389	5-13	.385	15-17	.882	8	24	32	3.6	18	0	18	10	0	12	62	6.9		
44	COCHRAN, Olivia	9-9	190:53	21.2	23-53	.434	0-0	.000	11-14	.786	25	20	45	5.0	16	0	14	21	8	11	57	6.3		
22	DIXON, Liz	9-0	125:50	14.0	24-47	.511	0-0	.000	5-8	.625	18	16	34	3.8	12	0	6	8	4	2	53	5.9		
2	SMITH, Ahlana	9-0	122:06	13.6	23-43	.535	3-11	.273	2-2	1.000	3	7	10	1.1	7	0	5	7	4	3	51	5.7		
5	ROBINSON, Mykasa	9-0	185:38	20.6	17-28	.607	0-1	.000	7-14	.500	10	24	34	3.8	15	0	20	15	0	12	41	4.6		
11	KONNO, Norika	9-0	113:57	12.7	13-28	.464	3-12	.250	3-4	.750	3	13	16	1.8	6	0	11	7	1	4	32	3.6		
0	PARKER, Ramani	5-0	21:13	4.2	5-7	.714	1-2	.500	1-1	1.000	1	3	4	0.8	2	0	0	2	1	0	12	2.4		
12	VERHULST, Payton	8-0	89:46	11.2	6-19	.316	1-6	.167	3-4	.750	5	10	15	1.9	5	0	10	7	1	5	16	2.0		
13	RUSSELL, Merissah	7-0	52:02	7.4	4-8	.500	1-2	.500	3-3	1.000	4	8	12	1.7	4	0	1	5	0	0	12	1.7		
45	SCHETNAN, Sydni	5-0	21:55	4.4	0-1	.000	0-0	.000	0-0	.000	0	4	4	0.8	2	0	0	0	0	1	0	0.0		
Team											6	16	22					2						
Total		9	1825		250-552	.453	46-134	.343	75-105	.714	116	253	369	41.0	131	1	128	140	40	88	621	69.0		
Opponents		9	1825		158-470	.336	36-152	.237	77-108	.713	75	195	270	30.0	125	2	82	183	23	49	429	47.7		

Team Statistics

	LOU	OPP
Scoring	621	429
Points per game	69.0	47.7
Scoring margin	+21.3	-
Field goals-att	250-552	158-470
Field goal pct	.453	.336
3 point fg-att	46-134	36-152
3-point FG pct	.343	.237
3-pt FG made per game	5.1	4.0
Free throws-att	75-105	77-108
Free throw pct	.714	.713
F-Throws made per game	8.3	8.6
Rebounds	369	270
Rebounds per game	41.0	30.0
Rebounding margin	+11.0	-
Assists	128	82
Assists per game	14.2	9.1
Turnovers	140	183
Turnovers per game	15.6	20.3
Turnover margin	+4.8	-
Assist/turnover ratio	0.9	0.4
Steals	88	49
Steals per game	9.8	5.4
Blocks	40	23
Blocks per game	4.4	2.6
Winning streak	8	-
Home win streak	5	-
Attendance	40391	3882
Home games-Avg/Game	5-8078	3-1294
Neutral site-Avg/Game	-	1-2345

Team Results

Date	Opponent		Score	Att.
11/12/2021	vs Arizona	Lot	59-61	2345
11/16/2021	Bellarmine	W	82-25	7014
11/17/2021	UT Martin	W	62-30	6809
11/20/2021	at Washington	W	61-53	1884
11/23/2021	at Cal Poly	W	72-32	662
11/28/2021	at Colorado St.	W	71-56	1336
12/02/2021	Michigan	W	70-48	7309
12/05/2021	Belmont	W	80-66	7092
12/12/2021	Kentucky	W	64-58	12167