

2021-22 SCHEDULE/RESULTS

Date	Opponent	Time/Result
NOVEMBER		
Thur. 4	Union University (Tenn.) (Exh.)	W, 106-32
Fri. 12	No. 8 Arizona (ESPNU)	L, 59-61 (OT)
Tues. 16	Bellarmine (ACCNX)	W, 82-25
Wed. 17	UT Martin (ACCNX)	W, 62-30
Sat. 20	at Washington (Pac-12+)	W, 61-53
Tues. 23	at Cal Poly (ESPN+)	W, 72-32
Sun. 28	at Colorado State (MW Network)	W, 71-56
DECEMBER		
Thur. 2	No. 6 Michigan (ESPN)	W, 70-48
Sun. 5	Belmont (ACCN)	W, 80-66
Sun. 12	No. 14 Kentucky (ESPN)	W, 64-58
Thur. 16	Eastern Kentucky (ACCN)	W, 82-38
Sun. 19	No. 6 Connecticut (ESPN)	W, 69-64
Thur. 30	Boston College (ACCNX)*	W, 79-49
JANUARY		
Sun. 2	at No. 12 Georgia Tech (ACCN)*	W, 50-48
Thur. 6	Pittsburgh (ACCN)*	W, 81-39
Thur. 13	Syracuse (ACCNX)*	W, 84-71
Sun. 16	at Boston College (ACCN)*	W, 63-53
Thur. 20	at No. 3 N.C. State (ESPN)*	L, 59-68
Sun. 23	Wake Forest (ACCN)*	W, 72-60
Thur. 27	Florida State (ACCN)*	W, 75-62
Sun. 30	No. 21 Duke (ESPN)*	W, 77-65
FEBRUARY		
Tues. 1	at Miami (ACCNX)*	W, 69-66
Thur. 3	at Clemson (RSN)*	6 p.m.
Sun. 6	at Syracuse (RSN)*	12 p.m.
Thur. 10	Virginia (ACCNX)*	7 p.m.
Sun. 13	No. 20 Notre Dame (ESPN)*	2 p.m.
Thur. 17	at No. 24 North Carolina (RSN)*	6 p.m.
Sun. 20	Virginia Tech (ACCN)*	2 p.m.
Thur. 24	at Pittsburgh (ACCNX)*	6 p.m.
Sun. 27	at No. 20 Notre Dame (ESPN/ACCN)*	TBA
MARCH		
Wed-Sun. 2-6	@ACC Tournament	TBA

Home games are in bold | All Times Eastern

* = ACC

QUICK FACTS

Location	Louisville, Ky.
Founded / Enrollment	1798 / 22,298
Nickname / Colors	Cardinals / Red and Black
Conference	Atlantic Coast
Home Court (Capacity)	KFC Yum! Center (22,000)
Interim President	Lori Stewart Gonzalez
Interim Director of Athletics	Josh Heird
Senior Woman Administrator	Amy Calabrese
Head Coach	Jeff Walz (Northern Kentucky, '95)
Associate Head Coach	Stephanie Norman
Associate Coach	Sam Purcell
Assistant Coach	Jonnesia Pineda
Director of Operations	Kate Tucker
Assoc. Strength & Conditioning Coach	Beth Burns
Exec. Director/Player Relations	Adrienne Johnson
Video Coordinator/Graphic Design	LaMont Russell
All-Time Record	951-501 (.47th yr.)
All-Time NCAA Tournament Record	37-23 (23 Appearances)
SID - Nick Evans	c: (502) 807-9345
email: NickE@GoCards.com	
Athletics Department	(502) 852-5732
Basketball Office	(502) 852-8355
Sports Information Office	(502) 852-6581

LOUISVILLE

2021-22 WOMEN'S BASKETBALL



No. 4 Louisville Cardinals at Clemson Tigers

Game 22 • Thur., Feb. 3 • 6 p.m. ET • RSN • 790-AM WKRD • Clemson, S.C. • Littlejohn Coliseum

LOUISVILLE

Record: 19-2, 9-1
 NET: 4 SOS: 33
 Last Game: W, 69-66 at Miami
 Current Streak: W4
 Scoring Margin: +17.6
 Head Coach: Jeff Walz
 Record at UofL: 404-110 (15th year)
 Career Record: Same
 Leading Scorer: Van Lith (12.2)
 Leading Rebounder: Engstler (8.5)
 Assists Leader: Robinson (2.8)
 Blocks Leader: Engstler (1.6)
 Steals Leader: Engstler (2.6)
 Next Game: Sun., Feb. 6 at Syracuse

CLEMSON

Record: 7-14, 1-9
 NET: 116 SOS: 19
 Last Game: L, 69-62 vs. No. 12 Georgia Tech
 Current Streak: L3
 Scoring Margin: -4.0
 Head Coach: Amanda Butler
 Record at CU: 46-64 (4th year)
 Career Record: 276-223 (16th year)
 Leading Scorer: Washington (15.1)
 Leading Rebounder: Washington (7.0)
 Assists Leader: Washington (2.8)
 Blocks Leader: Saine (1.2)
 Steals Leader: Washington (1.9)
 Next Game: Sun., Feb. 6 at Virginia

STARTING FIVE

■ At 19-2, UofL is one win away from its 12th straight season with 20-plus wins to extend the program record. The longest run previously was three, achieved twice. The Cards have won at least 20 games in 13 of Walz's 14 seasons. Prior to Walz's arrival, Louisville had just 10 20-win seasons in its history.

■ Olivia Cochran scored 18 points, including the game-winner with 32 seconds left, in the win at Miami. She shot 8-15 from the floor and added five rebounds. In the last five games, three times she has scored at least 17 points, and she is tied for the team lead with 13.0 points per game, while pulling down 4.8 rebounds per game and shooting 61 percent from the floor and 12-14 (.857) from the stripe. She tied a career-high with 19 points on 8-12 shooting to lead the way for the Cardinals at NC State, while pulling down seven rebounds. She had 17 points on 6-10 shooting, 4-4 from the line, while adding six rebounds against Florida State. She has scored in double figures in six of the last 10 games after having just one double digit scoring effort in her first 10.






■ In the last four games, UofL has assisted on 78 of 109 field goals, good for 71.6 percent. In ACC play, UofL has assisted on 168 of 271 field goals, good for 62.0 percent. UofL assisted on 23 of 28 buckets in the win at Miami, good for 82.1 percent, which marked a season high. They assisted on 19 of 26 against Wake Forest, good for 73.1 percent, which marked the third highest assist percentage this season. They assisted on 17 of 23 (.739) field goals against UT Martin, their second highest mark. The Cardinals are averaging 16.8 assists per game in ACC play, which leads the league.

■ During Louisville's four-game winning streak they are averaging 73.2 points per game, while shooting 46.2 percent from the floor and 41.0 percent from beyond the arc. They have scored 70-plus points in three of four games and are 12-0 this season when scoring 70-plus points. They are 54-0 the past three seasons when scoring more than 70 points.

■ Louisville shot 11-32 from 3-point range in the win over Duke, which tied for their most makes and is their most attempts this season. They followed that by shooting 8-20 at Miami. The Cardinals are shooting 37.1 percent from deep on the season, which ranks second in the ACC and 11th in the country. In the last four games, Louisville is shooting 34-83 (.410) from deep.

Sports Information Office // University of Louisville // Louisville, KY 40292 // GoCards.com
 Phone: (502) 852-3085 // Fax: (502) 852-7401 // email: NickE@GoCards.com // Twitter: @UofLWBB

PROJECTED STARTERS (Based off last game)

10	Hailey VAN LITH	23	Chelsie HALL	14	Kianna SMITH	21	Emily ENGSTLER	44	Olivia COCHRAN										
																			
PPG	RPG	APG	MPG	PPG	RPG	APG	MPG	PPG	RPG	APG	MPG								
12.2	3.1	2.1	29.2	5.8	3.2	2.2	22.7	11.8	3.3	2.6	28.1	11.0	8.5	2.0	24.3	9.0	5.3	1.1	22.5

2021-22 Louisville Cardinals (19-2 Overall, 9-1 Atlantic Coast Conference)**Projected Starters (Based off last game)**

No.	Name	Pos.	Ht.	Yr.	Hometown	PPG	RPG	APG	Notes
10	Hailey Van Lith	G	5-7	So.	Wenatchee, Wash.	12.2	3.1	2.1	Named 2021-22 Preseason All-ACC
23	Chelsie Hall	G	5-7	Gr.	Boca Raton, Fla.	5.8	3.2	2.2	Season-high 15 points on 5-10 shooting vs. UK
14	Kianna Smith	G	6-0	R-Sr.	Moreno Valley, Calif.	11.8	3.3	2.6	Named to 2021-22 Drysdale Award Watch List
21	Emily Engstler	F	6-1	Sr.	New York, N.Y.	11.0	8.5	2.0	Named to Naismith Defensive POY Watchlist
44	Olivia Cochran	F	6-3	So.	Columbus, Ga.	9.0	5.3	1.1	Named to ACC All-Freshman Team

Reserves

0	Ramani Parker	F	6-4	R-So.	Fresno, Calif.	1.8	0.8	0.0	Career-high 10 points last season vs. Bellarmine
2	Ahlana Smith	G	5-9	Sr.	Charlotte, N.C.	4.8	0.9	0.7	Tied career-high with 13 points vs. Kentucky
3	Alexia Mobley	F	6-2	Fr.	Reynoldsburg, Ohio	-	-	-	Ranked as the No. 31 overall player in the '22 class
5	Mykasa Robinson	G	5-7	Sr.	Ashland, Ky.	3.8	3.6	2.8	Named to 2020-21 ACC All-Defensive Team
11	Norika Konno	G	5-10	Jr.	Sendai, Japan	3.4	1.5	1.3	Career-high six steals in NCAA First Round vs. Marist
12	Payton Verhulst	G	6-1	Fr.	De Soto, Kan.	3.8	2.0	0.8	Career-high 13 points on 3-4 3-pt shooting vs. Duke
13	Merissah Russell	G	5-11	So.	Ottawa, Canada	1.8	1.4	0.3	8 pts and 5 rebs in debut last year vs. SEMO
22	Liz Dixon	F	6-5	Sr.	Memphis, Tenn.	5.3	3.4	0.9	Scored 15 points on 7-9 shooting at Cal Poly
45	Sydni Schetnan	F	6-5	Fr.	Sioux Falls, S.D.	0.0	0.7	0.0	Ranked 10th best post player by espnW Hoop Gurlz

Pronunciation Guide:

Ramani (Rah-mah-nee), Ahlana (a-LAWN-uh), Mobley (MOW-blee), Mykasa (Mah-casa), Van Lith (LITH), Norika Konno (NO-rika Koh-NO), Verhulst (VUR-holst), Kianna (KEY-awna), Engstler (ENG-stlur), Schetnan (SHET-nan), Walz (Walls), Jonneshia Pineda (JO-nee-SHA PIN-ay-duh)

ABOUT THE TIGERS

Clemson enters Thursday's game with a 7-14 overall, 1-9 in ACC play. Their lone win in conference play is a 66-44 win at Wake Forest on Jan. 20. They have lost their last three games, but all three have been by single digits - at Florida State (L, 75-70), vs. Pitt (L-OT, 78-73), vs. No. 12 Georgia Tech (L, 69-62). They are scoring 64.2 points per game, which ranks 12th in the ACC, while giving up 68.2 points per game, which ranks 14th. Graduate Delicia Washington leads the Tigers and ranks seventh in the ACC with 15.1 points per game. She ranks third in the ACC with 129 field goals and 285 field goal attempts, sixth with 1.9 steals per game and ninth with 7.0 rebounds per game. Junior Amari Robinson is Clemson's only other double digit scorer with 10.2 points per game.

■ **Series History** - UofL is 9-3 all-time against Clemson. The Cardinals have won nine straight against the Tigers and all nine wins have come since joining the ACC. Louisville is 4-1 all-time at Clemson and 4-0 since joining the ACC. In the last matchup at Clemson on Jan. 2, 2020, the Cardinals won 75-50.

■ **Last Meeting (Jan. 10, 2021)** - Kianna Smith scored 17 points and No. 2 Louisville, after waiting out a late delay caused by COVID-19 protocols, beat Clemson 70-45. The Cardinals used a 15-2 run to build a 49-30 lead with 3:16 left in the third quarter. Clemson made only one of his 20 shots in the fourth quarter.

QUICK HITTERS

■ **The Past Five Seasons** - UofL is 141-17 (.892) over the last five seasons, which is tied with Baylor and UConn for the most wins during that span. They went 122-15 (.891) over the previous four seasons, which marks fewest losses and best winning percentage over four-year span in program history.

■ **In the ACC** - Over the past five seasons, the Cardinals are 76-11 (.874) in ACC regular season and tournament games combined. UofL is 68-8 (.895) in ACC regular season games. They are 36-4 (.900) in home games and 32-4 (.889) in road games.

■ **Come-From-Behind Win** - UofL rallied from nine points down (59-50) with 6:13 to go in the fourth quarter in the win at Miami, which marks their largest second half deficit overcome this season. They came from seven down (32-25) with 1:24 to go in the third quarter of the 50-48 win at Georgia Tech. They also trailed by five (47-42) with 2:56 to go in the fourth in that come-from-behind win.

■ **That's Balance** - Seven different players (Engstler - 7, K. Smith - 7, Van Lith - 7, Dixon - 2, Hall - 1, A. Smith - 1, Cochran - 1) have led the Cards in scoring. In wins over BC and Pitt, five players scored 10-plus points. In addition, five players have at least 41 assists - Robinson (55), K. Smith (54), Hall (46), Van Lith (43) and Engstler (41).

■ **Liz Perfect** - In the win over Wake Forest, Liz Dixon scored 12 points and was a perfect 5-5 from the floor and 2-2 from the free throw line. She added five rebounds. She followed that with seven points, five rebounds and four blocks in just 14 minutes against Florida State.

■ **FG%** - UofL is 16-0 when shooting a higher percentage than its opponent and 3-2 when not. The wins over Florida State, Duke and Miami marked the first, second and third time this season when Louisville has won when being outshot by its opponent.

■ **Walz Gets 400** - Head Coach Jeff Walz (404-110), already the winningest coach in program history, recorded his 400th career win at Boston College. He is one of 13 active head coaches to record 400 Division I wins at their first school.

GAMEDAY INFO

Date: Thursday, Feb. 3

Time: 6 p.m. ET

Site: Clemson, S.C. | Littlejohn Coliseum (9,000)

TV: RSN (Tom Werme, play-by-play; Tabitha Turner-Wilkins, analyst)

Radio: 790-AM WKRD (Nick Curran, play-by-play; Adrienne Johnson, analyst)

Last Meeting: W, 70-45 (Jan. 10, 2021 at KFC Yum! Center)

Series History: 9-3 (W9, 3-1 Home, 4-1 Away, 2-1 Neutral)

Series History w/ Walz: 9-0 (3-0 Home, 4-0 Away, 2-0 Neutral)

Team Statistics	Cards (19-2)	Clem (7-14)
Points per game	70.5	64.2
Scoring margin	+17.6	-4.0
Field goal percentage	.449	.392
3-Point FG-Attempts	130-350	98-360
3-point FG percentage	.371	.272
3-pt FG made per game	6.2	4.7
Free Throws-Attempts	199-270	237-354
Free throw percentage	.737	.669
FTs made per game	9.5	11.3
Rebounds per game	38.2	38.1
Rebounding margin	+6.0	+0.7
Assists per game	15.8	10.4
Turnovers per game	14.6	17.5
Turnover margin	+5.9	+0.4
Assist/turnover ratio	1.1	0.6
Steals per game	9.8	9.6
Blocks per game	4.4	3.9

'21-22 ACC/NCAA RANKINGS

ACC/NCAA Rank	Category	Stat
1/4.....	Won-Lost Percentage	90.5
3/9.....	Scoring Margin	+17.6
6/78.....	Scoring Offense	70.5
2/11.....	Scoring Defense	53.0
4/35.....	FG Percentage.....	44.9
5/41.....	FG Percentage Defense	36.4
2/11.....	3-Pt. FG Percentage	37.1
5/83.....	3-Pt. FG Percentage Defense	28.5
4/81.....	Free Throw Percentage	73.7
6/49.....	Rebound Margin	+6.2
3/36.....	Assists Per Game	15.8
5/52.....	Assist Turnover Ratio	1.1
2/21.....	Turnover Margin.....	+5.9
3/55.....	Steals Per Game	9.8
6/51.....	Blocks Per Game	4.4

ENGSTLER NAMED TO NAISMITH DEFENSIVE PLAYER OF THE YEAR WATCHLIST

Emily Engstler has been named to the 2022 Naismith Women's Defensive Player of the Year Watch List. She averages 11.0 points with a team-high 8.5 rebounds, 2.6 steals and 1.6 blocks per game, while shooting 46 percent overall and 25-of-53 (.472) from deep. She ranks second in the ACC with 2.6 steals per game, ranks third with 6.2 defensive rebounds per game and 8.5 rebounds per game and sixth with 1.6 blocks. She has led UofL in rebounds in 19 of 21 games.

■ **Ranked No. 25 ESPN Top 25, version 2.0** - Engstler was listed at No. 25 in ESPN's Top 25 Players, version 2.0. ESPN's Michelle Voepel had this to say about Engstler, "She is the perfect cog for the Cardinals, fitting in so well to their gritty style of play that you would almost think she spent her whole career there. Able to play all over the court and have an impact on all aspects of game."

■ **Seven Steals/Five Blocks** - She recorded seven steals against Pitt, which marked her career-high. It marked first time a UofL player has had seven steals in a game since Bria Smith did it twice during the 2014-15 season. Engstler had six steals in the win at BC, which is second time this season she's had six steals. She also had six vs. ECU. She had five blocks against FSU, which was first time a UofL player has had five blocks since Kylee Shook did it on Feb. 23, 2020 at Pitt.

■ **Double Doubles** - Engstler recorded her sixth double-double of the season with 19 points and 12 rebounds vs. Florida State. She added five blocks and two assists. She had a near triple-double with 12 points, 10 rebounds and seven steals vs. Pitt. She recorded her first double-double at UofL with 12 points and 14 rebounds vs. Bellarmine. She had 12 points and 10 rebounds in the first half alone against Bellarmine, becoming the first Cardinal since Myisha Hines-Allen to have a double-double in the first half. Hines-Allen did it twice in 2016-17.

HVL LEADS TEAM IN SCORING

Hailey Van Lith leads the team in scoring with 12.2 points per game. She has scored in double figures 15 times this season and in 12 of the last 15 games. Last season, she scored in double figures in 19 of 30 games, so overall she has scored in double figures in 34 of 51 games for her career. She has led the Cardinals in scoring seven times this season. Over the last seven games, she is averaging a team-high 14.4 points per game. She has made at least one 3-pointer in the last eight games and is 10-19 (.526) from deep in the last four games. She was 5-8 from beyond the arc in the win over Duke, which marked her season-high for threes made. Last season, she twice made a career-high six threes in games against Syracuse and Wake Forest.

KIANNA SMITH RANKS 2ND IN ACC IN 3-POINT SHOOTING PERCENTAGE

Kianna Smith led the way with 21 points on 8-13 shooting, 3-5 from deep, while adding a season-high seven assists in the win at Miami. She ranks second on the team with 11.8 points per game and seven times this season has led the team in scoring. She ranks second in the ACC with a 41.2 3-point field goal percentage and ranks 10th in the ACC with 1.9 made 3-pointers per game.

■ **MVP/Career-High** - She was named Basketball Hall of Fame Women's Showcase MVP after leading way with 16 points in win over UConn. She had 11 of her 16 points in the third quarter and shot 5-of-6 from the floor in the third. Against ECU, she notched a career-high 22 points on 8-11 shooting, 5-7 from 3-point range. Her previous career-high was 21, which she accomplished twice last season - in a 116-75 win over No. 20 DePaul in her Louisville debut on Dec. 4, 2020 and in a 85-70 win vs. Georgia Tech on Feb. 11, 2021. Her five 3-pointers against ECU marked a UofL high and tied her career-high, she also had five vs. Oregon on Feb. 8, 2019 while at California.

■ **Reaching 1,000 career points** - With 14 points against Belmont, Kianna Smith reached the 1,000-point plateau and now has 1,167 points in her collegiate career, between both Louisville and California. She has 567 points in her career at Louisville.

LOUISVILLE IS MYKASA ROBINSON

Over the last seven games, Robinson is averaging 4.0 points, 3.9 assists, 3.4 rebounds and 1.9 steals. In the win over Florida State, she finished with a season-high nine points on 3-5 shooting, 3-4 from the line. She also added four assists and four steals, while committing just one turnover. In the win over Wake Forest, she entered midway through the first quarter and her defense helped trigger a 32-0 run that stretched from the second to the third quarter. She finished the game with a season-high and team-high seven assists.

■ **ACC All-Defensive Team/Top Defender in NCAA** - Last season, Robinson was one of five players named to the ACC All-Defensive Team. ESPN.com's Mechelle Voepel also recognized Mykasa Robinson as one of the top 12 defenders in the country, "She makes this list as the quintessential "do the little things" player whose calling card is defense. Louisville star Dana Evans credits Robinson with bringing scrappiness to what is perennially one of the ACC's top defenses."

■ **Dana Praises Mykasa** - Following the win over Notre Dame last season, Dana Evans said this of Robinson, "She does everything, she can guard 1-5, she hustles for every loose ball, she gets every rebound that's in her area, she does everything that we need her to do. What she does doesn't always show up on the stat sheet, but she gets it done and that's why she is so valuable to our team."

■ **Versatility** - Robinson's combination of strength, speed and quickness, combined with an extremely high basketball IQ makes her one of the most versatile defenders in the ACC. Can guard positions 1-5 effectively. She drew 19 charges in 16 ACC games last season.

HEAD COACH JEFF WALZ

Head coach **Jeff Walz**, in his 15th season as a head coach, has compiled a 404-110 record as the Cardinals' leader. Walz and the Cardinals boast quite an astounding resumé that includes 10 trips to the NCAA Sweet 16, six trips to the Elite Eight, three trips to the final four and two trips to the national title game. Overall, he has compiled a 33-12 record in NCAA Tournament games and ranks ninth all-time and fifth among active coaches with a 73.3 NCAA Tournament winning percentage.



All of this for a program that had just four NCAA Tournament wins and had never reached a Sweet 16 prior to Walz being named head coach.

Walz is the all-time winningest coach in program history and averages 27.5 victories per season. He directed Louisville to a program-record 36 victories in 2017-18 en route to being named ACC Coach of the Year, 34 victories in 2008-09, 33 wins in 2013-14 and 32 wins in 2018-19. The Cardinals finished with 28 and 26 wins in the shortened 2019-20 and 2020-21 seasons.

The Cardinals have reached 20 wins 11 consecutive times and they have won at least 20 games in 13 of Walz's 14 seasons. The longest run previously was three, achieved twice, and UofL had just 10 20-win seasons in its 32 previous years.

Walz has led Louisville to four consecutive Atlantic Coast Conference regular season titles in 2018, 2019, 2020 and 2021, and over that four-year span, the Cardinals are a combined 122-15, which marks the fewest losses and best winning percentage over a four-year period in program history.

He also coached the ACC Player of the Year in five of six seasons as Myisha Hines-Allen won the award in 2016, Asia Durr in 2018 and 2019, and Dana Evans in 2020 and 2021. He also coached Angel McCoughtry to Big East Player of the Year honors in 2007.

After being hired as the Cardinals' head coach on March 27, 2007, the Bluegrass State native used little time to make a splash. His first year featured the program's first NCAA Sweet 16 and it culminated with Louisville earning the No. 12 ranking in the final ESPN/USA Today Coaches Poll. For his efforts, Walz was named the WBCA Maggie Dixon Rookie Coach of the Year.

Prior to taking the reins at Louisville, Walz spent five seasons at Maryland, including his final season as the associate head coach in 2006-07. The season prior, he helped lead the Terrapins to a school-record 34 wins and the program's first national title.

Walz has four children: daughter Kaeley, son Jacob, and daughters Lola and Lucy. He married the former Lauren Lueders in September of 2012, and the couple resides in Louisville.

Walz's Milestone Collegiate Victories

No.	Date	Score
1	11/10/07	Louisville 81, Ball State 62
50	2/17/09	Louisville 89, St. John's 60
100	11/22/11	Louisville 78, Austin Peay 60
150	11/11/13	Louisville 100, Quinnipiac 82
200	1/29/15	Louisville 78, Syracuse 58
250	1/15/17	Louisville 63, Miami 59
300	11/6/18	Louisville 102, WKU 80
350	1/23/20	Louisville 71, Virginia 56
400	1/16/22	Louisville 63, Boston College 53

Louisville Women's Basketball History

Before Walz	With Walz
1975-2007	2007-pres
(32 seasons)	(15th season)
Overall Record	Overall Record
547-391 (.583)	404-110 (.786)
NCAAT Record	NCAAT Record
4-11 (.267)	33-12 (.733)
Sweet 16 App.	Sweet 16 App.
0	10
Elite Eight App.	Elite Eight App.
0	6
Final Four App.	Final Four App.
0	3
NCAA Finalist	NCAA Finalist
0	2

LOCK DOWN DEFENSE

■ **Scoring Defense** - Louisville is limiting opponents to just 53.0 points per game, which ranks second in the ACC and 11th in the country. In eight of 21 games they have limited opponents to 49 points or less, including a program-record tying 25 points vs. Bellarmine.

■ **Smallest Point Total** - Nine times this season, UofL's defense has limited its opponent to the smallest point total of the season. The Cardinals limited Bellarmine to a program-record tying 25 points, UT Martin to a season-low 30 points, Cal Poly to a season-low 32, Michigan to a season-low 48, Kentucky to a season-low 58, Eastern Kentucky to a season-low 38, Boston College to a season-low 49, Georgia Tech to a season-low 48 and Pitt to a season-low 39.

■ **By the Quarter** - UofL's opponents are averaging just 12.6 points in the first quarter, 10.9 points in the second quarter, 13.9 in the third quarter and 15.3 in the fourth quarter.

■ **Forcing Turnovers** - Louisville is forcing 20.5 turnovers over game, which ranks first in the ACC and 25th in the country. The Cardinals have forced double digit turnovers every game this season and 12 times have forced more than 20 turnovers. They forced 35 turnovers in the win over Pitt, which is the program record for most turnovers forced in an ACC game.

■ **On Pace for All-Time Best Defense** - The Cardinals are giving up just 53.0 points per game, which is on pace to be the fewest points allowed per game in program history. The program record is 56.4 points per game allowed in 2019-20. In seven of the previous nine seasons, the Cardinals have allowed less than 60 points per game.

■ **Limiting All-Americans** - In the win over Kentucky, the Louisville defense limited consensus All-American Rhyne Howard to a season-low nine points. It marked her fewest points since she had eight points at Tennessee on Jan. 24, 2021. In the win over Michigan, UofL limited consensus All-American Naz Hillmon to a season-low 12 points.

■ **Allowing One Field Goal in a Quarter** - In the second quarter of UofL's win over Wake Forest, the Cardinals limited the Demon Deacons to one field goal (1-14). Five times this season, Louisville has limited an opponent to one field goal in a quarter. In back-to-back games, the Cardinals limited ECU to one field goal (1-7) in the third quarter and Kentucky to one field goal (1-13) in the third quarter. Louisville also limited Bellarmine to one field goal in the third (1-10) and fourth quarter (1-13).

■ **Allowing 55 points combined in back-to-back games** - Louisville allowed just 55 points combined in back-to-back victories over Bellarmine (W, 82-25) and UT Martin (W, 62-30), setting a program record for the fewest points allowed in a two-game stretch in program history. The previous record was 57 points in wins over Wagner (W, 106-32) on Dec. 21, 2012 and Tennessee State (W, 88-25) on Dec. 31, 2012.

■ **Fewest points allowed in program history** - UofL limited Bellarmine to 25 points, which tied the program record for fewest points allowed in a game. The Cards twice allowed 25 points previously - on Nov. 29, 1977 vs. Centre (W, 97-25) and on Dec. 31, 2012 vs. Tennessee State (W, 88-25).

■ **Lowest FG percentage allowed in Walz era** - They limited Bellarmine to 14.9 percent (7-47) shooting, which is the lowest field goal percentage allowed in the Jeff Walz era. The previous low was when they limited Tennessee State to 16.7 percent shooting (9-54) in that 88-25 win on Dec. 31, 2012.

70-PLUS POINTS/50 PERCENT SHOOTING

■ **70 Points** - Louisville is 12-0 when scoring 70-plus points this season. Last season, UofL went 21-0 when scoring 70 points or more and they are 54-0 the past three seasons. UofL is 283-23 when surpassing the 70-point mark under Walz.

■ **50 Percent** - UofL is 6-0 when shooting above 50 percent. Overall, they boast a 130-1 record when shooting 50 percent or better from the field under Walz.

LOUISVILLE PICKED SECOND IN ACC PRESEASON POLLS

UofL was picked second in the ACC after claiming four consecutive regular season titles. The Cardinals received seven first-place votes from the Blue Ribbon Panel for a total of 789 points and one first-place vote from the head coaches to finish with 207 points. The Cards and Wolfpack were the only two schools to receive first-place votes in the Blue Ribbon and Coaches' polls.

■ **Van Lith Named Preseason All-ACC, Verhulst to Newcomer Watch List** - Hailey Van Lith was named Preseason First Team All-ACC, while Payton Verhulst was named to the Newcomer Watch List.

RETURNING POINT PRODUCTION/STARTERS

After losing Dana Evans to graduation, UofL returns 50.4 points per game, which accounts for 65.5 percent of their production from last year. Entering the 2021-22 campaign, the Cards returned six players that made a combined 113 starts in a Louisville uniform (Van Lith - 30, Cochran - 25, Robinson - 22, K. Smith - 20, Dixon - 11, A. Smith - 5).

2021-22 ACC Preseason Blue Ribbon Poll

1. NC State	9. Miami
2. Louisville	10. Clemson
3. Georgia Tech	11. Boston College
4. Virginia Tech	12. Wake Forest
5. Florida State	13. Syracuse
6. Notre Dame	14. Pitt
7. North Carolina	15. Virginia
8. Duke	

21-22 NATIONAL RANKINGS

Associated Press Top 25

(Week 13)		
1	South Carolina (29)	20-1
2	Stanford	16-3
3	NC State (1)	19-2
4	Louisville	18-2
5	Indiana	14-2
6	Michigan	18-2
7	Tennessee	18-2
8	Arizona	15-3
9	Baylor	15-4
10	UConn	13-4
11	Iowa State	18-3
12	Georgia Tech	17-4
13	Texas	15-4
14	Georgia	16-4
15	LSU	18-4
16	BYU	18-1
17	Maryland	15-6
18	Oklahoma	18-3
19	Oregon	13-5
20	Notre Dame	16-4
21	Iowa	14-4
22	Florida Gulf Coast	19-1
23	Ohio State	15-4
24	North Carolina	16-4
25	Kansas State	16-5

Others receiving votes: Duke 39, Ole Miss 23, Virginia Tech 22, DePaul 14, Florida 9, Nebraska 8, Arkansas 3, Gonzaga 1, Dayton 1, Creighton 1

Coaches Poll

(Week 13)		
1	South Carolina (31)	20-1
2	Stanford (1)	16-3
3	NC State	19-2
4	Louisville	18-2
5	Michigan	19-2
6	Indiana	14-3
7	Tennessee	19-2
8	Arizona	15-3
9	UConn	13-4
10	Iowa State	18-3
11	Georgia	16-4
12	Baylor	15-4
13	Texas	15-4
14	Maryland	15-6
15	LSU	18-4
16	BYU	18-1
17	Georgia Tech	17-4
18	Oklahoma	18-3
19	Notre Dame	16-4
20	Florida Gulf Coast	19-1
21	Ohio State	16-4
22	Oregon	14-5
23	North Carolina	16-4
24	Iowa	14-5
25	Ole Miss	17-4

Others receiving votes: South Florida 31, Kansas State 29, Virginia Tech 20, UCF 18, Duke 18, Liberty 11, Gonzaga 10, Rhode Island 6, South Dakota 3, Nebraska 3, Drexel 2, Oregon State 2, Florida 2, Stony Brook 1

Louisville in the Polls

Date	AP	CP
Preseason	6	6
Nov. 15	10	n/a
Nov. 23	10	7
Nov. 29	10	5
Dec. 6	7	5
Dec. 13	6	4
Dec. 20	3	3
Dec. 27	3	2
Jan. 3	3	2
Jan. 10	3	2
Jan. 17	3	2

Date AP CP

Jan. 24	5	4
Jan. 31	4	4

STAYING IN THE AP TOP 10

UofL has remained in the AP Top 10 for 88 straight polls and the USA Today Top 10 for 87 straight polls, dating back to the 2017 preseason polls, both program records. Louisville has remained in the AP Top 25 for 117 straight weeks and the USA Today Top 25 for 118 weeks, both dating back to Jan. 11, 2016, also program records.

VS. AP TOP 25

UofL is 5-2 against AP Top 25 teams this season with a 70-48 win over No. 12 Michigan, a 64-58 win over No. 14 Kentucky, a 69-64 win over No. 7 UConn, a 50-48 win at No. 16 Georgia Tech and a 77-65 win over No. 21 Duke. Over the past five seasons, the Cardinals are 28-14 against AP Top 25 teams.

PRESEASON AP AND USA TODAY RANKINGS

UofL was ranked sixth in the 2021-22 Associated Press preseason poll. The Cardinals received 575 points, 14 points shy of fifth place NC State. They were also picked sixth in the USA Today poll with 642 points.

■ **Preseason Top 10** - It marks the seventh consecutive season that Louisville has been ranked in the top 10 of the AP preseason poll, the 10th time in the past 11 years and the 11th time in Walz's 15-year tenure. Prior to his arrival, the Cardinals had never been ranked in the AP preseason Top 10.

REACHING #1

Last season, on Jan. 18, UofL reached No. 1 in the AP and USA Today polls for the first time in program history. UofL is one of seven teams to be ranked No. 1 in the AP poll the last decade, joined by Baylor, UConn, Notre Dame, Oregon, South Carolina and Stanford.

ROSTER BREAKDOWN

Louisville returns nine players from last year’s team, brings in five newcomers and had three departures, including two-time ACC Player of the Year and WBCA All-American Dana Evans.

■ **Returnees** - In addition to the six players that have career starts, the Cardinals return Norika Konno, Ramani Parker and Merissah Russell. Robinson is the only four-year player for the Cardinals and last season was named to the ACC All-Defensive Team.

■ **Newcomers** - Louisville brings in Syracuse transfer Emily Engstler and Vanderbilt grad transfer Chelsie Hall, along with three freshmen Alexia Mobley, Sydni Schetnan and Payton Verhulst. Engstler was the ACC Co-Sixth Player of the Year last season, while Hall was a 1,000 point scorer at Vanderbilt and earned 2018 SEC All-Freshman team honors.

MOST UOFL VICTORIES

UofL’s 26 wins last year rank 10th all-time. The top eight and 11 of the 12 top win totals have come under Walz.

NON-CONFERENCE SUCCESS

All-time, Walz is 165-29 (.851) against nonconference foes in regular season play. They are 54-3 in non-conference play over the past five years. They had a 21-game non-conference regular season winning streak prior to the loss at Ohio State in 2019-20. Their previous loss was a 69-58 loss at No. 1 UConn on 2/12/18. UofL went 7-0 in non-conference play last season, which marked the second time in program history they have went undefeated against nonconference opponents in regular season play. They also finished undefeated in non-conference play (13-0) in 2018-19.

SUCCESS IN THE CLASSROOM

UofL achieved a collective 3.326 grade-point average for the 2021 fall semester, which marked the 15th straight semester they have earned better than a 3.0 cumulative GPA. Eleven student-athletes earned a 3.0 or better GPA, while 10 earned Red & Black Scholar Athlete status for a 3.25 or better cumulative GPA.

FOUR PLAYERS NAMED TO POSITION AWARD WATCH LISTS

Hailey Van Lith, Kianna Smith, Emily Engstler and Olivia Cochran were all named to their position award watch list. Louisville is one of five schools with a student-athlete on four of the five lists, joining South Carolina, Stanford, Tennessee and UConn. No school had a player on all five.

■ **Van Lith named to Nancy Lieberman Award Watch List** - Van Lith started every game for Louisville last season en route to being named to the ACC All-Freshman Team, ACC All-Tournament Team and the All-ACC Academic Team. She ranked third on the team with 11.2 points and 5.2 rebounds, while chipping in 2.1 assists per game. The Lieberman Award recognizes the top point guards.

■ **Kianna Smith named to Ann Meyers-Drysdale Award Watch List** - Smith played in 28 games with 20 starts in her first season as a Cardinal a year ago. She ranked second on the team with 11.4 points and third with 2.2 assists per game, and ranked eighth in the ACC with 55 made 3-point field goals. She was named to the ACC All-Tournament Team and the All-ACC Academic Team. The Meyers-Drysdale Award recognizes the top shooting guards.

■ **Emily Engstler named to Cheryl Miller Award Watch List** - Engstler transferred to Louisville after playing three seasons at Syracuse. Last season, she was named ACC Co-Sixth Player of the Year after nearly averaging a double-double with 10.5 points and 9.1 rebounds per game. She finished the season with seven double-doubles. The Miller Award recognizes the top small forwards.

■ **Olivia Cochran named to Katrina McClain Award Watch List** - Cochran was named to the All-ACC Freshman team last season after playing in 29 games with 25 starts, leading the team with 6.9 rebounds per game. She averaged 20.9 minutes, 9.9 points and 0.8 blocks. The McClain Award recognizes the top power forwards.

Most UofL Victories		
Year	Record	NCAA Postseason
2017-18	36-3	Final Four
2008-09	34-5	Runner-Up
2013-14	33-5	Elite Eight
2018-19	32-4	Elite Eight
2016-17	29-8	Sweet 16
2012-13	29-9	Runner-Up
2019-20	28-4	*No NCAA Tourney
2014-15	27-7	Sweet 16
2006-07	27-8	2nd Round
2020-21	26-4	Elite Eight
2015-16	26-8	2nd Round
2007-08	26-10	Sweet 16

CAREER 20-POINT GAMES

Liz Dixon (1 at UofL, 4 career) *at Georgia Tech		
Miami	1/26/21	21
Wake Forest*	2/10/19	22
Pitt*	2/7/19	21
Duke*	1/10/19	22
Emily Engstler (1 at UofL, 3 career) *at Syracuse		
UT Martin	11/17/21	20
vs. Louisville*	3/6/21	21
Notre Dame*	1/5/20	22

Chelsie Hall (9 career) *at Vanderbilt		
Kentucky*	1/17/21	24
at Tennessee*	2/23/20	20
Ole Miss*	2/9/20	21
Florida*	3/3/19	20
Tennessee State*	11/21/18	23
at Middle Tennessee*	11/9/18	23
at Alabama*	1/21/18	21
Belmont*	12/21/17	26
vs. Ball State*	11/20/17	25

Kianna Smith (5 at UofL, 7 career) *at California		
at Miami	2/1/22	21
Syracuse	1/13/22	20
Eastern Kentucky	12/16/21	22
Georgia Tech	2/21/21	21
vs. DePaul	12/4/20	21
Oregon*	2/8/19	20
vs. Virginia*	3/16/18	20

Hailey Van Lith (4)		
Syracuse	1/13/22	20
vs. Wake Forest	3/5/21	24
vs. DePaul	12/4/20	21
Eastern Kentucky	11/29/20	20

CAREER DOUBLE-DOUBLES

Olivia Cochran (5)		
vs. Northwestern	3/24/21	13 pts., 15 rebs.
vs. Syracuse	3/6/21	10 pts., 10 rebs.
at Wake Forest	1/24/21	10 pts., 11 rebs.
at Duke	12/9/20	11 pts., 12 rebs.
vs. DePaul	12/4/20	19 pts., 10 rebs.
Liz Dixon (2 at UofL, 6 career) *at Georgia Tech		
Florida State	1/17/21	10 pts., 10 rebs.
Western Kentucky	11/5/19	10 pts., 13 rebs.
Duke*	1/10/19	22 pts., 17 rebs.
Boston College*	1/3/19	12 pts., 10 rebs.
Georgia*	11/18/18	10 pts., 11 rebs.
Western Carolina*	11/14/18	13 pts., 10 rebs.
Emily Engstler (6 at UofL, 22 career) *at Syracuse		
Florida State	1/27/22	19 pts., 12 rebs.
at NC State	1/20/22	15 pts., 11 rebs.
Pitt	1/6/22	12 pts., 10 rebs.
Eastern Kentucky	12/16/21	11 pts., 10 rebs.
Michigan	12/2/21	18 pts., 14 rebs.
Bellarmine	11/16/21	12 pts., 14 rebs.
vs. South Dakota State*	3/21/21	18 pts., 12 rebs.
vs. Louisville*	3/6/21	21 pts., 10 rebs.
Pitt*	1/28/21	12 pts., 13 rebs.
at Louisville*	1/21/21	16 pts., 11 rebs.
North Carolina*	1/19/21	11 pts., 13 rebs.
Miami (FL)*	1/17/21	11 pts., 10 rebs.
at North Carolina*	12/17/20	18 pts., 10 rebs.
at North Carolina*	2/13/20	16 pts., 15 rebs.
at Virginia*	2/2/20	10 pts., 11 rebs.
Notre Dame*	1/5/20	22 pts., 15 rebs.
Michigan State*	12/20/19	13 pts., 17 rebs.
Michigan*	12/5/19	10 pts., 14 rebs.
Green Bay*	11/30/19	12 pts., 16 rebs.
Houston*	11/28/19	14 pts., 15 rebs.
Albany*	11/16/19	14 pts., 10 rebs.
UMES*	11/12/19	15 pts., 11 rebs.
Chelsie Hall (1 career) *at Vanderbilt		
vs. Tennessee State*	11/21/18	23 pts., 10 ast.
Kianna Smith (1)		
Northern Kentucky	1/1/21	11 pts., 10 rebs.
Hailey Van Lith (1)		
vs. ECU	11/29/20	20 pts., 11 ast.

VAN LITH NAMED TO NAISMITH TROPHY WATCH LIST, NO. 18 BY ESPN

Hailey Van Lith was named to the Naismith Trophy Watch List and was ranked No. 18 on ESPN's Top 25 women's basketball players list.

■ ESPN writer Katie Barnes on Van Lith, "At just 5-7, Van Lith was among the best rebounders on Louisville's squad last season. Her tenacity and physicality make her stand out on the court. Her 38.3% 3-point shooting led the Cardinals last season, and with the graduation of Dana Evans, look for Van Lith to increase her scoring. Louisville has been a perennial power in the ACC, and if Van Lith has a breakout season, the Cardinals could be serious contenders."

■ ESPN analyst Debbie Antonelli on Van Lith, "Trustworthy in late-game playmaking situations with elite handle, decisions and free throw shooting; shot-making abilities outside arc and inside lane; dangerous on the catch, aggressive first step make her hard to guard."

BEST FANS IN THE COUNTRY

Louisville is averaging 7,884 fans at the KFC Yum! Center this season, which tops the ACC and ranks fourth in the country. They had a season-high 12,167 fans vs. Kentucky, which marks the seventh largest attendance in women's basketball this season. It marked the largest attendance since they

had 12,193 vs. Miami on Feb. 7, 2019. Last season, UofL averaged 2,557 socially distanced fans, which ranked second in the country. They averaged 9,159 fans per game in 2019-20, which topped the ACC and ranked fifth in the country.

KFC Yum! Center Attendance

Year	Avg.	High	DI Rank
2010-11	10,859	22,152 vs. UK (12/5/10)	2nd
2011-12	10,670	16,483 vs. UConn (2/7/12)	2nd
2012-13	9,358	15,453 vs. UK (12/2/12)	3rd
2013-14	9,469	22,163 vs. UConn (3/3/13)	3rd
2014-15	9,515	14,862 vs. UK (12/7/14)	3rd
2015-16	9,503	16,524 vs. Cal (11/15/15)	4th
2016-17	8,256	12,245 vs. UK (12/4/16)	5th
2017-18	7,836	14,248 vs. FSU (1/21/18)	5th
2018-19	9,531	17,023 vs. UConn (1/31/19)	3rd
2019-20	9,062	12,086 vs. ND (1/26/20)	5th
2020-21*	2,557	2,989 vs. NCST (2/1/21)	2nd
2021-22	7,884	12,167 vs. Kentucky (12/12/21)	4th

*Fans limited due to covid protocols

HOME COURT ADVANTAGE

Louisville is 12-0 at home to start the season. It marks the third time in the last five years that the Cards have won at least their first 12 home games. They also won their first 12 in 2017-18 and 2018-19. Louisville is 177-18 all-time at the KFC Yum! Center, but they have never finished a season without at least one loss at the KFC Yum! Center. Louisville is 72-4 at home the past five seasons. Dating back to last season, UofL has won 14 straight at home. The longest home winning streak in program history is 17 games when they won their final five home games in 2016-17 and their first 12 in 2017-18.

■ **More on Home Court** - All-time at the venue, UofL holds a plus-22.2 scoring margin. Prior to last season's crowd being limited to 15 percent, Louisville was averaging 9,328 fans per contest and had welcomed over one million and a half fans through the doors of the KFC Yum! Center.

ROAD WARRIORS

UofL is 6-1 in true road games this season. They went 7-1 in true road games last season and are 48-6 over the past five seasons. Two of the six losses came to No. 1 teams (1/10/19 at No. 1 ND, L, 82-68; 2/12/18 at No. 1 UConn, L, 69-58).

FOURTH STRAIGHT ACC TITLE

Last season, UofL won its fourth straight ACC title and second straight outright title. It marked the ninth conference title in program history. Prior to this stretch, Louisville had never won consecutive regular season conference titles. The last two outright regular season titles are the first since they won the Conference USA regular season championship in 2000-01.

REPLACING DANA

Evans, the two-time ACC Player of the Year and WBCA All-American, finished with a career record of 122-15 (.891). She concluded her career at UofL with the fewest losses and best winning percentage in program history. She is the only player in program history to claim four regular season conference championships. She finished just three wins shy of tying the 2019-20 class (Bionca Dunham, Jazmine Jones, Jessica Laemmle, Kylee Shook) that finished 125-19 (.868) with the most wins in four years. Her 1,715 career points rank ninth all-time at Louisville, her 521 assists and 222 made 3-pointers rank sixth and her 85.8 free throw percentage is the program's all-time best.

■ Evans was selected by the Dallas Wings with the 13th pick of the 2021 WNBA Draft. She was later traded to the Chicago Sky, was named to WNBA All-Rookie Team and won a WNBA title.

THE LAST TIME LOUISVILLE ...**Defeated an AP Top 5 team:**

Feb. 13, 2020 - No. 4 NC State, W, 66-59

Defeated an AP Top 25 team:

January 30, 2022 - No. 21 Duke, W, 77-65

Scored 100 or more points:

Dec. 4, 2020 - No. 20 DePaul, W, 116-75

Scored less than 50 points:

Jan. 21, 2018 - No. 12 Florida State, L, 50-49

Allowed 100 or more points:

Dec. 20, 2009 - Kentucky, L, 101-67

Held a team to less than 50 points:

Jan. 6, 2022 - Pitt, W, 81-39

Won an overtime game:

Dec. 19, 2019 - at UT Martin, W, 71-63 (2OT)

Lost an overtime game:

Nov. 12, 2021 - vs. No. 15 Arizona, L, 61-59 (OT)

Played a double-overtime game:

Dec. 19, 2019 - at UT Martin, W, 71-63 (2OT)

THE LAST TIME UOFL HAD ...**A player score 30 points:**

47, Asia Durr vs. NC State (2/28/19)

A player score 35 points:

47, Asia Durr vs. NC State (2/28/19)

A player score 40 points:

47, Asia Durr vs. NC State (2/28/19)

Two players score 20 points in a game:

20, Kianna Smith; 20, Hailey Van Lith vs. Syracuse (1/13/22)

Three players score 20 points in a game:

21, Kianna Smith; 21, Hailey Van Lith; 20, Dana Evans vs. DePaul (12/4/20)

A player grab 15 boards:

15, Olivia Cochran vs. Northwestern (3/24/21)

A player grab 20 boards:

20, Angel McCoughtry vs. Syracuse (2/3/09)

Two or more players grab 10 rebounds in a game:

15, Kylee Shook; 12, Bionca Dunham vs. Oregon (11/30/19)

A player dish out 10 assists:

10, Dana Evans at Kentucky (12/15/19)

A player record five or more steals:

6, Emily Engstler at Boston College (1/16/22)

A player with five or more blocked shots:

5, Emily Engstler vs. FSU (1/27/22)

Two players record a double-double:

Dana Evans, Kylee Shook at Kentucky (12/15/19)

Three players record a double-double:

M. Hines-Allen, M. Moore, S. Fuehring vs. Va. Tech (2/9/17)

Six players score in double figures:

Cochran (17), Dixon (13), Evans (13), K. Smith (13), Van Lith (11), Balogun (10) vs. UNC (1/28/21)

Seven players score in double figures:

Durr (12), Fuehring (12), Jones (12), Dunham (11), Hines-Allen (11), Shook (11), Evans (10) vs. TSU (12/12/17)

A player records a triple-double:

11 pts., 11 rbs., 10 assts. Mariya Moore vs. Syracuse (12/29/16)

A player with 7 or more 3-pointers:

7, Dana Evans at Boston College (1/16/20)

A player with 10 or more made free throws:

11, Hailey Van Lith vs. Arizona (11/12/21)

A player hit a last-second shot to win a game:

Emily Engstler, :03.3 at No. 16 Georgia Tech, 50-48 (1/2/21)

WALZ IN THE BIG DANCE

Walz boasts a 33-12 record in NCAA Tourney games. He is ninth all-time in winning percentage and 5th among active coaches. He has directed UofL to a pair of national runner-up finishes (2009, 2013), three Final Fours (2009, 2013, 2018), six Elite 8's, 10 trips to the Sweet 16 and 12 NCAA Tournaments.

NCAA Tournament All-Time Winning Percentage			
No.	Coach	Record	Years
1.	Geno Auriemma, UConn	.856 (125-21)	1989-pres
2.	Pat Summitt, Tennessee	.830 (112-23)	1982-2012
3.	Kim Mulkey, Baylor	.768 (53-16)	2001-pres
4.	Vic Schaefer, Miss. St./Texas	.760 (19-6)	1990-pres
5.	Linda Sharp, USC/Texas St.	.760 (19-6)	1982-1997
6.	Leon Barmore, Louisiana Tech	.747 (56-19)	1983-2002
7.	Tara VanDerveer, OSU, Stan	.744 (93-32)	1982-pres
8.	Muffet McGraw, Notre Dame	.736 (67-24)	1987-2020
9.	Jeff Walz, Louisville	.733 (33-12)	2008-pres
10.	Brenda Frese, Maryland	.698 (37-16)	2002-pres

WALZ NAMED WBCA COY FINALIST, NAISMITH COY SEMIFINALIST

Last season, head coach Jeff Walz was named a WBCA Coach of the Year Finalist and a Werner Ladder Naismith Coach of the Year Semifinalist. Despite losing five seniors from the 2019-20 team and having just one player named to the All-ACC first or second team, Walz led the Cardinals to their fourth straight ACC regular season title. Louisville won its first 16 games and reached No. 1 in the Associated Press and USA Today polls for the first time in program history.

NORMAN NAMED WBCA DIVISION I ASSISTANT COACH OF THE YEAR

Last year, associate head coach Stephanie Norman was named the 2021 Division I Assistant Coach of the Year. Norman, now in her 15th year at Louisville and her 10th as associate head coach, has served on the Cardinals' staff since the hiring of head coach Jeff Walz.

MELTING POT

Of the 14 student-athletes on its roster, 11 are from different states (California, Florida, Georgia, Kansas, Kentucky, New York, North Carolina, Ohio, South Dakota, Tennessee, Washington). Norika Konno is from Sendai, Japan and Merissah Russell is from Ottawa, Ontario.

CARDINALS SIGN BROWN, HARRIS, LESTER AND WALKER TO 2022 CLASS

Jalyn Brown, a 6-foot guard from Baltimore, Md., Nyla Harris, a 6-foot-2 forward from Windermere, Fla., Imani Lester, a 6-foot-3 forward from Raleigh, N.C. and Zyanna Walker, a 5-foot-8 guard from Wichita, Kan., have signed National Letters of Intent with the Louisville women's basketball program. Collegiate Girls Basketball Report ranks the 2022 class fourth nationally and first in the Atlantic Coast Conference.

■ **Brown** comes to Louisville from St. Frances Academy, the same high school that brought Angel McCoughtry. She is a four-star prospect and is ranked No. 78 overall and the No. 12 ranked wing by espnW HoopGurlz. She is also ranked the fifth best player in Maryland by Prep Girls Hoops. After spending her first two years at Riverdale Baptist in Upper Marlboro, Brown averaged 20.6 points and six rebounds as a junior at St. Frances, which played a condensed season because of the coronavirus pandemic.

■ **Harris** is a five-star prospect and is ranked No. 34 overall by espnW HoopGurlz and Prep Girls Hoops. espnW HoopGurlz also ranks Harris as the eighth best forward in the 2022 class. She was named the MaxPreps Player of the Year as a sophomore after averaging 11.3 points and 6.2 rebounds per game. She tallied 20 points, five rebounds and three blocks to lead Lake Highland Prep to a Florida 4A State Championship as a sophomore. On Wednesday, the Atlanta Tipoff Club announced that she was named to the 2022 Naismith High School Trophy Underclassmen Girls Watch List.

■ **Lester** is a four-star prospect and is ranked No.57 overall and the eighth best post player by espnW HoopGurlz. Lester has played varsity basketball since the seventh grade and reached 1,000 career points in her freshman season at North Raleigh Christian Academy. She was named to the NCISAA 4A All-State team and the TISAC Player of the Year in 2019. Lester averaged 16 points, 12 rebounds, four blocks, four assists and two steals per game as a junior. She helped lead North Raleigh Christian Academy to the N.C. Independent School Athletic Association 4A state championship game and led the team with 16 points. Her father Avie Lester played at NC State and is the head coach at North Raleigh Christian Academy.

■ **Walker** is a four-star prospect and is ranked as high as No. 15 by Prep Girls Hoops. espnW HoopGurlz ranked her No. 38 overall and the No.10 guard in the class. Considered the top girls basketball player in Wichita, Walker averaged more than 20 points per game before tearing her ACL in her sophomore season. After a year of rehab, she tore her meniscus in the same leg, which forced her to miss her junior season. Walker was named Kansas Basketball Coaches Association Class 6A Second Team All-State as a sophomore. On Wednesday, the Atlanta Tipoff Club announced that she was named to the 2022 Naismith High School Trophy Underclassmen Girls Watch List.

TOP TEAM EFFORTS UNDER JEFF WALZ

Most points scored in a game: 116 vs. DePaul, 12/4/20 (UofL 116, DePaul 75)

Most field goals made in a game: 49 vs. DePaul, 12/4/20 (UofL 116, DePaul 75)

Most 3-point field goals made in a game: 18 vs. Syracuse, 2/11/12 (UofL 89, SU 62)

Most free throws made in a game: 32 vs. Rutgers, 1/11/09 (UofL 64, RU 59)

Most free throws attempted in a game: 42 vs. Rutgers, 1/11/09 (UofL 64, RU 59)

Most total rebounds in a game: 68 vs. Loyola-Chicago, 11/9/13 (UofL 101, LC 54)

Most assists in a game: 28 vs. Ball State, 12/17/13 (UofL 105, BSU 67); vs. Chattanooga, 3/18/17 (UL 82, UTC 62)

Most steals in a game: 24 vs. BYU, 3/21/15 (UofL 86, BYU 53)

Most blocked shots in a game: 11 vs. DePaul, 12/4/20 (UofL 116, DePaul 75); vs. TSU, 12/2/18 (UofL 107, TSU 52)

Fewest turnovers in a game: 3 vs. Oregon State, 3/26/18 (UofL 76, OSU 43)

Fewest points allowed in a game: 25 vs. Bellarmine, 11/16/21 (UofL 82, BU 25); vs. Tennessee State, 12/31/12 (UofL 88, TSU 25)

Largest margin of victory: 74 vs. Wagner, 12/21/12 (UofL 106, WC 32)

Highest field goal percentage in a game: .678 (40-59) vs. IPFW, 11/29/10 (UofL 100, IPFW 79)

Highest 3-point percentage in a game (min. 8 attempts): .714 (10-14) vs. Rutgers, 3/8/09 (UofL 87, RU 82, 2 OT)

Lowest field goal percentage allowed: .149 (7-47) Bellarmine, 11/16/21 (UofL 82, BU 25)

HONORS**Olivia Cochran**

2021-22 Katrina McClain Award Watch List
2020-21 ACC All-Freshman Team

Liz Dixon

2020-21 All-ACC Academic Team
2018-19 ACC All-Freshman Team (Georgia Tech)

Emily Engstler

2022 Naismith Defensive Player of the Year Watchlist
Ranked No. 25 on ESPN's Top 25 Players List, Version 2.0
2021-22 Cheryl Miller Award Watch List
2021 ACC All-Tournament Second Team
2020-21 ACC Co-Sixth Player of the Year (Syracuse)

Chelsie Hall

2019-20 SEC Community Service Team (Vanderbilt)
2017-18 SEC All-Freshman Team (Vanderbilt)

Mykasa Robinson

2020-21 All-ACC Academic Team
2020-21 ACC All-Defensive Team

Kianna Smith

2021 Women's Basketball Hall of Fame Showcase Most Outstanding Player
2021-22 Ann Meyers-Drysdale Award Watch List
2021 ACC All-Tournament First Team
2020-21 All-ACC Academic Team
2020-21 Preseason ACC Newcomer Watch List

Hailey Van Lith

Ranked No. 18 on ESPN's Top 25 Players List
2021-22 Naismith Trophy Watch List
2021-22 Nancy Lieberman Award Watch List
2021-22 Preseason All-ACC
2021 ACC All-Tournament First Team
2020-21 All-ACC Academic Team
2020-21 ACC All-Freshman Team
2020-21 Preseason ACC Newcomer Watch List
2020-21 Naismith Award Watch List
2020-21 Lieberman Award Watch List

Jeff Walz

2020-21 Naismith Coach of the Year Semifinalist
2019-20 Naismith Coach of the Year Semifinalist
2019 USA Basketball National Coach of the Year
2018-19 Naismith Coach of the Year Semifinalist
2017-18 ACC Coach of the Year
2017-18 Naismith Coach of the Year Semifinalist

2021-22 Women's Basketball Results

RECORD: 19-2 Overall (Home: 12-0; Away: 6-1; Neutral: 1-1; ACC: 9-1)

Date	Opponent	Dec.	Result	Margin	Rec.	High Scorer	High Rebounder	High Assists	Attendance
N 12	vs. Arizona ^	L	59-61 (OT)	-2	0-1	Van Lith - 19	Engstler - 8	Hall, Robinson - 3	2,345
N 16	vs. Bellarmine	W	82-25	+57	1-1	Engstler - 12	Engstler - 14	Verhulst - 4	7,014
N 17	vs. UT Martin	W	62-30	+32	2-1	Engstler - 20	Cochran - 7	Hall, K. Smith, Van Lith, Verhulst - 3	6,809
N 20	at Washington	W	61-53	+8	3-1	Dixon, K. Smith - 13	Engstler - 8	Hall - 4	1,884
N 23	at Cal Poly	W	72-32	+40	4-1	Dixon - 15	Engstler - 9	Robinson, Smith - 4	662
N 28	at Colorado State	W	71-56	+15	5-1	K. Smith, A. Smith - 11	Engstler - 8	Cochran - 6	1,336
D 2	vs. Michigan	W	70-48	+22	6-1	Engstler - 18	Engstler - 14	Robinson - 4	7,309
D 5	vs. Belmont	W	80-66	+14	7-1	Van Lith - 16	Engstler - 8	K. Smith - 5	7,092
D 12	vs. Kentucky	W	64-58	+6	8-1	Hall - 15	Engstler - 10	Robinson - 3	12,167
D 16	vs. Eastern Kentucky	W	82-38	+44	9-1	K. Smith - 22	Engstler - 19	Hall, Konno, Robinson - 4	6,937
D 19	vs. UCONN ^	W	69-64	+5	10-1	K. Smith, Van Lith - 16	Engstler - 6	Hall, K. Smith, Van Lith - 3	8,204
D 30	vs. Boston College	W	79-49	+30	11-1	Engstler - 14	Dixon, Engstler - 7	Engstler, Konno - 4	7,709
J 2	at Georgia Tech	W	50-48	+2	12-1	Engstler - 14	Cochran - 13	K. Smith - 3	1,918
J 6	vs. Pittsburgh	W	81-39	+42	13-1	Engstler, Van Lith - 12	Engstler - 10	Hall - 5	6,703
J 13	vs. Syracuse	W	84-71	+13	14-1	K. Smith, Van Lith - 20	Engstler - 8	Engstler, K. Smith - 5	7,307
J 16	at Boston College	W	63-53	+10	15-1	K. Smith - 18	Engstler - 7	Robinson - 4	1,066
J 20	at NC State	L	59-68	-9	15-2	Cochran - 19	Engstler - 11	Van Lith - 4	5,500
J 23	vs. Wake Forest	W	72-60	+12	16-2	Van Lith -17	Engstler - 8	Robinson - 7	8,802
J 27	vs. Florida State	W	75-62	+13	17-2	Engstler - 19	Engstler - 12	K. Smith - 5	7,755
J 29	vs. Duke	W	77-65	+12	18-2	Van Lith - 17	Engstler, K. Smith - 5	Dixon, Hall, Robinson, K. Smith, Van Lith -3	9,001
F 1	at Miami	W	69-66	+3	19-2	K. Smith - 21	Engstler - 9	K. Smith - 7	-

Louisville Women's Basketball Game-by-Game Team Statistics

Teams	FG-FGA	Pct	3FG-FGA	Pct	FT-FTA	Pct	O	D	Reb	PF-D	A	TO	Blk	Stl	1Q	2Q	3Q	4Q	OT	TOT
Arizona	22-60	.367	5-19	.263	12-14	.857	13	28	41	21-1	16	17	6	7	8	17	16	13	7	61
Louisville	15-56	.286	2-11	.182	25-30	.833	14	26	40	21-0	6	17	2	4	9	13	18	14	5	59
Bellarmine	7-47	.149	2-12	.167	9-12	.750	10	14	24	15-1	3	29	0	5	10	4	4	7		25
LOUISVILLE	37-70	.529	5-21	.238	3-7	.429	22	32	54	14-0	21	20	5	15	28	20	16	18		82
UT Martin	11-40	.275	2-16	.125	6-8	.750	4	20	24	13-0	6	18	0	6	5	6	11	8		30
LOUISVILLE	23-52	.442	7-13	.538	9-12	.750	10	26	36	16-0	17	11	7	8	18	14	16	14		62
Washington	21-53	.396	6-16	.375	5-9	.556	9	27	36	9-0	11	20	8	4	15	8	15	15		53
Louisville	26-63	.413	2-10	.200	7-11	.636	9	26	35	10-0	12	9	4	8	13	20	21	7		61
Cal Poly	12-59	.203	2-17	.118	6-9	.667	12	24	36	11-0	9	23	1	8	9	7	7	9		32
Louisville	31-66	.470	7-26	.269	3-5	.600	12	37	49	8-0	19	20	7	12	14	20	18	20		72
Colorado State	19-49	.388	5-15	.333	13-19	.684	2	20	22	10-0	10	13	2	7	10	15	15	16		56
Louisville	28-53	.528	5-10	.500	10-13	.769	7	32	39	19-0	14	15	4	6	24	17	16	14		71
Michigan	17-46	.370	2-15	.133	12-16	.750	6	20	26	15-0	7	24	3	6	9	6	19	14		48
LOUISVILLE	29-64	.453	9-20	.450	3-5	.600	15	24	39	22-0	13	19	3	15	15	24	17	14		70
Belmont	28-62	.452	9-29	.310	1-1	1.000	8	16	24	14-0	9	18	0	6	12	12	20	22		66
LOUISVILLE	34-63	.540	5-10	.500	7-10	.700	14	26	40	9-0	17	16	2	10	17	22	25	16		80
Kentucky	21-54	.389	3-13	.231	13-20	.650	11	26	37	18-1	11	21	3	0	13	20	6	19		58
LOUISVILLE	26-65	.400	4-13	.308	8-12	.667	13	24	37	18-1	9	13	6	10	19	13	12	20		64
Eastern Kentucky	12-47	.255	5-16	.313	9-13	.692	7	20	27	8-0	6	25	2	8	10	18	5	5		38
LOUISVILLE	33-65	.508	11-27	.407	5-6	.833	12	30	42	14-0	23	13	5	15	25	26	19	12		82
UConn	27-64	.422	3-15	.200	7-10	.700	17	20	37	17-0	12	14	2	4	16	12	17	19		64
Louisville	22-51	.431	8-15	.533	17-20	.850	10	22	32	15-0	12	13	2	6	9	16	17	27		69
Boston College	17-48	.354	2-15	.133	13-26	.500	9	24	33	16-0	7	21	2	4	11	13	13	12		49
LOUISVILLE	30-64	.469	5-15	.333	14-21	.667	13	27	40	20-0	17	11	2	11	12	23	24	20		79
Georgia Tech	15-46	.326	8-17	.471	10-18	.556	9	25	34	15-1	12	22	1	6	11	9	12	16		48
Louisville	19-52	.365	5-16	.313	7-16	.438	12	24	36	18-1	9	17	6	10	3	17	7	23		50
Pittsburgh	14-54	.259	2-9	.222	9-15	.600	14	29	43	17-0	9	35	5	7	8	5	12	14		39
LOUISVILLE	28-70	.400	8-21	.381	17-18	.944	13	30	43	15-0	17	15	5	19	19	21	23	18		81
Syracuse	26-54	.481	8-17	.471	11-14	.786	9	22	31	16-0	10	20	1	4	18	17	21	15		71
LOUISVILLE	34-66	.515	7-17	.412	9-10	.900	11	20	31	9-0	22	10	3	11	23	17	19	25		84
Boston College	21-56	.375	2-15	.133	9-16	.563	17	19	36	15-0	13	24	4	10	20	5	14	14		53
Louisville	26-58	.448	4-10	.400	7-11	.636	16	22	38	22-0	13	21	6	11	10	22	16	15		63
NC State	23-55	.418	6-19	.316	16-19	.842	13	29	42	15-0	14	15	3	4	15	6	16	31		68
LOUISVILLE	25-69	.362	2-12	.167	7-12	.583	18	21	39	19-0	12	12	4	7	18	16	17	8		59
Wake Forest	16-54	.296	9-21	.429	19-27	.704	17	16	33	15-0	8	17	2	6	22	4	11	23		60
LOUISVILLE	26-51	.510	8-15	.533	12-14	.857	9	25	34	23-0	19	17	2	9	21	23	19	9		72
Florida State	25-55	.455	2-9	.222	10-13	.769	10	25	35	17-1	12	17	5	3	10	15	23	14		62
LOUISVILLE	26-63	.413	7-16	.438	16-19	.842	14	21	35	9-0	16	8	9	6	13	23	21	18		75
Duke	21-43	.488	8-15	.533	15-21	.714	6	20	26	17-1	7	20	1	6	14	13	20	18		65
LOUISVILLE	29-61	.475	11-32	.344	8-9	.889	11	17	28	22-1	20	15	4	7	25	20	15	17		77
Miami	24-51	.471	5-17	.294	13-17	.765	9	20	29	12-0	14	17	3	6	18	17	14	17		66
Louisville	28-61	.459	8-20	.400	5-9	.556	15	20	35	16-0	23	15	4	5	19	16	11	23		69

Team Extended Statistics

No.	Player	Total					3-Point		F-Throw		Rebounds																	
		GP-GS	MIN	AVG	FG-FGA	FG%	3FG-3FGA	3FG%	FT-FTA	FT%	OFF	DEF	TOT	AVG	PF	DQ	A	A/G	TO	TO/G	A/TO	BLK	BLK/G	STL	STL/G	PTS	AVG	
10	VAN LITH, Hailey	21-21	613:02	29.2	97-241	.402	25-75	.333	37-47	.787	20	45	65	3.1	29	0	43	2.05	43	2.05	1.00	2	0.10	22	1.05	256	12.2	
14	SMITH, Kianna	21-21	589:45	28.1	100-224	.446	40-97	.412	8-12	.667	18	52	70	3.3	32	1	54	2.57	25	1.19	2.16	4	0.19	15	0.71	248	11.8	
21	ENGSTLER, Emily	21-21	509:33	24.3	90-197	.457	25-53	.472	27-38	.711	48	130	178	8.5	54	1	41	1.95	55	2.62	0.75	34	1.62	54	2.57	232	11.0	
44	COCHRAN, Olivia	20-19	449:29	22.5	68-132	.515	1-3	.333	42-56	.750	51	54	105	5.3	42	0	21	1.05	44	2.20	0.48	16	0.80	17	0.85	179	9.0	
23	HALL, Chelsie	21-21	476:47	22.7	45-118	.381	8-33	.242	24-29	.828	19	49	68	3.2	36	0	46	2.19	26	1.24	1.77	0	0.00	33	1.57	122	5.8	
22	DIXON, Liz	21-2	314:57	15.0	47-88	.534	0-0	.000	18-22	.818	37	35	72	3.4	27	0	19	0.90	14	0.67	1.36	15	0.71	7	0.33	112	5.3	
2	SMITH, Ahlana	20-0	296:18	14.8	39-90	.433	12-37	.324	6-8	.750	5	13	18	0.9	28	0	13	0.65	26	1.30	0.50	9	0.45	10	0.50	96	4.8	
5	ROBINSON, Mykasa	20-0	412:31	20.6	31-59	.525	0-2	.000	13-27	.481	24	47	71	3.6	35	0	55	2.75	35	1.75	1.57	1	0.05	28	1.40	75	3.8	
12	VERHULST, Payton	20-0	228:37	11.4	27-63	.429	10-23	.435	11-15	.733	9	30	39	2.0	21	0	15	0.75	12	0.60	1.25	6	0.30	12	0.60	75	3.8	
11	KONNO, Norika	15-0	185:22	12.4	21-45	.467	6-20	.300	3-4	.750	5	17	22	1.5	11	0	20	1.33	10	0.67	2.00	4	0.27	6	0.40	51	3.4	
0	PARKER, Ramani	8-0	31:60	4.0	6-10	.600	1-2	.500	1-1	1.000	2	4	6	0.8	5	0	0	0.00	3	0.38	0.00	1	0.13	0	0.00	14	1.8	
13	RUSSELL, Merissah	12-0	91:28	7.6	5-15	.333	2-5	.400	9-11	.818	5	12	17	1.4	9	0	4	0.33	8	0.67	0.50	0	0.00	0	0.00	21	1.8	
45	SCHETNAN, Sydni	6-0	25:11	4.2	0-1	.000	0-0	.000	0-0	.000	0	4	4	0.7	2	0	0	0.00	0	0.00	0.00	0	0.00	1	0.17	0	0.0	
Total		21	4225		576-1283	.449	130-350	.371	199-270	.737	270	532	802	38.2	331	2	331	15.76	307	14.62	1.08	92	4.38	205	9.76	1481	70.5	
Opponents		21	4225		399-1097	.364	96-337	.285	218-317	.688	212	464	676	32.2	305	5	206	9.81	430	20.48	0.48	54	2.57	117	5.57	1112	53.0	

Louisville Women's Basketball Specialty Statistics

GAME	Points in Paint	Points Off TO	2nd Chance	Fast Break	Bench	Largest Lead	Largest Deficit	Times Tied	Lead Changes	Margins Half	Margins Final
vs. Arizona ^	24/24	13/9	12/7	15/4	12/11	4 (1st, 8:13)	7 (2nd, 3:18)	11	9	-3	-2
vs. Bellarmine	52/10	32/6	24/2	20/0	42/11	57 (4th, 0:57)	0 (1st, 10:00)	0	0	+34	+57
vs. UT Martin	26/18	23/8	8/2	6/0	24/0	33 (4th, 4:24)	0 (1st, 10:00)	0	0	+21	+32
at Washington	34/30	17/13	7/8	18/8	19/15	16 (3rd, 3:13)	5 (1st, 6:47)	4	2	+10	+8
at Cal Poly	30/10	27/8	15/2	13/4	34/22	40 (4th, 0:17)	4 (1st, 8:23)	1	1	+18	+40
at Colorado State	20/16	14/10	6/0	5/5	32/17	21 (4th, 3:21)	0 (1st, 10:00)	0	0	+16	+15
vs. Michigan	32/28	32/11	16/7	9/0	16/10	26 (4th, 3:21)	5 (1st, 6:33)	2	1	+24	+22
vs. Belmont	46/28	18/12	16/4	10/6	20/14	23 (3rd, 0:09)	0 (1st, 10:00)	3	0	+15	+14
vs. Kentucky	32/28	21/9	8/6	8/6	18/8	10 (2nd, 8:14)	2 (1st, 9:05)	4	5	-1	+6
vs. Eastern Kentucky	38/8	26/5	8/6	9/0	26/18	44 (4th, 0:30)	2 (1st, 9:18)	1	1	+23	+44
vs. UConn ^	12/38	15/12	8/18	21/8	22/4	6 (3rd, 5:28)	10 (1st, 4:13)	1	7	-3	+5
vs. Boston College	40/24	19/6	12/12	9/2	34/16	35 (4th, 1:44)	1 (1st, 3:28)	2	4	+11	+30
at Georgia Tech	20/8	15/17	6/9	6/0	9/2	3 (3rd, 9:34)	11 (2nd, 9:01)	4	3	0	+2
vs. Pittsburgh	34/18	32/5	9/3	16/4	29/20	45 (4th, 3:40)	0 (1st, 0:00)	0	0	+27	+42
vs. Syracuse	46/22	24/11	5/8	6/0	14/4	13 (4th, 0:21)	1 (3rd, 1:44)	4	4	+5	+13
at Boston College	30/32	27/15	14/5	11/8	13/10	15 (4th, 1:04)	10 (1st, 0:01)	1	1	+7	+10
at NC State	32/28	18/22	18/14	4/11	4/27	16 (2nd, 2:57)	13 (4th, 0:43)	1	9	+13	-9
vs. Wake Forest	28/12	21/19	7/11	10/4	25/6	33 (3rd, 3:47)	4 (1st, 1:40)	3	6	+18	+12
vs. Florida State	32/20	18/4	8/6	6/4	22/6	16 (4th, 2:50)	4 (1st, 5:00)	2	4	+11	+13
vs. Duke	24/20	29/17	17/6	6/2	25/13	20 (2nd, 5:04)	0 (1st, 10:00)	0	0	+18	+12
at Miami	28/28	19/18	13/8	0/13	4/18	8 (2nd, 3:39)	9 (4th, 6:13)	5	15	0	+3

Louisville Game-By-Game Individual Points, Rebounds & Assists

Opponent	Date	Score		0	2	5	10	11	12	13	14	21	22	23
				PARKER,RAM	SMITH,AHLA	ROBINSON,M	VAN LITH,H	KONNO,NORI	VERHULST,P	RUSSELL,ME	SMITH,KIAN	ENGSTLER,E	DIXON,LIZ	HALL,CHELS
vs Arizona	11/12/2021	59-61	Lot	DNP	2-1-0	4-4-3	19-7-0	2-2-0	2-0-0	0-1-0	7-3-0	2-8-0	2-2-0	12-4-3
Bellarmine	11/16/2021	82-25	W	4-1-0	10-3-1	4-6-3	11-2-0	11-2-2	7-5-4	2-4-0	9-3-2	12-14-3	4-4-2	4-2-3
UT Martin	11/17/2021	62-30	W	6-0-0	2-1-1	4-3-1	2-1-3	2-2-2	2-3-3	2-1-0	10-4-3	20-2-0	6-4-0	0-6-3
at Washington	11/20/2021	61-53	W	DNP	0-1-0	6-1-0	11-4-3	0-2-0	0-1-0	DNP	13-6-3	8-8-0	13-3-2	2-4-4
at Cal Poly	11/23/2021	72-32	W	2-2-0	7-1-1	0-1-4	9-4-3	7-2-1	0-4-2	3-2-0	11-0-4	6-9-1	15-5-0	7-5-1
at Colorado St.	11/28/2021	71-56	W	0-1-0	11-0-0	8-6-0	4-2-1	2-5-2	5-1-1	3-2-1	11-2-1	10-8-1	3-3-0	9-3-1
Michigan	12/02/2021	70-48	W	0-0-0	0-0-0	8-5-4	10-3-2	8-1-2	0-0-0	0-0-0	17-2-0	18-14-2	0-5-1	2-2-1
Belmont	12/05/2021	80-66	W	DNP	6-1-2	4-3-2	16-5-1	0-0-2	0-1-0	2-2-0	14-4-5	9-8-2	8-5-1	11-4-1
Kentucky	12/12/2021	64-58	W	DNP	13-2-0	3-5-3	13-4-1	0-0-0	DNP	DNP	9-4-0	4-10-2	2-3-0	15-2-1
Eastern Ky.	12/16/2021	82-38	W	DNP	5-1-2	2-4-4	13-3-2	6-4-4	12-7-0	1-1-1	22-4-2	11-10-2	4-2-2	6-4-4
vs UConn	12/19/2021	69-64	W	DNP	11-0-0	0-3-1	16-4-3	3-0-0	0-0-0	DNP	16-4-3	9-6-2	4-2-0	2-3-3
Boston College	12/30/2021	79-49	W	0-0-0	2-1-1	2-5-1	12-3-0	8-1-4	12-2-1	0-1-0	5-5-2	14-7-4	10-7-2	4-2-1
at Georgia Tech	01/02/2022	50-48	W	DNP	3-0-0	2-1-2	7-4-1	0-0-0	4-0-0	DNP	6-6-3	14-4-1	0-2-0	7-4-1
Pittsburgh	01/06/2022	81-39	W	2-1-0	4-2-1	DNP	12-0-4	DNP	10-7-2	5-3-1	7-3-2	12-10-2	8-5-0	10-3-5
Syracuse	01/13/2022	84-71	W	DNP	DNP	2-1-4	20-3-3	2-1-0	2-1-0	DNP	20-0-5	15-8-5	8-3-2	2-5-2
at Boston College	01/16/2022	63-53	W	DNP	7-0-0	6-3-4	16-2-0	0-0-1	0-3-1	DNP	18-3-2	4-7-1	0-2-1	4-3-2
at NC State	01/20/2022	59-68	L	DNP	1-1-0	2-7-1	13-1-4	DNP	1-0-0	DNP	8-3-2	15-11-2	0-2-2	0-3-0
Wake Forest	01/23/2022	72-60	W	0-1-0	3-1-1	2-4-7	17-4-6	DNP	5-3-1	3-0-0	5-1-0	15-8-3	12-5-0	6-0-1
Florida St.	01/27/2022	75-62	W	DNP	6-0-1	9-2-4	9-2-1	DNP	0-0-0	DNP	8-5-5	19-12-2	7-5-1	0-2-2
Duke	01/30/2022	77-65	W	DNP	3-1-2	5-4-3	17-4-3	DNP	13-1-0	0-0-1	11-5-3	8-5-1	4-0-3	9-4-3
at Miami (FL)	02/01/2022	69-66	W	DNP	0-1-0	2-3-4	9-3-2	DNP	0-0-0	DNP	21-3-7	7-9-5	2-3-0	10-3-4

Opponent	Date	Score		44	45
				COCHRAN,OL	SCHETNAN,S
vs Arizona	11/12/2021	59-61	Lot	7-4-0	DNP
Bellarmine	11/16/2021	82-25	W	4-5-1	0-1-0
UT Martin	11/17/2021	62-30	W	6-7-1	0-2-0
at Washington	11/20/2021	61-53	W	8-3-0	DNP
at Cal Poly	11/23/2021	72-32	W	5-7-2	0-1-0
at Colorado St.	11/28/2021	71-56	W	5-2-6	0-0-0
Michigan	12/02/2021	70-48	W	7-5-1	0-0-0
Belmont	12/05/2021	80-66	W	10-7-1	DNP
Kentucky	12/12/2021	64-58	W	5-5-2	DNP
Eastern Ky.	12/16/2021	82-38	W	DNP	DNP
vs UConn	12/19/2021	69-64	W	8-4-0	DNP
Boston College	12/30/2021	79-49	W	10-4-1	DNP
at Georgia Tech	01/02/2022	50-48	W	7-13-1	DNP
Pittsburgh	01/06/2022	81-39	W	11-4-0	DNP
Syracuse	01/13/2022	84-71	W	13-7-1	DNP
at Boston College	01/16/2022	63-53	W	8-4-1	DNP
at NC State	01/20/2022	59-68	L	19-7-1	DNP
Wake Forest	01/23/2022	72-60	W	4-3-0	0-0-0
Florida St.	01/27/2022	75-62	W	17-6-0	DNP
Duke	01/30/2022	77-65	W	7-3-1	DNP
at Miami (FL)	02/01/2022	69-66	W	18-5-1	DNP

Louisville Women's Basketball Miscellaneous Statistics

Louisville's Record When the Cardinals ...

Lead at halftime	15-1
Trail at halftime	2-1
Tied at halftime	2-0
Shoot better from the field than opponent	16-0
Shoot worse from the field than opponent	3-2
Shoot the same from the field as opponent	0-0
Shoot 50 percent or better from the field	6-0
Shoot below 50 percent from the field	13-2
Opp. shoots 50 pct. or better from the field	0-0
Opp. shoots below 50 pct. from the field	19-2
Make more than 7 3-point goals	8-0
Make 7 or fewer 3-point goals	11-2
Attempt 20 or more 3-point field goals	7-0
Attempt less than 20 3-point field goals	12-2
Make more free throws than opponent	7-1
Opponent makes more free throws	12-1
Free throws made are even	0-0
Outrebounded their opponent	13-0
Outrebounded by their opponent	2-2
Rebounds are even	4-0
Bench outscored the opposing bench	18-1
Opponent bench outscored bench	1-1
Bench points are even	0-0
Commit fewer turnovers than opponent	17-1
Commit more turnovers than opponent	1-0
Turnovers are even	1-1
Lead with 5:00 remaining	16-1
Trail with 5:00 remaining	3-1
Tied with 5:00 remaining	0-0
Play an overtime game	0-1
1-4 point margins	2-1
5-10 point margins	4-1
11-20 point margins	6-0
21 or more point margins	7-0
vs. AP Top 25 teams	5-2
Play at home	12-0
Play on the road	6-1
Play on a neutral court	1-1
Score 59 points or less	1-2
Score 60-69 points	6-0
Score 70-79 points	7-0
Score 80-89 points	5-0
Score 90 points or more	0-0
Allow 59 points or less	12-0
Allow 60-69 points	6-2
Allow 70-79 points	1-0
Allow 80-89 points	0-0
Allow 90 points or more	0-0
Play after a loss	2-0
Score the first point	11-2
November	5-1
December	6-0
January	7-1
February	1-0
March	0-0

Points in Paint

Louisville.....	660 (31.4)	Opp.....	450 (21.4)
-----------------	------------	----------	------------

Points Off Turnovers

Louisville.....	460 (21.9)	Opp.....	237 (11.3)
-----------------	------------	----------	------------

Second Chance Points

Louisville.....	239 (11.4)	Opp.....	144 (6.9)
-----------------	------------	----------	-----------

Fast Break Points

Louisville.....	208 (9.9)	Opp.....	89 (4.2)
-----------------	-----------	----------	----------

Bench Scoring

Louisville.....	444 (21.1)	Opp.....	252 (12.0)
-----------------	------------	----------	------------

Double-Figure

Scoring Games

Van Lith	15
Engstler	12
K. Smith	12
Cochran	7
Hall	5
Dixon	4
A. Smith	4
Verhulst	4
Konno	1

Games Leading

UofL in Scoring

Engstler	7
K. Smith	7
Van Lith	7
Dixon	2
Hall	1
A. Smith	1
Cochran	1

Games Leading

UofL in Rebounding

Engstler	19
Cochran	2
Dixon	1
K. Smith	1

Games Leading

UofL in Assists

K. Smith	9
Robinson	8
Hall	7
Van Lith	4
Engstler	2
Konno	2
Verhulst	2
Cochran	1
Dixon	1

Scored Louisville's

First Points

Who

Engstler	5
Hall	5
Van Lith	4
Cochran	3
K. Smith	3
Dixon	1

How

Layup	9
Jump Shot	7
Free Throw	3
Three Pointer	2

Double-Doubles

Engstler	6
----------------	---

Jump Balls Controlled

UofL.....14 (12-2)

Opponents.....7 (7-0)

Starting Lineups

W-L

17-2	Van Lith	Hall	K. Smith	Engstler	Cochran
2-0	Van Lith	Hall	K. Smith	Engstler	Dixon

Scoring Summary

	1st Pd.	2nd Pd.	3rd Pd.	4th Pd.	OT	Total
Louisville	354	403	367	352	5	1481
Opponents	264	229	291	321	7	1112

Leads and Deficits

Biggest Halftime Lead	+34 (48-14) vs. Bellarmine (11/16)
Biggest Halftime Lead Blown	+13 (34-21) at NC State (1/20)
Biggest Halftime Deficit	-3 (25-22) vs. Arizona (11/12), (28-25) vs. UConn (12/19)
Biggest Halftime Deficit Overcome	-3 (28-25) vs. UConn (12/19)
Biggest 2nd Half Lead	+57 (82-25) vs. Bellarmine (11/16)
Biggest 2nd Half Lead Blown	+4 (48-44) vs. Arizona (11/12)
Biggest 2nd Half Deficit	-13 (68-55) at NC State (1/20)
Biggest 2nd Half Deficit Overcome	-9 (50-59) at Miami (2/1)
Biggest Overall Lead	+57 (82-25) vs. Bellarmine (11/16)
Biggest Lead Blown	+16 (33-17) at NC State (1/20)
Biggest Overall Deficit	-13 (68-55) at NC State (1/20)
Biggest Deficit Overcome	-11 (14-3) at Georgia Tech (1/2)

Home, Road, Quarter, and Half Statistics

FG% in KFC Yum! Center471 (355-754)
FG% on the Road434 (183-422)
3-Pt. FG% in KFC Yum! Center395 (87-220)
3-Pt. FG% on the Road317 (33-104)
FT% in KFC Yum! Center776 (111-143)
FT% on the Road597 (46-77)
Scoring Avg. in KFC Yum! Center	75.7 (908 pts.)
Scoring Average on the Road	63.6 (445 pts.)
Opp. Scoring Avg. in KFC Yum! Center	50.9 (611 pts.)
Opp. Scoring Avg. on the Road	53.7 (376 pts.)

Louisville Quarter Breakdown

Most 1st Quarter Points	28 vs. Bellarmine (11/16)
Most 2nd Quarter Points	26 vs. Eastern Kentucky (12/16)
Most 3rd Quarter Points	25 vs. Belmont (12/5)
Most 4th Quarter Points	27 vs. UConn (12/19)
Fewest 1st Quarter Points	3 at Georgia Tech (1/2)
Fewest 2nd Quarter Points	13 vs. Arizona (11/12), vs. Kentucky (12/12)
Fewest 3rd Quarter Points	7 at Georgia Tech (1/2)
Fewest 4th Quarter Points	7 at Washington (11/20)

Opponents Quarter Breakdown

Fewest 1st Quarter Points	5 vs. UTM (11/17)
Fewest 2nd Quarter Points	4 vs. Bellarmine (11/16), vs. Wake Forest (1/23)
Fewest 3rd Quarter Points	4 vs. Bellarmine (11/16)
Fewest 4th Quarter Points	5 vs. Eastern Kentucky (12/16)
Most 1st Quarter Points	22 at Wake Forest (1/23)
Most 2nd Quarter Points	20 vs. Kentucky (12/12)
Most 3rd Quarter Points	23 vs. Florida State (1/27)
Most 4th Quarter Points	31 at NC State (1/20)

Louisville Women's Basketball Team Superlatives

Louisville High	Louisville Low	Statistical Category	Opponent High	Opponent Low
84 vs. Syracuse (1/13/21)	50 at Georgia Tech (1/2/22)	Points	71 vs. Syracuse (1/13/22)	25 vs. Bellarmine (11/16/21)
51 vs. Eastern Kentucky (12/16/21)	20 at Georgia Tech (1/2/22)	First-Half Points	35 vs. Syracuse (1/13/22), at Miami (2/1/22)	11 vs. UT Martin (11/17/21)
44 vs. UConn (12/19/21), vs. Boston College (12/30/21), vs. Syracuse (1/13/22)	25 at NC State (1/20/22)	Second-Half Points	47 at NC State (1/20/22)	10 vs. Eastern Kentucky (12/16/21)
37 vs. Bellarmine (11/16/21)	16 vs. Arizona (11/12/21)	Field Goals	28 vs. Belmont (12/5/21)	7 vs. Bellarmine (11/16/21)
70 vs. Bellarmine (11/16/21), vs. Pittsburgh (1/6/22)	51 vs. UConn (12/19/21), vs. Wake Forest (1/23/21)	Field Goal Attempts	64 vs. UConn (12/19/21)	40 vs. UT Martin (11/17/21)
.540 vs. Belmont (12/5/21)	.286 vs. Arizona (11/12/21)	FG Percentage	.488 vs. Duke (1/30/22)	.149 vs. Bellarmine (11/16/21)
11 vs. Eastern Kentucky (12/16/21), vs. Duke (1/30/22)	2 vs. Arizona (11/12/21), at Washington (11/20/21) at NC State (1/20/22)	3-Point Field Goals	9 vs. Belmont (12/5/21), vs. Wake Forest (1/23/21)	2 (8x) latest vs. FSU (1/27/22)
32 vs. Duke (1/30/22)	10 (4x) latest at Boston College (1/16/22)	3-Point Field Goal Att.	29 vs. Belmont (12/5/21)	9 vs. Pittsburgh (1/6/22), vs. FSU (1/27/22)
.538 (7-13) vs. UT Martin (11/17/21)	.167 (2-12) at NC State (1/20/22)	3-Point FG Percentage	.533 vs. Duke (1/30/22)	.118 (2-17) at Cal Poly (11/23)
25 vs. Arizona (11/12/21)	3 vs. Bellarmine (11/16/21), at Cal Poly (11/23/21), vs. Michigan (12/2/21)	Free Throws	19 vs. Wake Forest (1/23/22)	1 vs. Belmont (12/5/21)
30 vs. Arizona (11/12/21)	5 at Cal Poly (11/23/21), vs. Michigan (12/2/21)	Free Throw Attempts	27 vs. Wake Forest (1/23/22)	1 vs. Belmont (12/5/21)
.944 (17-18) vs. Pittsburgh (1/6/22)	.429 (3-7) vs. Bellarmine (11/16/21)	Free Throw Percentage	.857 (12-14) vs. Arizona (11/12/21)	.500 (13-26) vs. BC (12/30/21)
22 vs. Bellarmine (11/16/21)	7 at Colorado State (11/28/21)	Offensive Rebounds	17 vs. UConn (12/19/21), at Boston College (1/16/22) vs. Wake Forest (1/23/22)	2 at Colorado State (11/28/21)
37 at Cal Poly (11/23/21)	17 vs. Duke (1/30/22)	Defensive Rebounds	29 at NC State (1/20/22)	14 vs. Bellarmine (11/16/21)
54 vs. Bellarmine (11/16/21)	28 vs. Duke (1/30/22)	Total Rebounds	43 vs. Pittsburgh (1/6/22)	22 at Colorado State (11/28/21)
23 vs. Wake Forest (1/23/22)	8 at Cal Poly (11/23/21)	Fouls	21 vs. Arizona (11/12/21)	8 vs. Eastern Kentucky (12/16/21)
23 vs. Eastern Kentucky (12/16/21), at Miami (2/1/22)	6 vs. Arizona (11/12/21)	Assists	16 vs. Arizona (11/12/21)	3 vs. Bellarmine (11/16/21)
21 at Boston College (1/16/22)	8 vs. Florida State (1/27/22)	Turnovers	35 vs. Pittsburgh (1/6/22)	13 at Colorado State (11/28/21)
9 vs. FSU (1/27/22)	2 (5x) latest vs. Wake Forest (1/23/22)	Blocked Shots	8 at Washington (11/20/21)	0 vs. Bellarmine (11/16/21), vs. UT Martin (11/17/21), vs. Belmont (12/5/21)

Louisville Women's Basketball Individual Superlatives

	Louisville	Opponent
Points	22 by Kianna Smith vs. Eastern Kentucky (12/16/21)	28 by Morgan Jones vs. Florida State (1/27/21)
Field Goals Made	9 by Hailey Van Lith vs. Syracuse (1/13/22)	11 by Morgan Jones vs. Florida State (1/27/21)
Field Goals Attempted	18 by Emily Engstler at NC State (1/20/22)	20 by Caroline Ducharme vs. UConn (12/19/21), by Jewel Speer vs. Wake Forest (1/23/22)
Highest FG Pct. (min. 5 made)	1.000 (5-5) by Liz Dixon vs. Wake Forest (1/23/22)	.857 (6-7) by Ja'Leah Williams at Miami (2/1/22)
3-Point Field Goals Made	5 (5-7) by Kianna Smith vs. Eastern Kentucky (12/16/21), 5 (5-8) by Hailey Van Lith vs. Duke (1/30/22)	5 (5-11) by Jewel Speer vs. Wake Forest (1/23/22)
3-Point Field Goals Attempted	8 by Kianna Smith vs. Michigan (12/2/21), by Hailey Van Lith vs. Duke (1/30/22)	11 by Jewel Speer vs. Wake Forest (1/23/22)
3-Point FG Pct. (min. 3 made)	1.000 (4-4) by Emily Engstler vs. UT Martin (11/17/21)	.750 (3-4) by Chrislyn Carr vs. Syracuse (1/13/22)
Free Throws Made	11 (11-12) by Hailey Van Lith vs. Arizona (11/12/21)	9 (9-10) by Shayeann Day-Wilson vs. Duke (1/30/22)
Free Throws Attempted	12 by Hailey Van Lith vs. Arizona (11/12/21)	11 by Elise Williams vs. Wake Forest (1/23/22)
Free Throw Pct. (min. 6 made)	1.000 (7-7) by Chelsie Hall vs. Arizona (11/12/21), 1.000 (6-6) by Emily Engstler vs. Syracuse (1/13/22)	1.000 (6-6) by Cate Reese vs. Arizona (11/12/21), 1.000 (7-7) by Elissa Cunane at NC State (1/20/22)
Offensive Rebounds	7 by Emily Engstler vs. Florida State (1/27/22)	6 by Rita Igbokwe vs. Pittsburgh (1/6/22)
Defensive Rebounds	12 by Emily Engstler vs. Michigan (12/2/21)	9 by Dre'una Edwards vs. Kentucky (12/12/21) 9 by Elissa Cunane at NC State (1/20/22)
Total Rebounds	14 by Emily Engstler vs. Bellarmine (11/16), vs. Michigan (12/2)	14 by Dre'una Edwards vs. Kentucky (12/12/21), by Rita Igbokwe vs. Pittsburgh (1/6/22)
Turnovers	7 by Emily Engstler at Cal Poly (11/23/21)	9 by Dayshannette Harris vs. Pittsburgh (1/6/22)
Assists	7 by Mykasa Robinson vs. Wake Forest (1/23/22), by Kianna Smith at Miami (2/1/22)	5 by Sam Thomas, Helena Pueyo vs. Arizona (11/12/21), by McKenna Hofschild at Colorado State (11/28/21), by Lorela Cubaj at Georgia Tech (1/2/22), by Ja'Leah Williams at Miami (2/1/22)
Blocked Shots	5 by Emily Engstler vs. Florida State (1/27/22)	7 by Nancy Mulkey at Washington (11/20/21)
Steals	7 by Emily Engstler vs. Pittsburgh (1/6/22)	4 by Holly Forbes vs. UT Martin (11/17/21), by Dontavia Waggoner at Boston College (1/16/22)
Minutes Played (regulation game)	39:13 by Hailey Van Lith vs. Syracuse (1/13/22)	40:00 by Caroline Ducharme vs. UConn (12/19/21), by Chrislyn Carr vs. Syracuse (1/13/22)
Minutes Played (overtime game)	36:37 by Hailey Van Lith vs. Arizona (11/12/21)	33:25 by Cate Reese vs. Arizona (11/12/21)



O RAMANI PARKER

Forward | 6-4 | Redshirt-Sophomore
Fresno, Calif. | Montverde Academy

SEASON HIGHS	CAREER HIGHS	MISC STATS	Season	Career
Points..... 6 vs. UT Martin (11/17)	Points..... 10 vs. Bellarmine (1/2/21)	Double-Doubles.....		
Reb..... 2 vs. Cal Poly (11/23)	Reb..... 7 vs. ECU (11/29/20)	10-Plus Points.....		1
Asst.....	Asst..... 1 vs. Syracuse (3/8/21)	20-Plus Points.....		
Blocks..... 1 vs. Cal Poly (11/23)	Blocks..... 1 (6x) latest at Cal Poly (11/23/21)	30-Plus Points.....		
Steals.....	Steals..... 1 vs. NC State (3/7/21)	Team-High Points.....		
FGM..... 2 vs. Bellarmine (11/16)	FGM..... 5 vs. Bellarmine (1/2/21)	10-Plus Rebounds.....		
FGA..... 2 vs. Bellarmine (11/16)	FGA..... 5 vs. Bellarmine (1/2/21)	Team-High Rebounds.....		
3FGM..... 1 vs. UT Martin (11/17)	3FGM..... 1 vs. UT Martin (11/17/21)	10-Plus Assists.....		
3FGA..... 2 vs. UT Martin (11/17)	3FGA..... 2 vs. UT Martin (11/17/21)	Team-High Assists.....		
FT..... 1 vs. UT Martin (11/17)	FT..... 3 at BC (2/4/21)			
FTA..... 1 vs. UT Martin (11/17)	FTA..... 3 vs. UTM (12/6/20), at BC (2/4/21)			
Minutes..... 7 vs. Cal Poly (11/23)	Minutes..... 16 vs. Wake (3/5/21)			

2021-22 GAME-BY-GAME														
Opponent	Min	FG-A	3PT-A	FT-A	O-D-T	PF	AST	TO	BLK	STL	PTS	AVG		
vs. Arizona													DNP	
BELLARMINE	5	2-2	0-0	0-0	0-1-1	1	0	0	0	0	4	4.0		
UT MARTIN	5	2-4	1-2	1-1	0-0-0	1	0	0	0	0	6	5.0		
at Washington													DNP	
at Cal Poly	7	1-1	0-0	0-0	1-1-2	0	0	2	1	0	2	4.0		
at Colorado St	3	0-0	0-0	0-0	0-1-1	0	0	0	0	0	0	3.0		
MICHIGAN	1	0-0	0-0	0-0	0-0-0	0	0	0	0	0	0	2.4		
BELMONT													DNP	
KENTUCKY													DNP	
ECU													DNP	
vs. UConn													DNP	
BC	4	0-1	0-0	0-0	0-0-0	0	0	0	0	0	0	2.0		
at Georgia Tech													DNP	
PITT	3	1-1	0-0	0-0	0-1-1	2	0	0	0	0	2	2.0		
SYRACUSE													DNP	
at BC													DNP	
at NC ST													DNP	
WAKE FOREST	4	0-1	0-0	0-0	1-0-1	1	0	1	0	0	0	1.8		
FSU													DNP	
DUKE													DNP	
at Miami													DNP	
at Clemson														
at Syracuse														
VIRGINIA														
NOTRE DAME														
at UNC														
VIRGINIA TECH														
at Pitt														
at Notre Dame														

- Redshirt Sophomore Year (2021-22)**
 - Tallied six points on 2-4 from the field, recording her first collegiate three, in five minutes vs. UT Martin on 11/17
- Redshirt Freshman Year (2020-21)**
 - Played in 17 games, averaging 2.7 points and 2.2 rebounds, while shooting 65.5 percent from the floor
 - Recorded six points and four rebounds in a season-high 16 minutes in the ACC Quarterfinals vs. Wake Forest on 3/5
 - Recorded seven points and five rebounds in 10 minutes vs. Boston College on 2/4
 - Career-high ten points on 5-5 from the field in a win vs. Bellarmine on 1/2
 - Recorded seven points on a 3-3 from the field in 10 minutes vs. DePaul on 12/4
 - Career-high seven rebounds in 15 minutes vs. ECU on 11/29
 - Posted two points and four rebounds in eight minutes in first collegiate game at SEMO on 11/25
- Freshman Year (2019-20)**
 - Redshirted
- High School**
 - Came to Louisville as a four-star prospect, ranked 99th overall in the class of 2019, according to ESPNW HoopGurlz
 - Rated No. 13 at the forward position by ESPNW
 - Rated 29th overall and as the seventh-best forward by Prospects Nation
 - Played for Central High School in Fresno, Calif., before transferring to Montverde Academy in Montverde, Fla., for her senior season
 - Named to Citizen Naismith High School Girls' Watch List
 - Chose Louisville over Stanford, UCLA, Notre Dame, Michigan, Duke, Ohio State and Oregon State, Baylor and South Carolina

- Personal**
 - Born on June 6, 2001
 - Daughter of Ralph and Shavon Parker; has four brothers
 - Majoring in neuroscience/psychology

RAMANI PARKER CAREER STATISTICS																				
Season			Total		3-Point		F-Throws		Rebounds										Scoring	
			fg-fga	pct	fg-fga	pct	ft-fla	pct	off	def	tot	avg	pf	fo	ast	to	blk	stl	pts	avg
2020-21	17-0	118/6.9	19-29	.655	0-1	.000	8-12	.667	11	27	38	2.2	19	0	1	10	5	1	46	2.7
2021-22	8-0	32/4.0	6-10	.600	1-2	.500	1-1	1.000	2	4	6	0.8	5	0	0	3	1	0	14	1.8
TOTAL	25-0	150/6.0	25-39	.641	1-3	.333	9-13	.692	13	31	44	1.8	24	0	1	13	6	1	60	2.4



2 AHLANA SMITH

Guard | 5-9 | Senior

Charlotte, N.C. | Gulf Coast State / UCLA / Mallard Creek

SEASON HIGHS	CAREER HIGHS	MISC STATS
Points.....13 vs. Kentucky (12/12)	Points13 at LMU (11/6/18)*, vs. UK (12/12/21)	Double-Doubles.....0
Reb.....3 vs. Bellarmine (11/16)	Reb.7 vs. Colorado (3/3/19)*	10-Plus Points4
Asst.....2 (3x) latest vs. Duke (1/30)	Asst.4 at Illinois-Chicago (12/19/18)*	20-Plus Points0
Blocks.....1 (5x), latest vs. ECU (12/16)	Blocks2 vs. Bellarmine (1/2/21)	30-Plus Points0
Steals2 (3x), latest vs. UConn (12/19)	Steals3 at SEMO (11/25/20)	Team-High Points.....1
FGM6 vs. Kentucky (12/12)	FGM6 at LMU (11/6/18)*, vs. UK (12/12/21)	10-Plus Rebounds.....0
FGA11 vs. Kentucky (12/12)	FGA11 vs. Kentucky (12/12)	Team-High Rebounds.....0
3FGM3 vs. UConn (12/19)	3FGM3 vs. UConn (12/19/21)	10-Plus Assists.....0
3FGA5 vs. Duke (1/30)	3FGA5 at LMU (11/6/18)*, vs. Duke (1/30)	Team-High Assists.....0
FT2 vs. Arizona (11/12), vs. UConn (12/19)	FT3 vs. Colorado (3/3/19)*	
FTA2 (3x) vs. FSU (1/27/22)	FTA3 vs. Colorado (3/3/19)*	
Minutes.....22 vs. Kentucky (12/12)	Minutes25 at Utah (2/10/19)*, vs. Bellarmine (1/2/21)	

*at UCLA

2021-22 GAME-BY-GAME															
Opponent	Min	FG-A	3PT-A	FT-A	O-D-T	PF	AST	TO	BLK	STL	PTS	AVG			
vs. Arizona	10	0-1	0-0	2-2	1-0-1	1	0	0	1	0	2	2.0			
BELLARMINE	16	5-9	0-3	0-0	0-3-3	2	1	1	0	1	10	6.0			
UT MARTIN	16	1-3	0-1	0-0	0-1-1	0	1	0	1	0	2	4.7			
at Washington	6	0-0	0-0	0-0	0-1-1	2	0	1	0	0	0	3.5			
at Cal Poly	13	3-4	1-2	0-0	0-1-1	1	1	1	0	0	7	4.2			
at Colorado St	16	5-7	1-1	0-0	0-0-0	1	0	2	1	0	11	5.3			
MICHIGAN	9	0-3	0-1	0-0	0-0-0	0	0	1	0	0	0	4.6			
BELMONT	13	3-5	0-0	0-0	1-0-1	0	2	1	0	0	6	4.8			
KENTUCKY	22	6-11	1-3	0-0	1-1-2	0	0	0	1	2	13	5.7			
EKU	15	2-7	1-4	0-0	1-0-1	2	2	2	1	2	5	5.6			
vs. UConn	18	3-5	3-4	2-2	0-0-0	0	0	2	1	2	11	6.1			
BC	14	1-4	0-1	0-0	0-1-1	0	1	2	0	0	2	5.8			
at Georgia Tech	12	1-4	1-4	0-0	0-0-0	4	0	1	1	0	3	5.5			
PITT	22	2-5	0-0	0-0	0-2-2	4	1	3	0	1	4	5.4			
SYRACUSE					DNP										
at BC	21	3-4	1-1	0-0	0-0-0	2	0	3	0	0	7	5.5			
at NC ST	22	0-5	0-3	1-2	0-1-1	2	0	0	2	1	1	5.3			
WAKE FOREST	21	1-2	1-2	0-0	0-1-1	2	1	2	0	1	3	5.1			
FSU	11	2-3	1-1	1-2	0-0-0	1	1	0	0	0	6	5.2			
DUKE	12	1-6	1-5	0-0	1-0-1	3	2	1	0	0	3	5.1			
at Miami	5	0-2	0-1	0-0	0-1-1	1	0	3	0	0	0	4.8			
at Clemson															
at Syracuse															
VIRGINIA															
NOTRE DAME															
at UNC															
VIRGINIA TECH															
at Pitt															
at Notre Dame															

- Senior Year (2021-22)
- Recorded 11 points on a career-high 3-5 from behind the arc, in addition to two steals and a block vs. UConn on 12/19, had nine points on 3-4 3-point shooting in first half
 - Posted a career-high 13 points on 6-11 from the field, in addition to two rebounds, one block and two steals vs. Kentucky on 12/12
 - Led the team in scoring, establishing a her new Louisville-high with 11 points on 5-7 from the field at Colorado State on 11/28
 - Tallied her first double-digit point total of the season with 10 points vs. Bellarmine on 11/16
- Junior Year (2020-21)
- Played in 27 games with five starts, including starts in the first four games
 - Averaged 2.8 points, while shooting 45.6 percent from the floor and 7-24 from 3-point range
 - Scored six points on a perfect 3-3 shooting from the field in the Elite 8 vs. Stanford on 3/30
 - Recorded seven points, three rebounds, and two assists in the first round of the NCAA Tournament vs. Marist
 - Finished with two points vs. Notre Dame on 2/28
 - Tied a season-high nine points, on 4-5 from the field, in a win at Boston College on 2/4
 - Recorded seven points, three rebounds and a career-high two blocks in a win vs. Bellarmine on 1/2
 - Recorded nine points, on 2-4 from three, in addition to two assists and six rebounds vs. ECU on 11/29
 - Finished with seven points, three steals and two assists in her first Louisville start at SEMO on 11/25
- Gulf Coast State - Sophomore Year (2019-20)
- Named the 2019-20 NJCAA Division I Women's Basketball Player of the Year
 - Named NJCAA First Team All-American, NJCAA Region VIII Player of the Year and NCJAA Player of the Week (11/4-11/10)
 - Led Gulf Coast State with 20.3 points and 2.7 steals per game, while also recording 4.8 rebounds and 2.0 assists per game, shot 43.9 percent from the floor
 - Led Gulf Coast State to a 23-5 record, including an undefeated 11-win mark at home. The Commodores finished as runner-up in the NJCAA South Atlantic District tournament before earning an at-large selection to the national tournament as the No. 5 seeded team
 - Posted three 30-point performances throughout the season and put up double-digit scoring marks in all but one contest that she participated in
 - Boasted a season-high 39-point performance in the second game of the season in a 97-89 win at Florida SouthWestern
- UCLA - Freshman Year (2018-19)
- Played in 32 games, the most of among freshmen on the team. She averaged 12.6 minutes, 3.0 points and 1.9 rebounds on the year
 - Opened her collegiate career by scoring a career-high 13 points in UCLA's season opener at Loyola Marymount, shot 6-10 from the floor and added four rebounds
 - Pulled down a career-high seven rebounds against Colorado in UCLA's regular season finale
- High School
- At Mallard Creek High School, she was named First Team All-MeCKa 4A and State Tournament MVP as the Mavericks went 29-1 overall in her junior year
 - The Mavericks fell in the state semifinals after winning the MeCKa 4A title in 2016
 - She averaged 16.5 points, 4.0 rebounds and 4.0 assists per game in 2017
 - Spent her first two seasons prepping at Zebulon B. Vance High School where averaged 21.7 points, 6.6 rebounds, 4.6 steals, 2.0 assists and 1.8 blocks per game as a sophomore, while being named All-League
 - She averaged 19.4 points per game as a freshman
 - Coming out of high school, she was ranked No. 30 in espnW's HoopGurlz rankings and No. 34 by Prospects Nation
- Personal
- Born on November 17, 2000
 - Daughter of Rosa Morales and David Smith, has one sister Kiana
 - Majoring in sports administration

AHLANA SMITH CAREER STATISTICS																				
			Total		3-Point		F-Throws		Rebounds										Scoring	
Season	gp-gs	min/avg	fg-fga	pct	fg-fga	pct	ft-fga	pct	off	def	tot	avg	pf	fo	ast	to	blk	stl	pts	avg
2018-19*	32-0	403/12.6	40-111	.360	8-36	.222	8-14	.571	20	42	62	1.9	34	0	20	29	8	19	96	3.0
2020-21	27-5	285/10.6	31-68	.456	7-24	.292	6-11	.545	9	16	25	0.9	24	0	18	15	4	16	75	2.8
2021-22	20-0	294/14.7	39-90	.433	12-37	.324	6-8	.750	5	13	18	0.9	28	0	13	26	9	10	96	4.8
TOTAL	47-5	579/12.3	70-158	.443	19-61	.311	12-19	.632	14	29	43	0.9	52	0	31	41	13	26	171	3.6
* at UCLA																				

* at UCLA



5 MYKASA ROBINSON

Guard | 5-7 | Senior
Ashland, Ky. | Ashland Blazer

SEASON HIGHS			CAREER HIGHS			MISC STATS			Season	Career
Points.....	9	vs. FSU (1/27/22)	Points.....	10	at Notre Dame (2/28/21)	Double-Doubles.....	0	0		
Reb.....	7	at NC State (1/20/22)	Reb.....	9	at Pitt (2/18/21), vs. Northwestern (3/24/21)	10-Plus Points.....	0	1		
Asst.....	7	vs. Wake Forest (1/23/22)	Asst.....	9	vs Notre Dame (2/16/20)	20-Plus Points.....	0	0		
Blocks.....	1	at Miami (2/1/22)	Blocks.....	1	(12 times), latest at Miami (2/1/22)	30-Plus Points.....	0	0		
Steals.....	4	vs. FSU (1/27/22)	Steals.....	5	at Pitt (2/18/21)	Team-High Points.....	0	0		
FGM.....	4	at Colorado State (11/28), vs. Michigan (12/2)	FGM.....	5	at Notre Dame (2/28/21)	10-Plus Rebounds.....	0	0		
FGA.....	6	at Colorado State (11/28)	FGA.....	7	vs. BC (2/27/20)	Team-High Rebounds.....	0	8		
3FGM.....			3FGM.....	1	at UTC (1/9/18)	10-Plus Assists.....	0	0		
3FGA.....	1	at Cal Poly (11/23), vs. BC (12/30)	3FGA.....	1	(five times), latest at Cal Poly (11/23/21)	Team-High Assists.....	8	21		
FT.....	3	vs. FSU (1/27/22)	FT.....	7	vs. TSU (12/2/18)					
FTA.....	4	vs. Arizona (11/12), at Washington (11/20)	FTA.....	8	(two times) latest vs. TSU (12/2/18)					
Minutes.....	33	vs. Arizona (11/12)	Minutes.....	38	vs. Wake Forest (3/5/21)					

2021-22 GAME-BY-GAME												
Opponent	Min	FG-A	3PT-A	FT-A	O-D-T	PF	AST	TO	BLK	STL	PTS	AVG
vs. Arizona	33	1-2	0-0	2-4	2-2-4	1	3	1	0	1	4	4.0
BELLARMINE	16	2-3	0-0	0-2	1-5-6	0	3	3	0	2	4	4.0
UT MARTIN	16	1-2	0-0	2-2	1-2-3	3	1	1	0	0	4	4.0
at Washington	13	2-3	0-0	2-4	0-1-1	1	0	2	0	3	6	4.5
at Cal Poly	12	0-3	0-1	0-0	0-1-1	1	4	1	0	2	0	3.6
at Colorado St	16	4-6	0-0	0-0	2-4-6	1	0	1	0	0	8	4.3
MICHIGAN	22	4-4	0-0	0-0	5-0-5	4	4	3	0	1	8	4.9
BELMONT	21	2-3	0-0	0-0	0-3-3	2	2	3	0	2	6	4.8
KENTUCKY	20	1-2	0-0	1-2	2-3-5	2	3	0	0	1	3	4.6
EKU	20	1-2	0-0	0-0	1-3-4	2	4	1	0	2	2	4.3
vs. UConn	20	0-2	0-0	0-0	1-2-3	2	1	0	0	1	0	3.9
BC	21	1-5	0-1	0-2	2-3-5	3	1	0	0	0	2	3.8
at Georgia Tech	13	1-2	0-0	0-0	0-1-1	1	2	3	0	0	2	3.6
PITT					DNP							
SYRACUSE	18	1-4	0-0	0-0	0-1-1	1	4	0	0	2	2	3.5
at BC	24	2-5	0-0	2-3	1-2-3	2	4	5	0	1	6	3.7
at NC ST	12	1-1	0-0	0-0	2-5-7	4	1	3	0	1	2	3.6
WAKE FOREST	24	1-1	0-0	0-0	2-2-4	1	7	3	0	1	2	3.5
FSU	28	3-5	0-0	3-4	1-1-2	0	4	1	0	4	9	3.8
DUKE	21	2-2	0-0	1-2	2-2-4	1	3	3	0	1	5	3.8
at Miami	26	1-2	0-0	0-0	1-2-3	3	4	1	1	3	2	3.8
at Clemson												
at Syracuse												
VIRGINIA												
NOTRE DAME												
at UNC												
VIRGINIA TECH												
at Pitt												
at Notre Dame												

Senior Year (2021-22)

- Tallied her first block of the season while adding three rebounds, four assists and two points with only one turnover in 26 minutes in the win at Miami on 2/1
- Recorded five points, four rebounds, and a team high three assists in the win over Duke on 1/30
- Tallied a season high 9 points, 4 steals, and 3 free throws, making an immediate impact for the Cards to take and hold the lead in the win over FSU on 1/27
- In win over Wake Forest, entered game with 4:05 left in the first quarter and then played all 10 minutes of second quarter as her defense helped propel Louisville on a 32-0 run which stretch from second to third quarter, she tallied a team-high seven assists with four rebounds, two points and one steal
- Scored eight points on a perfect 4-4 from the field, in addition to four assists and five rebounds vs. Michigan on 12/2
- Scored eight points on 4-6 shooting and recorded six rebounds off the bench at Colorado State on 11/28
- Recorded six points and three steals at Washington on 11/20

Junior Year (2020-21)

- Played in all 30 games with 17 starts, all 17 starts came in the final 21 games
- Averaged 20.9 minutes, 2.6 points, 4.4 rebounds, 2.2 assists and 1.2 steals per game
- Named to the 2020-21 ACC All-Defensive Team
- Named to All-ACC Academic Team
- Listed as Top 12 defensive player by ESPN.com's Mechelle Voepel, "She makes this list as the quintessential 'do the little things' player whose calling card is defense; Louisville star Dana Evans credits Robinson with bringing scrappiness to what is perennially one of the ACC's top defenses"
- Following the win over Notre Dame, Dana Evans said this of Robinson, "She does everything, she can guard 1-5, she hustles for every loose ball, she gets every rebound that's in her area, she does everything that we need her to do. What she does doesn't always show up on the stat sheet, but she gets it done and that's why she is so valuable to our team."
- Robinson's combination of strength, speed and quickness, combined with an extremely high basketball IQ makes her the most versatile defender in the ACC. Can guard positions 1-5 effectively
- Drew 19 charges in 16 ACC games
- Led the team with eight rebounds and three assists in addition to seven points in the Elite 8 vs. Stanford on 3/30
- Recorded a team high seven rebounds in the Sweet 16 vs. Oregon
- Grabbed nine rebounds and recorded four points and a block in the second round of the NCAA Tournament vs. Northwestern
- Recorded team highs in both rebounds with seven and assists with four, in addition to seven points, two steals, and a block in the first round of the NCAA Tournament vs. Marist
- Provided valuable minutes in the ACC Semifinals vs. SYR, contributing seven points and four rebounds in 22 minutes
- Played a career-high 38 minutes, recording four assists, two steals and a team-high eight rebounds in the ACC Quarterfinals vs. Wake on 3/5
- Recorded a career-high 10 points on 5-5 from the field, in addition to four assists, three steals and five charges taken at Notre Dame on 2/28
- In the win at Pitt, she had a career-high nine rebounds and five steals, along with a season-high six points and five assists, while committing zero turnovers
- Recorded five points, in addition to eight rebounds, four assists, two steals and one block in a win vs. Notre Dame on 2/7
- Tied a career-high with eight rebounds in a season-high 35 minutes at Boston College on 2/4
- Led the team with two assists and recorded a career-high four steals in 10 minutes vs. NC State on 2/1
- Recorded a team-high three assists in a win at Wake Forest on 1/24
- Finished with two points, two assists and six rebounds vs. Syracuse on 1/21
- Recorded two points, three steals and four assists in her first start of the season vs. Clemson on 1/10
- Scored two points and grabbed five rebounds in a win vs. crosstown Bellarmine on 1/2
- Finished with six rebounds in a win at Duke on 12/9
- Recorded four assists, four rebounds and two steals in season opener at SEMO on 11/25

Sophomore Year (2019-20)

- Played in 30 games with three starts, averaging 2.7 points, 3.1 rebounds, 2.3 assists and 1.2 steals in 17.7 minutes
- In the final 18 games, averaged 3.8 points, 3.9 rebounds, 2.9 assists and 1.2 steals, while shooting 27-49 from the floor, in 20.7 minutes per game. In the first 14 games, she averaged 0.9 points, 1.8 rebounds and 1.4 assists in 13.2 minutes per game
- In ACC play, she averaged 3.7 points, 3.8 rebounds and 2.8 assists in 19.7 minutes
- Scored career-high seven points, while adding five rebounds and five assists and committing just one turnover in 30 minutes vs. Boston College
- Played career-high 36 minutes at Pitt on 2/23, matching career-high eight rebounds and adding team-high eight assists
- Matched season-high six points on 3-5 shooting against Notre Dame on 2/16, finishing with a career-high and team-high nine assists. Also tallied seven rebounds in a career-high 30 minutes
- Made third career start at Syracuse on 2/9, finishing with four points and three steals
- Finished with five points and four rebounds against Florida State on 2/6
- Played career-high 28 minutes and finished with six points, six rebounds and three assists at BC
- Finished with seven assists to set career-high, while adding five rebounds and three steals, at Miami on 1/9/20
- Had a season high six points on 3-5 shooting against Duke on 1/5
- Five rebounds and three steals in 22 minutes in double-overtime win at UTM
- Four points, four rebounds, three steals and two assists in 15 minutes vs. Chattanooga on 11/21. Was also featured on ESPN SportsCenter Top 10 after recording steal and making no-look pass to Norika Konno for layup.

MYKASA ROBINSON CAREER STATISTICS																					
			Total		3-Point		F-Throws		Rebounds											Scoring	
Season	gp-gs	min/avg	fg-fga	pct	fg-fga	pct	ft-fa	pct	off	def	tot	avg	pf	fo	ast	to	blk	stl	pts	avg	
2018-19	35-2	373/10.7	19-43	.442	1-2	.500	19-38	.500	23	36	59	1.7	43	0	18	29	2	20	58	1.7	
2019-20	30-3	530/17.7	31-66	.470	0-1	.000	18-31	.581	36	56	92	3.1	48	1	69	39	4	35	80	2.7	
2020-21	30-17	626/20.9	33-79	.418	0-1	.000	11-18	.611	48	84	132	4.4	61	0	66	26	5	35	77	2.6	
2021-22	20-0	415/20.8	31-59	.525	0-2	.000	13-27	.481	24	47	71	3.6	35	0	55	35	1	28	75	3.8	
TOTAL	115-22	1944/16.9	114-247	.462	1-6	.167	61-114	.535	131	223	354	3.1	187	1	208	129	12	118	290	2.5	



10 HAILEY VAN LITH

Guard | 5-7 | Sophomore
Wenatchee, Wash. | Cashmere

SEASON HIGHS		CAREER HIGHS		MISC STATS	
Points.....	20 vs. Syracuse (1/13/22)	Points.....	24 vs. Wake (3/5/21)	Season	Career
Reb.....	7 vs. Arizona (11/12)	Reb.....	11 vs. EKU (11/29/20)	Double-Doubles.....	0
Asst.....	6 vs. Wake Forest (1/23/22)	Asst.....	6 vs. Wake Forest (1/23/22)	10-Plus Points.....	15
Blocks.....	1 vs. UTM (11/17/21), at Washington (11/20)	Blocks.....	2 vs. EKU (11/29/20)	20-Plus Points.....	1
Steals.....	4 vs. Michigan (12/2)	Steals.....	4 vs. Wake (3/5/21)	30-Plus Points.....	0
FGM.....	9 vs. Syracuse (1/13/22)	FGM.....	9 vs. Wake (3/5/21), vs. Syracuse (1/13/22)	Team-High Points.....	7
FGA.....	17 at Washington (11/20), at NC State (1/20/22)	FGA.....	17 at Washington (11/20), at NC State (1/20/22)	10-Plus Rebounds.....	0
3FGM.....	5 vs. Duke (1/30)	3FGM.....	6 vs. Syracuse (1/21/21), vs. Wake (3/5/21)	Team-High Rebounds.....	0
3FGA.....	8 vs. Duke (1/30)	3FGA.....	11 vs. Syracuse (1/21/21)	10-Plus Assists.....	0
FT.....	11 vs. Arizona (11/12)	FT.....	11 vs. Arizona (11/12/21)	Team-High Assists.....	4
FTA.....	12 vs. Arizona (11/12)	FTA.....	12 vs. Arizona (11/12/21)		
Minutes.....	39 vs. Syracuse (1/13/22)	Minutes.....	39 (3x), latest vs. Syracuse (1/13/22)		

2021-22 GAME-BY-GAME												
Opponent	Min	FG-A	3PT-A	FT-A	O-D-T	PF	AST	TO	BLK	STL	PTS	AVG
vs. Arizona*	37	4-14	0-4	11-12	2-5-7	3	0	3	0	0	19	19.0
BELLARMINE*	22	5-10	1-6	0-1	1-1-2	0	0	3	0	1	11	15.0
UT MARTIN*	26	1-4	0-1	0-2	1-0-1	0	3	1	1	0	2	10.7
at Washington*	36	4-17	0-4	3-3	2-2-4	0	3	0	1	2	11	10.8
at Cal Poly*	20	4-8	0-4	1-1	2-2-4	0	3	1	0	1	9	10.4
at Colorado St*	22	1-3	0-0	2-2	1-1-2	3	1	4	0	1	4	9.3
MICHIGAN*	29	4-10	2-5	0-0	0-3-3	3	2	2	0	4	10	9.4
BELMONT*	28	7-15	1-3	1-2	0-5-5	0	1	2	0	0	16	10.3
KENTUCKY*	33	5-11	1-2	2-2	0-4-4	2	1	6	0	0	13	10.6
EKU*	24	6-12	0-4	1-1	1-2-3	0	2	3	0	0	13	10.8
vs. UConn*	30	5-14	2-2	4-4	2-2-4	1	3	0	0	0	16	11.3
BC*	22	5-10	2-3	0-0	0-3-3	1	0	2	0	2	12	11.3
at Georgia Tech*	29	2-10	0-1	3-6	1-3-4	1	1	3	0	3	7	11.0
PITT*	25	4-11	2-5	2-2	0-0-0	0	4	2	0	3	12	11.1
SYRACUSE*	39	9-16	2-6	0-0	0-3-3	1	3	1	0	1	20	11.7
at BC*	29	6-16	1-3	3-4	1-1-2	4	0	2	0	0	16	11.9
at NC ST*	33	6-17	1-3	0-1	1-0-1	2	4	2	0	1	13	12.0
WAKE FOREST*	29	6-13	3-6	2-2	0-4-4	2	6	1	0	1	17	12.3
FSU*	38	3-10	1-3	2-2	0-2-2	2	1	2	0	0	9	12.1
DUKE*	32	6-12	5-8	0-0	3-1-4	2	3	1	0	0	17	12.4
at Miami*	31	4-8	1-2	0-0	2-1-3	2	2	2	0	0	9	12.2
at Clemson												
at Syracuse												
VIRGINIA												
NOTRE DAME												
at UNC												
VIRGINIA TECH												
at Pitt												
at Notre Dame												

Sophomore Year (2021-22)

- Contributed a team-high 17 points on season-high five threes, in addition to four rebounds and a team-high three assists vs. Duke on 1/30
- Racked up a career-high six assists, scoring 17 points on 6-13 from floor including a season-high three threes in the win over Wake Forest on 1/23
- Scored 13 points while leading the team with four assists in the loss at NC State on 1/20/22
- Finished with 16 points, including 10 in the second half, with two rebounds in the win at Boston College on 1/16/22
- Posted a team-high 20 points, making nine of 16 shots from the floor including 2-6 from deep, adding three rebounds, three assists and one steal in a career-high 39 minutes in the win against Syracuse on 1/13/22
- Tallied a team-high 12 points, adding a season-high four assists and three steals in the win over Pitt on 1/6
- Scored 12 points, hitting 2-3 from deep while shooting 50% from the field (5-10) in the win over Boston College on 12/30
- Recorded team-highs with 16 points and three assists, adding four rebounds vs. UConn on 12/19, had 10 of her 16 points in fourth quarter and was 2-2 from deep and 4-4 from free throw line
- Scored 13 points on 6-12 from the field, in addition to three rebounds vs. EKU on 12/16
- Finished with 13 points, including eight points on 4-4 from the field in the fourth, vs. Kentucky on 12/12
- Led team with 16 points on 7-15 from the field, while notching five rebounds vs. Belmont on 12/5
- Scored 11 points on career-high 17 field goal attempts (4-17), in addition to three assists and two steals at Washington on 11/20
- Recorded eight of her team-high 19 points in the fourth, while also converting on 11-12 from the free throw line vs. Arizona on 11/12
- Named preseason All-ACC, Nancy Lieberman Award Watch List, Naismith Trophy Watch List, No. 18 on ESPN Top 25 list

Freshman Year (2020-21)

- One of 20 top collegiate athletes, including 10 who have captured a combined 21 gold medals competing on past USA Basketball teams, to participate in the 2021 USA Basketball Women's AmeriCup Team trials on April 18-21
- One of two players, joined by Dana Evans, to start all 30 games
- Ranked second on the team with 30.2 minutes and 1.2 steals per game, third with 11.2 points and 5.2 rebounds and fourth with 2.1 assists. Shot 49-128 (.383) from 3-point range and 44-53 (.830) from the free throw line
- Named to ACC All-Tournament First Team
- Named to 2020-21 ACC All-Freshman Team
- Named to All-ACC Academic Team
- Named to Lieberman Award Top 10 List
- Ranked in top six among ACC freshmen in points per game, 3-point field goals, steals, assists and rebounds
- Twice named ACC Freshman of the Week this season. She earned the honor after averaging 11.3 points, 7.0 rebounds, 2.3 assists and 1.7 steals, while shooting a perfect 10-10 from the free throw line to help the No. 2 Cardinals get wins over UT Martin, Virginia Tech and Clemson. She was also named ACC FOW after averaging 16.5 points and 9.5 rebounds, and shooting 52 percent from the floor and 6-12 from deep, in her first two games at UofL. She is the first UofL women's basketball player to earn ACC Freshman of the Week honors since Asia Durr did so on Feb. 1, 2016.
- One of two players, joined by Dana Evans, to start all 30 games
- Reached double figures in 18 of 30 games, including a season-high six game streak to begin her career
- Made at least one 3-pointer in 21 of 30 games
- Recorded a team high seven rebounds in addition to eight points and two steals in the Sweet 16 vs. Oregon
- Scored 13 points, converting on all of her attempts from the field in the 2nd round of the NCAA Tournament vs. Northwestern
- Led all scorers with 17 points on 7-11 from the field, in addition to a team-high four assists in the first round of the NCAA Tournament vs. Marist
- Contributed eight points, seven rebounds, three assists and two steals in the ACC Semifinals vs. SYR on 3/6
- Recorded season-highs in minutes (39), points (24), field goals made (9), and steals (4) in the ACC Quarters vs. WF on 3/5
- Recorded 10 points, four rebounds, two assists and two steals in the regular season finale at Notre Dame on 2/21
- Recorded eight rebounds, five points and two assists at Florida State on 2/21
- Scored 13 points, her 14th game in double figures this season, in addition to six rebounds and a season-high four assists at Pittsburgh on 2/18
- Recorded 15 points on 6-12 from the field, adding three assists and three rebounds at Boston College on 2/4
- Scored 11 points on 4-11 from the field and tied a season-high four assists vs. North Carolina on 1/28
- She had 18 points on 6-11 3-point shooting, while pulling down a team-high eight rebounds against Syracuse on 1/21. Her six made 3-pointers are the most by a UofL freshman since Mariya Moore made six 3-pointers (6-9) in a 69-56 win over Ball State on Nov. 23, 2014.
- Had 15 points on 6-9 shooting, 3-5 from deep, with four rebounds and three assists in win over FSU on 1/17
- Led the team with a season-high four assists, in addition to 13 points and five rebounds, in a win vs. Boston College on 1/14.
- Recorded a team-high nine rebounds in a win vs. Clemson on 1/10
- Led the team in rebounds and assists, in addition to 15 points, in a win at Virginia Tech on 1/7
- With 21 points vs. DePaul she became first UofL freshman with back-to-back 20-point games since Myisha Hines-Allen had 23 points in two straight games against Miami and Syracuse on 1/25-29/15
- Scored a team-high 21 points on 8-11 shooting, 3-5 from behind the arc, vs. DePaul on 12/4
- Recorded a team-high 20 points and 11 rebounds, while shooting 5-9 from deep, in win over EKU on 11/29. Became the first UofL freshman to score 20 points in a game since Asia Durr scored 23 in an 80-75 loss to Syracuse in ACC Tournament semis on March 5, 2016. Durr had four 20-point games that season
- Scored 13 points and grabbed a team-high 8 rebounds in 28 minutes in collegiate debut at SEMO on 11/25
- Named to Preseason ACC Newcomer Watch List
- Named to Naismith Trophy Watch List

Personal
Born on September 9, 2001

HAILEY VAN LITH CAREER STATISTICS

Season	gp-gs	min/avg	Total		3-Point		F-Throws		Rebounds				Scoring					
			fg-fga	pct	fg-fga	pct	ft-fa	pct	off	def	tot	avg	pf	fo	ast	to	blk	stl
2020-21	30-30	905/30.2	121-282	.429	49-128	.383	44-53	.830	37	118	155	5.2	57	0	63	52	7	36
2021-22	21-21	615/29.3	97-241	.402	25-75	.333	37-47	.787	20	45	65	3.1	29	0	43	43	2	22
TOTAL	51-51	1520/29.8	218-523	.417	74-203	.365	81-100	.810	57	163	220	4.3	86	0	106	95	9	58



11 NORIKA KONNO

Guard | 5-10 | Junior
Sendai, Japan | Seiwa

SEASON HIGHS		CAREER HIGHS		MISC STATS		Season	Career
Points	11 vs. Bellarmine (11/16)	Points	11 (3x), latest vs. Bellarmine (11/16/21)	Double-Doubles		0	0
Reb	5 at Colorado State (11/28)	Reb	7 at BC (2/4/21)	10-Plus Points		1	4
Asst	4 vs. ECU (12/16), vs. BC (12/30)	Asst	6 vs. BSU (11/24/19)	20-Plus Points		0	0
Blocks	2 vs. ECU (12/16)	Blocks	3 vs. DePaul (12/4/20)	30-Plus Points		0	0
Steals	2 vs. Bellarmine (11/16)	Steals	6 vs. Marist (3/22/21)	Team-High Points		0	0
FGM	5 vs. Bellarmine (11/16)	FGM	5 vs. Bellarmine (11/16/21)	10-Plus Rebounds		0	0
FGA	8 vs. Bellarmine (11/16)	FGA	9 vs. UTC (11/21/20)	Team-High Rebounds		0	0
3FGM	2 vs. ECU (12/16)	3FGM	2 (4x), latest vs. ECU (12/16/21)	10-Plus Assists		0	0
3FGA	4 (2x), latest vs. ECU (12/16)	3FGA	4 (3x), latest at Cal Poly (11/23/21)	Team-High Assists		2	5
FT	2 vs. Arizona (11/12)	FT	3 (2x) latest vs. BSU (11/24/19)				
FTA	2 vs. Arizona (11/12)	FTA	4 (2x) latest vs. BSU (11/24/19)				
Minutes	21 vs. ECU (12/16)	Minutes	28 at OSU (12/5/19)				

2021-22 GAME-BY-GAME														
Opponent	Min	FG-A	3PT-A	FT-A	O-D-T	PF	AST	TO	BLK	STL	PTS	AVG		
vs. Arizona	11	0-1	0-0	2-2	1-1-2	0	0	0	0	0	2	2.0		
BELLARMINE	19	5-8	1-3	0-0	0-2-2	2	2	1	0	2	11	6.5		
UT MARTIN	14	1-2	0-0	0-0	1-1-2	2	2	1	0	1	2	5.0		
at Washington	10	0-1	0-1	0-0	0-2-2	0	0	1	0	0	0	3.8		
at Cal Poly	18	3-6	1-4	0-0	0-2-2	0	1	0	1	0	7	4.4		
at Colorado St	18	1-2	0-1	0-0	0-5-5	1	2	2	0	0	2	4.0		
MICHIGAN	10	3-4	1-2	1-2	1-0-1	1	2	1	0	1	8	4.6		
BELMONT	9	0-2	0-0	0-0	0-0-0	0	2	1	0	0	0	4.0		
KENTUCKY	4	0-2	0-1	0-0	0-0-0	0	0	0	0	0	0	3.6		
EKU	21	2-7	2-4	0-0	1-3-4	0	4	0	2	1	6	3.8		
vs. UConn	7	1-2	1-2	0-0	0-0-0	0	0	0	0	1	3	3.7		
BC	20	4-7	0-2	0-0	1-0-1	2	4	1	0	0	8	4.1		
at Georgia Tech	8	0-0	0-0	0-0	0-0-0	0	0	1	0	0	0	3.8		
PITT					DNP									
SYRACUSE	7	1-1	0-0	0-0	0-1-1	1	0	1	1	0	2	3.6		
at BC	9	0-0	0-0	0-0	0-0-0	2	1	0	0	0	0	3.4		
at NC ST					DNP									
WAKE FOREST					DNP									
FSU					DNP									
DUKE					DNP									
at Miami					DNP									
at Clemson														
at Syracuse														
VIRGINIA														
NOTRE DAME														
at UNC														
VIRGINIA TECH														
at Pitt														
at Notre Dame														

Junior Year (2021-22)

- Tallied 8 eight points on 4-7 shooting in 20 minutes while leading the team with four assists in the win over Boston College on 12/30
- Recorded eight points off 3-4 from the field, in addition to two assists and one steal in only ten minutes vs. Michigan on 12/2
- Notched a season-high five rebounds off the bench at Colorado State on 11/28
- Tied her career-high with 11 points on 5-8 from the field, 1-3 from behind the arc, vs. Bellarmine on 11/16

Sophomore Year (2020-21)

- Played in all 30 games, averaging 12.1 minutes, 3.4 points and 1.4 rebounds, while shooting 48.1 percent from the floor
- Contributed five points, three rebounds, and a career-high six steals, doubling her previous career-high, in the first round of the NCAA Tournament vs. Marist
- Provided valuable minutes off the bench, recording 10 points on 4-5 shooting, 2-3 from deep, in only 11 minutes in the ACC Semifinals vs. Syracuse on 3/6
- Set a career-high with seven rebounds, in addition to ten points and three assists, in a win over Boston College on 2/4
- Scored five points and secured a crucial late-game offensive rebound in a win over Wake Forest on 1/24
- Recorded a career-high two threes in a win over Virginia Tech on 1/7
- Tied career-high with eleven points on 4-5 from the field in a win vs. Bellarmine on 1/2
- Dished out a season-high four assists in a win vs. NKU on 1/1
- Recorded nine points and three rebounds in 18 minutes vs. UTM on 12/6
- Recorded six points, four rebounds, and two blocks in season opener at SEMO on 11/25

Freshman Year (2019-20)

- Played in 16 games, averaging 4.6 points, 1.9 assists 1.6 rebounds
- Missed the last 14 games with a knee injury
- Scored nine points, all in the fourth quarter, on 4-7 shooting, while adding three assists at Miami
- Played pivotal minutes after Jazmine Jones got in foul trouble and finished with six points on 3-4 shooting in 72-62 win over Oregon
- Career-high 11 points and team-high four assists vs. Chattanooga on 11/21
- Led the team with five assists, while adding four points and four rebounds against Murray State on 11/8
- Scored nine points in her collegiate debut against WKU

High School

- The 5-foot-10 shooting guard from Seiwa High School in Sendai, Japan, has an impressive resume of international experience
- Was a member of the U18 and U19 Japanese National Team
- Helped the 2018 team win a silver medal at the U18 Women's Asian Championships. She recorded 10-plus points in four of five games, including 19 points on 8-of-12 shooting, vs. China. She finished the tournament averaging 13.0 points, 4.0 rebounds and 2.5 assists per game
- Helped the 2019 team to a trip to the quarterfinals at the U19 World Cup. She recorded 10-plus points in three of six games, averaging 8.3 points, 3.7 rebounds and 1.9 assists
- She was also a member of the 3-on-3 team from Japan that won a silver medal in the 2018 Asian Games. In her best game during the tournament, she had 28 points, nine rebounds, three assists and three steals

Personal

- Born on May 1, 2000.
- Daughter of Koji and Kaoru Konno; has two sisters (Yuki, Saki).
- Major is undecided.

NORIKA KONNO CAREER STATISTICS																				
			Total		3-Point		F-Throws		Rebounds										Scoring	
Season	gp-gs	min/avg	fg-fga	pct	fg-fga	pct	ft-fta	pct	off	def	tot	avg	pf	fo	ast	to	blk	stl	pts	avg
2019-20	16-0	242/15.1	29-71	.408	3-24	.125	12-14	.857	13	13	26	1.6	18	0	30	21	1	3	73	4.6
2020-21	30-0	364/12.1	38-79	.481	13-37	.351	12-15	.800	19	22	41	1.4	27	0	27	26	7	17	101	3.4
2021-22	15-0	188/12.5	21-45	.467	6-20	.300	3-4	.750	5	17	22	1.5	11	0	20	10	4	6	51	3.4
TOTAL	61-0	794/13.0	88-195	.451	22-81	.272	27-33	.818	37	52	89	1.5	56	0	77	57	12	26	225	3.7



12 PAYTON VERHULST

Guard | 6-1 | Freshman
De Soto, Kan. | Bishop Miege

SEASON HIGHS		MISC STATS		Season	Career
Points.....	13 vs. Duke (1/30)	Double-Doubles.....			
Reb.....	7 vs. ECU (12/16), vs. Pittsburgh (1/6)	10-Plus Points.....	4	4	
Asst.....	4 vs. Bellarmine (11/16)	20-Plus Points.....			
Blocks.....	2 vs. ECU (12/16)	30-Plus Points.....			
Steals.....	2 at Colorado State (11/28), at BC (1/16/22)	Team-High Points.....			
FGM.....	5 vs. ECU (12/16)	10-Plus Rebounds.....			
FGA.....	8 vs. Pittsburgh (1/6)	Team-High Rebounds.....			
3FGM.....	3 vs. Duke (1/30)	10-Plus Assists.....			
3FGA.....	4 vs. Pittsburgh (1/6), vs. Duke (1/30)	Team-High Assists.....			
FT.....	3 vs. Bellarmine (11/16), vs. BC (12/30)				
FTA.....	4 vs. Bellarmine (11/16), vs. BC (12/30)				
Minutes.....	23 vs. Pittsburgh (1/6)				

2021-22 GAME-BY-GAME																
Opponent	Min	FG-A	3PT-A	FT-A	O-D-T	PF	AST	TO	BLK	STL	PTS	AVG				
vs. Arizona	4	1-1	0-0	0-0	0-0-0	0	0	0	0	0	2	2.0				
BELLARMINE	18	2-2	0-0	3-4	2-3-5	1	4	3	0	0	7	4.5				
UT MARTIN	19	1-5	0-1	0-0	1-2-3	1	3	2	0	1	2	3.7				
at Washington	8	0-1	0-0	0-0	0-1-1	0	0	0	0	0	0	2.8				
at Cal Poly	16	0-6	0-3	0-0	1-3-4	0	2	1	1	0	0	2.2				
at Colorado St	15	2-2	1-1	0-0	1-0-1	2	1	1	0	2	5	2.7				
MICHIGAN	3	0-0	0-0	0-0	0-0-0	1	0	0	0	1	0	2.3				
BELMONT	8	0-2	0-1	0-0	0-1-1	0	0	0	0	1	0	2.0				
KENTUCKY					DNP											
ECU	17	5-7	2-3	0-0	2-6-7	3	0	2	2	1	12	3.1				
vs. UConn	5	0-2	0-1	0-0	0-0-0	0	0	0	0	1	0	2.8				
BC	20	4-7	1-1	3-5	0-2-2	4	1	0	1	1	12	3.6				
at Georgia Tech	10	2-4	0-2	0-0	0-0-0	0	0	1	0	1	4	3.7				
PITT	23	3-8	2-4	2-2	0-7-7	1	2	0	1	1	10	4.2				
SYRACUSE	8	1-3	0-0	0-0	1-0-1	0	0	0	0	0	2	4.0				
at BC	10	0-1	0-0	0-0	0-3-3	1	1	0	0	2	0	3.7				
at NC ST	2	0-1	0-0	1-2	0-0-0	1	0	0	0	0	1	3.6				
WAKE FOREST	17	2-5	1-1	0-0	1-2-3	3	1	1	0	0	5	3.6				
FSU	1	0-0	0-0	0-0	0-0-0	0	0	0	0	0	0	3.4				
DUKE	20	4-5	3-4	2-2	0-1-1	1	0	0	1	1	13	3.9				
at Miami	6	0-1	0-1	0-0	0-0-0	2	0	0	0	0	0	3.8				
at Clemson																
at Syracuse																
VIRGINIA																
NOTRE DAME																
at UNC																
VIRGINIA TECH																
at Pitt																
at Notre Dame																

Freshman Year (2021-22)

- Set career-highs with 13 points and three threes, shooting 2-2 from the line in the win over Duke on 1/30
- Scored 10 points, going 2-4 from behind the arc, with seven rebounds, two assists, one block and one steal in a career-high 23 minutes in the win over Pittsburgh on 1/6
- Tied a career-high 12 points, hitting 4 of her 7 attempts while adding two rebounds in the win over Boston College on 12/30
- Established new career-highs with 12 points and 7 rebounds vs. ECU on 12/16
- Finished with five points at Colorado State on 11/28
- Scored seven points on 2-2 from the field, 3-4 from the line, in addition to five rebounds and four assists vs. Bellarmine on 11/16
- Added two points, convering on her only attempt, in her collegiate debut vs. Arizona on 11/12
- Named to preseason ACC Newcomer Watch List

USA Basketball (2021)

- Helped USA Basketball Women's U19 World Cup Team win gold with a 70-52 win over Australia in the championship game at the 2021 FIBA U19 World Cup in Debrecen, Hungary, contributed three points, six rebounds and two assists in the 70-52 win over Australia in the final
- Represented Louisville alongside Elizabeth Dixon, Mykasa Robinson and Kianna Smith at the 2021 Red Bull USA Basketball 3x3 Nationals in Springfield, Mass., finished with a 3-2 overall record and reached the semifinals

High School

- Five-star prospect and is ranked as high as No. 8 overall by PASS and No. 9 by Collegiate Girls Basketball Report
- ESPNW Hoop Gurlz ranked her No. 12 overall and as the fourth best guard. Prospect Nation listed her as the 10th best player and fifth best guard
- Named USA Today National Female Athlete of the Year, was one of three finalists for the award, which was unveiled during the USA Today High School Sports Awards Show. The show was hosted by Michael Strahan, the Pro Football Hall of Famer and host of Good Morning America, and Rob Gronkowski, the four-time Super Bowl Champion
- Named Kansas' Girls Basketball Player of the Year and overall Female Athlete of the Year
- A three-time Eastern Kansas League MVP, three-time first-team All-State Top 5 by The Capital-Journal and Gatorade Kansas Girls Basketball Player of the Year.
- Named a 2021 McDonald's All-American and to Jordan Brand Classic
- Named a 2021 Jersey Mike's Naismith National High School Second Team All-American, which places her among the top 10 high school players in the country
- Named 2021 Kansas Player of the Year by MaxPreps.com
- As a senior, Verhulst led Bishop Miege to a 23-1 record and a Kansas Class 4-A state championship, while averaging 20.0 points, 7.5 rebounds, 3.8 steals, 3.6 assists, and 3.5 blocks a game
- Named the 2020 Kansas Gatorade Player of the Year and a Naismith Trophy All-American
- First Team All-state following her freshman, sophomore, junior and senior campaigns
- As a junior, she started every game and averaged 17.8 points, 7.0 rebounds, 3.7 assists and 2.5 steals per game while leading Bishop Miege to a 21-2 overall record
- During her freshman and sophomore seasons, she helped lead Bishop Miege to a combined 48-1 record, winning the state title as a sophomore and reaching the state title game as a freshman. She averaged 17.0 points, 7.0 rebounds, 6.0 assists, 4.0 steals and 3.0 blocks as a sophomore, and 13.0 points, 6.0 rebounds, 3.0 steals and 1.0 blocks as a freshman
- Named 2019 FIBA Americas U16 Championship MVP after leading the team to a 6-0 record and a gold medal in Puerto Ayzen, Chile. She started all six games and averaged 14.5 points and 2.8 rebounds
- Also participated in the 2019 USA Basketball 3x3 U18 National Championship at the United States Olympic Training Center in Colorado Springs, Colo. Her Blue Star 30 Stars team finished in fourth place with a 5-2 record
- Took part in trials for the 2018 USA U17 World Cup Team

Personal

- Born on June 1, 2003
- Daughter of Robin and David, has five brothers and sisters - Quinton, Dalton, Ashton, Kirston, Addiston
- Majoring in Education/Special Education
- Mother (Robin) played basketball at Duke, father (David) played basketball at Rockhurst, brother Quinton played basketball at St. Mary's, brother Dalton played basketball at Friends University (Kan.), sister Ashton is currently playing basketball at UCF

PAYTON VERHULST CAREER STATISTICS																					
			Total		3-Point		F-Throws		Rebounds											Scoring	
Season	gp-gs	min/avg	fg-fga	pct	fg-fga	pct	ft-fa	pct	off	def	tot	avg	pf	fo	ast	to	blk	stl	pts	avg	
2021-22	20-0	230/11.5	27-63	.429	10-23	.435	11-15	.733	9	30	39	2.0	21	0	15	12	6	12	75	3.8	
TOTAL	20-0	230/11.5	27-63	.429	10-23	.435	11-15	.733	9	30	39	2.0	21	0	15	12	6	12	75	3.8	
2 NCAA RUNNER-UPS (2009, 2013) 3 FINAL FOURS (2009, 2013, 2018) 6 ELITE EIGHTS 10 SWEET 16'S 23 NCAA TOURNAMENTS																					



13 MERISSAH RUSSELL

Guard | 5-11 | Sophomore
Ottawa, Ontario | Cairine Wilson

SEASON HIGHS		CAREER HIGHS		MISC STATS		Season	Career
Points.....	5 vs. Pittsburgh (1/6)	Points.....	8 at SEMO (11/25/20), vs. Bellarmine (1/2/21)	Double-Doubles.....		0	0
Reb.....	4 vs. Bellarmine (11/16)	Reb.....	7 vs. Bellarmine (1/2/21)	10-Plus Points.....		0	0
Asst.....	1 (4x), latest vs. Duke (1/30)	Asst.....	3 vs. DePaul (12/4/20)	20-Plus Points.....		0	0
Blocks.....		Blocks.....	1 vs. DePaul (12/4/20)	30-Plus Points.....		0	0
Steals.....		Steals.....	2 vs. EKU (11/29/20)	Team-High Points.....		0	0
FGM.....	1 (5x), latest vs. Pittsburgh (1/6)	FGM.....	3 at SEMO (11/25), vs. UTM (12/6)	10-Plus Rebounds.....		0	0
FGA.....	4 at Colorado State (11/28)	FGA.....	10 vs. EKU (11/29/20)	Team-High Rebounds.....		0	0
3FGM.....	1 at Cal Poly (11/23), vs. Pittsburgh (1/6)	3FGM.....	1, (4x), latest vs. Pittsburgh (1/6)	10-Plus Assists.....		0	0
3FGA.....	1 (5x), latest vs. Duke (1/30)	3FGA.....	4 vs. EKU (11/29/20), at CSU (11/28/21)	Team-High Assists.....		0	0
FT.....	3 vs. Wake Forest (1/23/22)	FT.....	4 vs. Bellarmine (1/2/21)				
FTA.....	4 vs. Wake Forest (1/23/22)	FTA.....	5 vs. Bellarmine (1/2/21)				
Minutes.....	15 at Colorado State (11/28)	Minutes.....	19 at SEMO (11/25/20)				

2021-22 GAME-BY-GAME																
Opponent	Min	FG-A	3PT-A	FT-A	O-D-T	PF	AST	TO	BLK	STL	PTS	AVG				
vs. Arizona	5	0-0	0-0	0-0	0-1-1	0	0	0	0	0	0	0.0				
BELLARMINE	8	1-1	0-0	0-0	2-2-4	2	0	3	0	0	2	1.0				
UT MARTIN	8	0-0	0-0	2-2	1-0-1	0	0	1	0	0	2	1.3				
at Washington					DNP											
at Cal Poly	11	1-2	1-1	0-0	0-2-2	0	0	1	0	0	3	1.8				
at Colorado St	12	1-4	0-1	1-1	1-1-2	2	1	0	0	0	3	2.0				
MICHIGAN	3	0-0	0-0	0-0	0-0-0	0	0	0	0	0	0	1.7				
BELMONT	5	1-1	0-0	0-0	0-2-2	0	0	0	0	0	2	1.7				
KENTUCKY					DNP											
EKU	11	0-1	0-0	1-2	0-1-1	2	1	0	0	0	1	1.6				
vs. UConn					DNP											
BC	5	0-2	0-1	0-0	0-1-1	1	0	0	0	0	0	1.4				
at Georgia Tech					DNP											
PITT	15	1-2	1-1	2-2	1-2-3	2	1	2	0	0	5	1.8				
SYRACUSE					DNP											
at BC					DNP											
at NC ST					DNP											
WAKE FOREST	5	0-1	0-0	3-4	0-0-0	0	0	1	0	0	3	1.9				
FSU					DNP											
DUKE	4	0-1	0-1	0-0	0-0-0	0	1	0	0	0	0	1.8				
at Miami					DNP											
at Clemson																
at Syracuse																
VIRGINIA																
NOTRE DAME																
at UNC																
VIRGINIA TECH																
at Pitt																
at Notre Dame																

- Sophomore Year (2021-22)**
- Played a season-high 15 minutes, tallying a season five points with three rebounds and one assist off the bench in the win over Pitt on 1/6
 - Notched a season-high of 12 minutes, recording three points and two rebounds off the bench at Colorado State on 11/28
- Canadian National Team (2021)**
- Named an alternate on Canada's women's basketball team that competed at the Tokyo Olympic Games, but did not travel
 - In mid-June, competed for Canada at the FIBA Women's AmeriCup in San Juan, Puerto Rico. She helped lead Canada to a perfect 4-0 record in pool play and a trip to the semifinals. In the win over El Salvador, she had nine points on 3-of-5 shooting from deep, while adding two steals. She had six points on 2-of-4 shooting from beyond the arc in a win over the U.S. Virgin Islands
- Freshman Year (2020-21)**
- Played in 20 games, averaging 2.2 points and 2.2 rebounds
 - Recorded six points and five rebounds in 12 minutes at Boston College on 2/4
 - Converted on her first collegiate three point field goal in a win at Virginia Tech on 1/7
 - Tied a season-high eight points, highlighted by 4-5 from the free throw line, in a win vs. Bellarmine on 1/2
 - Scored eight points on 3-4 from the field, adding five rebounds and one assist in 19 minutes in her collegiate debut at SEMO on 11/25
- High School**
- Ranked as the 29th best guard by ESPNW. She is listed as a four-star prospect by Prospects Nation and is rated No. 54 overall by PASS Scouting Service
 - Played for Canada's U19 team at the 2019 FIBA Women's Basketball World Cup in Bangkok, Thailand. She helped lead Canada to the quarterfinals, where they fell to eventual champion USA and head coach Jeff Walz. She finished the tournament averaging 6.4 points, 4.0 rebounds and 1.3 assists
 - Also a member of Canada's Senior National team and participated as the youngest player on the roster in a five-game European exhibition tour in Belgium and Great Britain
 - Was named the MVP of the first ever BioSteele All Canadian Girls Game in April, the Canadian version of the McDonald's All-American game. She finished with 30 points, 10 rebounds and three steals in that game which featured the top 24 female high school players in Canada
- Personal**
- Born on March 3, 2002
 - Daughter of Natalie and Tony Russell, has one sister, Maiyah
 - Majoring in Exercise Science

MERISSAH RUSSELL CAREER STATISTICS																				
			Total		3-Point		F-Throws		Rebounds										Scoring	
Season	gp-gs	min/avg	fg-fga	pct	fg-fga	pct	ft-fa	pct	off	def	tot	avg	pf	fo	ast	to	blk	stl	pts	avg
2020-21	20-0	135/6.8	16-36	.444	1-6	.167	10-15	.667	15	29	44	2.2	18	0	8	10	1	4	43	2.2
2021-22	12-0	92/7.7	5-15	.333	2-5	.400	9-11	.818	5	12	17	1.4	9	0	4	8	0	0	21	1.8
TOTAL	32-0	227/7.1	21-51	.412	3-11	.273	19-26	.731	20	41	61	1.9	27	0	12	18	1	4	64	2.0



14 KIANNA SMITH

Guard | 6-0 | Redshirt-Senior
Moreno Valley, Calif. | California / Troy

SEASON HIGHS		CAREER HIGHS		MISC STATS		Season	Career
Points.....	22 vs. ECU (12/16)	Points	22 vs. ECU (12/16)	Double-Doubles.....	0		1/2*
Reb.....	6 at Washington (11/20)	Reb.	10 vs. NKU (1/1/21)	10-Plus Points	11		31/55*
Asst.....	7 at Miami (2/1/22)	Asst.	12 vs. Manhattan (11/24/17)*	20-Plus Points	3		5/7*
Blocks.....	1 (3x), latest at NC State (1/20/22)	Blocks	3 vs. Arizona State (2/22/19)*	30-Plus Points	0		0/0
Steals.....	3 at Cal Poly (11/23)	Steals	5 vs. Notre Dame (2/7/21)	Team-High Points.....	7		10/12*
FGM.....	8 (4x), latest at Miami (2/1/22)	FGM	9 (4x), latest vs. GT (2/11/21)	10-Plus Rebounds.....	0		1/1*
FGA.....	14 at Washington (11/20), vs. UConn (12/19)	FGA	15 vs. NCST (3/7/21), vs. Harvard (12/30/18)*	Team-High Rebounds	1		2/2*
3FGM.....	5 vs. ECU (12/16)	3FGM.....	5 (2x), latest vs. ECU (12/16/21)	10-Plus Assists.....	0		0/2*
3FGA.....	8 vs. Michigan (12/2), vs. Duke (1/30)	3FGA.....	9 at Washington State (3/3/19)*	Team-High Assists	9		13/37*
FT.....	2 vs. Duke (1/30), at Miami (2/1/22)	FT	4 (4x), latest vs. Northwestern (3/24/21)	*at Cal			
FTA.....	2 (4x), latest at Miami (2/1/22)	FTA.....	4 (4x), latest vs. Northwestern (3/24/21)				
Minutes.....	39 at Miami (2/1/22)	Minutes	40 (4x), latest vs. Baylor (3/25/19)				

2021-22 GAME-BY-GAME																
Opponent	Min	FG-A	3PT-A	FTA	O-D-T	PF	AST	TO	BLK	STL	PTS	AVG				
vs. Arizona*	30	3-9	1-3	0-0	0-3-3	0	0	0	0	7	7.0					
BELLARMINE*	17	4-10	1-6	0-0	1-2-3	1	2	2	1	0	9	8.0				
UT MARTIN*	20	4-7	2-3	0-0	2-2-4	0	3	1	0	1	10	8.7				
at Washington*	31	5-14	2-4	1-2	2-4-6	0	3	0	0	0	13	9.8				
at Cal Poly*	25	4-12	3-6	0-0	0-0-0	1	4	2	0	3	11	10.0				
at Colorado St*	20	5-7	1-2	0-0	0-2-2	0	1	0	0	0	11	10.2				
MICHIGAN*	35	6-13	4-8	1-2	0-2-2	3	0	2	0	2	17	11.1				
BELMONT*	30	6-10	2-3	0-0	0-4-4	2	5	1	0	1	14	11.5				
KENTUCKY*	28	4-11	1-4	0-1	2-2-4	5	0	0	0	0	9	11.2				
ECU*	23	8-11	5-7	1-1	1-3-4	2	2	0	0	1	22	12.3				
vs. UConn*	36	7-14	1-4	1-2	1-3-4	2	3	1	0	1	16	12.6				
BC*	21	2-6	1-3	0-0	1-4-5	1	2	2	0	1	5	12.0				
at Georgia Tech*	29	2-6	2-4	0-0	2-4-6	3	3	2	1	1	6	11.5				
PITT*	24	3-12	1-5	0-0	1-2-3	1	2	2	0	1	7	11.2				
SYRACUSE*	33	8-12	4-7	0-0	0-0-0	0	5	0	0	2	20	11.8				
at BC*	32	8-13	2-3	0-0	1-2-3	3	2	3	1	0	18	12.2				
at NC ST*	37	4-10	0-2	0-0	1-2-3	0	2	0	1	0	8	11.9				
WAKE FOREST*	22	2-8	1-4	0-0	0-1-1	4	0	2	0	1	5	11.6				
FSU*	30	3-13	2-6	0-0	1-4-5	0	5	1	0	0	8	11.4				
DUKE*	28	4-13	1-8	2-2	2-3-5	3	3	2	0	0	11	11.4				
at Miami*	39	8-13	3-5	2-2	0-3-3	1	7	1	0	0	21	11.8				
at Clemson																
at Syracuse																
VIRGINIA																
NOTRE DAME																
at UNC																
VIRGINIA TECH																
at Pitt																
at Notre Dame																

- Redshirt Senior Year (2021-22)
- Scored a team-high 21 points on 8-13 from the field, 3-5 from deep, with a season and team-high seven assists, adding three rebounds with only one turnover in a season high 39 minutes in the win at Miami on 2/1
 - Led the team with 5 assists, adding 8 points and 5 rebounds in 30 minutes in the win over FSU on 1/27
 - Recorded 18 points on 8-13 shooting, 2-3 from behind the arc, adding three rebounds, two assists and a block in the win at Boston College on 1/16/22
 - Scored a team-high 20 points, shooting 8-12 from the field, hitting 4-7 threes while tallying a team-high five assists with two steals in the win over Syracuse on 1/13/21
 - Named Basketball HOF Women's Showcase MVP after recording team-high 16 points and three assists, adding four rebounds vs. UConn on 12/19
 - Established a new career-high with 22 points, converting on 8-11 from the field and tying her career-high in threes made with five (5-7) vs. ECU on 12/16
 - Tallied nine points and four rebounds vs. Kentucky on 12/12
 - Reached 1,000 career points with 14 points, five assists and four rebounds vs. Belmont on 12/5
 - Scored 17 points on 4-8 from three, adding two rebounds and two steals vs. Michigan on 12/2
 - Converted 5-7 from the field for 11 points at Colorado State on 11/28.
 - Recorded 11 points on 3-6 from behind the arc, in addition to four assists and three steals at Cal Poly on 11/23
 - Recorded a team-high 13 points on 5-14 from the field, in addition to six rebounds and three assists at Washington on 11/20
 - Scored 10 points on 4-7 shooting, 2-3 from 3-point range, while adding three assists vs. UT Martin on 11/17
 - Named to Ann Meyers-Drysdale Award Watch List
- Redshirt Junior Year (2020-21)
- Played in 28 games with 20 starts, ranked second on the team with 11.4 points and third with 2.2 assists per game. Shot 44 percent from the floor, 55-145 (.379) from 3-point range and 16-20 (.800) from the free throw line
 - Named to ACC All-Tournament First Team
 - Named to All-ACC Academic Team
 - Ranked 8th in ACC with 55 made 3-point field goals
 - In ACC games, ranked sixth in league with 38.9 3-point percentage and 11th in 3-point field goals made per game (2.19 avg/g)
 - Reached double figures in 19 of 28 games, including a season-best six-game streak to open the season
 - Made at least one 3-pointer in 24 of 28 games, including 20 games with at least two 3-point makes and nine with at least three 3-pointers
 - Named College Sports Madness ACC Player of the Week on Jan. 18, 2021 after averaging 14.5 points per game, while shooting 52 percent from the floor and 7-15 from beyond the arc in the victories over the Eagles and Seminoles. She added 4.0 assists, 3.5 rebounds and 1.5 steals per game, while committing just one turnover in 59 minutes of action
 - Recorded a team-high three assists in addition to eight points and seven rebounds in the Elite 8 vs. Stanford
 - Posted 11 points on 5-10 from the field and five rebounds in the Sweet 16 vs. Oregon
 - Recorded 16 points, six rebounds, and two assists in the second round of the NCAA Tournament vs. Northwestern
 - Contributed nine points and five rebounds in the opening round of the NCAA Tournament vs. Marist
 - Finished in double figures for the 16th time this season with 11 points in the ACC Semifinals vs. Syracuse on 3/6
 - Recorded 10 points in the regular-season finale vs. Notre Dame on 2/28
 - Tied a career-high 21 points on 9-13 from the field, 3-6 from three, in addition to five assists, three rebounds, three steals, and no turnovers in a season-high 38 minutes against Georgia Tech on 2/11
 - Scored 16 points on 6-13 from the field, including 4-8 from three, and recorded a career-high five steals in a win vs. Notre Dame on 2/7.
 - Recorded 14 points on 6-9 from the field at Boston College on 2/4
 - Posted 13 points, on 3-6 from behind the arc, and four rebounds off the bench vs. North Carolina on 1/28
 - Converted on a career-high four threes, recording 16 points, six assists and five rebounds in a win vs. FSU on 1/17
 - Scored 17 points on 6-14 shooting and dished out a team-high six assists vs. Clemson on 1/10
 - Recorded her first career double-double with 11 points and 10 rebounds vs. NKU on 1/1
 - Recorded 15 points on 6-11 shooting and 3-5 from three in her first Louisville start in a win at Duke on 12/9
 - Scored a team-high 21 points on 9-14 shooting and 3-7 from behind the arc, adding six rebounds and six steals in her Louisville debut vs. DePaul on 12/4
 - Named to Preseason ACC Newcomer Watch List
- Junior Year (2019-20)
- Sat out 2019-20 season due to NCAA transfer rules
- California - Sophomore Year (2018-19)
- In two seasons at Cal she scored 600 points, knocked down 91 3-pointers and dished out 244 assists, while helping the Bears to two 20-win seasons and two trips to the NCAA Tournament
 - Was named Pac-12 All-Academic honorable mention for her strong performance on the court and in the classroom

KIANNA SMITH CAREER STATISTICS																			
			Total		3-Point		F-Throws		Rebounds										
Season	gp-gs	min/avg	fg-fga	pct	fg-fga	pct	ft-fta	pct	off	def	tot	avg	pf	fo	ast	to	blk	stl	pts
2017-18*	32-31	1017/31.8	108-280	.386	36-113	.319	24-35	.686	14	73	87	2.7	66	0	152	74	6	24	276
2018-19*	33-33	1113/33.7	125-313	.399	55-157	.350	19-29	.655	20	59	79	2.4	72	1	92	55	15	20	324
2020-21	28-20	777/27.8	124-279	.444	55-145	.379	16-20	.800	27	81	108	3.9	55	2	61	31	10	25	319
2021-22	21-21	589/28.0	100-224	.446	40-97	.412	8-12	.667	18	52	70	3.3	32	1	54	25	4	15	248
TOTAL	49-41	1366/27.9	224-503	.445	95-242	.393	24-32	.750	45	133	178	3.6	87	3	115	56	14	40	567
All*	114-105	3496/30.7	457-1096	.417	186-512	.363	67-96	.698	79	265	344	3.0	225	4	359	185	35	84	1167

* at Cal



21 EMILY ENGSTLER

Forward | 6-1 | Senior
New York, N.Y. | Syracuse / St. Francis Prep

SEASON HIGHS		CAREER HIGHS		MISC STATS		Season	Career
Points.....	20 vs. UT Martin (11/17)	Points	22 vs. Notre Dame (1/5/20)*	Double-Doubles.....	6	6/22*	
Reb.....	14 vs. Bellarmine (11/16), vs. Michigan (12/2)	Reb.	17 vs. Michigan State (12/20/19)*	10-Plus Points	12	12/44*	
Asst.....	5 at Miami (2/1/22)	Asst.	6 (3x) latest vs. Louisville (2/9/20)*	20-Plus Points	1	1/3*	
Blocks.....	5 vs. FSU (1/27/22)	Blocks	5 at Michigan (12/5/19)*, vs. FSU (1/27/22)	30-Plus Points	0	0	
Steals.....	7 vs. Pittsburgh (1/6)	Steals	7 vs. Pittsburgh (1/6)	Team-High Points.....	7	7/15*	
FGM.....	8 vs. Michigan (12/2)	FGM.....	10 vs. Notre Dame (1/5/20)*	10-Plus Rebounds.....	7	7/31*	
FGA.....	18 at NC State (1/20/22)	FGA.....	18 vs. Notre Dame (1/5/20)*	Team-High Rebounds.....	19	19/55*	
3FGM.....	4 vs. UT Martin (11/17)	3FGM.....	4 (3x) latest vs. UT Martin (11/17/21)	10-Plus Assists.....	0	0	
3FGA.....	4 (3x), latest at NC State (1/20/22)	3FGA.....	10 vs. UNC (2/13/20)*	Team-High Assists.....	2	2/6*	
FT.....	6 vs. Syracuse (1/13/22)	FT.....	6 vs. Syracuse (1/13/22)	*at Syracuse			
FTA.....	6 vs. Syracuse (1/13/22)	FTA.....	6 (6x), latest vs. Syracuse (1/13/22)				
Minutes.....	38 at NC State (1/20/22)	Min.....	40 (3x), latest vs. Louisville (3/6/21)*				

2021-22 GAME-BY-GAME																
Opponent	Min	FG-A	3PT-A	FT-A	O-D-T	PF	AST	TO	BLK	STL	PTS	AVG				
vs. Arizona*	20	1-7	0-1	0-0	1-7-8	3	0	2	0	0	2	2.0				
BELLARMINE*	19	5-8	2-2	0-0	6-8-14	2	3	2	3	4	12	7.0				
UT MARTIN*	21	7-9	4-4	2-2	0-2-2	1	0	1	1	2	20	11.3				
at Washington*	18	4-9	0-1	0-0	3-5-8	3	0	1	3	1	8	10.5				
at Cal Poly*	19	3-6	0-3	0-2	0-9-9	3	1	7	3	4	6	9.6				
at Colorado St*	22	4-9	1-1	1-2	0-8-8	1	1	3	2	1	10	9.7				
MICHIGAN*	35	8-15	2-4	0-0	2-12-14	3	2	5	2	5	18	10.9				
BELMONT*	21	4-8	1-2	0-2	4-4-8	0	2	3	2	1	9	10.6				
KENTUCKY*	35	2-8	0-1	0-0	1-9-10	4	2	2	2	2	4	9.9				
EKU*	21	5-10	1-3	0-0	1-9-10	1	2	3	0	6	11	10.0				
vs. UConn*	21	2-5	1-1	4-4	2-4-6	3	2	1	1	1	9	9.9				
BC*	17	5-7	1-1	3-5	3-4-7	2	4	2	0	3	14	10.3				
at Georgia Tech*	22	6-12	2-3	0-0	2-2-4	4	1	1	0	2	14	10.5				
PITT*	25	5-11	2-4	0-0	4-6-10	2	2	2	2	7	12	10.6				
SYRACUSE*	25	4-8	1-2	6-6	0-8-8	3	5	2	1	0	15	10.9				
at BC*	24	2-6	0-2	0-0	2-5-7	2	1	4	3	6	4	10.5				
at NC ST*	38	6-18	1-4	2-3	4-7-11	2	2	3	0	2	15	10.8				
WAKE FOREST*	23	5-8	2-2	3-4	2-6-8	3	3	1	1	2	15	11.0				
FSU*	32	6-13	2-4	5-6	7-5-12	2	2	4	1	5	19	11.4				
DUKE*	22	4-10	0-3	0-0	1-4-5	5	1	1	2	3	8	11.3				
at Miami*	28	2-10	2-5	1-2	3-6-9	4	5	5	1	1	7	11.0				
at Clemson																
at Syracuse																
VIRGINIA																
NOTRE DAME																
at UNC																
VIRGINIA TECH																
at Pitt																
at Notre Dame																

- Senior Year (2021-2022)**
- Tallied a season-high five assists and led the team with nine rebounds at Miami on 2/1
 - Recorded her sixth double-double of the season with a team high 19 points and 12 rebounds, including 7 offensive rebounds, adding 2 assists, 1 steal, and a career high 5 blocks in the win over FSU on 1/27
 - Led the team with eight rebounds, adding 15 points on 5-8 from the field, including 2-2 from deep, three assists, one block and two steals in the win against Wake Forest 1/23/22
 - Recorded her fifth double-double of the season notching 15 points and a team-high 11 rebounds with two assists and two steals in the loss at NC State 1/20/22
 - Racked up a team-high seven rebounds, six assists and three blocks while scoring four points with one assist in the win at Boston College on 1/16/22
 - Led the team with 8 rebounds and 5 assists, putting up 15 points in the win over Syracuse on 1/13/22
 - Stuffed the stat sheet with a team-high 12 points and 10 rebounds, adding two assists, two blocks and a career-high seven steals in the win over Pitt on 1/6
 - Scored a team-high 14 points on 6-12 from the field, 2-3 from deep, adding four rebounds, one assist and two steals in the win over Georgia Tech on 1/2
 - Led the team with 14 points, seven rebounds and four assists while shooting 5-7 from the field, including 1-1 from three in the win over Boston College on 12/30
 - Tallied nine points and six rebounds vs. UConn on 12/19
 - Recorded her fourth double-double of the season with 11 points and 10 rebounds, in addition to tying a career-high six steals vs. ECU on 12/16
 - Recorded nine points, eight rebounds and two blocks vs. Belmont on 12/5
 - Filled the stat sheet with a team-high 18 points and 14 rebounds for her second double-double of the season, in addition to five steals, two blocks and two assists vs Michigan on 12/2
 - Recorded ten points and eight rebounds at Colorado State on 12/28
 - Added eight points, eight rebounds and three blocks in only 18 minutes at Washington on 11/20
 - Recorded a team-high 20 points on a career-high 4-4 from behind the arc vs. UT Martin on 11/17.
 - Recorded 12 points and 10 rebounds by halftime vs. Bellarmine to become first UoofL player with double-double in first half since Myisha Hines-Allen did it twice in 2016-17. She finished with 12 points and 14 rebounds for her first Louisville double-double.
 - Named to Cheryl Miller Award Watch List

- Syracuse - Junior Year (2020-2021)**
- Came off the bench as a junior and was named ACC Co-Sixth Player of the Year
 - Nearly averaged a double-double with 10.5 points and 9.1 rebounds per game
 - She had 12 double-digit scoring games and seven double-doubles
 - Recorded double-double in Syracuse's ACC Tournament semifinal loss to Louisville, finishing with a season-high 21 points, while adding 10 rebounds
 - Had 77 made 3-pointers and 120 blocks in her three seasons at Syracuse

- Syracuse - Sophomore Year (2019-2020)**
- Started in all 31 games, averaged 29.3 minutes, 9 points, 9 rebounds and 2.8 rebounds per game
 - Led the team in rebounds with 286 on the season
 - Led the team with 50 blocks
 - Had nine double-doubles
 - Scored 15 points and grabbed 11 rebounds against Maryland Eastern Shore
 - Grabbed 10 rebounds and scored 14 points against Albany
 - Grabbed 15 rebounds and scored 14 points and tied her career-high in assists (6) against Houston
 - Had 16 rebounds and 12 points against Green Bay
 - Had a career-high five blocks, tied her career-high with six assists, and scored 10 points and grabbed 14 rebounds at Michigan
 - Grabbed a career-high 17 rebounds and scored 13 points against Michigan State
 - Scored a career-high 22 points and grabbed 15 rebounds against Notre Dame
 - Tied her career-high with four steals, scored 10 points and grabbed 11 rebounds at Virginia
 - Tied her career-high in assists (6) against Louisville
 - Scored 16 points and grabbed 15 rebounds against North Carolina

- Syracuse - Freshman Year (2018-2019)**
- Recorded double-digit points in five games
 - Scored a career-high 17 points versus Pittsburgh on 2/21
 - Averaged 4.9 points per game and 4.5 rebounds per game
 - Tallied a personal best 11 rebounds versus Princeton in the Cancun Challenge on 11/23
 - Recorded a career-high four assists, four steals, and four blocks versus Niagara on 12/17
 - Totalled 25 steals this season, with a career high four versus Kansas State on 11/22
 - Ranked second on the team in blocks (35)
 - Named to the ACC Preseason Newcomer List

- High School**
- A five-star recruit, ranked the No. 9 player in the Class of 2018 by espnW HoopGurlz
 - 2018 New York State Gatorade Player of the Year
 - McDonald's All-American
 - Named the No. 2 wing in her class by espnW HoopGurlz
 - Averaged 19.4 points, 15.4 rebounds and six blocks per game as a junior
 - Scored 900 points in her two years at St. Francis Prep
 - Named team MVP her junior and senior year

EMILY ENGSTLER CAREER STATISTICS																				
			Total		3-Point		F-Throws		Rebounds										Scoring	
Season	gp-gs	min/avg	fg-fga	pct	fg-fga	pct	ft-fita	pct	off	def	tot	avg	pf	fo	ast	to	blk	stl	pts	avg
2018-19*	29-0	414/14.3	59-143	.413	15-59	.254	10-16	.625	21	110	131	4.5	52	1	41	60	35	25	143	4.9
2019-20*	31-31	889/28.7	107-285	.375	36-112	.321	27-39	.692	63	211	274	8.8	71	2	81	88	50	35	277	8.9
2020-21*	22-5	658/29.9	90-216	.417	26-70	.371	26-49	.531	52	149	201	9.1	44	0	41	45	35	39	232	10.5
2021-22	21-21	506/24.1	90-197	.457	25-53	.472	27-38	.711	48	130	178	8.5	53	1	41	55	34	54	232	11.0
TOTAL	21-21	506/24.1	90-197	.457	25-53	.472	27-38	.711	48	130	178	8.5	53	1	41	55	34	54	232	11.0
All*	103-57	2467/24.0	346-841	.411	102-294	.347	90-142	.634	184	600	784	7.6	220	4	204	248	154	153	884	8.6



22 LIZ DIXON

Forward | 6-5 | Senior
Memphis, Tenn. | Georgia Tech / Ridgeway

SEASON HIGHS

Points..... 15 at Cal Poly (11/23)
Reb..... 7 vs. BC (12/30)
Asst..... 3 vs. Duke (1/30)
Blocks..... 4 vs. FSU (1/27/22)
Steals..... 1 (4x), latest vs. BC (12/30)
FGM..... 7 at Cal Poly (11/23)
FGA..... 9 at Cal Poly (11/23)
3FGM.....
3FGA.....
FT..... 4 vs. Pittsburgh (1/6)
FTA..... 4 vs. Pittsburgh (1/6), vs. FSU (1/27/22)
Minutes..... 25 vs. EKU (12/16)

CAREER HIGHS

Points..... 22 vs. Duke (1/10/19)*, vs. Wake (2/10/19)*
Reb..... 17 vs. Duke (1/10/19)*
Asst..... 4 vs. Duke (1/10/19)*
Blocks..... 4, 4x (latest) vs. FSU (1/27/22)
Steals..... 4 vs. Alabama State (12/5/18)*
FGM..... 9 vs. Duke (1/10/19)*
FGA..... 14 vs. Clemson (2/21/19)*
3FGM.....
3FGA.....
FT..... 9 vs. Pittsburgh (2/7/19)*, vs. Miami (1/26/21)
FTA..... 12 vs. Miami (1/26/21)
Minutes..... 43 vs. Wake (2/10/19)*

MISC STATS

	Season	Career
Double-Doubles.....	0	2/6*
10-Plus Points.....	4	18/37*
20-Plus Points.....	0	1/4*
30-Plus Points.....	0	0/0
Team-High Points.....	2	3/10*
10-Plus Rebounds.....	0	2/6*
Team-High Rebounds.....	1	8/14*
10-Plus Assists.....	0	0/0
Team-High Assists.....	1	1/1

*at Georgia Tech

2021-22 GAME-BY-GAME

Opponent	Min	FG-A	3PT-A	FT-A	O-D-T	PF	AST	TO	BLK	STL	PTS	AVG
vs. Arizona	15	1-4	0-0	0-0	0-2-2	3	0	1	0	0	2	2.0
BELLARMINE	15	2-5	0-0	0-0	2-2-4	2	2	1	0	0	4	3.0
UT MARTIN	13	2-5	0-0	2-3	2-2-4	4	0	1	2	0	6	4.0
at Washington	23	6-8	0-0	1-2	1-2-3	0	2	0	0	1	13	6.3
at Cal Poly	13	7-9	0-0	1-1	2-3-5	0	0	0	0	0	15	8.0
at Colorado St	12	1-1	0-0	1-2	1-2-3	3	0	2	1	0	3	7.2
MICHIGAN	16	0-6	0-0	0-0	5-5-0	0	1	2	0	0	0	6.1
BELMONT	13	4-5	0-0	0-0	3-2-5	0	1	1	0	1	8	6.4
KENTUCKY	7	1-4	0-0	0-0	2-1-3	0	0	0	1	0	2	5.9
EKU*	25	2-4	0-0	0-0	2-0-2	1	2	1	0	1	4	5.7
vs. UConn*	19	1-2	0-0	2-2	1-1-2	3	0	0	0	0	4	5.5
BC	18	4-5	0-0	2-3	3-4-7	2	2	0	0	1	10	5.9
at Georgia Tech	11	0-0	0-0	0-0	0-2-2	1	0	1	0	1	0	5.5
PITT	18	2-8	0-0	4-4	3-2-5	0	0	1	1	0	8	5.6
SYRACUSE	15	4-6	0-0	0-0	2-1-3	0	2	2	1	0	8	5.8
at BC	5	0-1	0-0	0-0	1-1-2	0	1	0	1	0	0	5.4
at NC ST	11	0-1	0-0	0-0	2-0-2	1	2	0	0	2	0	5.1
WAKE FOREST	16	5-5	0-0	2-2	1-4-5	3	0	0	1	0	12	5.5
FSU	14	3-6	0-0	1-1	2-3-5	2	1	0	4	0	7	5.6
DUKE	20	1-1	0-0	2-2	0-0-0	2	3	1	0	0	4	5.5
at Miami	15	1-2	0-0	0-0	2-1-2	0	0	1	2	1	2	5.3
at Clemson												
at Syracuse												
VIRGINIA												
NOTRE DAME												
at UNC												
VIRGINIA TECH												
at Pitt												
at Notre Dame												

Senior Year (2021-2022)

- Turned in a season high 4 blocks, adding 7 points and 5 rebounds in just 14 minutes in the win over FSU on 1/27
- Scored 12 points on a perfect 5-5 from the floor and 2-2 from the free throw line, adding five rebounds in 16 minutes in the win over Wake Forest on 1/23/2
- Ten points on 4-5 shooting, while adding seven rebounds, in just 10 minutes vs. BC on 12/30
- Recorded four points, two rebounds and two assists in her first start of the season vs. EKU on 11/16
- Recorded eight points and five rebounds in 13 minutes vs. Belmont on 12/5
- Scored 15 points on 7-9 from the field, while adding 5 rebounds at Cal Poly on 11/23
- Notched a team-high 13 points on 6-8 from the field at Washington on 11/20

Junior Year (2020-2021)

- Played in all 30 games with seven starts and ranked second on the team with 5.4 rebounds and 1.1 blocks per game. Also averaged 18.6 minutes and 7.6 points, while shooting 56.4 percent from the floor and 35-47 (.745) from the free throw line
- Named to All-ACC Academic Team
- Shot 97-172 (.565) from the floor after shooting just 56-113 (.496) last season. Scoring increased from 4.4 to 7.6 points per game, her rebounds increased from 3.6 to 5.4 rebounds per game and her blocks increased from 0.6 to 1.1 blocks per game
- In ACC games, ranked seventh in league with 1.5 blocks per game, 10th with 2.5 offensive rebounds per game and 18th with 6.1 rebounds per game
- Recorded at least one block in 21 of 30 games, including seven multi-block games
- Provided valuable minutes off the bench, recording six points and seven rebounds in the ACC Quarterfinals vs. Wake Forest on 3/5
- Posted 12 points on 6-7 from the field to close out the regular season at Notre Dame on 2/28
- Recorded eight points, and five rebounds and a team-high four blocks at Florida State on 2/21
- Recorded 12 points, five rebounds and a season-high two assists in only 20 minutes at Pittsburgh on 2/18
- Scored 13 points on 4-9 from the field, 5-5 from the line, in addition to nine rebounds and three blocks against Georgia Tech on 2/11
- 11 points on 5-6 from the field, in addition to six rebounds and a block, in her third of six straight starts at Boston College on 2/4
- Posted seven rebounds and career-high four blocks vs. NC State on 2/1
- 13 points and four rebounds in a season-high 28 minutes and her second start of the season vs. North Carolina on 1/28
- Set Louisville-high in points and posted a near double-double with 21 points and nine rebounds vs. Miami
- Recorded a double-double with 10 points and 10 rebounds in 17 minutes in a win vs. Florida State on 1/17
- Led the team with seven rebounds, in addition to six points vs. Boston College on 1/14
- Recorded 10 points and eight rebounds in her first start of the season vs. Clemson on 1/10
- Posted 14 points on 5-6 from the field in a home win vs. Bellarmine on 1/2
- Scored 12 points on 6-8 shooting in a home win vs. NKU on 1/1
- Recorded three blocked shots in 17 minutes at Duke on 12/9
- Scored seven points and grabbed seven rebounds in 15 minutes vs. UTM on 12/6
- Scored 12 points on 6-6 shooting while adding four rebounds in just nine minutes vs. DePaul on 12/4
- Recorded six points and eight rebounds in 22 minutes vs. EKU on 11/29

Sophomore Year (2019-2020)

- Played in all 32 games with four starts, averaging 4.4 points, 3.6 rebounds, while shooting 49.6 percent from the floor
- Six points and nine rebounds in 25 minutes vs. Syracuse
- Had a team-high seven rebounds, while adding six points against Notre Dame on 2/16
- Seven points on 3-4 shooting and recorded a season-high three blocks at Notre Dame
- Eight points on 4-4 shooting and two blocks at North Carolina
- Nine points on 4-5 shooting, while adding five rebounds at Miami
- 15 points on 6-7 shooting against Boise State
- In her debut as a Cardinal vs. WKU, had her fifth career double-double with team-high 13 rebounds, while adding 10 points

Georgia Tech - Freshman Year (2018-19)

- Named to the All-ACC Freshman team and three times was named ACC Freshman of the Week
- Started all 30 games for the Yellow Jackets and was second on the team and first among ACC freshmen in rebounding with 6.4 per game
- She ranked third on the team in scoring with 11.0 points per game
- Seven times she led the team in scoring and six times led the team in rebounds
- She scored in double figures 19 times and had three 20-plus point scoring games
- She finished the year with 192 rebounds, which ranks fourth all-time among freshmen in Georgia Tech history
- Recorded her first career double-double in just her third game with 13 points and 10 rebounds vs. Western Carolina
- She finished with four double-doubles on the season and against Duke on Jan. 10, she recorded her fourth double-double of the year with a career-high 22 points to go with a personal-best 17 rebounds

Personal

- Born on Sept. 29, 2000
- Daughter of Richard & Elizabeth Dixon; has three brothers - Richard, David, Josh, and one sister - Kim

LIZ DIXON CAREER STATISTICS

			Total		3-Point		F-Throws		Rebounds											Scoring	
Season	gp-gs	min/avg	fg-fga	pct	fg-fga	pct	ft-fa	pct	off	def	tot	avg	pf	fo	ast	to	blk	stl	pts	avg	
2018-19*	30-30	768/25.6	130-254	.512	0-0	.000	70-98	.714	103	89	192	6.4	78	4	25	77	33	18	330	11.0	
2019-20	32-4	461/14.4	56-113	.496	0-1	.000	29-45	.644	61	54	115	3.6	53	0	9	32	21	8	141	4.4	
2020-21	30-7	558/18.6	97-172	.564	0-0	.000	35-47	.745	68	94	162	5.4	61	0	13	29	34	12	229	7.6	
2021-22	21-2	311/14.8	47-88	.534	0-0	.000	18-22	.818	37	35	72	3.4	27	0	19	14	15	7	112	5.3	
TOTAL	83-13	1330/16.0	200-373	.536	0-1	.000	82-114	.719	166	183	349	4.2	141	0	41	75	70	27	482	5.8	
All*	113-43	2098/18.6	330-627	.526	0-1	.000	152-212	.717	269	272	541	4.8	219	4	66	152	103	45	812	7.2	

* at Georgia Tech



23 CHELSIE HALL

Guard | 5-7 | Graduate

Boca Raton, Fla. | Vanderbilt / Seffner Christian

SEASON HIGHS	CAREER HIGHS	MISC STATS
Points..... 15 vs. Kentucky (12/12)	Points 26 vs. Belmont (12/21/17)*	Double-Doubles..... 0
Reb 6 vs. UT Martin (11/17)	Reb. 8 (3x), latest at Washington (12/21/19)*	10-Plus Points 5
Asst..... 5 vs. Pittsburgh (1/6)	Asst. 10 vs. Tennessee State (11/21/18)*	20-Plus Points 0
Blocks.....	Blocks 2 at Georgia (1/9/20)*	30-Plus Points 0
Steals 5 vs. Pittsburgh (1/6), vs. Syracuse (1/13/22)	Steals 5 (4x), latest vs. Syracuse (1/13/22)	Team-High Points..... 0
FGM 4 (4x), latest at Miami (2/1/22)	FGM 10 vs. Ball State (11/20/17)*	10-Plus Rebounds 0
FGA 9 (3x), latest vs. Pittsburgh (1/6)	FGA..... 20 vs. Tennessee State (11/21/18)*	Team-High Rebounds 0
3FGM..... 2 at Miami (2/1/22)	3FGM 2, 11x (latest) vs. Auburn (3/4/20)*	10-Plus Assists..... 0
3FGA 5 at Miami (2/1/22)	3FGA 6 vs. Eastern Kentucky (12/15/19)*	Team-High Assists 7
FT 7 vs. Arizona (11/12)	FT 12 at Middle Tennessee (11/9/18)*	
FTA..... 7 vs. Arizona (11/12)	FTA..... 14 at MTSU (11/9/18)*, at Tennessee (1/7/18)*	
Minutes..... 35 vs. Arizona (11/12)	Minutes..... 42 vs. Washington (12/21/19)*	

2021-22 GAME-BY-GAME														
Opponent	Min	FG-A	3PT-A	FTA	O-D-T	PF	AST	TO	BLK	STL	PTS	AVG		
vs. Arizona*	35	2-9	1-3	7-7	1-3-4	2	3	3	0	2	12	12.0		
BELLARMINE*	19	2-7	0-1	0-0	2-0-2	0	3	0	0	3	4	8.0		
UT MARTIN*	19	0-4	0-1	0-0	0-6-6	3	3	1	0	2	0	5.3		
at Washington*	22	1-2	0-0	0-0	0-4-4	2	4	1	0	0	2	4.5		
at Cal Poly*	18	3-5	1-2	0-0	2-3-5	0	1	1	0	1	7	5.0		
at Colorado St*	17	4-9	1-3	0-0	1-2-3	4	1	0	0	0	9	5.7		
MICHIGAN*	13	1-3	0-0	0-0	0-2-2	3	1	1	0	1	2	5.1		
BELMONT*	29	3-5	1-1	4-4	1-3-4	2	1	0	0	2	11	5.9		
KENTUCKY*	33	5-10	1-2	4-6	1-1-2	3	1	3	0	1	15	6.9		
EKU*	24	2-4	0-2	2-2	0-4-4	1	4	1	0	1	6	6.8		
vs. UConn*	18	0-2	0-1	2-2	0-3-3	0	3	1	0	0	2	6.4		
BC*	21	1-4	0-1	2-2	1-1-1	1	1	1	0	2	4	6.2		
at Georgia Tech*	33	3-6	0-2	1-2	1-3-4	1	1	1	0	2	7	6.2		
PITT*	26	4-9	0-2	2-2	0-3-3	1	5	2	0	5	10	6.5		
SYRACUSE*	32	1-6	0-2	0-0	3-2-5	2	2	3	0	5	2	6.2		
at BC*	24	2-6	0-1	0-2	2-1-3	3	2	1	0	2	4	6.1		
at NC ST*	18	0-4	0-0	0-0	1-2-3	3	0	1	0	0	0	5.7		
WAKE FOREST*	16	3-4	0-0	0-0	0-0-0	1	1	1	0	1	6	5.7		
FSU*	16	0-3	0-1	0-0	1-1-2	0	2	0	0	1	0	5.4		
DUKE*	24	4-8	1-3	0-0	1-3-4	2	3	2	0	2	9	5.6		
at Miami*	20	4-8	2-5	0-0	1-2-3	3	4	2	0	0	10	5.8		
at Clemson														
at Syracuse														
VIRGINIA														
NOTRE DAME														
at UNC														
VIRGINIA TECH														
at Pitt														
at Notre Dame														

- Graduate Year (2021-2022)
- Hit a season-high two threes, contributing 10 points, four assists and three rebounds in the win at Miami on 2/1
 - Tallied 9 points, four rebounds, and a team-high three assists, while adding in two steals vs. Duke on 1/30
 - Played 32 minutes and recorded five steals for second straight game against Syracuse on 1/13
 - Scored 10 points, adding a team-high five assists, three rebounds and five steals in the win over Pittsburgh on 1/6.
 - Filled the stat sheet with seven points, four rebounds, one assist and two steals in 33 min in the win over Georgia Tech on 1/2
 - Recorded a team-high 15 points on 5-10 from the field, including three free throws in closing minutes, in win vs. Kentucky on 12/12
 - Recorded 11 points and four rebounds vs. Belmont on 12/5
 - Scored 10 of her 12 points in the third quarter, adding four rebounds and three assists in Louisville debut vs. Arizona on 11/12
- Vanderbilt - Senior Year (2020-2021)
- Started all eight games of the shortened season
 - Reached 1,000 career points against Alabama on 1/10
 - Led the team in free throw percentage (.824), three-point field goal percentage (83.3), assists (30) and total minutes played (267)
 - Shot 45-of-91 (49.5) from the field, which put her second on the team in field goal percentage
 - Her 49.5 field goal percentage also ranked 11th in the conference at the time Vanderbilt discontinued its season
 - Shot 82.4 percent from the free throw line, which was tops in the SEC when Vanderbilt's season ended
 - Recorded three or more assists in five of eight games
 - Second in team scoring with 15.4 points per game and averaged 4.8 rebounds per game
 - Had a season-high 24 points in the finale at No. 12 Kentucky on 1/17
 - Flirted with a triple-double against VCU with 11 points, nine assists and seven rebounds
- Vanderbilt - Junior Year (2019-2020)
- SEC Community Service team
 - SEC Academic honor roll
 - Started all 30 games
 - Led the team in free throw percentage (.813), assists (117) and minutes (972)
 - Ranked eighth in SEC in assists and assists per game (3.9)
 - Recorded five or more assists in nine games
 - Finished with 319 points (10.6/game), 124 rebounds and 49 steals
 - Reached double-figures in 18 games, including two 20-point games
 - Season-high eight rebounds, nine assists and 42 minutes in overtime win at Washington on 12/21
 - Season-high 21 points in a win over Ole Miss on 2/9
- Vanderbilt - Sophomore Year (2018-2019)
- Saw action in 23 games with 15 starts
 - Missed six games due to injury
 - Collected a team second-best 75 assists on the season
 - Netted double-figures 11 times
 - Season-best 23 points at Middle Tennessee on 11/9
 - Season-high 10 assists against Tennessee State on 11/21
- Vanderbilt - Freshman Year (2017-2018)
- SEC All-Freshman team
 - 31 starts, averaging 11.9 points per game and 3.5 rebounds per game
 - Averaged 11.1 points per game in SEC play
 - Ranked third among SEC freshmen in scoring
 - 19 games in double figures, including three games with 20+ points
 - Season-best five steals against Kentucky on 1/15
 - Season-best eight rebounds against Tennessee
- High School
- Three-year starter for Seffner Christian in Tampa, Fla.
 - First team All-State selection as junior and senior
 - Averaged 18.6 points per game and 5.8 rebounds per game as a senior
 - Helped Seffner Christian to 29-2 overall record and an appearance in Florida 3A state championship
 - Averaged 15.0 points/game, 4.4 assists/game and 4.0 rebounds/game, contributed to squad that made state 3A Final Four...
 - Three-year starter on high school varsity squads beginning in seventh grade prior to moving to Tampa
 - President's Honor Roll recipient

CHELSIE HALL CAREER STATISTICS																					
			Total		3-Point		F-Throws		Rebounds											Scoring	
Season	gp-gs	min/avg	fg-fga	pct	fg-fga	pct	ft-fta	pct	off	def	tot	avg	pf	fo	ast	to	blk	stl	pts	avg	
2017-18*	31-31	917/29.6	143-310	.461	14-43	.326	70-100	.700	21	86	107	3.5	69	1	95	106	0	33	370	11.9	
2018-19*	23-15	577/25.1	82-212	.387	12-38	.316	51-73	.699	16	38	54	2.3	43	1	75	62	2	19	227	9.9	
2019-20*	30-30	972/32.4	122-320	.381	23-76	.303	52-64	.813	21	103	124	4.1	68	0	117	80	5	49	319	10.6	
2020-21*	8-8	267/33.4	45-91	.495	5-6	.833	28-34	.824	6	32	38	4.8	22	0	30	25	0	12	123	15.4	
2021-22	21-21	477/22.7	45-118	.381	8-33	.242	24-29	.828	19	49	68	3.2	37	0	46	26	0	33	122	5.8	
TOTAL	21-21	477/22.7	45-118	.381	8-33	.242	24-29	.828	19	49	68	3.2	37	0	46	26	0	33	122	5.8	
All*	113-105	3210/28.4	437-1051	.416	62-196	.316	225-300	.750	83	308	391	3.5	239	2	363	299	7	146	1161	10.3	



44 OLIVIA COCHRAN

Forward | 6-3 | Sophomore
Columbus, Ga. | Carver

SEASON HIGHS		CAREER HIGHS		MISC STATS	
Points.....	19 at NC State (1/20/22)	Points.....	19 vs. DePaul (12/4/20), at NC State (1/20/22)	Double-Doubles.....	Season Career
Reb.....	13 vs. Georgia Tech (1/2)	Reb.....	15 vs. Northwestern (3/24/21)	10-Plus Points	0 21
Asst.....	6 at Colorado State (11/28)	Asst.....	6 at Colorado State (11/28/21)	20-Plus Points	0 0
Blocks.....	3 vs. Georgia Tech (1/2)	Blocks.....	3 vs. Clemson (1/10/21), vs. Ga Tech (1/2)	30-Plus Points	0 0
Steals.....	2 (3x), latest vs. Wake Forest (1/23/22)	Steals.....	2 (5x), latest vs. Wake Forest (1/23/22)	Team-High Points.....	1 4
FGM.....	8 at NC State (1/20/22), at Miami (2/1/22)	FGM.....	8 (3x), latest at Miami (2/1/22)	10-Plus Rebounds.....	1 8
FGA.....	15 at Miami (2/1/22)	FGA.....	15 at Miami (2/1/22)	Team-High Rebounds.....	2 17
3FGM.....	1 vs. FSU (1/27/22)	3FGM.....	1 vs. UNC (1/28/21), vs. FSU (1/27/22)	10-Plus Assists.....	0 0
3FGA.....	1 vs. BC (12/30), at Miami (2/1/22)	3FGA.....	2 vs. UNC (1/28/21), at FSU (2/21/21)	Team-High Assists.....	1 1
FT.....	5 at CSU (11/28), vs. Pitt (1/6)	FT.....	9 at SEMO (11/25/20)		
FTA.....	6 at CSU (11/28), vs. Pitt (1/6)	FTA.....	10 at SEMO (11/25/20)		
Minutes.....	33 vs. Georgia Tech (1/2)	Minutes.....	33 vs. NC State (2/1/21), vs. Ga. Tech (1/2)		

2021-22 GAME-BY-GAME												
Opponent	Min	FG-A	3PT-A	FT-A	O-D-T	PF	AST	TO	BLK	STL	PTS	AVG
vs. Arizona*	27	3-8	0-0	1-3	4-0-4	2	0	6	1	1	7	7.0
BELLARMINE*	18	2-5	0-0	0-0	4-1-5	1	1	1	1	1	4	5.5
UT MARTIN*	19	3-7	0-0	0-0	1-6-7	1	1	1	2	1	6	5.7
at Washington*	17	4-8	0-0	0-0	1-2-3	2	0	3	0	1	8	6.3
at Cal Poly*	20	2-4	0-0	1-1	2-5-7	0	2	3	1	1	5	6.0
at Colorado St*	24	0-2	0-0	5-6	0-2-2	1	6	0	0	2	5	5.8
MICHIGAN*	23	3-6	0-0	1-1	5-0-5	4	1	1	1	0	7	6.0
BELMONT*	23	4-7	0-0	2-2	5-2-7	3	1	4	0	2	10	6.5
KENTUCKY*	19	2-6	0-0	1-1	3-2-5	2	2	2	2	2	5	6.3
EKU	DNP											
vs. UConn	22	3-3	0-0	2-4	2-2-4	4	0	6	0	0	8	6.5
BC*	18	3-6	0-1	4-4	1-3-4	3	1	0	1	1	10	6.8
at Georgia Tech*	33	2-8	0-0	3-8	6-7-13	2	1	2	3	1	7	6.8
PITT*	19	3-3	0-0	5-6	1-3-4	2	0	1	1	1	11	7.2
SYRACUSE*	23	5-10	0-0	3-4	4-3-7	1	1	2	0	1	13	7.6
at BC*	21	3-6	0-0	2-2	2-2-4	3	1	3	1	0	8	7.6
at NC ST*	27	8-12	0-0	4-5	5-2-7	4	1	2	1	0	19	8.3
WAKE FOREST*	19	1-3	0-0	2-2	1-2-3	2	0	3	0	2	4	8.1
FSU*	29	6-10	1-1	4-4	1-6-6	2	0	0	0	0	17	8.6
DUKE*	16	3-3	0-0	1-1	1-2-3	3	1	4	1	0	7	8.5
at Miami*	30	8-15	0-1	2-3	2-3-5	0	1	0	0	0	18	9.0
at Clemson												
at Syracuse												
VIRGINIA												
NOTRE DAME												
at UNC												
VIRGINIA TECH												
at Pitt												
at Notre Dame												

Sophomore Year (2021-22)

- Recorded 18 points on 8-15 from the field, including game-winner, while adding five rebounds and one assist in the win at Miami on 2/1
- Scored 17 points on 6-10 shooting, including her first 3 of the season, with 6 rebounds in the win over FSU on 1/27
- Led the team with a career-high tying 19 points on 8-12 from the field, adding seven rebounds, one assist and one block in the loss at NC State on 1/20/22
- Put up a season-high 13 points, shooting 5-10 and adding 7 rebounds, 1 assist, and 1 steal, in the win over Syracuse on 1/13/22
- Tallied a new season-high 11 points, shooting a perfect 3-3 from the field and 5-6 from the charity stripe, adding four rebounds, one block and one steal in the win over Pitt on 1/6
- Recorded a season high 13 rebounds while tying a career high three blocks, adding seven points, one assist and one steal in 33 minutes (ties career high) in the win over Georgia Tech on 1/2
- Tied a season high 10 points, adding four rebounds, one assist, one steal and one block while hitting 3-6 shots from the field and going a perfect 4-4 from the charity stripe vs. BC on 12/30
- Added eight points and four rebounds vs. UConn on 12/19
- Recorded 10 points and seven rebounds in 22 minutes vs. Belmont on 12/5
- Filled the stat sheet with seven points, five rebounds, an assist, block and steal in the win over Michigan on 12/2
- Recorded a career-high six assists while committing zero turnovers in win at Colorado State
- Named to Katrina McClain Award Watch List

Freshman Year (2020-21)

- Played in 29 games with 25 starts, leading the team with 6.9 rebounds per game. Averaged 20.9 minutes, 9.9 points and 0.8 blocks. Shot 54.4 percent from the floor and 63-81 (.778) from the free throw line
- Named to the 2020-21 ACC All-Freshman Team
- Ranked in top five among ACC freshmen in points per game, blocks, rebounds and free throws made/attempted
- In ACC games, ranked 12th in league with 5.0 defensive rebounds per game and 6.7 total rebounds per game, while ranking 14th with 1.1 blocks per game
- Five double-doubles on the season with 13 points and 15 rebounds vs. Northwestern, 10 points and 10 rebounds vs. Syracuse, 19 points and 10 rebounds vs. DePaul, 11 points and 12 rebounds at Duke and 10 points and 11 rebounds at WF. She is the first UoFL freshman with five double-doubles in a season since Angel McCoughtry in 2005-06
- Scored in double figures in 15 of 29 games and recorded double figure rebounds seven times
- Recorded at least one block in 18 of 29 games
- Recorded her fifth double-double of the season with 13 points and a season-high 15 rebounds in the second round of the NCAA Tourney vs. Northwestern. Her 15 rebounds are tied for second most ever by a UoFL player in NCAA Tournament game
- Posted her fourth double-double of the season with 10 points and 10 rebounds vs. Syracuse in the ACC Semifinals on 3/6
- Recorded eight points, five rebounds and two blocks at Notre Dame on 2/28
- Returned to the starting lineup, contributing 12 points and a team-high nine rebounds at Florida State on 2/21
- One of four players in double-figures, recording 13 points, six rebounds and one block vs. Georgia Tech on 2/11
- Recorded a team-high 11 rebounds in a win vs. Notre Dame on 2/7
- Posted eight points and nine rebounds in a career-high 33 minutes vs. NC State on 2/1
- Converted on her first seven shots from the field, recording a team-high 17 points and seven rebounds in 30 minutes vs. North Carolina on 1/28
- Posted her third career double-double with 10 points and 11 rebounds in 28 minutes at Wake Forest on 1/24
- Recorded 18 points and a team-high seven rebounds vs. Boston College on 1/14
- Recorded a season-high three blocks and a team-high nine rebounds vs. Clemson on 1/10
- Scored a team-high 15 points on a perfect 7-7 shooting vs. Bellarmine on 1/2
- Recorded a double-double with 11 points and a team-high 12 rebounds in a win over Duke on 12/9
- Scored seven points and grabbed a team-high 10 rebounds in 19 minutes vs. UTM on 12/6
- Recorded her first career double-double with 19 points and 10 rebounds, while shooting 8-9 from floor, vs. DePaul on 12/4
- Recorded a team-high 17 points and eight rebounds, while shooting 9-10 from the free throw line, in only 18 minutes in collegiate debut at SEMO on 11/25

High School

- Named a 2020 McDonald's All-American
- Named 2020 Jersey Mike's Naismith National High School All-American honorable mention
- Comes to Louisville as the No. 18-ranked player in the class of 2020, according to espnW HoopGurlz
- The five-star prospect is tabbed as the fourth-best player at the forward position
- Prospects Nation ranked her No. 10 overall and as the third-best forward, while she is ranked No. 26 by PASS Scouting Service
- Completed alongside Hailey Van Lith in leading the USA to gold at the 2019 FIBA 3x3 U18 World Cup in Ulaanbaatar, Mongolia and scored 41 points, which ranked fourth among all competitors in the 20-team field
- Named a first team Class 4-A All-State selection by the Atlanta Journal Constitution in 2018 and 2019, while being named honorable mention as a freshman in 2017
- Was also named Georgia Class 4A All-State in 2018 and 2019
- Was named Ledger-Enquirer All-Bi-City Player of the Year in 2019, while also being named to the first team in 2018 and 2019 and the second team in 2017
- As a junior, she led Carver to their first ever Class 4-A state title. She averaged 26.0 points, 16.0 rebounds and eight blocked shots a game. She had 15 points and 11 rebounds in the state title game to cap a 32-0 season
- Named to the 2020 Naismith Trophy Girls High School Player of the Year Preseason Watch List

Personal

- Born on November 13, 2001
- Her mother, Tara Williams, was a second-team All-SEC guard as a senior at Auburn in 1997 and played two seasons in the WNBA. Her father, Antonio Cochran, was a defensive lineman at Georgia and was a fourth round pick in the 1999 NFL Draft by the Seattle Seahawks.

OLIVIA COCHRAN CAREER STATISTICS																		
Season	gp-gs	min/avg	Total		3-Point		F-Throws		Rebounds				Scoring					
			fq-fga	pct	fg-fga	pct	ft-fga	pct	off	def	tot	avg	pf	fo	ast	to	blk	stl
2020-21	29-25	607/20.9	111-204	.544	1-7	.143	63-81	.778	60	140	200	6.9	64	0	20	48	24	12
2021-22	20-19	452/22.6	68-132	.515	1-3	.333	42-56	.750	51	54	105	5.3	42	0	21	44	16	17
TOTAL	49-44	1059/21.6	179-336	.533	2-10	.200	105-137	.766	111	194	305	6.2	106	0	41	92	40	29
													pts	avg				



45 SYDNI SCHETNAN

Forward | 6-5 | Freshman
Sioux Falls, S.D. | Washington HS

SEASON HIGHS	MISC STATS	Season	Career
Points.....	Double-Doubles.....		
Reb 2 vs. UT Martin (11/17/21)	10-Plus Points		
Asst.....	20-Plus Points		
Blocks.....	30-Plus Points		
Steals 1 vs. Bellarmine (11/16/21)	Team-High Points.....		
FGM.....	10-Plus Rebounds		
FGA 1 at Colorado State (11/28/21)	Team-High Rebounds		
3FGM.....	10-Plus Assists.....		
3FGA.....	Team-High Assists		
FT			
FTA.....			
Minutes..... 8 vs. Bellarmine (11/16/21)			

2021-22 GAME-BY-GAME																
Opponent	Min	FG-A	3PT-A	FTA	O-D-T	PF	AST	TO	BLK	STL	PTS	AVG				
vs. Arizona													DNP			
BELLARMINE	8	0-0	0-0	0-0	0-1-1	0	0	0	0	1	0	0.0				
UT MARTIN	3	0-0	0-0	0-0	0-2-2	0	0	0	0	0	0	0.0				
at Washington													DNP			
at Cal Poly	6	0-0	0-0	0-0	0-1-1	2	0	0	0	0	0	0-0				
at Colorado St	4	0-1	0-0	0-0	0-0-0	0	0	0	0	0	0	0.0				
MICHIGAN	1	0-0	0-0	0-0	0-0-0	0	0	0	0	0	0	0.0				
BELMONT													DNP			
KENTUCKY													DNP			
EKU													DNP			
vs. UConn													DNP			
BC													DNP			
at Georgia Tech													DNP			
PITT													DNP			
SYRACUSE													DNP			
at BC													DNP			
at NC ST													DNP			
WAKE FOREST	3	0-0	0-0	0-0	0-0-0	0	0	0	0	0	0	0.0				
FSU													DNP			
DUKE													DNP			
at Miami													DNP			
at Clemson																
at Syracuse																
VIRGINIA																
NOTRE DAME																
at UNC																
VIRGINIA TECH																
at Pitt																
at Notre Dame																

Freshman Year (2021-2022)
• Recorded a rebound and steal in her collegiate debut vs. Bellarmine on 11/16

- High School**
- Ranked as No. 69 prospect by Collegiate Girls Basketball Report and No. 101 by PASS. Ranked as a three-star prospect and the 10th best post player by ESPNW Hoop Gurlz. Listed as a four-star prospect by Prospects Nation and the 11th best post player
 - Averaged 16.1 points, 9.2 rebounds, 4.5 blocks per game while shooting 57.6% from floor as a senior
 - Helped lead Washington to 20-2 record in 2020-21, Class AA State Champions and Metro-Conference Champions
 - Set a school record for blocks in a season with 81 as a senior and set career record with 186
 - Named 2021 Class AA All-State First Team, 2021 USA South Dakota Female Basketball Player of the Year, 2021 Class AA Player of the Year, 2021 Argus Leader First-Five Team Member, 2021 Midco Sports Class AA Player of the Year, 2021 Metro All-Conference First Team
 - Earned First Team Class AA All-State honors in 2020 after averaging 12.8 points and 8.3 rebounds, while shooting 48 percent from the floor. She blocked an impressive 75 shots in just 20 games, good for 3.8 blocks per game
 - In 2020, helped lead Washington to a 12-8 record and a spot in the Class AA state basketball tournament. She had 24 points, eight rebounds, three steals, two blocks, and an assist in a 65-48 win over No. 11 Mitchell in the state playoffs before the cancellation of tournament
 - Named 2020 Class AA All-State First Team Volleyball
 - Plans to play both basketball and volleyball at the University of Louisville

- Personal**
- Born on December 12, 2002
 - Daughter of Thad and Kim, has one sister Jady
 - Major is undecided
 - Comes from a super-athletic family as her father ran cross country at North Dakota and her mother played basketball at South Dakota State and then ended her career at the University of South Dakota-Sioux Falls
 - Her Aunt JoElle (Byre) Benson played at South Dakota State University and is in the SD High School Hall of Fame and Washington High School Hall of Fame along with her 1980 Basketball Team. She was also Miss Basketball
 - Grandpa Elton Byre played at Dakota Wesleyan University where we ended with numerous records and is the Dakota Wesleyan Hall of Fame and South Dakota BB Hall of Fame.
 - She has a cousin that plays football at Iowa, two cousins that played volleyball at SDSU

SYDNI SCHETNAN CAREER STATISTICS																				
			Total		3-Point		F-Throws		Rebounds										Scoring	
Season	gp-gs	min/avg	fg-fga	pct	fg-fga	pct	ft-fa	pct	off	def	tot	avg	pf	fo	ast	to	blk	stl	pts	avg
2021-22	6-0	25/4.2	0-1	.000	0-0	.000	0-0	.000	0	4	4	0.7	2	0	0	0	0	1	0	0.0
TOTAL	6-0	25/4.2	0-1	.000	0-0	.000	0-0	.000	0	4	4	0.7	2	0	0	0	0	1	0	0.0

2021-22 LOUISVILLE CARDINALS BASKETBALL

GAME 22: LOUISVILLE at CLEMSON | FEB 3, 2022



Official Basketball Box Score - Final
Louisville at Arizona
11/16/21 Sanford Pentagon, Sioux Falls, SD
2021-22 Women's Basketball

Game Time: 3:30 PM
Game Duration: 2:15
Attendance: 2,345

Officials: Maj Forsberg, Katie Lukacz, Roy Gubayan

Louisville - 59

Record: 0-1

NO.	Name	Min	FG M-A	3P M-A	FT M-A	Rebounds OR DR TOT	Fouls PF FD	TP	AS	TO	ST	Blocks BS BA	+/-
44	Olivia Cochran	F 27:23	3-8	0-0	1-3	4 0 4	2 3	7	0	6	1	1	-6
10	Hailey Van Lith	G 36:37	4-14	0-4	11-12	2 5 7	3 8	19	0	3	0	0	-1
14	Kianna Smith	G 29:30	3-9	1-3	0-0	0 3 3	0 0	7	0	0	0	0	3
21	Emily Engstler	G 19:33	1-7	0-1	0-0	1 7 8	3 0	2	0	2	0	0	-1
23	Chelsie Hall	G 35:04	2-9	1-3	7-7	1 3 4	2 6	12	3	3	2	0	-6
22	Liz Dixon	14:53	1-4	0-0	0-0	0 2 2	3 0	2	0	1	0	0	-1
5	Mykasa Robinson	32:33	1-2	0-0	2-4	2 2 4	1 2	4	3	1	1	0	3
2	Ahlana Smith	10:21	0-1	0-0	2-2	1 0 1	1 1	2	0	0	0	1	5
11	Norika Konno	10:34	0-1	0-0	2-2	1 1 2	0 1	2	0	0	0	0	5
12	Payton Verhulst	03:46	1-1	0-0	0-0	0 0 0	0 0	2	0	0	0	0	-5
13	Merisiah Russell	04:46	0-0	0-0	0-0	0 1 1	0 0	0	0	0	0	0	-2
Team						2 2 4		0		1			

Technical Fouls: NONE

Shooting By Period	
1 st FG%	2-11 18.2%
3PT%	0-1 0.0%
FT%	5-6 83.3%
2 nd FG%	5-12 41.7%
3PT%	1-4 25.0%
FT%	2-2 100%
3 rd FG%	4-14 28.6%
3PT%	1-3 33.3%
FT%	9-11 81.8%
4 th FG%	5-14 35.7%
3PT%	0-2 0.0%
FT%	4-5 80%
OTFG%	0-5 0.0%
3PT%	0-1 0.0%
FT%	5-6 83.3%
GM FG%	16-56 28.6%
3PT%	2-11 18.2%
FT%	25-30 83.3%

Dead Ball Rebounds: 3, 0

Arizona - 61

Record: 2-0

No.	Name	Min	FG M-A	3P M-A	FT M-A	Rebounds OR DR TOT	Fouls PF FD	TP	AS	TO	ST	Blocks BS BA	+/-
14	Sam Thomas	F 23:05	0-3	0-2	0-0	0 3 3	5 0	0	5	1	0	1 1	1
25	Cate Reese	F 33:25	6-12	3-5	6-6	1 4 5	2 6	21	0	3	1	0 0	-2
32	Lauren Ware	F 28:02	4-7	0-1	0-1	3 7 10	3 1	6	0	2	1	3 0	4
1	Shaina Pellington	G 32:32	2-10	0-0	5-6	1 3 4	3 5	9	4	4	2	0 0	-2
23	Bendu Yeanyey	G 31:16	5-17	1-6	1-1	2 2 4	4 1	12	1	2	1	0 1	4
13	Helena Pueyo	20:20	1-2	1-2	0-0	0 2 2	1 0	3	5	1	0	0 0	-1
3	Taylor Chavez	24:22	0-4	0-3	0-0	0 0 0	3 2	0	1	2	0	0 0	8
22	Ariyah Copeland	22:15	4-4	0-0	0-0	4 5 9	0 0	8	0	0	1	2 0	-1
4	Madison Conner	01:27	0-0	0-0	0-0	0 0 0	0 0	0	0	0	0	0 0	1
5	Koi Love	08:16	0-1	0-0	0-0	0 0 0	0 0	0	0	1	1	0 0	-10
Team						2 2 4				0	1		
Totals			22-60	5-19	12-14	13 28 41	21 15	61	16	17	7	6 2	2

Technical Fouls: NONE

Shooting By Period	
1 st FG%	3-10 30.0%
3PT%	1-6 16.7%
FT%	1-1 100%
2 nd FG%	6-18 33.3%
3PT%	3-6 50.0%
FT%	2-3 66.7%
3 rd FG%	6-15 40.0%
3PT%	0-3 0.0%
FT%	4-4 100%
4 th FG%	4-11 36.4%
3PT%	0-2 0.0%
FT%	5-6 83.3%
OTFG%	3-6 50.0%
3PT%	1-2 50.0%
FT%	0-0 0%
GM FG%	22-60 36.7%
3PT%	5-19 26.3%
FT%	12-14 85.7%

Dead Ball Rebounds: 1, 0

	UL	UA
Biggest lead	4 (1 st 8:13)	7 (2 nd 3:18)
Best Scoring Run	5 (4 th 9:10)	7 (2 nd 8:18)
Lead Changes	9	
Times Tied	11	
Time with Lead	14:40	25:31

Points from	UL	UA
Turnovers	13	9
Paint	24	24
Second Chance	12	7
Fast Breaks	15	4
Bench	12	11

Period by Period Scoring					
	1st	2nd	3rd	4th	TOT
UL	9	13	18	14	5 59
UA	8	17	16	13	7 61



Official Basketball Box Score - Final
UT Martin at Louisville
11/17/21 KFC Yum! Center, Louisville
2021-22 Women's Basketball

Game Time: 7:02 PM
Game Duration: 1:40
Attendance: 6,809

Officials: Eric Brevton, Katie Lukacz, Linda Mies

UT Martin - 30

Record: 2-2

NO.	Name		Min	FG M-A	3P M-A	FT M-A	Rebounds OR DR TT	Fouls PF TD	TP	AS	TO	ST	Blocks BS BA	+/-	
34	Holly Forbes	F	31:22	2-13	0-3	2-4	2 7 9	4 4	6	2	3	4	0	4	-20
5	Syngan Robins	G	30:01	2-7	0-3	0-0	1 0 0	3 0 4	1	3	0	0	1	1	-18
23	Hayley Harrison	G	31:34	2-6	1-2	1-1	0 1 1	2 4 6	0	3	1	0	2	25	-25
31	Kyannah Grant	G	34:05	0-3	0-2	2-2	0 3 3	0 1 2	3	2	0	0	0	0	-3
35	Paige Pipkin	G	35:09	5-9	1-5	1-1	1 4 5	2 6 12	0	2	1	0	0	0	-28
25	Shanice Simpson-Whiteley		11:47	0-1	0-0	0-0	3 3 3	1 0 0	0	0	0	0	0	0	-14
0	Emma Davis		14:12	0-1	0-1	0-0	2 2 0	1 0 0	0	0	0	0	0	0	-17
10	Raegan Johnson		02:10	0-0	0-0	0-0	0 0 0	0 0 0	0	0	0	0	0	0	-2
12	Mia Hurst		02:10	0-0	0-0	0-0	0 1 1	0 0 0	0	0	0	0	0	0	-2
32	Gabi Melby		07:30	0-0	0-0	0-0	0 0 0	1 0 0	0	0	0	0	0	0	-9
Team							0 0 0				5				
Totals				11-40	2-16	6-8	4 20 24	13 16 30	6	18	6	0	7	-32	

Technical Fouls: NONE

Shooting By Period	
1 st FG%	2-10 20.0%
3PT%	1-5 20.0%
FT%	0-0 0%
2 nd FG%	3-11 27.3%
3PT%	0-3 0.0%
FT%	0-0 0%
3 rd FG%	3-9 33.3%
3PT%	1-5 20.0%
FT%	4-5 80%
4 th FG%	3-10 30.0%
3PT%	0-3 0.0%
FT%	2-3 66.7%
GM FG%	11-40 27.5%
3PT%	2-16 12.5%
FT%	6-8 75.0%

Dead Ball Rebounds: 1, 0

Louisville - 62

Record: 2-1

NO.	Name		Min	FG	3P	FT	Rebounds		Fouls	TP	AS	TO	ST	Blocks	+/-			
				M-A	M-A	M-A	OR	DR	TOT	PF	FD			BS	BA			
44	Olivia Cochran	F	18:43	3-7	0-0	0-0	1	6	7	1	0	6	1	1	2	0	21	
10	Hailey Van Lith	G	25:34	1-4	0-1	0-2	1	0	1	0	1	2	3	1	0	1	25	
14	Kianna Smith	G	20:10	4-7	2-3	0-0	2	2	4	0	0	10	3	1	1	0	27	
21	Emily Engstler	G	21:08	7-9	4-4	2-2	0	2	2	1	2	20	0	1	2	1	0	25
23	Chelsie Hall	G	18:35	0-4	0-1	0-0	0	6	6	3	1	0	3	1	2	0	0	25
22	Liz Dixon		13:05	2-5	0-0	2-3	2	2	4	4	4	6	0	1	0	2	0	7
5	Mykasa Robinson		16:23	1-2	0-0	2-2	1	2	3	3	1	4	1	1	0	0	0	3
11	Norika Konno		14:26	1-2	0-0	0-0	1	1	2	2	0	2	2	1	1	0	0	3
12	Payton Verhulst		18:52	1-5	0-1	0-0	1	2	3	1	1	2	3	2	1	0	0	7
2	Ahlana Smith		16:01	1-3	0-1	0-0	0	1	1	0	0	2	1	0	0	1	0	9
13	Merisiah Russell		08:12	0-0	0-0	2-2	1	0	1	0	1	2	0	1	0	0	0	4
0	Ramari Parker		05:24	2-4	1-2	1-1	0	0	0	0	1	1	6	0	0	0	0	2
45	Sydni Schetnan		03:27	0-0	0-0	0-0	0	2	2	0	1	0	0	0	0	0	0	2
Team							0 0 0						0	0				
Totals				23-52	7-13	9-12	10 26 36			16	13	62	17	11	8	7	0	32

Technical Fouls: NONE

Shooting By Period	
1 st FG%	7-16 43.8%
3PT%	4-5 80.0%
FT%	0-0 0%
2 nd FG%	5-14 35.7%
3PT%	3-3 33.3%
FT%	3-4 75%
3 rd FG%	6-10 60.0%
3PT%	1-2 50.0%
FT%	3-5 60%
4 th FG%	5-12 41.7%
3PT%	1-3 33.3%
FT%	3-3 100%
GM FG%	23-52 44.2%
3PT%	7-13 53.8%
FT%	9-12 75.0%

Dead Ball Rebounds: 2, 0

	UTM	LOU
Biggest lead	0 (1 st 10:00)	33 (4 th 4:24)
Best Scoring Run	5 (1 st 5:54)	10 (1 st 6:48)
Lead Changes	0	
Times Tied	0	
Time with Lead	00:00	39:41

Points from	UTM	LOU
Turnovers	8	23
Paint	18	26
Second Chance	2	8
Fast Breaks	0	6
Bench	0	24

Period by Period Scoring					
	1st	2nd	3rd	4th	TOT
UTM	5	6	11	8	30
LOU	18	14	16	14	62



Official Basketball Box Score - Final
Bellarmine at Louisville
11/16/21 KFC Yum! Center, Louisville, KY
2021-22 Women's Basketball

Game Time: 7:02 PM
Game Duration: 1:42
Attendance: 7,014

Officials: Mark Resch, Erika Herriman, Bobby Ray

Bellarmine - 25

Record: 0-2

NO.	Name	Min	FG M-A	3P M-A	FT M-A	Rebounds OR DR TOT	Fouls PF FT	TP	AS	TO	ST	Blocks BS BA	+/-	
23	Lauren Deel	F 25:32	1-8	0-1	2-2	1 6 7	0 5	4	0	2	1	0	0	-35
42	Sheniqua Coatney	F 15:30	0-1	0-0	0-0	0 3 3	3 0	0	0	2	2	0	0	-20
3	Jaela Johnson	G 25:40	1-12	0-3	0-0	1 0 1	1 2	2	1	7	1	0	2	-42
15	Claire Knies	G 21:31	1-11	0-4	0-0	1 1 2	3 0	2	0	2	1	0	2	-26
22	Kathleen Scott	G 16:33	1-2	0-0	4-4	0 0 0	0 3	3	6	0	4	0	0	-21
13	Presley Brown	18:28	1-1	1-1	0-0	0 1 1	0 0	0	3	1	2	0	0	-25
14	Lucy Robertson	14:30	1-1	0-0	0-0	2 1 3	1 0	1	2	0	3	0	0	-16
0	Bailee Harney	07:26	0-1	0-0	0-0	0 0 0	0 0	0	0	1	1	0	0	-11
24	MacKenzie Keelin	20:16	1-3	1-3	1-2	2 1 3	2 2	4	0	5	0	0	0	-33
12	Anzley Adwell	25:15	0-7	0-0	2-4	1 1 2	1 2	2	0	0	0	0	1	-36
10	Haley Stoklosa	09:18	0-0	0-0	0 0 0	0 0 0	1 0	0	0	0	0	0	0	-10
Team						2 0 2		0		1				

2021-22 LOUISVILLE CARDINALS BASKETBALL

GAME 22: LOUISVILLE at CLEMSON | FEB 3, 2022



Official Basketball Box Score - Final
Louisville at Cal Poly
11/29/21 Mott Athletics Center, San Luis Obispo
2021-22 Women's Basketball

Game Time: 5:00 PM
Game Duration: 1:44
Attendance: 662

Officials: Charles Gonzalez, Kimberly Hobbs, Jen Zylstra

Louisville - 72										Record: 4-1									
NO.	Name	Min	FG M-A	3P M-A	FT M-A	Rebounds OR DR TOT	Fouls PF FD	TP	AS	TO	ST	Blocks BS BA	+/-						
44	Olivia Cochran	F 20:07	2-4	0-0	1-1	2	5	7	0	2	5	2	3	1	1	0	20		
10	Hailey Van Lith	G 20:11	4-8	0-4	1-1	2	2	4	0	2	9	3	1	1	0	0	18		
14	Kianna Smith	G 24:48	4-12	3-6	0-0	0	0	0	1	0	11	4	2	3	0	0	21		
21	Emily Engstler	G 19:29	3-6	0-3	0-2	0	9	9	3	1	6	1	7	4	3	0	17		
23	Chelsie Hall	G 18:04	3-5	1-2	0-0	2	3	5	0	0	7	1	1	1	0	0	16		
22	Liz Dixon	13:13	7-9	0-0	1-1	2	3	5	0	2	15	0	0	0	0	0	13		
5	Mykasa Robinson	12:18	0-3	0-1	0-0	0	1	1	1	0	0	4	1	2	0	0	17		
11	Norika Konno	18:22	3-6	1-4	0-0	0	2	2	0	2	7	1	0	0	1	0	22		
2	Ahlana Smith	13:09	3-4	1-2	0-0	0	1	1	1	0	7	1	1	0	0	0	16		
12	Payton Verhulst	16:28	0-6	0-3	0-0	1	3	4	0	0	0	2	1	0	1	1	17		
13	Merissah Russell	11:22	1-2	1-1	0-0	0	2	2	0	0	3	0	1	0	0	0	11		
0	Ramani Parker	06:40	1-1	0-0	0-0	1	1	2	0	0	2	0	2	0	1	0	7		
45	Sydni Schetnan	05:49	0-0	0-0	0-0	0	1	1	2	1	0	0	0	0	0	0	5		
Team			2 4 6 0 0 0																
Totals			31-66	7-26	3-5	12	37	49	8	11	72	19	20	12	7	1	40		

Technical Fouls: NONE

Cal Poly - 32													Record: 0-2																		
NO.	Name	Min	FG	3P	FT	Rebounds	Fouls	TP	AS	TO	ST	Blocks	BS	BA	+/																
			M-A	M-A	M-A	OR	DR	TOT	PF	FD																					
25	Kirsty Brown	F 22:06	2-4	0-0	0-0	0	3	3	2	1	4	1	4	2	1	1	-21														
32	Julia Nieslona	F 10:21	1-4	0-1	0-0	1	1	2	1	0	2	0	2	0	0	1	-14														
16	Dickie Vick	G 16:25	2-6	0-1	0-0	1	4	5	0	0	4	1	6	1	0	0	-14														
15	Sydney Bourland	G 22:09	0-6	0-1	0-0	2	2	2	2	1	0	1	3	1	0	1	-23														
33	Madie Willett	G 20:33	0-6	0-3	0-0	1	1	1	0	0	0	1	1	0	0	0	-25														
2	Annika Shah	21:25	2-5	2-4	0-0	0	1	1	0	0	6	0	3	0	0	0	-24														
24	Zoe Stachowski	09:16	0-3	0-0	0-0	0	1	1	1	0	0	0	0	1	0	0	-13														
14	Hannah Scanlan	19:32	1-4	0-0	2-2	2	2	4	1	1	4	0	0	0	0	0	-19														
1	Sarah Dumitrescu	15:43	4-9	0-0	4-7	2	2	4	1	5	12	1	1	1	1	0	-4														
5	Jazzy Anoushir	13:08	0-2	0-1	0-0	0	1	1	0	0	0	0	0	0	0	0	-16														
11	Julie Dickson	14:15	0-7	0-5	0-0	1	1	2	1	0	0	2	0	1	0	0	-15														
13	Lily Svetlich	10:43	0-2	0-1	0-0	1	1	2	1	0	0	2	0	2	0	0	-10														
22	Faith Bergstrom	04:24	0-1	0-0	0-0	0	0	0	0	0	0	0	0	0	0	0	-2														
Team						3	4	7			0																				
Totals			12-59	2-17	6-9	12	24	36	11	8	32	9	23	8	1	7	-40														

Technical Fouls: NONE

	UL	CP			Points from	UL	CP	Period by Period Scoring				
Biggest lead	40 (4 th 0:17)	4 (1 st 8:23)	Turnovers		27	8						
Best Scoring Run	12 (1 st 4:22)	5 (4 th 3:04)	Paint		30	10	1st2nd3rd4thTOT					
Lead Changes			Second Chance		15	2	UL	14	20	18	20	72
Times Tied	1		Fast Breaks		13	4	CP	9	7	7	9	32
Time with Lead	35:17	02:37	Bench		34	22						



Official Basketball Box Score - Final
Louisville at Colorado State
11/29/21 Moby Arena, Fort Collins
2021-22 Women's Basketball

Game Time: 12:00 PM
Game Duration: 1:31
Attendance: 1,336

Officials: Brenda Perotio, Melissa Barlow, Michol Murray

Louisville - 71													Record: 5-1												
NO.	Name	Min	FG	3P	FT	Rebounds	Fouls	TP	AS	TO	ST	Blocks	BS	BA	+/	Shooting By Period									
			M-A	M-A	M-A	OR	DR	TOT	PF	FD						1st	FG%	9-16	56.3%						
44	Olivia Cochran	F 23:36	0-2	0-0	5-6	0	2	2	1	3	5	6	0	2	0	0	3PT%	3-5	60.0%						
10	Hailey Van Lith	G 22:06	1-3	0-0	2-2	1	1	2	3	3	4	1	4	1	0	0	FT%	3-4	75%						
14	Kianna Smith	G 20:06	5-7	1-2	0-0	0	2	2	0	0	11	1	0	0	0	7	2nd	FG%	8-13	61.5%					
21	Emily Engstler	G 21:48	4-9	1-1	1-2	0	8	8	1	1	10	1	3	1	2	1	3PT%	1-2	50.0%						
23	Chelsie Hall	G 16:34	4-9	1-3	0-0	1	2	3	4	0	9	1	0	0	0	1	FT%	0-0	0%						
22	Liz Dixon	12:09	1-1	0-0	1-2	1	2	3	3	1	3	0	2	0	1	0	3rd	FG%	6-11	54.5%					
2	Arianna Smith	15:37	5-7	1-1	0-0	0	3	3	0	1	11	0	2	0	1	17	3PT%	1-1	100.0%						
15	Nyrika Robinson	15:37	4-6	0-0	0-0	0	5	5	0	1	10	0	2	0	0	10	FT%	3-4	75%						
11	Nyrika Kono	18:12	1-2	0-0	0	0	5	5	1	0	2	2	2	0	0	0	4th	FG%	5-13	38.5%					
13	Marsha Russell	12:05	1-4	0-1	1-1	1	1	2	2	1	3	1	0	0	0	0	3PT%	0-2	0.0%						
12	Payton Verhelst	15:01	2-2	1-1	0-0	1	0	1	2	1	5	1	1	2	0	3	FT%	0-5	80%						
45	Sydni Schetina	04:15	0-1	0-0	0-0	0	0	0	0	0	0	0	0	0	0	-2	GM	FG%	29-53	52.8%					
0	Ramari Parker	02:54	0-0	0-0	0-0	0	1	1	0	0	0	0	0	0	0	-4	3PT%	5-10	50.0%						
Team						0 4 4			0			0			0			FT 10-13			76.9%				
Totals			28:53			5-10 10-13			7 32 39			19 10			71 14			15 6 4 2 15			Team Total			76.9%	
																Technical Fouls							0		

GAME 22: LOUISVILLE at CLEMSON | FEB 3, 2022



Officials: Jules Gallien, Tiara Cruse, Teresa Stuck

Shooting By Period		
1 st FG%	6-14	42.9%
3PT%	1-3	33.3%
FT%	0-2	0%
2 nd FG%	7-13	53.8%
3PT%	2-3	66.7%
FT%	4-8	50%
3 rd FG%	1-13	7.7%
3PT%	0-4	0.0%
FT%	4-4	100%
4 th FG%	7-14	50.0%
3PT%	0-3	0.0%
FT%	5-6	83.3%
GM FG%	21-54	38.9%
3PT%	3-13	23.1%
FT%	13-20	65.0%

Dead Ball Rebounds: 5, 1

Shooting By Period		
1 st	FG%	7-19 36.8%
	3PT%	2-3 66.7%
	FT%	3-4 75%
2 nd	FG%	6-17 35.3%
	3PT%	1-5 20.0%
	FT%	0-0 0%
3 rd	FG%	5-16 31.3%
	3PT%	1-4 25.0%
	FT%	1-2 50%
4 th	FG%	8-13 61.5%
	3PT%	0-1 0.0%
	FT%	4-6 66.7%
GM	FG%	26-65 40.0%
	3PT%	4-13 30.8%
	FT%	8-12 66.7%

Dead Ball Rebounds: 3.0

Shooting By Period		
1 st	FG%	4-11 36.4%
	3PT%	1-3 33.3%
	FT%	1-2 50%
2 nd	FG%	5-17 29.4%
	3PT%	3-8 37.5%
	FT%	5-6 83.3%
3 rd	FG%	1-7 14.3%
	3PT%	0-2 0.0%
	FT%	3-5 60%
4 th	FG%	2-12 16.7%
	3PT%	1-3 33.3%
	FT%	0-0 0%
GM	FG%	12-47 25.5%
	3PT%	5-16 31.3%
	FT%	9-13 69.2%

Dead Ball Rebounds: 2, 0

Shooting By Period			
1 st	FG%	10-19	52.6%
	3PT%	2-9	22.2%
	FT%	3-3	100%
2 nd	FG%	11-16	68.8%
	3PT%	3-5	60.0%
	FT%	1-1	100%
3 rd	FG%	7-14	50.0%
	3PT%	5-7	71.4%
	FT%	0-0	0%
4 th	FG%	5-16	31.3%
	3PT%	1-6	16.7%
	FT%	1-2	50%
GM	FG%	33-65	50.8%
	3PT%	11-27	40.7%
	FT%	5-6	83.3%

Game Time: 7:02 PM
Game Duration: 1:50
Attendance: 7,709

Officials: Joe Vaszily, Puslani Sourlock, Jeff Smith

Officials: Denise Brooks, Luis Gonzalez, Brandon Enterline

Shooting By Period			
1 st	FG%	4-16	25.0%
	3PT%	1-6	16.7%
	FT%	0-0	0%
2 nd	FG%	5-10	50.0%
	3PT%	4-6	66.7%
	FT%	2-2	100%
3 rd	FG%	8-16	50.0%
	3PT%	0-0	0.0%
	FT%	1-2	50%
4 th	FG%	5-9	55.6%
	3PT%	3-3	100.0%
	FT%	14-16	87.5%
GM	FG%	22-51	43.1%
	3PT%	8-15	53.3%
	FT%	17-20	85.0%

Shooting By Period			
1 st	FG%	6-15	40.0%
	3PT%	0-2	0.0%
	FT%	4-4	100%
2 nd	FG%	5-11	45.5%
	3PT%	0-2	0.0%
	FT%	2-4	50%
3 rd	FG%	8-17	47.1%
	3PT%	1-4	25.0%
	FT%	0-0	0%
4 th	FG%	8-21	38.1%
	3PT%	2-7	28.6%
	FT%	1-2	50%
GM	FG%	27-64	42.2%
	3PT%	3-15	20.0%
	FT%	7-10	70.0%

Dead Ball Rebounds: 7, 0

Shooting By Period		
1st	FG	3-15 20.0%
	3PT%	0-4 0.0%
	FT%	6-6 100%
2nd	FG	10-16 62.5%
	3PT%	3-6 50.0%
	FT%	0-1 0%
3rd	FG	8-16 50.0%
	3PT%	1-1 100.0%
	FT%	7-13 53.8%
4th	FG	9-17 52.9%
	3PT%	1-4 25.0%
	FT%	1-1 100%
MTG FG	30-64	46.9%
	3PT%	5-15 33.3%
	FT%	14-21 66.7%

Dead Ball Rebounds: 4, 1

2 NCAA RUNNER-UPS (2009, 2013) | 3 FINAL FOURS (2009, 2013, 2018) | 6 ELITE EIGHTS | 10 SWEET 16'S | 23 NCAA TOURNAMENTS

2021-22 LOUISVILLE CARDINALS BASKETBALL

GAME 22: LOUISVILLE at CLEMSON | FEB 3, 2022



Official Basketball Box Score - Final
Louisville at Georgia Tech
01/02/22 McCamish Pavilion, Atlanta, GA
Georgia Tech vs. Louisville

Game Time: 12:00 PM
Game Duration: 1:58
Attendance: 1,918



Official Basketball Box Score - Final
Pittsburgh at Louisville
01/06/22 KFC Yum! Center, Louisville
2021-22 Women's Basketball

Game Time: 6:00 PM
Game Duration: 1:50
Attendance: 6,703

Louisville - 50

Record: 12-1 (2-0)

NO.	Name	Min	FG M-A	3P M-A	FT M-A	Rebounds OR DR TOT	Fouls PF FLD	TP	AS	TO	ST	Blocks BS	BA	+/-
44	Olivia Cochran	F 33:28	2-8	0-0	3-8	6 7 13	2 4	7	1	2	1	3	0	11
10	Hailey Van Lih	G 28:59	2-10	0-1	3-6	1 3 4	1 4	7	1	3	3	0	1	2
14	Kianna Smith	G 28:30	2-6	2-4	0-0	2 4 6	3 2	6	3	2	1	1	0	10
21	Emily Engstler	G 22:20	6-12	2-3	0-0	2 2 4	4 0	14	1	1	2	0	0	17
23	Chelsie Hall	G 32:34	3-6	0-2	1-2	1 3 4	1 4	7	1	1	2	0	0	3
22	Liz Dixon	11:10	0-0	0-0	0-0	0 2 2	1 0	0	0	1	0	1	0	-10
2	Ahlana Smith	12:00	1-4	1-4	0-0	0 0 0	4 0	3	0	1	0	1	0	-12
11	Norika Konno	07:58	0-0	0-0	0-0	0 0 0	0 0	0	0	1	0	0	0	-9
5	Mykasa Robinson	12:42	1-2	0-0	0-0	0 1 1	1 1	2	2	3	0	0	0	-10
12	Payton Verhulst	10:19	2-4	0-2	0-0	0 0 0	0 4	0	1	1	0	0	0	8
Team						0 2 2	0 0	0	1					
Totals			19-52	5-16	7-16	12 24 36	18 15	50	9	17	10	6	1	2

Technical Fouls: Coach 3rd 5:02

Shooting By Period
1 st FG% 1-12 8.3%
3PT% 0-3 0.0%
FT% 1-4 25%
2 nd FG% 7-16 43.8%
3PT% 2-6 33.3%
FT% 1-6 16.7%
3 rd FG% 3-11 27.3%
3PT% 1-4 25.0%
FT% 0-0 0%
4 th FG% 8-13 61.5%
3PT% 2-3 66.7%
FT% 5-6 83.3%
GM FG% 19-52 36.5%
3PT% 5-16 31.3%
FT% 7-16 43.8%

Dead Ball Rebounds: 4, 0

Georgia Tech - 48

Record: 10-3 (1-1)

NO.	Name	Min	FG	3P	FT	Rebounds	Fouls	TP	AS	TO	ST	Blocks	BS	BA	+/-		
			M-A	M-A	M-A	OR	DR	TOT	PF	FD							
13	Lorela Cubaj	F 39:17	5-8	1-1	1-2	1	15	16	2	6	12	5	5	2	1	0	1
45	Digna Strautmane	F 37:07	4-10	4-6	1-2	0	3	3	2	2	13	1	2	1	0	1	-4
20	Nerea Hermosa	C 39:30	3-7	0-0	2-2	2	2	4	2	2	8	1	3	1	0	0	-2
24	Eylia Love	G 26:52	1-10	1-3	0-2	3	1	4	5	1	3	1	3	1	0	4	13
31	Lotta-Maj Lahtinen	G 38:53	2-9	2-6	4-6	0	1	1	4	4	10	3	8	0	0	1	-2
15	Avyonce Carter	17:38	0-2	0-1	2-4	1	2	3	0	2	2	1	0	1	0	0	-13
33	Carryn Harrison	00:43	0-0	0-0	0-0	0	0	0	0	0	0	0	0	0	0	0	-3
Team						2	1	3	0	0	0						
Totals			15-46	8-17	10-18	9	25	34	15	17	48	12	22	6	1	6	2

Technical Fouls: NONE

Shooting By Period
1 st FG% 3-11 27.3%
3PT% 3-5 60.0%
FT% 2-2 100%
2 nd FG% 3-9 33.3%
3PT% 1-4 25.0%
FT% 2-4 50%
3 rd FG% 3-15 20.0%
3PT% 1-3 33.3%
FT% 5-10 50%
4 th FG% 6-11 54.5%
3PT% 3-5 60.0%
FT% 1-2 50%
GM FG% 15-46 32.6%
3PT% 8-17 47.1%
FT% 10-18 55.6%

Dead Ball Rebounds: 6, 1

	LOU	GT
Biggest lead	3 (3 rd 9:34)	11 (2 nd 9:01)
Best Scoring Run	8 (3 rd 9:34)	8 (2 nd 9:01)
Lead Changes	3	
Times Tied	4	
Time with Lead	01:17	33:33

Points from	LOU	GT
Turnovers	15	17
Paint	20	8
Second Chance	6	9
Fast Breaks	6	0
Bench	9	2

Period by Period Scoring
1st 2nd 3rd 4th TOT
LOU 3 17 7 23 50
GT 11 9 12 16 48

Pittsburgh - 39

Record: 9-5 (0-3)

NO.	Name		Min	FG	3P	FT	Rebounds	Fouls	TP	AS	TO	ST	Blocks	BS	BA	+/-		
				M-A	M-A	M-A	OR	DR	TOT	PF	FD							
5	Amber Brown	F	25:18	1-4	0-0	3-4	0	3	3	1	3	5	2	8	1	0	-19	
15	Mary Dunn	F	12:31	1-6	0-1	1-2	1	3	4	1	1	3	0	0	0	2	1	
1	Dayshanette Harris	G	24:43	1-7	0-0	0-0	0	3	3	0	1	2	2	9	0	0	-29	
3	Taisha Exanor	G	25:50	3-5	0-2	0-0	0	3	3	2	0	6	1	8	2	0	-33	
20	Jayla Everett	G	08:32	1-3	1-1	0-0	0	0	0	0	0	3	0	0	0	0	-4	
4	Emy Haykove		27:47	2-7	0-2	4-6	1	2	3	4	6	8	2	4	2	0	-23	
23	Rita Igkholwe		24:15	3-10	0-0	1-1	6	8	14	1	6	1	2	1	2	1	27	
14	Cynthia Ezeja		09:24	1-3	0-0	0-0	2	2	3	0	0	2	0	1	0	3	0	-20
23	Destiny Strother		20:30	1-6	1-3	1-2	0	2	2	2	0	4	0	1	1	0	0	-15
21	Maliyah Johnson		14:17	0-1	0-0	0-0	1	1	2	0	2	0	1	1	0	0	0	-26
13	Tracey Hueston		08:53	0-2	0-0	0-0	1	1	2	0	0	0	0	0	0	0	0	-15
Team							4	1	5	0	0	1						
Totals				14-54	2-9	9-15	14	29	43	17	14	39	9	35	7	5	5	-42

Technical Fouls: NONE

Shooting By Period
1 st FG% 3-12 25.0%
3PT% 1-2 50.0%
FT% 1-2 50%
2 nd FG% 2-9 22.2%
3PT% 0-2 0.0%
FT% 1-2 50%
3 rd FG% 5-18 27.8%
3PT% 1-4 25.0%
FT% 1-2 50%
4 th FG% 4-15 26.7%
3PT% 0-1 0.0%
FT% 6-9 66.7%
GM FG% 14-54 25.9%
3PT% 2-9 22.2%
FT% 9-15 60.0%

Dead Ball Rebounds: 2, 0

Louisville - 81

Record: 13-1 (3-0)

NO.		Min	FG	M-A	3P	FT	Rebounds	Fouls	TP	AS	TO	ST	Blocks	BS	BA	+/-		
							OR	DR	TOT									
44	Olivia Cochran	F 18:59	3-3	0-0	5-6	1	3	4	2	4	11	0	1	1	1	0	22	
10	Hailey Van Lih	G 25:17	4-11	2-5	2-2	0	0	0	0	3	12	4	2	3	0	0	34	
14	Kianna Smith	G 24:22	3-12	1-5	0-0	1	2	3	1	1	7	2	2	1	0	1	23	
21	Emily Engstler	G 25:26	5-11	2-4	0-0	4	6	10	2	0	12	2	2	7	2	0	30	
23	Chelsie Hall	G 25:30	4-9	0-2	2-2	0	3	3	1	2	10	5	2	5	0	25		
22	Liz Dixon	18:27	2-8	0-0	4-4	3	2	5	0	3	8	0	1	0	1	1	24	
2	Ahlana Smith	21:37	2-5	0-0	0-0	0	2	2	4	1	4	1	3	1	0	1	24	
12	Payton Verhulst	22:33	3-8	2-4	2-2	0	7	7	1	1	10	2	0	1	1	1	25	
13	Merissa Russell	14:35	1-2	1-1	2-2	1	2	3	2	2	5	1	2	0	0	1	6	
0	Ramani Parker	03:14	1-1	0-0	0-0	0	1	1	2	0	2	0	0	0	0	0	-3	
Team						3	2	5	0	0	0							
Totals				28-70	8-21	17-18	13	30	43	15	17	81	17	15	19	5	5	42

Technical Fouls: Engstler 2nd 5:09

Shooting By Period
1 st FG% 7-21 33.3%
3PT% 1-5 20.0%
FT% 4-4 100%
2 nd FG% 9-21 42.9%
3PT% 3-7 42.9%
FT% 0-0 0%
3 rd FG% 6-13 46.2%
3PT% 2-5 40.0%
FT% 9-10 90%
4 th FG% 6-15 40.0%
3PT% 2-4 50.0%
FT% 4-4 100%
GM FG% 28-70 40.0%
3PT% 8-21 38.1%
FT% 17-18 94.4%

Dead Ball Rebounds: 1, 0

	PIT	LOU
Biggest lead	0 (1 st 10:00)	45 (4 th 3:40)
Best Scoring Run	5 (3 rd 2:35)	11 (2 nd 7:44)
Lead Changes	0	
Times Tied	0	
Time with Lead	00:00	37:13

Points from	PIT	LOU
Turnovers	5	32
Paint	18	34
Second Chance	3	9
Fast Breaks	4	16
Bench	20	29

Period by Period Scoring
1st 2nd 3rd 4th TOT
PIT 8 5 12 14 39
LOU 19 21 23 18 81



Official Basketball Box Score - Final
Syracuse at Louisville
01/13/22 KFC Yum! Center, Louisville
2021-22 Women's Basketball

Game Time: 7:02 PM
Game Duration: 1:43
Attendance: 7,307



Official Basketball Box Score - Final
Louisville at Boston College
01/16/22 Conte Forum, Chestnut Hill, Mass.
2021-22 Women's Basketball

Game Time: 12:00 PM
Game Duration: 2:10
Attendance: 1,066

Syracuse - 71

Record: 8-8 (1-5)

NO.	Name	Min	FG	3P	FT	Rebounds		Fouls	PF	TP	AS	TO	ST	Blocks	BS	BA	
			M-A	M-A	M-A	OR	DR	TOT	PF	FD							
4	Alaysia Styles	F 38:49	4-5	0-0	2-4	4	4	8	4	2	10	2	3	2	0	0	-15
5	Taisha Hyman	G 32:50	6-14	1-1	3-4	1	5	6	3	3	16	2	4	0	0	0	-7
10	Naje Murray	G 35:24	2-9	1-4	0-0	1	4	5	4	0	5	2	2	1	0	1	-6
32	Christlyn Carr	G 40:00	7-10	3-4	0-0	0	5	5	2	17	2	4	0	0	1	13	
43	Christianna Carr	G 36:27	6-14	3-8	4-4	2	1	3	3	1	19	2	5	1	1	15	
25	Alaina Rice	16:30	1-2	0-0	2-2	0	0	0	0	1	4	0	1	0	0	0	-9
Team						1	3	4	0	0	1						
Totals			26-54	8-17	11-14	9	22	31	16	8	71	10	20	4	1	3	-13

Technical Fouls: NONE

Shooting By Period
1 st FG% 8-16 50.0%
3PT% 2-4 50.0%
FT% 0-0 0%
2 nd FG% 4-12 33.3%
3PT% 1-4 25.0%
FT% 8-10 80%
3 rd FG% 8-12 66.7%
3PT% 4-6 66.7%
FT% 1-2 50%
4 th FG% 6-14 42.9%
3PT% 1-3 33.3%
FT% 2-2 100%
GM FG% 26-54 48.1%
3PT% 8-17 47.1%
FT% 11-14 78.6%

Dead Ball Rebounds: 2, 0

Louisville - 84

Record: 14-1 (4-0)

NO.	Name	Min	FG	3P	FT	Rebounds	Fouls	TP	AS	TO	ST	Blocks	BS	BA	+/-
			M-A	M-A	M-A	OR	DR	TOT	FF	FD					
44	Olivia Cochran	F 22:59	9-10	0-0	3-4	4	3	7	1	13	1	2	1	0	0
10	Haley Van Lath	G 35:13	5-16	2-6	0-0	0	3	3	1	1	20	3	1	1	0
14	Kianna Smith	G 30:08	8-12	4-7	0-0	0	0	0	1	20	5	0	2	0	0
21	Emily Engstler	G 34:47	4-6	1-2	6-6	0	8	8	3	3	15	2	0	1	1
5	Chelsie Hall	G 32:21	1-6	0-2	0-0	3	2	5	2	4	2	2	3	0	0
22	Liz Dixon	G 22:46	4-6	1-4	0-0	1	0	1	2	8	0	0	0	0	0
23	Mykela Robinson	G 18:12	1-4	0-0	1-1	0	1	1	1	2	4	0	2	0	13
12	Payton Verhulst	G 07:39	1-3	0-0	0-0	1	0	1	0	2	0	0	0	0	1
11	Norika Konno	G 06:52	1-1	0-0	0-0	1	0	1	1	0	2	0	1	0	1
Team						0	2	2		0					
Totals			34-66	7-17	9-10	11	20	31	9	16	84	22	10	11	3

2021-22 LOUISVILLE CARDINALS BASKETBALL

GAME 22: LOUISVILLE at CLEMSON | FEB 3, 2022



Official Basketball Box Score - Final
Louisville at NC State
01/20/22 Reynolds Coliseum, Raleigh
2021-22 Women's Basketball

Game Time: 7:30 PM
Game Duration: 1:56
Attendance: 5,500



Official Basketball Box Score - Final
Wake Forest at Louisville
01/22/22 KFC Yum! Center, Louisville
2021-22 Women's Basketball

Game Time: 2:02 PM
Game Duration: 1:56
Attendance: 5,802

Louisville - 59

Record: 15-2 (5-1)

NO.	Name	Min	FG		3P	FT		Rebounds		Fouls		TP	AS	TO	ST	Blocks		+/-
			M-A	M-A	M-A	M-A	OR	DR	OT	PF	FD					BS	BA	
44	Olivia Cochran	F 27:07	8-12	0-0	3-4	5	2	7	4	3	19	1	2	0	1	1	-15	
10	Hailey Van Lith	G 33:04	6-17	1-3	0-1	1	0	1	2	3	13	4	2	1	0	1	-14	
14	Kianna Smith	G 36:47	4-10	0-2	0-0	1	2	3	0	2	8	2	0	0	1	0	-13	
21	Emily Engstler	G 37:30	6-18	1-4	2-3	4	7	11	2	3	15	2	3	2	0	1	-8	
23	Chelsie Hall	G 18:17	0-4	0-0	0-0	1	2	3	0	0	0	0	1	0	0	0	-3	
2	Ahlana Smith	21:43	0-5	0-3	1-2	0	1	1	2	1	1	0	0	1	2	0	-12	
22	Liz Dixon	11:26	0-1	0-0	0-0	2	0	2	1	2	0	2	0	2	0	0	4	
12	Payton Verhulst	01:47	0-1	0-0	1-2	0	0	0	1	1	1	0	0	0	0	0	1	
5	Mykasa Robinson	12:19	1-1	0-0	0-0	2	5	7	4	0	2	1	3	1	0	0	9	
Team			2		2	2	4	0	0	0	1							
Totals			25-69	2-12	7-12	18	21	39	19	15	59	12	12	7	4	3	9	

Technical Fouls: NONE

Shooting By Period	
1st FG%	9-19 47.4%
3PT%	0-1 0.0%
FT%	0-1 0.0%
2nd FG%	6-19 31.6%
3PT%	1-5 20.0%
FT%	3-6 50.0%
3rd FG%	7-17 41.2%
3PT%	1-2 50.0%
FT%	2-3 66.7%
4th FG%	3-14 21.4%
3PT%	0-4 0.0%
FT%	2-2 100%
GM FG%	25-69 36.2%
3PT%	2-12 16.7%
FT%	7-12 58.3%

Dead Ball Rebounds: 2, 0

NC State - 68

Record: 17-2 (8-0)

NO.	Name	Min	FG	3P	FT	Rebounds	Fouls	TP	AS	TO	ST	Blocks	+/-					
			M-A	M-A	M-A	OR	DR	PF	FD			BS	BA					
25	Kayla Jones	F 24:41	1-2	0-1	0-0	0	2	2	4	1	2	3	0	1	0	0	12	
33	Elissa Cunane	C 28:04	4-7	0-0	7-7	3	9	12	2	6	15	1	1	1	2	1	9	
2	Raina Perez	G 25:20	2-6	1-2	2-2	0	3	3	2	2	7	2	1	0	0	1	-13	
3	Kai Crutchfield	G 32:22	1-6	0-2	1-2	0	2	2	2	1	3	2	3	1	1	1	10	
11	Jakia Brown-Turner	G 29:19	5-8	2-5	2-2	1	1	2	1	2	14	2	4	1	0	0	13	
5	Jada Boyd	10:24	2-2	0-0	1-2	2	4	6	0	2	5	1	2	0	0	0	-3	
0	Diamond Johnson	25:19	6-19	3-8	1-2	2	4	6	2	4	16	3	1	0	1	0	20	
41	Camille Hobby	11:56	2-3	0-0	2-2	2	1	3	2	1	6	0	1	1	0	0	0	
0	Aziah James	07:40	0-2	0-1	0-0	0	1	2	0	0	0	0	2	0	0	0	-3	
21	Madison Hayes	04:55	0-0	0-0	0-0	1	0	1	0	0	0	0	0	0	0	0	0	
Team			1			2	3	0	0	0	0							
Totals			23-55	6-19	16-19	13	29	42	15	19	68	14	15	4	3	4	9	

Technical Fouls: NONE

Shooting By Period	
1st FG%	6-12 50.0%
3PT%	1-4 25.0%
FT%	2-2 100%
2nd FG%	2-13 15.4%
3PT%	0-3 0.0%
FT%	2-4 50%
3rd FG%	4-16 25.0%
3PT%	0-6 0.0%
FT%	8-8 100%
4th FG%	11-14 78.6%
3PT%	5-6 83.3%
FT%	4-5 80%
GM FG%	23-55 41.8%
3PT%	6-19 31.6%
FT%	16-19 84.2%

Dead Ball Rebounds: 1, 0

	LOU	NCSU
Biggest lead	16 (2nd 2:57)	13 (4th 0:43)
Best Scoring Run	13 (2nd 2:57)	17 (4th 4:04)
Lead Changes	9	
Times Tied	1	
Time with Lead	29:48	09:38

	LOU	NCSU
Points from Turnovers	18	22
Paint	32	28
Second Chance	18	14
Fast Breaks	4	11
Bench	4	27

Period by Period Scoring	
1st	18
2nd	16
3rd	17
4th	8
TOT	59

LOU	18	16	17	8	59
NCSU	15	6	16	31	68

Wake Forest - 60

Record: 12-8 (2-7)

NO.	Name	Min	FG	3P	FT	Rebounds	Fouls	TP	AS	TO	ST	Blocks	+/-				
			M-A	M-A	M-A	OR	DR	TOT	PF	FD		BS	BA				
20	Olivia Summiel	F 32:44	4-10	2-5	0-0	3	4	7	4	1	10	2	1	0	0	-12	
23	Christina Morra	F 16:24	1-3	0-0	0-0	3	1	4	2	2	2	1	3	0	0	0	-12
2	Kaia Harrison	G 29:43	2-4	0-0	2-2	2	0	2	2	2	6	0	4	2	0	0	-14
21	Elise Williams	G 27:50	2-8	2-4	8-11	0	1	1	1	5	14	2	2	2	1	0	-20
24	Jewel Spear	G 36:18	7-20	5-11	3-4	1	3	4	0	2	22	1	3	1	0	1	-14
32	Alexandria Scruggs	18:46	0-4	0-0	2-4	2	1	3	2	2	0	1	0	0	0	0	8
5	Malaya Cowles	06:11	0-0	0-0	0-0	0	2	2	0	0	2	0	1	0	0	0	-13
14	Niyah Becker	09:39	0-2	0-0	2-2	0	0	0	0	2	0	0	0	0	1	0	-6
25	Demeara Hinds	17:15	0-1	0-0	1-2	5	3	8	3	2	1	0	3	1	0	0	13
0	Alyssa Andrews	05:10	0-2	0-1	1-2	0	0	0	0	1	1	1	0	0	0	0	10
Team			1			1	2	0	0	0	0						
Totals			16-54	9-21	19-27	17	16	33	15	21	60	8	17	6	2	2	-12

Technical Fouls: NONE

Shooting By Period	
1st FG%	8-16 50.0%
3PT%	4-8 50.0%
FT%	2-2 66.7%
2nd FG%	1-14 7.1%
3PT%	1-2 50%
FT%	1-2 50%
3rd FG%	2-12 16.7%
3PT%	1-2 50%
FT%	6-8 75%
4th FG%	5-12 41.7%
3PT%	3-5 60.0%
FT%	10-14 71.4%
GM FG%	16-54 29.6%
3PT%	9-21 42.9%
FT%	19-27 70.4%

Dead Ball Rebounds: 2, 0

Louisville - 72

Record: 16-2 (6-1)

NO.	Name	Min	M-A	M-A	M-A	OR	DR	TOT	PF	FD	TP	AS	TO	ST	BS	BA	+/-																														
44	Olivia Cochran	F 18:41	1-3	0-0	2-2	1	2	3	2	2	2	4	0	3	2	0	0	4																													
10	Hailey Van Lith	G 29:23	6-13	3-6	2-2	0	4	4	2	2	17	6	1	1	0	1	38																														
14	Kianna Smith	G 22:15	2-8	1-4	0-0	0	1	1	4	1	5	0	2	1	0	0	-6																														
21	Emily Engstler	G 23:08	5-8	2-2	3-4	2	6	8	3	3	15	3	1	2	1	1	25																														
23	Chelsie Hall	G 16:10	3-4	0-0	0-0	0	0	0	1	1	6	1	1	1	0	0	8																														
5	Mykasa Robinson	23:48	1-1	0-0	0-0	2	2	4	1	1	2	7	3	1	0	0	21																														
22	Liz Dixon	16:23	5-5	0-0	2-2	1	4	5	3	3	12	0	0	0	0	1	26																														
2	Ahlana Smith	20:58	1-2	1-2	0-0	0	1	1	2	0	3	1	2	1	0	0	-3																														
12	Payton Verhulst	17:02	2-5	1-1	0-0	1	2	3	3	0	5	1	1	0	0	0	-17																														
13	Merissah Russell	04:56	0-1	0-0	3-4	0	0	0	0	2	3	0	1	0	0	0	-10																														
0	Ramoni Parker	04:00	0-1	0-0	0-0	1	0	1	1	0	0	0	1	0	0	0	-10																														
45	Sydni Schetnar	03:16	0-0	0-0	0-0	0	0	0	0	0	0	0	0	0	0	0	-8																														
Team			1			3	4	0	0	0	1																																				
Totals			26-51			8-15			12-14			9			25			34			23			15			72			19			17			9			2			2			12		

Technical Fouls: Coach 4th 9:01 Engstler 4th 5:23

Shooting By Period	
1st FG%	8-14 57.1%
3PT%	3-5 60.0%
FT%	2-2 100%
2nd FG%	10-13 76.9%
3PT%	3-4 75.0%
FT%	0-0 0%
3rd FG%	7-12 58.3%
3PT%	1-2 50%
FT%	4-4 100%
4th FG%	1-12 8.3%
3PT%	1-4 25.0%
FT%	6-8 75%
GM FG%	26-51 51.0%
3PT%	8-15 53.3%
FT%	12-14 85.7%

Dead Ball Rebounds: 2, 0

	WFO	LOU
Biggest lead	4 (1st 1:40)	33 (3rd 3:47)
Best Scoring Run	12 (4th 8:48)	32 (3rd 5:17)
Lead Changes	6	
Times Tied	3	
Time with Lead	05:52	31:56

	WFO	LOU
Points from Turnovers	19	21
Paint	12	28
Second Chance	11	7
Fast Breaks	4	10
Bench	6	25

Period by Period Scoring	
1st	22
2nd	4
3rd	11
4th	72
TOT	60

WFO	22	4	11	23	60
LOU	21	23	19	9	72



Official Basketball Box Score - Final
Louisville St. at Louisville
01/27/22 KFC Yum! Center, Louisville
2021-22 Women's Basketball

Game Time: 8:02 PM
Game Duration: 1:45
Attendance: 7,755



Official Basketball Box Score - Final
Duke at Louisville
01/30/22 KFC Yum! Center, Louisville
2021-22 Women's Basketball

Game Time: 3:02 PM
Game Duration: 1:56
Attendance: 9,501

Florida St. - 62

Record: 9-9 (3-5)

NO.	Name		Min	FG	3P	FT	Rebounds		Fouls	TP	AS	TO	ST	Blocks	+/-
				M-A	M-A	M-A	OR	DR	TOT	PF	FD			BS	BA
14	Erin Howard	F	24:21	1-4	0-2	0-0	1	3	4	2	4	1	0	1	1
1	River Baldwin	C	29:40	3-7	0-0	2-2	2	6	8	3	2	8	1	0	3
2	Sammie Puleis	G	29:30	4-8	2-4	0-0	1	2	3	0	0	10	1	3	0
11	O'Mariah Gordon	G	26:08	3-7	0-1	2-3	0	2	2	1	2	8	1	3	1
24	Morgan Jones	G	33:11	11-18	0-0	6-7	1	5	6	1	4	28	1	2	0
0	Bianca Jackson	G	16:27	1-4	0-1	0-0	0	0	0	2	0	2	1	1	0
32	Valencia Myers		10:17	1-2	0-0	1	1	2	5	0	0	2	2	0	0
4	Sara Bejedi		09:54	1-3	0-1	0-1	0	1	1	2	1	2	3	0	0
21	Makayla Timpson		14:59	0-2	0-0	0-0	1	4	5	1	0	0	0	1	2
10	Kourtney Weber		04:45	0-0	0-0	0-0	0	0	0	0	0	1	0	1	0
5	Mariana Valenzuela		00:48	0-0	0-0	0-0	0	0	0	0	0	1	0	0	0



Official Basketball Box Score - Final
Louisville at Miami (FL)
02/01/22 Watson Center, Coral Gables, Fla.
2021-22 Women's Basketball

Game Time: 7:00 PM
Game Duration: 1:51



THE STAT CREW SYSTEM
Louisville Combined Team Statistics (as of Jan 31, 2
Home games



Louisville - 69

Record: 19-2 (9-1)

Officials: Bruce Morris, Tiana Cruise, Jeffrey Smith

NO.	Name	Min	FG	3P	FT	Rebounds	Fouls	TP	AS	TO	ST	Blocks	BA	+/-
			M-A	M-A	M-A	OR DR TOT	PF FD					BS BA		
44	Olivia Cochran	F 30:27	8-15	0-1	2-3	2 3 5	0 3	18	1	0	0	0	0	3
10	Hailey Van Lith	G 30:38	4-8	1-2	0-0	2 1 3	2 1	9	2	2	0	0	1	11
14	Kianna Smith	G 39:15	8-13	3-5	2-2	0 3 3	1 1	21	7	1	0	0	0	6
21	Emily Engstler	G 28:06	2-10	2-5	1-2	3 6 9	4 4	7	5	5	1	1	1	-1
23	Chelsie Hall	G 20:04	4-8	2-5	0-0	1 2 3	3 0	10	4	2	0	0	0	7
5	Mykasa Robinson	25:33	1-2	0-0	0-2	1 2 3	3 2	2	4	1	3	1	0	2
22	Liz Dixon	14:40	1-2	0-0	0-0	2 1 3	0 1	2	0	1	1	2	0	-2
2	Ahlana Smith	05:38	0-2	0-1	0-0	0 1 1	1 0	0	0	3	0	0	1	-10
12	Payton Verhulst	05:39	0-1	0-1	0-0	0 0 0	2 0	0	0	0	0	0	0	-1
Team						4 1 5	0	0	0	0	0	0	0	0
Totals			28-61	8-20	5-9	15 20 35	16 12 69	23	15	5	4	3	3	0

Technical Fouls: NONE

Shooting By Period
1st FG% 8-14 57.1%
3PT% 2-5 40.0%
FT% 1-2 50.0%
2nd FG% 7-18 38.9%
3PT% 2-5 40.0%
FT% 0-0 0%
3rd FG% 4-15 26.7%
3PT% 1-6 16.7%
FT% 2-2 100%
4th FG% 9-14 64.3%
3PT% 3-4 75.0%
FT% 2-5 40%
GM FG% 28-61 45.9%
3PT% 8-20 40.0%
FT% 5-9 55.6%

Dead Ball Rebounds: 2.0

Miami (FL) - 66

Record: 11-8 (4-5)

NO.	Name	Min	FG	3P	FT	Rebounds	Fouls	TP	AS	TO	ST	Blocks	BA	+/-
			M-A	M-A	M-A	OR DR TOT	PF FD					BS BA		
3	Destiny Harden	F 31:43	4-12	0-2	5-6	3 5 8	2 6	13	0	1	1	1	1	1
12	Lola Pendande	F 10:54	1-3	0-0	0-0	1 1 2	3 0	2	1	1	0	0	0	12
21	Ja'Leah Williams	G 33:11	6-7	0-0	4-6	0 3 3	1 4	16	5	2	1	1	0	-3
20	Kelsee Marshall	G 35:20	4-12	2-7	1-2	0 0 0	0 3	11	4	3	3	1	0	-6
25	Karla Erjavec	G 32:38	2-4	2-4	0-0	0 3 3	3 0	6	1	2	0	0	0	-7
33	Maeve Djigdi-Tabdi	23:50	4-6	1-2	0-0	2 2 4	2 0	9	1	2	1	0	1	-10
13	Lashae Dwyer	03:33	0-1	0-0	0-0	0 2 2	0 0	0	0	1	0	0	1	-4
35	Naomi Mbandu	13:33	1-1	0-0	0-0	0 1 1	1 0	2	0	2	0	0	0	-9
5	Mykea Gray	15:18	2-5	0-2	3-3	1 1 2	0 3	7	2	2	0	0	1	11
Team						2 2 4	0	0	1	1	0	0	0	0
Totals			24-51	5-17	13-17	9 20 29	12 18 66	14	17	6	3	4	-3	0

Technical Fouls: NONE

Shooting By Period
1st FG% 7-14 50.0%
3PT% 1-3 33.3%
FT% 3-4 75%
2nd FG% 5-11 45.5%
3PT% 1-4 25.0%
FT% 6-7 85.7%
3rd FG% 6-16 37.5%
3PT% 0-5 0.0%
FT% 2-2 100%
4th FG% 6-10 60.0%
3PT% 3-5 60.0%
FT% 2-4 50%
GM FG% 24-51 47.1%
3PT% 5-17 29.4%
FT% 13-17 76.5%

Dead Ball Rebounds: 2.0

	LOU	MIA
Biggest lead	8 (2 nd 3:39)	9 (4 th 6:13)
Best Scoring Run	7 (4 th 0:56)	9 (3 rd 8:33)
Lead Changes	15	
Times Tied	5	
Time with Lead	18:19	19:11

Points from Turnovers

Paint

Second Chance

Fast Breaks

Bench

Period by Period Scoring

1st 2nd 3rd 4th TOT

LOU 19 16 11 23 69

MIA 18 17 14 17 66

TEAM STATISTICS	LOU	OPP	Date	Opponent	Score	Att.
SCORING	908	611	11/16/21	BELLARMIN	w	82-25 7014
Points per game	75.7	50.9	11/17/21	UT MARTIN	w	62-30 6809
Scoring margin	+24.8	-	12/02/21	MICHIGAN	w	70-48 7309
FIELD GOALS-ATT	355-754	215-604	12/05/21	BELLKNOT	w	80-66 7392
Field goal pct	.471	.356	12/12/21	KENTUCKY	w	64-58 12167
3 POINT FG-ATT	87-220	54-187	12/16/21	EASTERN KY.	w	82-38 6937
3-point FG pct	.395	.289	12/30/21	BOSTON COLLEGE	w	79-49 7709
3-pt FG made per game	7.3	4.5	01/06/22	PITTSBURGH	w	81-39 6703
FREE THROWS-ATT	111-143	127-186	01/13/22	SYRACUSE	w	84-71 7307
Free throw pct	.776	.683	01/23/22	WAKE FOREST	w	72-60 8802
F-Throws made per game	9.3	10.6	01/27/22	FLORIDA ST.	w	75-62 7755
REBOUNDS	459	363	01/30/22	DUKE	w	77-65 9001
Rebounds per game	38.2	30.3				
Rebounding margin	+8.0	-				
ASSISTS	211	95				
Assists per game	17.6	7.9				
TURNOVERS	168	265				
Turnovers per game	14.0	22.1				
Turnover margin	+8.1	-				
Assist/turnover ratio	1.3	0.4				
STEALS	136	61				
Steals per game	11.3	5.1				
BLOCKS	53	24				
Blocks per game	4.4	2.0				
ATTENDANCE	94605	0				
Home games-Avg/Game	12-7684	0				
Neutral site-Avg/Game	-	0-0				
Score by Periods	1st	2nd	3rd	4th	Totals	
Louisville	235	246	226	201	908	
Opponents	142	133	165	171	611	



THE STAT CREW SYSTEM
Louisville Combined Team Statistics (as of Feb 01, 2
Away games



RECORD:	OVERALL	HOME	AWAY	NEUTRAL
ALL GAMES	6-1	0-0	6-1	0-0
CONFERENCE	3-1	0-0	3-1	0-0
NON-CONFERENCE	3-0	0-0	3-0	0-0

#	Player	Total				3-Point		F-Throw		Rebounds				pts	avg	a	to	blk	stl	avg		
		gp-gs	min	avg	pts	3pt	fg	off	def	tot	avg	fg	pts									
14	Kianna Smith	7-7	212	30.3	36-75	480	13-26	500	3-4	.750	6	17	23	33	8	0	22	8	3	4	88	12.6
44	Olivia Cochran	7-7	175	25.0	27-55	491	0-1	.000	16-24	.667	18	23	41	5.9	12	0	12	13	6	5	70	10.0
10	Hailey Van Lith	7-7	201	28.7	27-79	342	3-17	.176	12-17	.706	10	10	20	2.9	12	0	14	1	8	69	9.9	
21	Emily Engstler	7-7	171	24.4	27-70	386	6-19	.316	4-9	.444	14	42	56	8.0	19	0	11	24	12	64	9.1	
23	Chelsie Hall	7-7	151	21.6	17-40	425	4-13	.308	1-4	.250	8	17	25	3.6	16	0	13	7	0	59	8.6	
22	Liz Dixon	7-0	88	12.6	15-22	682	0-0	.000	3-5	.600	9	11	20	2.9	5	0	5	4	5	4	33	4.7
02	Ahlana Smith	7-0	93	13.3	12-26	.462	4-12	.333	1-2	.500	0	4	4	0.6	13	0	1	11	4	1	29	4.1
05	Mykasa Robinson	7-0	135	19.3	11-22	.500	0-1	.000	4-9	.444	6	16	22	3.1	13	0	15	16	1	10	26	3.7
13	Merissah Russell	2-0	23	11.5	2-6	.333	1-2	.500	1-1	1.000	1	3	4	2.0	2	0	1	1	0	0	6	3.0
11	Norika Konno	5-0	63	12.6	4-9	.444	1-6	.167	0-0	.000	0	9	9	1.8	3	0	4	4	1	0	9	1.8
12	Payton Verhulst	7-0	68	9.7	4-16	.250	1-7	.143	1-2	.500	2	7	9	1.3	6	0	4	3	1	5	10	1.4
00	Ramani Parker	2-0	10	5.0	1-1	1.000	0-0	.000	0-0	.000	1	2	3	1.5	0	0	2	1	0	2	2	1.0
45	Sydni Schetnan	2-0	10	5.0	0-1	.000	0-0	.000	0-0	.000	0	1	1	0.5	2	0	0	0	0	0	0	0.0
Team												14	20	34								
Total.....		7	1400	183-422	434	33-104	.317	46-77	.597	89	182	271	38.7	111	0	102	109	35	59	445	63.6	
Opponents.....		7	1400	135-369	.366	34-116	.293	72-107	.673	71	164	235	33.6	87	1	83	134	22	45	376	53.7	

TEAM STATISTICS	LOU	OPP	Date	Opponent	Score	Att.
SCORING	445	376	11/20/21	at Washington	w	61-53 1884
Points per game	63.6	53.7	11/23/21	at Cal Poly	w	72-32 662
Scoring margin	+9.9	-	11/28/21	at Colorado St.	w	71-56 1336
FIELD GOALS-ATT	183-422	135-369	01/02/22	at Georgia Tech	w	50-48 1918
Field goal pct	.434	.366	01/06/22	at Boston College	w	63-53 1065
3 POINT FG-ATT	33-104	34-116	01/20/22	at NC State	L	59-68 5500
3-point FG pct	.317	.293	02/01/22	at Miami (FL)	w	69-66 0
3-pt FG made per game	4.7	4.9				
FREE THROWS-ATT	46-77	72-107				
Free throw pct	.597	.673				
F-Throws made per game	6.6	10.3				
REBOUNDS	271	235				
Rebounds per game	38.7	33.6				
Rebounding margin	+5.1	-				
ASSISTS	102	83				
Assists per game	14.6	11.9				
TURNOVERS	109	134				
Turnovers per game	15.6	19.1				
Turnover margin	+3.6	-				
Assist/turnover ratio	0.9	0.6				
STEALS	59	45				
Steals per game	8.4	6.4				
BLOCKS	35	22				
Blocks per game	5.0	3.1				
ATTENDANCE	0	12366				
Home games-Avg/Game	0-0	7-1767				
Neutral site-Avg/Game	-	0-0				

Score by Periods	1st	2nd	3rd	4th	Totals
Louisville	101	128	106	110	445
Opponents	98	67	93	118	376

2021-22 Louisville Cardinals - Photo Roster



0 Ramani Parker
F | 6-4 | R-Sr.
Fresno, Calif.
(Montverde Academy)



2 Ahlana Smith
G | 5-9 | Sr.
Charlotte, N.C.
(Gulf Coast State)



3 Alexia Mobley
F | 6-2 | Fr.
Reynoldsburg, Ohio
(Reynoldsburg)



5 Mykasa Robinson
G | 5-7 | Sr.
Ashland, Ky.
(Ashland Blazer)



10 Hailey Van Lith
G | 5-7 | So.
Wenatchee, Wash.
(Cashmere)



11 Norika Konno
G | 5-10 | Jr.
Sendai, Japan
(Seiwa)



12 Payton Verhulst
G | 6-1 | Fr.
De Soto, Kan.
(Bishop Miege)



13 Merissah Russell
G | 5-11 | So.
Ottawa, Ontario
(Cairine Wilson)



14 Kianna Smith
G | 6-0 | R-Sr.
Moreno Valley, Calif.
(California)



21 Emily Engstler
F | 6-1 | Sr.
New York, N.Y.
(Syracuse)



22 Liz Dixon
F | 6-5 | Sr.
Memphis, Tenn.
(Georgia Tech)



23 Chelsie Hall
G | 5-7 | Gr.
Boca Raton, Fla.
(Vanderbilt)



44 Olivia Cochran
F | 6-3 | So.
Columbus, Ga.
(Carver)



45 Sydni Schetnan
F | 6-5 | Fr.
Sioux Falls, S.D.
(Washington HS)

Coaching Staff



Jeff Walz
Head Coach



Stephanie Norman
Associate Head Coach



Sam Purcell
Associate Coach



Jonneshia Pineda
Assistant Coach



Kate Tucker
Director of Operations



2021-22 Louisville Women's Basketball Combined Team Statistics In Conference games

Page 1/1
as of Feb 02, 2022

Game Records

Record	Overall	Home	Away	Neutral
ALL GAMES	9-1	6-0	3-1	0-0
CONFERENCE	9-1	6-0	3-1	0-0
NON-CONFERENCE	0-0	0-0	0-0	0-0

Score by Periods

Team	1st	2nd	3rd	4th	OT	TOT
Louisville	163	198	172	176	0	709
Opponents	147	104	156	174	0	581

Team Box Score

No.	Player				Total		3-Point		F-Throw		Rebounds													
		GP-GS	MIN	AVG	FG-FGA	FG%	3FG-3FGA	3FG%	FT-FTA	FT%	OFF	DEF	TOT	AVG	PF	DQ	A	TO	BLK	STL	PTS	AVG		
10	VAN LITH, Hailey	10-10	307:49	30.8	51-123	.415	18-40	.450	12-17	.706	8	18	26	2.6	17	0	24	18	0	11	132	13.2		
21	ENGSTLER, Emily	10-10	257:19	25.7	45-103	.437	13-30	.433	20-26	.769	28	53	81	8.1	29	1	26	25	15	27	123	12.3		
44	COCHRAN, Olivia	10-10	235:59	23.6	42-76	.553	1-3	.333	29-38	.763	24	32	56	5.6	22	0	7	17	8	6	114	11.4		
14	SMITH, Kianna	10-10	295:14	29.5	44-106	.415	17-47	.362	4-4	1.000	9	25	34	3.4	16	0	31	16	3	6	109	10.9		
23	HALL, Chelsie	10-10	230:33	23.1	22-58	.379	3-17	.176	5-8	.625	11	18	29	2.9	17	0	21	14	0	20	52	5.2		
22	DIXON, Liz	10-0	143:53	14.4	20-35	.571	0-0	.000	11-12	.917	16	18	34	3.4	11	0	11	5	11	4	51	5.1		
12	VERHULST, Payton	10-0	115:51	11.6	16-35	.457	7-13	.538	8-11	.727	2	15	17	1.7	13	0	5	2	3	6	47	4.7		
5	ROBINSON, Mykasa	9-0	186:28	20.7	13-27	.481	0-1	.000	6-13	.462	12	18	30	3.3	16	0	30	19	1	13	32	3.6		
2	SMITH, Ahlana	9-0	140:48	15.6	11-35	.314	5-18	.278	2-4	.500	1	6	7	0.8	19	0	6	15	3	3	29	3.2		
11	KONNO, Norika	4-0	43:46	10.9	5-8	.625	0-2	.000	0-0	.000	1	1	2	0.5	5	0	5	3	1	0	10	2.5		
13	RUSSELL, Merissah	4-0	28:17	7.1	1-6	.167	1-3	.333	5-6	.833	1	3	4	1.0	3	0	2	3	0	0	8	2.0		
0	PARKER, Ramani	3-0	10:47	3.6	1-3	.333	0-0	.000	0-0	.000	1	1	2	0.7	3	0	0	1	0	0	2	0.7		
45	SCHETNAN, Sydni	1-0	03:16	3.3	0-0	.000	0-0	.000	0-0	.000	0	0	0	0.0	0	0	0	0	0	0	0	0.0		
Team											18	19	37				3							
Total		10	2000		271-615	.441	65-174	.374	102-139	.734	132	227	359	35.9	171	1	168	141	45	96	709	70.9		
Opponents		10	2000		202-516	.391	52-154	.338	125-186	.672	113	229	342	34.2	155	3	106	208	27	56	581	58.1		

Team Statistics

	LOU	OPP
Scoring	709	581
Points per game	70.9	58.1
Scoring margin	+12.8	-
Field goals-att	271-615	202-516
Field goal pct	.441	.391
3 point fg-att	65-174	52-154
3-point FG pct	.374	.338
3-pt FG made per game	6.5	5.2
Free throws-att	102-139	125-186
Free throw pct	.734	.672
F-Throws made per game	10.2	12.5
Rebounds	359	342
Rebounds per game	35.9	34.2
Rebounding margin	+1.7	-
Assists	168	106
Assists per game	16.8	10.6
Turnovers	141	208
Turnovers per game	14.1	20.8
Turnover margin	+6.7	-
Assist/turnover ratio	1.2	0.5
Steals	96	56
Steals per game	9.6	5.6
Blocks	45	27
Blocks per game	4.5	2.7
Winning streak	4	-
Home win streak	6	-
Attendance	47277	8484
Home games-Avg/Game	6-7880	4-2121
Neutral site-Avg/Game	-	0-0

Team Results

Date	Opponent		Score	Att.
12/30/2021	Boston College	W	79-49	7709
01/02/2022	at Georgia Tech	W	50-48	1918
01/06/2022	Pittsburgh	W	81-39	6703
01/13/2022	Syracuse	W	84-71	7307
01/16/2022	at Boston College	W	63-53	1066
01/20/2022	at NC State	L	59-68	5500
01/23/2022	Wake Forest	W	72-60	8802
01/27/2022	Florida St.	W	75-62	7755
01/30/2022	Duke	W	77-65	9001
02/01/2022	at Miami (FL)	W	69-66	0



2021-22 Louisville Women's Basketball Combined Team Statistics All games

Page 1/1
as of Feb 02, 2022

Game Records

Record	Overall	Home	Away	Neutral
ALL GAMES	19-2	12-0	6-1	1-1
CONFERENCE	9-1	6-0	3-1	0-0
NON-CONFERENCE	10-1	6-0	3-0	1-1

Score by Periods

Team	1st	2nd	3rd	4th	OT	TOT
Louisville	354	403	367	352	5	1481
Opponents	264	229	291	321	7	1112

Team Box Score

No.	Player				Total		3-Point		F-Throw		Rebounds											
		GP-GS	MIN	AVG	FG-FGA	FG%	3FG-3FGA	3FG%	FT-FTA	FT%	OFF	DEF	TOT	AVG	PF	DQ	A	TO	BLK	STL	PTS	AVG
10	VAN LITH, Hailey	21-21	613:02	29.2	97-241	.402	25-75	.333	37-47	.787	20	45	65	3.1	29	0	43	43	2	22	256	12.2
14	SMITH, Kianna	21-21	589:45	28.1	100-224	.446	40-97	.412	8-12	.667	18	52	70	3.3	32	1	54	25	4	15	248	11.8
21	ENGSTLER, Emily	21-21	509:33	24.3	90-197	.457	25-53	.472	27-38	.711	48	130	178	8.5	54	1	41	55	34	54	232	11.0
44	COCHRAN, Olivia	20-19	449:29	22.5	68-132	.515	1-3	.333	42-56	.750	51	54	105	5.3	42	0	21	44	16	17	179	9.0
23	HALL, Chelsie	21-21	476:47	22.7	45-118	.381	8-33	.242	24-29	.828	19	49	68	3.2	36	0	46	26	0	33	122	5.8
22	DIXON, Liz	21-2	314:57	15.0	47-88	.534	0-0	.000	18-22	.818	37	35	72	3.4	27	0	19	14	15	7	112	5.3
2	SMITH, Ahlana	20-0	296:18	14.8	39-90	.433	12-37	.324	6-8	.750	5	13	18	0.9	28	0	13	26	9	10	96	4.8
12	VERHULST, Payton	20-0	228:37	11.4	27-63	.429	10-23	.435	11-15	.733	9	30	39	2.0	21	0	15	12	6	12	75	3.8
5	ROBINSON, Mykasa	20-0	412:31	20.6	31-59	.525	0-2	.000	13-27	.481	24	47	71	3.6	35	0	55	35	1	28	75	3.8
11	KONNO, Norika	15-0	185:22	12.4	21-45	.467	6-20	.300	3-4	.750	5	17	22	1.5	11	0	20	10	4	6	51	3.4
13	RUSSELL, Merissah	12-0	91:28	7.6	5-15	.333	2-5	.400	9-11	.818	5	12	17	1.4	9	0	4	8	0	0	21	1.8
0	PARKER, Ramani	8-0	31:60	4.0	6-10	.600	1-2	.500	1-1	1.000	2	4	6	0.8	5	0	0	3	1	0	14	1.8
45	SCHETNAN, Sydni	6-0	25:11	4.2	0-1	.000	0-0	.000	0-0	.000	0	4	4	0.7	2	0	0	0	0	1	0	0.0
Team											27	40	67				6					
Total		21	4225		576-1283	.449	130-350	.371	199-270	.737	270	532	802	38.2	331	2	331	307	92	205	1481	70.5
Opponents		21	4225		399-1097	.364	96-337	.285	218-317	.688	212	464	676	32.2	305	5	206	430	54	117	1112	53.0

Team Statistics

	LOU	OPP
Scoring	1481	1112
Points per game	70.5	53.0
Scoring margin	+17.6	-
Field goals-att	576-1283	399-1097
Field goal pct	.449	.364
3 point fg-att	130-350	96-337
3-point FG pct	.371	.285
3-pt FG made per game	6.2	4.6
Free throws-att	199-270	218-317
Free throw pct	.737	.688
F-Throws made per game	9.5	10.4
Rebounds	802	676
Rebounds per game	38.2	32.2
Rebounding margin	+6.0	-
Assists	331	206
Assists per game	15.8	9.8
Turnovers	307	430
Turnovers per game	14.6	20.5
Turnover margin	+5.9	-
Assist/turnover ratio	1.1	0.5
Steals	205	117
Steals per game	9.8	5.6
Blocks	92	54
Blocks per game	4.4	2.6
Winning streak	4	-
Home win streak	12	-
Attendance	94605	12366
Home games-Avg/Game	12-7884	7-1767
Neutral site-Avg/Game	-	2-5275

Team Results

Date	Opponent	Score	Att.
11/12/2021	vs Arizona	Lot	59-61
11/16/2021	Bellarmine	W	82-25
11/17/2021	UT Martin	W	62-30
11/20/2021	at Washington	W	61-53
11/23/2021	at Cal Poly	W	72-32
11/28/2021	at Colorado St.	W	71-56
12/02/2021	Michigan	W	70-48
12/05/2021	Belmont	W	80-66
12/12/2021	Kentucky	W	64-58
12/16/2021	Eastern Ky.	W	82-38
12/19/2021	vs UConn	W	69-64
12/30/2021	Boston College	W	79-49
01/02/2022	at Georgia Tech	W	50-48
01/06/2022	Pittsburgh	W	81-39
01/13/2022	Syracuse	W	84-71
01/16/2022	at Boston College	W	63-53
01/20/2022	at NC State	L	59-68
01/23/2022	Wake Forest	W	72-60
01/27/2022	Florida St.	W	75-62
01/30/2022	Duke	W	77-65
02/01/2022	at Miami (FL)	W	69-66