

2021-22 SCHEDULE/RESULTS

Date	Opponent	Time/Result
NOVEMBER		
Thur. 4	Union University (Tenn.) (Exh.)	W, 106-32
Fri. 12	No. 11 Arizona (ESPN)	L, 59-61 (OT)
Tues. 16	Bellarmine (ACCNX)	W, 82-25
Wed. 17	UT Martin (ACCNX)	W, 62-30
Sat. 20	at Washington (Pac-12+)	W, 61-53
Tues. 23	at Cal Poly (ESPN+)	W, 72-32
Sun. 28	at Colorado State (MW Network)	W, 71-56
DECEMBER		
Thur. 2	No. 5 Michigan (ESPN)	W, 70-48
Sun. 5	Belmont (ACCN)	W, 80-66
Sun. 12	No. 14 Kentucky (ESPN)	W, 64-58
Thur. 16	Eastern Kentucky (ACCN)	W, 82-38
Sun. 19	No. 6 Connecticut (ESPN)	W, 69-64
Thur. 30	Boston College (ACCNX)*	W, 79-49
JANUARY		
Sun. 2	at No. 16 Georgia Tech (ACCN)*	W, 50-48
Thur. 6	Pittsburgh (ACCN)*	W, 81-39
Thur. 13	Syracuse (ACCNX)*	W, 84-71
Sun. 16	at Boston College (ACCN)*	W, 63-53
Thur. 20	at No. 3 N.C. State (ESPN)*	L, 59-68
Sun. 23	Wake Forest (ACCN)*	W, 72-60
Thur. 27	Florida State (ACCN)*	W, 75-62
Sun. 30	No. 21 Duke (ESPN)*	W, 77-65
FEBRUARY		
Tues. 1	at Miami (ACCNX)*	W, 69-66
Thur. 3	at Clemson (RSN)*	W, 93-71
Sun. 6	at Syracuse (RSN)*	W, 100-64
Thur. 10	Virginia (ACCNX)*	W, UVA Forfeit
Sun. 13	No. 14 Notre Dame (ESPN)*	W, 73-47
Thur. 17	at No. 18 North Carolina (RSN)*	L, 65-66
Sun. 20	No. 23 Virginia Tech (ACCN)*	W, 70-56
Thur. 24	at Pittsburgh (ACCNX)*	W, 66-55
Sun. 27	at No. 14 Notre Dame (ESPN2)*	12 p.m.
MARCH		
Wed-Sun. 2-6	@ACC Tournament	TBA

Home games are in bold | All Times Eastern

* = ACC

QUICK FACTS

Location	Louisville, Ky.
Founded / Enrollment	1798 / 22,298
Nickname / Colors	Cardinals / Red and Black
Conference	Atlantic Coast
Home Court (Capacity)	KFC Yum! Center (22,000)
Interim President	Lori Stewart Gonzalez
Interim Director of Athletics	Josh Heird
Senior Woman Administrator	Amy Calabrese
Head Coach	Jeff Walz (Northern Kentucky, '95)
Associate Head Coach	Stephanie Norman
Associate Coach	Sam Purcell
Assistant Coach	Jonneshia Pineda
Director of Operations	Kate Tucker
Assoc. Strength & Conditioning Coach	Beth Burns
Exec. Director/Player Relations	Adrienne Johnson
Video Coordinator/Graphic Design	LaMont Russell
All-Time Record	956-502 (47th yr.)
All-Time NCAA Tournament Record	37-23 (23 Appearances)
SID - Nick Evans	c: (502) 807-9345
email: NickE@GoCards.com	
Athletics Department	(502) 852-5732
Basketball Office	(502) 852-8355
Sports Information Office	(502) 852-6581

LOUISVILLE

2021-22 WOMEN'S BASKETBALL



No. 4 Louisville Cardinals at No. 14 Notre Dame Fighting Irish

Game 28 • Sun., Feb. 27 • 12 p.m. ET • ESPN2 • 790-AM WKRD • South Bend, Ind. • Purcell Pavilion

LOUISVILLE

Record: 24-3, 15-2
 NET: 4 SOS: 35
 Last Game: W, 66-55 at Pitt
 Current Streak: W2
 Scoring Margin: +17.7
 Head Coach: Jeff Walz
 Record at UofL: 409-111 (15th year)
 Career Record: Same
 Leading Scorer: Van Lith (13.6)
 Leading Rebounder: Engstler (9.1)
 Assists Leader: K. Smith (2.9)
 Blocks Leader: Engstler (1.8)
 Steals Leader: Engstler (2.5)
 Next Game: ACC Tournament

NOTRE DAME

Record: 21-6, 13-4
 NET: 18 SOS: 38
 Last Game: W, 77-56 vs. Clemson
 Current Streak: W2
 Scoring Margin: +11.8
 Head Coach: Niele Ivey
 Record at ND: 31-16 (2nd year)
 Career Record: Same
 Leading Scorer: Miles (13.8)
 Leading Rebounder: Dodson (8.0)
 Assists Leader: Miles (7.1)
 Blocks Leader: Dodson (2.8)
 Steals Leader: Miles (1.9)
 Next Game: ACC Tournament

STARTING FIVE

■ Over the past five seasons, the Cardinals are 81-12 (.871) in ACC regular season and tournament games combined. UofL is 73-9 (.890) in ACC regular season games. They are 38-4 (.905) in home games and 35-5 (.875) in road games.

■ At 15-2 in ACC play, UofL has secured a 2-seed in the ACC Tournament. With a win at Notre Dame and a NC State loss at Virginia Tech, UofL would share the ACC regular season title with the Wolfpack and be the 2-seed. The Cardinals are seeking their fifth straight ACC regular season title. Prior to this stretch, Louisville had never won consecutive regular season conference titles.





■ Hailey Van Lith leads the team in scoring with 13.6 points per game and has led the team in scoring 10 times. Over the last six games, she is averaging a team-high 18.3 points per game. She has made at least one 3-pointer in 12 of last 14 games. She shot 5-8 from deep against Duke and 6-6 at Clemson. In ACC Play, she ranks seventh in the league with 15.1 points per game, while shooting 45.1 percent from the floor, which ranks fifth.

■ Emily Engstler recorded her ninth double-double of the season with 17 points and a season-high tying 15 rebounds at Pitt. She had 19 points and 15 rebounds the game prior against Virginia Tech. She is the first Louisville player with 15 or more rebounds in back-to-back games since Myisha Hines Allen had 18 rebounds at Pitt on Jan. 18, 2018 and 15 vs. Florida State on Jan. 21, 2018. Her nine double-doubles rank fourth in the ACC and are the most by a UofL player since Kylee Shook had 11 during the 2019-20 campaign. She leads the ACC with 2.5 steals per game, ranks third with 6.6 defensive rebounds per game and 9.1 rebounds per game and ranks fifth with 1.8 blocks per game. She has led UofL in rebounds in 24 of 27 games.

■ Louisville is limiting opponents to just 54.5 points per game, which ranks second in the ACC and 17th in the country. Louisville is forcing 19.4 turnovers over game, which ranks second in the ACC and 32nd in the country. The Cardinals have forced double digit turnovers every game this season

Sports Information Office // University of Louisville // Louisville, KY 40292 // GoCards.com
 Phone: (502) 852-3085 // Fax: (502) 852-7401 // email: NickE@GoCards.com // Twitter: @UofLWBB

PROJECTED STARTERS (Based off last game)

10	Hailey VAN LITH	23	Chelsie HALL	14	Kianna SMITH	21	Emily ENGSTLER	44	Olivia COCHRAN										
																			
PPG	RPG	APG	MPG	PPG	RPG	APG	MPG	PPG	RPG	APG	MPG								
13.6	3.1	2.1	30.2	6.1	3.3	2.2	23.3	11.6	3.2	2.9	28.1	11.4	9.1	2.2	25.1	8.7	5.5	1.1	22.6

2021-22 Louisville Cardinals (24-3 Overall, 15-2 Atlantic Coast Conference)**Projected Starters (Based off last game)**

No.	Name	Pos.	Ht.	Yr.	Hometown	PPG	RPG	APG	Notes
10	Hailey Van Lith	G	5-7	So.	Wenatchee, Wash.	13.6	3.1	2.1	Career-high 34 points on 6-6 3-pt shooting at Clemson
23	Chelsie Hall	G	5-7	Gr.	Boca Raton, Fla.	6.1	3.3	2.2	Season-high 15 points on 5-10 shooting vs. UK
14	Kianna Smith	G	6-0	R-Sr.	Moreno Valley, Calif.	11.6	3.2	2.9	Named to 2021-22 Drysdale Award Watch List
21	Emily Engstler	F	6-1	Sr.	New York, N.Y.	11.4	9.1	2.2	Named to Naismith Defensive POY Watchlist
44	Olivia Cochran	F	6-3	So.	Columbus, Ga.	8.7	5.5	1.1	Named to ACC All-Freshman Team

Reserves

0	Ramani Parker	F	6-4	R-So.	Fresno, Calif.	1.5	0.7	0.0	Career-high 10 points last season vs. Bellarmine
2	Ahlana Smith	G	5-9	Sr.	Charlotte, N.C.	5.1	0.9	0.8	Tied career-high with 13 points vs. Kentucky
3	Alexia Mobley	F	6-2	Fr.	Reynoldsburg, Ohio	-	-	-	Ranked as the No. 31 overall player in the '22 class
5	Mykasa Robinson	G	5-7	Sr.	Ashland, Ky.	3.7	3.5	2.4	Named to 2020-21 ACC All-Defensive Team
11	Norika Konno	G	5-10	Jr.	Sendai, Japan	3.4	1.5	1.3	Career-high six steals in NCAA First Round vs. Marist
12	Payton Verhulst	G	6-1	Fr.	De Soto, Kan.	3.5	2.1	0.9	Career-high 13 points on 3-4 3-pt shooting vs. Duke
13	Merissah Russell	G	5-11	So.	Ottawa, Canada	1.4	1.2	0.3	8 pts and 5 rebs in debut last year vs. SEMO
22	Liz Dixon	F	6-5	Sr.	Memphis, Tenn.	5.9	3.4	0.7	Perfect 14-14 in consec. games at Clemson and Syr
45	Sydni Schetnan	F	6-5	Fr.	Sioux Falls, S.D.	0.3	0.5	0.0	Ranked 10th best post player by espnW Hoop Gurlz

Pronunciation Guide:

Ramani (Rah-mah-nee), Ahlana (a-LAWN-uh), Mobley (MOW-blee), Mykasa (Mah-casa), Van Lith (LITH), Norika Konno (NO-rika Koh-NO), Verhulst (VUR-holst), Kianna (KEY-anna), Engstler (ENG-stlur), Schetnan (SHET-nan), Walz (Walls), Jonneshia Pineda (JO-nee-SHA PIN-ay-duh)

ABOUT THE FIGHTING IRISH

Notre Dame enters Sunday's matchup with a 21-6 overall record, 13-4 in conference play. They are 13-0 at Purcell Pavilion, including 8-0 in ACC home games. The Fighting Irish average 74.1 points per game, which ranks second in the league, while giving up 62.4 points per game, which ranks ninth. Notre Dame leads the ACC and ranks 10th in the NCAA with 17.7 assists per game and leads the league and ranks ninth in the country with 5.6 blocks per game. They commit just 12.9 fouls per game, which is the fewest in the ACC and 11th fewest in the country. The Irish feature five scorers averaging more than 9.7 points per game - Olivia Miles (13.8 ppg), Maya Dodson (12.8 ppg), Sonia Citron (11.7 ppg), Maddy Westbeld (11.5 ppg) and Dara Mabrey (9.7 ppg). Miles leads the ACC and ranks fourth in the NCAA with 7.1 assists per game and her 1.9 steals per game rank fourth in the league. Dodson leads the league with 2.8 blocks per game and ranks fifth with 8.0 rebounds per game. Mabrey is shooting 35.4 percent from deep and connects on 2.1 3-pointers per game, which rank fifth and seventh in the league, respectively.

■ **Series History** - Louisville is 11-16 all-time against Notre Dame. The Cardinals are on a five-game winning streak and have won seven out of the last nine in the series. UofL's scoring margin during the five-game winning streak is +22.6. Louisville is 4-6 all-time in South Bend and has won two straight. Last year, on Feb. 28, 2021 at Purcell Pavilion, Louisville won 78-61 to clinch its fourth straight ACC title.

■ **Last Meeting (Feb. 13, 2022)** - Kianna Smith scored 17 points, Hailey Van Lith added 16 and No. 3 Louisville outscored No. 18 Notre Dame 29-6 over parts of the middle two quarters for a 73-47 rout. Chelsie Hall's six consecutive points keyed Louisville's 11-0 spurt coming out of the break and eventual 18-4 run that broke the game open at 52-25. The Cardinals easily maintained a 20-point cushion to earn their fifth straight win and seventh of the last nine meetings against Notre Dame. Hall finished with 13 points, while Emily Engstler had nine with 12 rebounds for Louisville, which dominated the boards 50-32.

QUICK HITTERS

■ **Louisville No. 1 Seed in Latest Reveal** - In the latest NCAA Tourney reveal, Louisville was listed as a top seed along with South Carolina, Stanford and NC State. The Cardinals were placed in the Wichita region. The final reveal will take place on Monday, Feb. 28.

■ **Past Five Seasons** - UofL is 146-18 (.890) over the last five seasons, which ranks third behind UConn's 149 and Baylor's 147 (plays Kansas on Sat.) for the most during that span. They went 122-15 (.891) over the previous four seasons, which marks fewest losses and best winning percentage over four-year span in program history.

■ **Van Lith, Kianna Smith, Engstler Named to Midseason Position Award Watch List** - Hailey Van Lith is one of 10 players to the Drysdale Award Midseason Watch List, Kianna Smith is one of 10 players named to the Drysdale Award Watch List and Emily Engstler is one of 10 players named to the Cheryl Miller Award Watch List.

■ **Walz Named to Naismith Coach of the Year Watch List** - Walz is one of 15 coaches named to the list and one of three from the ACC - Georgia Tech's Nell Fortner and NC State's Wes Moore.

■ **Dishing Dimes** - The Cards are averaging 16.7 assists per game in ACC play, which ranks second in the league. Five players are averaging at least 2.1 assists per game - K. Smith (2.9), Robinson (2.4), Engstler (2.2), Hall (2.2), Van Lith (2.1). In ACC play, UofL has assisted on 267 of 460 field goals, good for 58.0 percent. The Cards had a season-high 25 assists in the win at Clemson. UofL assisted on 23 of 28 buckets in the win at Miami, good for 82.1 percent, which marked a season high.

GAMEDAY INFO

Date: Sunday, Feb. 27

Time: 12 p.m. ET

Site: South Bend, Ind. | Purcell Pavilion (12,508)

TV: ESPN2 (Tiffany Greene, play-by-play; Steffi Sorenson, analyst)

Radio: 790-AM WKRD (Nick Curran, play-by-play; Adrienne Johnson, analyst)

Last Meeting: W, 73-47 (Feb. 13, 2022 at KFC Yum! Center)

Series History: 11-16 (W5, 5-5 Home, 4-6 Away, 2-5 Neutral)

Team Statistics	Cards (24-3)	ND (21-6)
Points per game	72.1	74.1
Scoring margin	+17.7	+11.8
Field goal percentage	.455	.446
3-Point FG-Attempts	164-455	147-469
3-point FG percentage	.360	.313
3-pt FG made per game	6.1	5.4
Free Throws-Attempts	254-354	301-417
Free throw percentage	.718	.722
FTs made per game	9.4	11.1
Rebounds per game	39.2	41.9
Rebounding margin	+6.2	+6.3
Assists per game	15.9	17.7
Turnovers per game	14.1	15.4
Turnover margin	+5.3	+1.8
Assist/turnover ratio	1.1	1.1
Steals per game	9.8	9.1
Blocks per game	4.5	5.6

'21-22 ACC/NCAA RANKINGS

ACC/NCAA Rank	Category	Stat
2/6.....	Won-Lost Percentage	88.9
3/8.....	Scoring Margin	+17.7
4/45.....	Scoring Offense	72.1
2/17.....	Scoring Defense	54.5
2/17.....	FG Percentage	45.5
5/28.....	FG Percentage Defense	36.1
3/22.....	3-Pt. FG Percentage	36.0
2/70.....	3-Pt. FG Percentage Defense	28.5
5/130.....	Free Throw Percentage	71.8
5/42.....	Rebound Margin	+6.2
2/26.....	Assists Per Game	15.9
3/30.....	Assist Turnover Ratio	1.13
2/21.....	Turnover Margin	+5.30
2/45.....	Steals Per Game	9.8
3/39.....	Blocks Per Game	4.5

MORE ON H.V.L.

Hailey Van Lith has scored in double figures 21 times this season and in 18 of the last 21 games. Last season, she scored in double figures in 19 of 30 games, so overall she has scored in double figures in 40 of 57 games for her career.

■ **In ACC Play** - Ranks seventh in the league with 15.1 points per game, while shooting 45.1 percent from the floor, which ranks fifth. Shooting 43.8 percent from 3-point range, which ranks second in the league.

■ **34 Points and 6-6 From Deep** - She scored a career-high 34 points in the win at Clemson. It marked the most points in a game by a Cardinal since Asia Durr tied her career-high and program record with 47 points against NC State on Feb. 28, 2019. Van Lith shot a perfect 6-6 from the 3-point line, which tied her career-high for made 3's in a game. Her six 3-pointers with no misses mark the most makes without a miss in program history. The previous high was five, which has been accomplished three times. Jill Morton did it on Dec. 4, 1999 vs. Maryland Eastern Shore and on Jan. 1, 1999 vs. DePaul, and Mariya Moore did it on March 20, 2017 against Tennessee in the NCAA Tournament. Last season, Van Lith twice made six threes in games against Syracuse and Wake Forest.

ENGSTLER NAMED TO MIDSEASON TEAM FOR NAISMITH PLAYER OF THE YEAR

Engstler has been named to the Midseason Team for 2022 Naismith Player of the Year. She was also named to the 2022 Naismith Defensive Player of the Year Watch List. She averages 11.4 points with a team-high 9.1 rebounds, 2.5 steals and 1.8 blocks per game, while shooting 46.6 percent overall and 26-of-64 (.406) from deep. She leads the ACC with 2.5 steals per game, ranks third with 6.6 defensive rebounds per game and 9.1 rebounds per game and ranks fifth with 1.8 blocks per game. She has led UofL in rebounds in 24 of 27 games.

■ **In ACC Play** - Leads league with 2.6 steals per game, ranks third with 9.3 rebounds, 6.3 defensive rebounds and 3.0 offensive rebounds, sixth with 1.9 blocks and 15th with 12.5 points per game.

■ **ACC Defensive Player of the Year?** - Aside from leading the league in steals and ranking fifth in blocks, she has a team-high 194 deflections on the season, which doesn't account for plays where she is credited with the block or the steal. She has 122 deflections in ACC play, good for 8.1 per game.

■ **Seven Steals/Five Blocks** - She recorded seven steals against Pitt, which marked her career-high. It marked first time a UofL player has had seven steals in a game since Bria Smith did it twice during the 2014-15 season. Engstler had six steals in the win at BC, which is second time this season she's had six steals. She also had six vs. ECU. She had five blocks against FSU, which was first time a UofL player has had five blocks since Kylee Shook did it on Feb. 23, 2020 at Pitt.

■ **Double Doubles** - Engstler recorded her eighth and ninth double-doubles of the season with 17 points and 15 rebounds at Pitt and 19 points and 15 rebounds vs. Virginia Tech. It marks the first time a Louisville player has had 15 rebounds since Olivia Cochran had 15 in the second round of the NCAA Tournament last season. She recorded her first double-double at UofL with 12 points and 14 rebounds vs. Bellarmine. She had 12 points and 10 rebounds in the first half alone against Bellarmine, becoming the first Cardinal since Myisha Hines-Allen to have a double-double in the first half. Hines-Allen did it twice in 2016-17.

■ **Approaching 1,000** - She has 961 career points, just 39 shy of 1,000.

■ **Ranked No. 25 ESPN Top 25, version 2.0** - Engstler was listed at No. 25 in ESPN's Top 25 Players, version 2.0. ESPN's Michell Voepel had this to say about Engstler, "She is the perfect cog for the Cardinals, fitting in so well to their gritty style of play that you would almost think she spent her whole career there. Able to play all over the court and have an impact on all aspects of game."

KIANNA SMITH RANKS 4TH IN ACC IN 3-POINT SHOOTING PERCENTAGE

Kianna Smith ranks second on the team with 11.6 points per game and eight times this season has led the team in scoring. She ranks fourth in the ACC with a 38.2 3-point field goal percentage and ranks 10th with 1.9 made 3-pointers per game.

■ **In ACC Play** - Ranks seventh in the league with 3.4 assists per game and her 2.62 assist-to-turnover ratio leads the ACC

■ **Dime Dropper** - Smith had a Louisville career-high nine assists at North Carolina. Her previous high was eight at Clemson on Feb. 3. Her career-high is 12 against Manhattan when she was at California on Nov. 24, 2017. In five games from 2/1 to 2/17, she averaged 6.2 assists and has 31 assists to six turnovers, a 5.2 assist-to-turnover ratio.

■ **ACC Player of the Week** - Kianna Smith was named ACC Player of the Week last week after averaging 15.0 points per game, shooting 8-18 from beyond the arc and dishing out 21 assists to just one turnover in road wins over Miami, Clemson and Syracuse. Smith opened the week with a team-high 21 points, shooting 8-13 from the floor and 3-5 from 3-point range, while recording seven assists at Miami. In 90 minutes of action, she had 21 assists and one turnover.

■ **1,000 career points** - With 14 points against Belmont, Kianna Smith reached the 1,000-point plateau and now has 1,232 points in her collegiate career, between both Louisville and California. She has 632 points in her career at Louisville.

HEAD COACH JEFF WALZ

Head coach **Jeff Walz**, in his 15th season as a head coach, has compiled a 409-111 record as the Cardinals' leader. Walz and the Cardinals boast quite an astounding resumé that includes 10 trips to the NCAA Sweet 16, six trips to the Elite Eight, three trips to the final four and two trips to the national title game. Overall, he has compiled a 33-12 record in NCAA Tournament games and ranks ninth all-time and fifth among active coaches with a 73.3 NCAA Tournament winning percentage.



All of this for a program that had just four NCAA Tournament wins and had never reached a Sweet 16 prior to Walz being named head coach.

Walz is the all-time winningest coach in program history and averages 27.5 victories per season. He directed Louisville to a program-record 36 victories in 2017-18 en route to being named ACC Coach of the Year, 34 victories in 2008-09, 33 wins in 2013-14 and 32 wins in 2018-19. The Cardinals finished with 28 and 26 wins in the shortened 2019-20 and 2020-21 seasons.

The Cardinals have reached 20 wins 11 consecutive times and they have won at least 20 games in 13 of Walz's 14 seasons. The longest run previously was three, achieved twice, and UofL had just 10 20-win seasons in its 32 previous years.

Walz has led Louisville to four consecutive Atlantic Coast Conference regular season titles in 2018, 2019, 2020 and 2021, and over that four-year span, the Cardinals are a combined 122-15, which marks the fewest losses and best winning percentage over a four-year period in program history.

He also coached the ACC Player of the Year in five of six seasons as Myisha Hines-Allen won the award in 2016, Asia Durr in 2018 and 2019, and Dana Evans in 2020 and 2021. He also coached Angel McCoughtry to Big East Player of the Year honors in 2007.

After being hired as the Cardinals' head coach on March 27, 2007, the Bluegrass State native used little time to make a splash. His first year featured the program's first NCAA Sweet 16 and it culminated with Louisville earning the No. 12 ranking in the final ESPN/USA Today Coaches Poll. For his efforts, Walz was named the WBCA Maggie Dixon Rookie Coach of the Year.

Prior to taking the reins at Louisville, Walz spent five seasons at Maryland, including his final season as the associate head coach in 2006-07. The season prior, he helped lead the Terrapins to a school-record 34 wins and the program's first national title.

Walz has four children: daughter Kaeley, son Jacob, and daughters Lola and Lucy. He married the former Lauren Lueders in September of 2012, and the couple resides in Louisville.

Walz's Milestone Collegiate Victories

No.	Date	Score
1	11/10/07	Louisville 81, Ball State 62
50	2/17/09	Louisville 89, St. John's 60
100	11/22/11	Louisville 78, Austin Peay 60
150	11/11/13	Louisville 100, Quinnipiac 82
200	1/29/15	Louisville 78, Syracuse 58
250	1/15/17	Louisville 63, Miami 59
300	11/6/18	Louisville 102, WKU 80
350	1/23/20	Louisville 71, Virginia 56
400	1/16/22	Louisville 63, Boston College 53

Louisville Women's Basketball History

Before Walz	With Walz
1975-2007	2007-pres
(32 seasons)	(15th season)
Overall Record	Overall Record
547-391 (.583)	409-111 (.787)
NCAAT Record	NCAAT Record
4-11 (.267)	33-12 (.733)
Sweet 16 App.	Sweet 16 App.
0	10
Elite Eight App.	Elite Eight App.
0	6
Final Four App.	Final Four App.
0	3
NCAA Finalist	NCAA Finalist
0	2

THE REAL O.C.

In ACC play, Olivia Cochran ranks fourth on the team with 10.1 points per game, while pulling down 5.8 rebounds per game and shooting 52 percent from the floor and 76 percent from the stripe. Her 5.8 rebounds per game in ACC play rank 17th in the league. She has scored in double figures seven times in ACC play after having just one double digit scoring effort in non-conference play.

■ **Big Games** - Cochran had 14 points, 10 of which came in the fourth quarter, and five rebounds at UNC. She scored 18 points, including the game-winner with 32 seconds left, in the win at Miami. She tied a career-high with 19 points on 8-12 shooting to lead the way for the Cardinals at NC State, while pulling down seven rebounds. She had 17 points on 6-10 shooting, 4-4 from the line, while adding six rebounds against Florida State.

LIZ PERFECT

From 1/23 to 2/6, Liz Dixon had a 6-game stretch where she averaged 9.2 points and was 24-28 (.857) from the field. In wins at Clemson and Syracuse, she scored a combined 30 points and was 14-14 from the floor. She scored a season-high 18 points on 8-8 shooting, while pulling down seven rebounds, in the win at Syracuse. At Clemson, she scored 12 points on 6-6 shooting.

■ **More on 14-14** - Per ESPN, Dixon is the only player this season to go 6-for-6 or better from the field in back-to-back games. And only the third to have two such games at all this season. Southeast Louisiana's Caitlyn Williams and Stetson's Jamiya Turner are the others. Since 1999-2000, no UofL player other than Dixon has had a multi-game streak of going 14-for-14 or better from the floor. The last player at any D-I school to have a multi-game span of going 14-for-14 or better from the floor was LSU's Ayana Mitchell, who was 19-for-19 over a 2-game span in December 2019.

LOUISVILLE IS MYKASA ROBINSON

In ACC play, she is shooting 48 percent from the floor. In the win at Syracuse, she finished with seven points and hit her first 3-pointer since 2018 and the second of her career. Against Florida State, she finished with a season-high nine points on 3-5 shooting. She also added four assists and four steals, while committing just one turnover. In the win over Wake Forest, she entered midway through the first quarter and her defense helped trigger a 32-0 run that stretched from the second to the third quarter. She finished with a season-high and team-high seven assists.

■ **Charges/Deflections** - Robinson has drawn 14 charges on the season, 10 of which have come in ACC play. Last season, she drew 19 charges in 16 ACC games. She ranks second on the team with 105 deflections, 55 have come during ACC play.

■ **ACC All-Defensive Team/Top Defender in NCAA** - Last season, Robinson was one of five players named to the ACC All-Defensive Team. ESPN.com's Mechelle Voepel also recognized Mykasa Robinson as one of the top 12 defenders in the country, "She makes this list as the quintessential "do the little things" player whose calling card is defense. Louisville star Dana Evans credits Robinson with bringing scrappiness to what is perennially one of the ACC's top defenses."

■ **Versatility** - Robinson's combination of strength, speed and quickness, combined with an extremely high basketball IQ makes her one of the most versatile defenders in the ACC. Can guard positions 1-5 effectively.

■ **Dana Praises Mykasa** - Following the win over Notre Dame last season, Dana Evans said this of Robinson, "She does everything, she can guard 1-5, she hustles for every loose ball, she gets every rebound that's in her area, she does everything that we need her to do. What she does doesn't always show up on the stat sheet, but she gets it done and that's why she is so valuable to our team."

LOCK DOWN DEFENSE

■ **Scoring Defense** - Louisville is limiting opponents to just 54.5 points per game, which ranks second in the ACC and 17th in the country. In nine of 26 games they limited opponents to 49 points or less, including a program-record tying 25 points vs. Bellarmine.

■ **Smallest Point Total** - 10 times this season, UofL's defense has limited its opponent to the smallest point total of the season. The Cardinals limited Bellarmine to a program-record tying 25 points, UT Martin to a season-low 30 points, Cal Poly to a season-low 32, Michigan to a season-low 48, Kentucky to a season-low 58, Eastern Kentucky to a season-low 38, Boston College to a season-low 49, Georgia Tech to a season-low 48, Pitt to a season-low 39 and Notre Dame to a season-low 47.

■ **Forcing Turnovers** - Louisville is forcing 19.4 turnovers over game, which ranks second in the ACC and 32nd in the country. The Cardinals have forced double digit turnovers every game this season and 12 times have forced more than 20 turnovers. They forced 35 turnovers in the win over Pitt, which is the program record for most turnovers forced in an ACC game.

■ **On Pace for All-Time Best Defense** - The Cardinals are giving up just 54.5 points per game, which is on pace to be the fewest points allowed per game in program history. The program record is 56.4 points per game allowed in 2019-20. In seven of the previous nine seasons, the Cardinals have allowed less than 60 points per game.

■ **Limiting All-Americans** - In the win over Kentucky, the Louisville defense limited consensus All-American Rhyné Howard to a season-low nine points. It marked her fewest points since she had eight points at Tennessee on Jan. 24, 2021. In the win over Michigan, UofL limited consensus All-American Naz Hillmon to a season-low 12 points.

21-22 NATIONAL RANKINGS

Associated Press Top 25

(Week 16)		
1	South Carolina (30)	25-1
2	Stanford	23-3
3	NC State	25-3
4	Louisville	23-3
5	Baylor	21-5
6	Michigan	21-4
7	UConn	19-5
8	LSU	23-4
9	Iowa State	22-4
10	Indiana	19-5
11	Texas	19-6
12	Arizona	19-5
13	Maryland	20-7
14	Notre Dame	20-6
15	Florida	20-7
16	Tennessee	21-6
17	Ohio State	20-5
18	North Carolina	21-5
19	BYU	23-2
20	Oklahoma	20-6
21	Iowa	17-7
22	Georgia Tech	19-8
23	Virginia Tech	20-7
24	Florida Gulf Coast	24-2
25	Oregon	18-9
	Georgia	18-8

Others receiving votes: Kansas 39, Princeton 18, UCF 8, Washington State 6, Villanova 5, Liberty 3, Toledo 2, UNLV 2, Dayton 1

Coaches Poll

(Week 16)		
1	South Carolina (31)	25-1
2	Stanford (1)	23-3
3	NC State	25-3
4	Louisville	23-3
5	Michigan	21-4
6	Iowa State	22-4
7	Baylor	21-5
8	LSU	23-4
	UConn	19-5
10	Indiana	19-6
11	Arizona	19-5
12	Texas	19-6
13	Maryland	20-7
14	Tennessee	21-6
15	BYU	23-2
16	Notre Dame	20-6
17	Ohio State	20-5
18	North Carolina	21-5
19	Oklahoma	20-6
20	Georgia	18-8
21	Florida	20-7
22	Iowa	18-7
23	Florida Gulf Coast	24-2
24	Georgia Tech	19-8
25	UCF	20-3

Others receiving votes: Virginia Tech 53, Liberty 22, Drexel 14, Ole Miss 14, Oregon 12, Rhode Island 7, Stony Brook 6, Washington State 6, South Dakota State 4, Utah 4, South Dakota 2, South Florida 2, Gonzaga 1, Nebraska 1

Louisville in the Polls

Date	AP	CP
Preseason	6	6
Nov. 15	10	n/a
Nov. 23	10	7
Nov. 29	10	5
Dec. 6	7	5
Dec. 13	6	4
Dec. 20	3	3
Dec. 27	3	2
Jan. 3	3	2
Jan. 10	3	2
Jan. 17	3	2

Date	AP	CP
Jan. 24	5	4
Jan. 31	4	4
Feb. 7	3	3
Feb. 14	3	3
Feb. 21	4	4

STAYING IN THE AP TOP 10

UofL has remained in the AP Top 10 for 91 straight polls and the USA Today Top 10 for 90 straight polls, dating back to the 2017 preseason polls, both program records. Louisville has remained in the AP Top 25 for 120 straight weeks and the USA Today Top 25 for 121 weeks, both dating back to Jan. 11, 2016, also program records.

VS. AP TOP 25

UofL is 7-3 against AP Top 25 teams this season with a 70-48 win over No. 12 Michigan, a 64-58 win over No. 14 Kentucky, a 69-64 win over No. 7 UConn, a 50-48 win at No. 16 Georgia Tech, a 77-65 win over No. 21 Duke, a 73-47 win over No. 18 Notre Dame and a 70-56 win over No. 23 Virginia Tech. Over the past five seasons, the Cardinals are 30-14 against AP Top 25 teams.

PRESEASON AP AND USA TODAY RANKINGS

UofL was ranked sixth in the 2021-22 Associated Press preseason poll. The Cardinals received 575 points, 14 points shy of fifth place NC State. They were also picked sixth in the USA Today poll with 642 points.

■ **Preseason Top 10** - It marks the seventh consecutive season that Louisville has been ranked in the top 10 of the AP preseason poll, the 10th time in the past 11 years and the 11th time in Walz's 15-year tenure. Prior to his arrival, the Cardinals had never been ranked in the AP preseason Top 10.

REACHING #1

Last season, on Jan. 18, UofL reached No. 1 in the AP and USA Today polls for the first time in program history. UofL is one of seven teams to be ranked No. 1 in the AP poll the last decade, joined by Baylor, UConn, Notre Dame, Oregon, South Carolina and Stanford.

LOCK DOWN DEFENSE (cont.)

■ **Allowing One Field Goal in a Quarter** - In the second quarter of UofL's win over Wake Forest, the Cardinals limited the Demon Deacons to one field goal (1-14). Five times this season, Louisville has limited an opponent to one field goal in a quarter. In back-to-back games, the Cardinals limited ECU to one field goal (1-7) in the third quarter and Kentucky to one field goal (1-13) in the third quarter. Louisville also limited Bellarmine to one field goal in the third (1-10) and fourth quarter (1-13).

■ **Allowing 55 points combined in back-to-back games** - Louisville allowed just 55 points combined in back-to-back victories over Bellarmine (W, 82-25) and UT Martin (W, 62-30), setting a program record for the fewest points allowed in a two-game stretch in program history. The previous record was 57 points in wins over Wagner (W, 106-32) on Dec. 21, 2012 and Tennessee State (W, 88-25) on Dec. 31, 2012.

■ **Fewest points allowed in program history** - UofL limited Bellarmine to 25 points, which tied the program record for fewest points allowed in a game. The Cards twice allowed 25 points previously - on Nov. 29, 1977 vs. Centre (W, 97-25) and on Dec. 31, 2012 vs. Tennessee State (W, 88-25).

■ **Lowest FG percentage allowed in Walz era** - They limited Bellarmine to 14.9 percent (7-47) shooting, which is the lowest field goal percentage allowed in the Jeff Walz era. The previous low was when they limited Tennessee State to 16.7 percent shooting (9-54) in that 88-25 win on Dec. 31, 2012.

REACHING THE CENTURY MARK/BEST SHOOTING PERCENTAGE

Louisville scored a season-high 100 points and shot 53.2 percent in the win at Syracuse. It marked the Cardinals' first 100-point game since they scored a program-record 116 points in the 116-75 win over No. 20 DePaul on Dec. 2020. They scored what was a season-high 93 points, while shooting a season-high 58.2 percent in the game before at Clemson.

■ **Wins over Clemson/Syracuse** - In back-to-back wins at Clemson and Syracuse, Louisville averaged 96.5 points and 24.0 assists, while shooting 55.6 percent from the floor. Their scoring margin was +29.0 in those two games.

70-PLUS POINTS/50 PERCENT SHOOTING

■ **70 Points** - Louisville is 16-0 when scoring 70-plus points this season. Last season, UofL went 21-0 when scoring 70 points or more and they are 58-0 the past three seasons. UofL is 287-23 when surpassing the 70-point mark under Walz.

■ **50 Percent** - UofL is 8-0 when shooting above 50 percent and shot 53.2 percent at Syracuse and a season-best 58.2 percent at Clemson. Overall, they boast a 132-1 record when shooting 50 percent or better from the field under Walz.

BEST FANS IN THE COUNTRY

Louisville is averaging 8,211 fans at the KFC Yum! Center this season, which tops the ACC and ranks fourth in the country. The 8,211 fans per game would rank eighth in ACC men's basketball. They had a season-high 12,167 fans vs. Kentucky, which marks the 11th largest attendance in women's basketball this season.

It marked the largest attendance since they had 12,193 vs. Miami on Feb. 7, 2019. Last season, UofL averaged 2,557 socially distanced fans, which ranked second in the country. They averaged 9,159 fans per game in 2019-20, which topped the ACC and ranked fifth in the country.

HOME COURT ADVANTAGE

Louisville finished the regular season a perfect 14-0 at home this season, which marks the first time they have finished the regular season undefeated at the KFC Yum! Center. Two other times, Louisville finished undefeated at home. In 1996-97, they were 11-0 at home and 20-9 overall and in 2000-01 they finished 13-0 at home and 19-10 overall. The last time they won their first 14 games at home was the 2013-14 season when they won their first 17 games and finished 18-2 at home. Dating back to last season, UofL has won 16 straight at home. The longest home winning streak in program history is 17 games when they won their final five home games in 2016-17 and their first 12 in 2017-18. Louisville is 74-4 at home the past five seasons.

■ **More on Home Court** - All-time at the venue, UofL holds a plus-22.2 scoring margin. Prior to last season's crowd being limited to 15 percent, Louisville was averaging 9,328 fans per contest and had welcomed over one million and a half fans through the doors of the KFC Yum! Center.

KFC Yum! Center Attendance

Year	Avg.	High	DI Rank
2010-11	10,859	22,152 vs. UK (12/5/10)	2nd
2011-12	10,670	16,483 vs. UConn (2/7/12)	2nd
2012-13	9,358	15,453 vs. UK (12/2/12)	3rd
2013-14	9,469	22,163 vs. UConn (3/3/13)	3rd
2014-15	9,515	14,862 vs. UK (12/7/14)	3rd
2015-16	9,503	16,524 vs. Cal (11/15/15)	4th
2016-17	8,256	12,245 vs. UK (12/4/16)	5th
2017-18	7,836	14,248 vs. FSU (1/21/18)	5th
2018-19	9,531	17,023 vs. UConn (1/31/19)	3rd
2019-20	9,062	12,086 vs. ND (1/26/20)	5th
2020-21*	2,557	2,989 vs. NCST (2/1/21)	2nd
2021-22	8,211	12,167 vs. Kentucky (12/12/21)	4th

*Fans limited due to covid protocols

CAREER 20-POINT GAMES

Liz Dixon (1 at UofL, 4 career) *at Georgia Tech

Miami	1/26/21	21
Wake Forest*	2/10/19	22
Pitt*	2/7/19	21
Duke*	1/10/19	22

Emily Engstler (1 at UofL, 3 career) *at Syracuse

UT Martin	11/17/21	20
vs. Louisville*	3/6/21	21
Notre Dame*	1/5/20	22

Chelsie Hall (9 career) *at Vanderbilt

Kentucky*	1/17/21	24
at Tennessee*	2/23/20	20
Ole Miss*	2/9/20	21
Florida*	3/3/19	20
Tennessee State*	11/21/18	23
at Middle Tennessee*	11/9/18	23
at Alabama*	1/21/18	21
Belmont*	12/21/17	26
vs. Ball State *	11/20/17	25

Kianna Smith (5 at UofL, 7 career) *at California

at Miami	2/1/22	21
Syracuse	1/13/22	20
Eastern Kentucky	12/16/21	22
Georgia Tech	2/21/21	21
vs. DePaul	12/4/20	21
Oregon*	2/8/19	20
vs. Virginia*	3/16/18	20

Hailey Van Lith (6)

vs. Virginia Tech	2/20/22	20
at Clemson	2/3/22	34
Syracuse	1/13/22	20
vs. Wake Forest	3/5/21	24
vs. DePaul	12/4/20	21
Eastern Kentucky	11/29/20	20

CAREER DOUBLE-DOUBLES

Olivia Cochran (5)

vs. Northwestern	3/24/21	13 pts., 15 rebs.
vs. Syracuse	3/6/21	10 pts., 10 rebs.
at Wake Forest	1/24/21	10 pts., 11 rebs.
at Duke	12/9/20	11 pts., 12 rebs.
vs. DePaul	12/4/20	18 pts., 10 rebs.

Liz Dixon (2 at UofL, 6 career) *at Georgia Tech

Florida State	1/17/21	10 pts., 10 rebs.
Western Kentucky	11/5/19	10 pts., 13 rebs.
Duke*	1/10/19	22 pts., 17 rebs.
Boston College*	1/3/19	12 pts., 10 rebs.
Georgia*	11/18/18	10 pts., 11 rebs.
Western Carolina*	11/14/18	13 pts., 10 rebs.

Emily Engstler (9 at UofL, 25 career) *at Syracuse

at Pitt	2/24/22	17 pts., 15 rebs.
Virginia Tech	2/20/22	19 pts., 15 rebs.
at Syracuse	2/6/22	11 pts., 10 rebs.
Florida State	1/27/22	19 pts., 12 rebs.
at NC State	1/20/22	15 pts., 11 rebs.
Pitt	1/6/22	12 pts., 10 rebs.
Eastern Kentucky	12/16/21	11 pts., 10 rebs.
Michigan	12/2/21	18 pts., 14 rebs.
Bellarmine	11/16/21	12 pts., 14 rebs.
vs. South Dakota State*	3/21/21	18 pts., 12 rebs.
vs. Louisville*	3/6/21	21 pts., 10 rebs.
Pitt*	1/28/21	12 pts., 13 rebs.
at Louisville*	1/21/21	16 pts., 11 rebs.
North Carolina*	1/19/21	11 pts., 13 rebs.
Miami (FL)*	1/17/21	11 pts., 10 rebs.
at North Carolina*	12/17/20	18 pts., 10 rebs.
at North Carolina*	2/13/20	16 pts., 15 rebs.
at Virginia*	2/2/20	10 pts., 11 rebs.
Notre Dame*	1/5/20	22 pts., 15 rebs.
Michigan State*	12/20/19	13 pts., 17 rebs.
Michigan*	12/5/19	10 pts., 14 rebs.
Green Bay*	11/30/19	12 pts., 16 rebs.
Houston*	11/28/19	14 pts., 15 rebs.
Albany*	11/16/19	14 pts., 10 rebs.
UMES*	11/12/19	15 pts., 11 rebs.

Chelsie Hall (1 career) *at Vanderbilt

vs. Tennessee State*	11/21/18	23 pts., 10 ast.
----------------------	----------	------------------

Kianna Smith (1)

Northern Kentucky	1/1/21	11 pts., 10 rebs.
-------------------	--------	-------------------

Hailey Van Lith (1)

vs. ECU	11/29/20	20 pts., 11 ast.
---------	----------	------------------

ROAD WARRIORS

UofL is 9-2 in true road games this season. They went 7-1 in true road games last season and are 51-7 over the past five seasons. Two of the seven losses came to No. 1 teams (1/10/19 at No. 1 ND, L, 82-68; 2/12/18 at No. 1 UConn, L, 69-58).

THAT'S BALANCE

In the win at Syracuse, a season-high six players scored in double figures - Dixon (18), K. Smith (16), A. Smith (13), Engstler (11), Hall (11), Van Lith (10). It's the first time six players have scored in double figures since a 79-68 win over North Carolina on Jan. 28, 2021. In wins over BC and Pitt, five players scored 10-plus points. Seven different players (Van Lith - 10, K. Smith - 8, Engstler - 8, Dixon - 3, Hall - 1, A. Smith - 1, Cochran - 1) have led the Cards in scoring this season.

RUSSELL COMPETES FOR CANADA

Merissah Russell competed for the Canadian National Team at the FIBA Women's Basketball World Cup 2022 Qualifying Tournament in Osaka, Japan. She had two points in the 86-79 loss to Japan and then had five points in the 96-64 win over Bosnia and Herzegovina. She missed the Syracuse and Notre Dame games.

LOUISVILLE PICKED SECOND IN ACC PRESEASON POLLS

UofL was picked second in the ACC after claiming four consecutive regular season titles. The Cardinals received seven first-place votes from the Blue Ribbon Panel for a total of 789 points and one first-place vote from the head coaches to finish with 207 points. The Cards and Wolfpack were the only two schools to receive first-place votes in the Blue Ribbon and Coaches' polls.

■ **Van Lith Named Preseason All-ACC, Verhulst to Newcomer Watch List** - Hailey Van Lith was named Preseason First Team All-ACC, while Payton Verhulst was named to the Newcomer Watch List.

FOURTH STRAIGHT ACC TITLE

Last season, UofL won its fourth straight ACC title and second straight outright title. It marked the ninth conference title in program history. Prior to this stretch, Louisville had never won consecutive regular season conference titles. The last two outright regular season titles are the first since they won the Conference USA regular season championship in 2000-01.

MOST UOFL VICTORIES

UofL's 26 wins last year rank 10th all-time. The top eight and 11 of the 12 top win totals have come under Walz.

VAN LITH NAMED TO NAISMITH TROPHY WATCH LIST, NO. 18 BY ESPN

Hailey Van Lith was named to the Naismith Trophy Watch List and was ranked No. 18 on ESPN's Top 25 women's basketball players list.

■ ESPN writer Katie Barnes on Van Lith, "At just 5-7, Van Lith was among the best rebounders on Louisville's squad last season.

Her tenacity and physicality make her stand out on the court. Her 38.3% 3-point shooting led the Cardinals last season, and with the graduation of Dana Evans, look for Van Lith to increase her scoring. Louisville has been a perennial power in the ACC, and if Van Lith has a breakout season, the Cardinals could be serious contenders."

■ ESPN analyst Debbie Antonelli on Van Lith, "Trustworthy in late-game playmaking situations with elite handle, decisions and free throw shooting; shot-making abilities outside arc and inside lane; dangerous on the catch, aggressive first step make her hard to guard."

ROSTER BREAKDOWN

Louisville returns nine players from last year's team, brings in five newcomers and had three departures, including two-time ACC Player of the Year and WBCA All-American Dana Evans.

■ **Returnees** - In addition to the six players that have career starts, the Cardinals return Norika Konno, Ramani Parker and Merissah Russell. Robinson is the only four-year player for the Cardinals and last season was named to the ACC All-Defensive Team.

■ **Newcomers** - Louisville brings in Syracuse transfer Emily Engstler and Vanderbilt grad transfer Chelsie Hall, along with three freshmen Alexia Mobley, Sydney Schetnan and Payton Verhulst. Engstler was the ACC Co-Sixth Player of the Year last season, while Hall was a 1,000 point scorer at Vanderbilt and earned 2018 SEC All-Freshman team honors.

2021-22 ACC Preseason Blue Ribbon Poll

1. NC State	9. Miami
2. Louisville	10. Clemson
3. Georgia Tech	11. Boston College
4. Virginia Tech	12. Wake Forest
5. Florida State	13. Syracuse
6. Notre Dame	14. Pitt
7. North Carolina	15. Virginia
8. Duke	

Most UofL Victories

Year	Record	NCAA Postseason
2017-18	36-3	Final Four
2008-09	34-5	Runner-Up
2013-14	33-5	Elite Eight
2018-19	32-4	Elite Eight
2016-17	29-8	Sweet 16
2012-13	29-9	Runner-Up
2019-20	28-4	*No NCAA Tourney
2014-15	27-7	Sweet 16
2006-07	27-8	2nd Round
2020-21	26-4	Elite Eight
2015-16	26-8	2nd Round
2007-08	26-10	Sweet 16

THE LAST TIME LOUISVILLE ...**Defeated an AP Top 5 team:**

Feb. 13, 2020 - No. 4 NC State, W, 66-59

Defeated an AP Top 25 team:

February 20, 2022 - No. 23 Va. Tech, W, 70-56

Scored 100 or more points:

Feb. 6, 2022 - at Syracuse, W, 100-64

Scored less than 50 points:

Jan. 21, 2018 - No. 12 Florida State, L, 50-49

Allowed 100 or more points:

Dec. 20, 2009 - Kentucky, L, 101-67

Held a team to less than 50 points:

Feb. 13, 2022 - No. 18 Notre Dame, W, 73-47

Won an overtime game:

Dec. 19, 2019 - at UT Martin, W, 71-63 (2OT)

Lost an overtime game:

Nov. 12, 2021 - vs. No. 15 Arizona, L, 61-59 (OT)

Played a double-overtime game:

Dec. 19, 2019 - at UT Martin, W, 71-63 (2OT)

THE LAST TIME UOFL HAD ...**A player score 30 points:**

34, Hailey Van Lith at Clemson (2/4/22)

A player score 35 points:

47, Asia Durr vs. NC State (2/28/19)

A player score 40 points:

47, Asia Durr vs. NC State (2/28/19)

Two players score 20 points in a game:

20, Kianna Smith; 20, Hailey Van Lith vs. Syracuse (1/13/22)

Three players score 20 points in a game:

21, Kianna Smith; 21, Hailey Van Lith; 20, Dana Evans vs. DePaul (12/4/20)

A player grab 15 boards:

15, Emily Engstler at Pitt (2/24/22)

A player grab 20 boards:

20, Angel McCoughtry vs. Syracuse (2/3/09)

Two or more players grab 10 rebounds in a game:

11, Emily Engstler; 10, Olivia Cochran at Oregon (2/6/22)

A player dish out 10 assists:

10, Dana Evans at Kentucky (12/15/19)

A player record five or more steals:

5, Emily Engstler vs. Notre Dame (2/13/22)

A player with five or more blocked shots:

5, Emily Engstler vs. FSU (1/27/22)

Two players record a double-double:

Dana Evans, Kylee Shook at Kentucky (12/15/19)

Three players record a double-double:

M. Hines-Allen, M. Moore, S. Fuehring vs. Va. Tech (2/9/17)

Six players score in double figures:

Dixon (18), K. Smith (16), A. Smith (13), Engstler (11), Hall (11), Van Lith (10) at Syracuse (2/6/22)

Seven players score in double figures:

Durr (12), Fuehring (12), Jones (12), Dunham (11), Hines-Allen (11), Shook (11), Evans (10) vs. TSU (12/12/17)

A player records a triple-double:

11 pts., 11 rbs., 10 assts. Mariya Moore vs. Syracuse (12/29/16)

A player with 7 or more 3-pointers:

7, Dana Evans at Boston College (1/16/20)

A player with 10 or more made free throws:

11, Hailey Van Lith vs. Arizona (11/12/21)

A player hit a last-second shot to win a game:

Emily Engstler, :03.3 at No. 16 Georgia Tech, 50-48 (1/2/21)

RETURNING POINT PRODUCTION/STARTERS

After losing Dana Evans to graduation, UofL returns 50.4 points per game, which accounts for 65.5 percent of their production from last year. Entering the 2021-22 campaign, the Cards returned six players that made a combined 113 starts in a Louisville uniform (Van Lith - 30, Cochran - 25, Robinson - 22, K. Smith - 20, Dixon - 11, A. Smith - 5).

FOUR PLAYERS NAMED TO PRESEASON POSITION AWARD WATCH LISTS

Hailey Van Lith, Kianna Smith, Emily Engstler and Olivia Cochran were all named to their preseason position award watch list. Louisville is one of five schools with a student-athlete on four of the five lists, joining South Carolina, Stanford, Tennessee and UConn.

WALZ GETS 400

Head Coach Jeff Walz, already the winningest coach in program history, recorded his 400th career win at Boston College. He is one of 14 active head coaches to record 400 Division I wins at their first school.

WALZ IN THE BIG DANCE

Walz boasts a 33-12 record in NCAA Tourney games. He is ninth all-time in winning percentage and 5th among active coaches. He has directed UofL to a pair of national runner-up finishes (2009, 2013), three Final Fours (2009, 2013, 2018), six Elite 8's, 10 trips to the Sweet 16 and 12 NCAA Tournaments.

NCAA Tournament All-Time Winning Percentage			
No.	Coach	Record	Years
1.	Geno Auriemma, UConn	.856 (125-21)	1989-pres
2.	Pat Summitt, Tennessee	.830 (112-23)	1982-2012
3.	Kim Mulkey, Baylor	.768 (53-16)	2001-pres
4.	Vic Schaefer, Miss. St./Texas	.760 (19-6)	1990-pres
5.	Linda Sharp, USC/Texas St.	.760 (19-6)	1982-1997
6.	Leon Barmore, Louisiana Tech	.747 (56-19)	1983-2002
7.	Tara VanDerveer, OSU, Stan	.744 (93-32)	1982-pres
8.	Muffet McGraw, Notre Dame	.736 (67-24)	1987-2020
9.	Jeff Walz, Louisville	.733 (33-12)	2008-pres
10.	Brenda Frese, Maryland	.698 (37-16)	2002-pres

SUCCESS IN THE CLASSROOM

UofL achieved a collective 3.326 grade-point average for the 2021 fall semester, which marked the 15th straight semester they have earned better than a 3.0 cumulative GPA. Eleven student-athletes earned a 3.0 or better GPA, while 10 earned Red & Black Scholar Athlete status for a 3.25 or better cumulative GPA.

MELTING POT

Of the 14 student-athletes on its roster, 11 are from different states (California, Florida, Georgia, Kansas, Kentucky, New York, North Carolina, Ohio, South Dakota, Tennessee, Washington). Norika Konno is from Sendai, Japan and Merissah Russell is from Ottawa, Ontario.

CARDINALS SIGN BROWN, HARRIS, LESTER AND WALKER TO 2022 CLASS

Jalyn Brown, a 6-foot guard from Baltimore, Md., Nyla Harris, a 6-foot-2 forward from Windermere, Fla., Imani Lester, a 6-foot-3 forward from Raleigh, N.C. and Zyanna Walker, a 5-foot-8 guard from Wichita, Kan., have signed National Letters of Intent with the Louisville women's basketball program. Collegiate Girls Basketball Report ranks the 2022 class fourth nationally and first in the Atlantic Coast Conference.

■ **Brown** comes to Louisville from St. Frances Academy, the same high school that brought Angel McCoughtry. She is a four-star prospect and is ranked No. 78 overall and the No. 12 ranked wing by espnW HoopGurlz. She is also ranked the fifth best player in Maryland by Prep Girls Hoops. After spending her first two years at Riverdale Baptist in Upper Marlboro, Brown averaged 20.6 points and six rebounds as a junior at St. Frances, which played a condensed season because of the coronavirus pandemic.

■ **Harris** is a five-star prospect and is ranked No. 34 overall by espnW HoopGurlz and Prep Girls Hoops. espnW HoopGurlz also ranks Harris as the eighth best forward in the 2022 class. She was named the MaxPreps Player of the Year as a sophomore after averaging 11.3 points and 6.2 rebounds per game. She tallied 20 points, five rebounds and three blocks to lead Lake Highland Prep to a Florida 4A State Championship as a sophomore. On Wednesday, the Atlanta Tipoff Club announced that she was named to the 2022 Naismith High School Trophy Underclassmen Girls Watch List.

■ **Lester** is a four-star prospect and is ranked No.57 overall and the eighth best post player by espnW HoopGurlz. Lester has played varsity basketball since the seventh grade and reached 1,000 career points in her freshman season at North Raleigh Christian Academy. She was named to the NCISAA 4A All-State team and the TISAC Player of the Year in 2019. Lester averaged 16 points, 12 rebounds, four blocks, four assists and two steals per game as a junior. She helped lead North Raleigh Christian Academy to the N.C. Independent School Athletic Association 4A state championship game and led the team with 16 points. Her father Avie Lester played at NC State and is the head coach at North Raleigh Christian Academy.

■ **Walker** is a four-star prospect and is ranked as high as No. 15 by Prep Girls Hoops. espnW HoopGurlz ranked her No. 38 overall and the No.10 guard in the class. Considered the top girls basketball player in Wichita, Walker averaged more than 20 points per game before tearing her ACL in her sophomore season. After a year of rehab, she tore her meniscus in the same leg, which forced her to miss her junior season. Walker was named Kansas Basketball Coaches Association Class 6A Second Team All-State as a sophomore. On Wednesday, the Atlanta Tipoff Club announced that she was named to the 2022 Naismith High School Trophy Underclassmen Girls Watch List.

TOP TEAM EFFORTS UNDER JEFF WALZ

Most points scored in a game: 116 vs. DePaul, 12/4/20 (UofL 116, DePaul 75)

Most field goals made in a game: 49 vs. DePaul, 12/4/20 (UofL 116, DePaul 75)

Most 3-point field goals made in a game: 18 vs. Syracuse, 2/11/12 (UofL 89, SU 62)

Most free throws made in a game: 32 vs. Rutgers, 1/11/09 (UofL 64, RU 59)

Most free throws attempted in a game: 42 vs. Rutgers, 1/11/09 (UofL 64, RU 59)

Most total rebounds in a game: 68 vs. Loyola-Chicago, 11/9/13 (UofL 101, LC 54)

Most assists in a game: 28 vs. Ball State, 12/17/13 (UofL 105, BSU 67); vs. Chattanooga, 3/18/17 (UL 82, UTC 62)

Most steals in a game: 24 vs. BYU, 3/21/15 (UofL 86, BYU 53)

Most blocked shots in a game: 11 vs. DePaul, 12/4/20 (UofL 116, DePaul 75); vs. TSU, 12/2/18 (UofL 107, TSU 52)

Fewest turnovers in a game: 3 vs. Oregon State, 3/26/18 (UofL 76, OSU 43)

Fewest points allowed in a game: 25 vs. Bellarmine, 11/16/21 (UofL 82, BU 25); vs. Tennessee State, 12/31/12 (UofL 88, TSU 25)

Largest margin of victory: 74 vs. Wagner, 12/21/12 (UofL 106, WC 32)

Highest field goal percentage in a game: .678 (40-59) vs. IPFW, 11/29/10 (UofL 100, IPFW 79)

Highest 3-point percentage in a game (min. 8 attempts): .714 (10-14) vs. Rutgers, 3/8/09 (UofL 87, RU 82, 2 OT)

Lowest field goal percentage allowed: .149 (7-47) Bellarmine, 11/16/21 (UofL 82, BU 25)

HONORS**Olivia Cochran**

2021-22 Katrina McClain Award Watch List
2020-21 ACC All-Freshman Team

Liz Dixon

2020-21 All-ACC Academic Team
2018-19 ACC All-Freshman Team (Georgia Tech)

Emily Engstler

2021-22 Cheryl Miller Award Watch List
2022 Naismith Trophy Player of the Year Midseason Team
2022 Naismith Defensive Player of the Year Watchlist
Ranked No. 25 on ESPN's Top 25 Players List, Version 2.0
2021 ACC All-Tournament Second Team
2020-21 ACC Co-Sixth Player of the Year (Syracuse)

Chelsie Hall

2019-20 SEC Community Service Team (Vanderbilt)
2017-18 SEC All-Freshman Team (Vanderbilt)

Mykasa Robinson

2020-21 All-ACC Academic Team
2020-21 ACC All-Defensive Team

Kianna Smith

ACC Player of the Week (Feb. 7, 2022)
2021-22 Ann Meyers-Drysdale Award Watch List
2021 Women's Basketball Hall of Fame Showcase Most Outstanding Player
2021 ACC All-Tournament First Team
2020-21 All-ACC Academic Team
2020-21 Preseason ACC Newcomer Watch List

Hailey Van Lith

2021-22 Nancy Lieberman Award Watch List
Ranked No. 18 on ESPN's Top 25 Players List
2021-22 Naismith Trophy Watch List
2021-22 Preseason All-ACC
2021 ACC All-Tournament First Team
2020-21 All-ACC Academic Team
2020-21 ACC All-Freshman Team
2020-21 Preseason ACC Newcomer Watch List
2020-21 Naismith Award Watch List
2020-21 Lieberman Award Watch List

Jeff Walz

2021-22 Naismith Coach of the Year Late Season Watch List
2020-21 Naismith Coach of the Year Semifinalist
2019-20 Naismith Coach of the Year Semifinalist
2019 USA Basketball National Coach of the Year
2018-19 Naismith Coach of the Year Semifinalist
2017-18 ACC Coach of the Year
2017-18 Naismith Coach of the Year Semifinalist

2021-22 Women's Basketball Results

RECORD: 24-3 Overall (Home: 14-0; Away: 9-2; Neutral: 1-1; ACC: 15-2)

Date	Opponent	Dec.	Result	Margin	Rec.	High Scorer	High Rebounder	High Assists	Attendance
N 12	vs. Arizona ^	L	59-61 (OT)	-2	0-1	Van Lith - 19	Engstler - 8	Hall, Robinson - 3	2,345
N 16	vs. Bellarmine	W	82-25	+57	1-1	Engstler - 12	Engstler - 14	Verhulst - 4	7,014
N 17	vs. UT Martin	W	62-30	+32	2-1	Engstler - 20	Cochran - 7	Hall, K. Smith, Van Lith, Verhulst - 3	6,809
N 20	at Washington	W	61-53	+8	3-1	Dixon, K. Smith - 13	Engstler - 8	Hall - 4	1,884
N 23	at Cal Poly	W	72-32	+40	4-1	Dixon - 15	Engstler - 9	Robinson, Smith - 4	662
N 28	at Colorado State	W	71-56	+15	5-1	K. Smith, A. Smith - 11	Engstler - 8	Cochran - 6	1,336
D 2	vs. Michigan	W	70-48	+22	6-1	Engstler - 18	Engstler - 14	Robinson - 4	7,309
D 5	vs. Belmont	W	80-66	+14	7-1	Van Lith - 16	Engstler - 8	K. Smith - 5	7,092
D 12	vs. Kentucky	W	64-58	+6	8-1	Hall - 15	Engstler - 10	Robinson - 3	12,167
D 16	vs. Eastern Kentucky	W	82-38	+44	9-1	K. Smith - 22	Engstler - 19	Hall, Konno, Robinson - 4	6,937
D 19	vs. UCONN ^	W	69-64	+5	10-1	K. Smith, Van Lith - 16	Engstler - 6	Hall, K. Smith, Van Lith - 3	8,204
D 30	vs. Boston College	W	79-49	+30	11-1	Engstler - 14	Dixon, Engstler - 7	Engstler, Konno - 4	7,709
J 2	at Georgia Tech	W	50-48	+2	12-1	Engstler - 14	Cochran - 13	K. Smith - 3	1,918
J 6	vs. Pittsburgh	W	81-39	+42	13-1	Engstler, Van Lith - 12	Engstler - 10	Hall - 5	6,703
J 13	vs. Syracuse	W	84-71	+13	14-1	K. Smith, Van Lith - 20	Engstler - 8	Engstler, K. Smith - 5	7,307
J 16	at Boston College	W	63-53	+10	15-1	K. Smith - 18	Engstler - 7	Robinson - 4	1,066
J 20	at NC State	L	59-68	-9	15-2	Cochran - 19	Engstler - 11	Van Lith - 4	5,500
J 23	vs. Wake Forest	W	72-60	+12	16-2	Van Lith -17	Engstler - 8	Robinson - 7	8,802
J 27	vs. Florida State	W	75-62	+13	17-2	Engstler - 19	Engstler - 12	K. Smith - 5	7,755
J 29	vs. Duke	W	77-65	+12	18-2	Van Lith - 17	Engstler, K. Smith - 5	Dixon, Hall, Robinson, K. Smith, Van Lith - 3	9,001
F 1	at Miami	W	69-66	+3	19-2	K. Smith - 21	Engstler - 9	K. Smith - 7	-
F 3	at Clemson	W	93-71	+22	20-2	Van Lith - 34	Engstler - 8	K. Smith - 8	493
F 6	at Syracuse	W	100-64	+36	21-2	Dixon - 18	Cochran - 11	K. Smith, Engstler - 6	1,401
F 13	vs. Notre Dame	W	73-47	+26	22-2	K. Smith - 17	Engstler - 12	Engstler - 5	10,056
F 17	at North Carolina	L	65-66	-1	22-3	Van Lith - 17	Engstler - 8	K. Smith - 9	2,115
F 20	vs. Virginia Tech	W	70-56	+14	23-3	Van Lith - 20	Engstler - 15	Engstler, Hall, Robinson - 2	10,294
F 24	at Pittsburgh	W	66-55	+11	24-3	Engstler - 17	Engstler - 15	Verhulst - 3	1,344

Louisville Women's Basketball Specialty Statistics

GAME	Points in Paint	Points Off TO	2nd Chance	Fast Break	Bench	Largest Lead	Largest Deficit	Times Tied	Lead Changes	Margins Half	Margins Final
vs. Arizona ^	24/24	13/9	12/7	15/4	12/11	4 (1st, 8:13)	7 (2nd, 3:18)	11	9	-3	-2
vs. Bellarmine	52/10	32/6	24/2	20/0	42/11	57 (4th, 0:57)	0 (1st, 10:00)	0	0	+34	+57
vs. UT Martin	26/18	23/8	8/2	6/0	24/0	33 (4th, 4:24)	0 (1st, 10:00)	0	0	+21	+32
at Washington	34/30	17/13	7/8	18/8	19/15	16 (3rd, 3:13)	5 (1st, 6:47)	4	2	+10	+8
at Cal Poly	30/10	27/8	15/2	13/4	34/22	40 (4th, 0:17)	4 (1st, 8:23)	1	1	+18	+40
at Colorado State	20/16	14/10	6/0	5/5	32/17	21 (4th, 3:21)	0 (1st, 10:00)	0	0	+16	+15
vs. Michigan	32/28	32/11	16/7	9/0	16/10	26 (4th, 3:21)	5 (1st, 6:33)	2	1	+24	+22
vs. Belmont	46/28	18/12	16/4	10/6	20/14	23 (3rd, 0:09)	0 (1st, 10:00)	3	0	+15	+14
vs. Kentucky	32/28	21/9	8/6	8/6	18/8	10 (2nd, 8:14)	2 (1st, 9:05)	4	5	-1	+6
vs. Eastern Kentucky	38/8	26/5	8/6	9/0	26/18	44 (4th, 0:30)	2 (1st, 9:18)	1	1	+23	+44
vs. UConn ^	12/38	15/12	8/18	21/8	22/4	6 (3rd, 5:28)	10 (1st, 4:13)	1	7	-3	+5
vs. Boston College	40/24	19/6	12/12	9/2	34/16	35 (4th, 1:44)	1 (1st, 3:28)	2	4	+11	+30
at Georgia Tech	20/8	15/17	6/9	6/0	9/2	3 (3rd, 9:34)	11 (2nd, 9:01)	4	3	0	+2
vs. Pittsburgh	34/18	32/5	9/3	16/4	29/20	45 (4th, 3:40)	0 (1st, 0:00)	0	0	+27	+42
vs. Syracuse	46/22	24/11	5/8	6/0	14/4	13 (4th, 0:21)	1 (3rd, 1:44)	4	4	+5	+13
at Boston College	30/32	27/15	14/5	11/8	13/10	15 (4th, 1:04)	10 (1st, 0:01)	1	1	+7	+10
at NC State	32/28	18/22	18/14	4/11	4/27	16 (2nd, 2:57)	13 (4th, 0:43)	1	9	+13	-9
vs. Wake Forest	28/12	21/19	7/11	10/4	25/6	33 (3rd, 3:47)	4 (1st, 1:40)	3	6	+18	+12
vs. Florida State	32/20	18/4	8/6	6/4	22/6	16 (4th, 2:50)	4 (1st, 5:00)	2	4	+11	+13
vs. Duke	24/20	29/17	17/6	6/2	25/13	20 (2nd, 5:04)	0 (1st, 10:00)	0	0	+18	+12
at Miami	28/28	19/18	13/8	0/13	4/18	8 (2nd, 3:39)	9 (4th, 6:13)	5	15	0	+3
at Clemson	46/26	19/15	15/10	15/6	30/7	26 (4th, 0:37)	4 (1st, 4:57)	4	4	+5	+22
at Syracuse	60/20	21/12	32/12	11/1	43/12	39 (4th, 0:22)	0 (1st, 0:00)	0	0	+11	+36
vs. Notre Dame	36/28	22/16	17/6	10/2	12/5	29 (4th, 3:04)	3 (1st, 2:25)	2	6	+11	+26
at North Carolina	28/24	13/12	3/9	12/5	10/7	10 (2nd, 4:48)	3 (1st, 6:37)	8	13	+5	-1
vs. Virginia Tech	44/16	21/11	15/4	6/0	12/19	24 (4th, 9:37)	0 (1st, 10:00)	0	0	+11	+14
at Pittsburgh	42/24	20/9	12/13	21/6	16/16	12 (4th, 6:14)	4 (1st, 8:22)	4	2	+6	+11

Louisville Women's Basketball Game-by-Game Team Statistics

Teams	FG-FGA	Pct	3FG-FGA	Pct	FT-FTA	Pct	O	D	Reb	PF-D	A	TO	Blk	Stl	1Q	2Q	3Q	4Q	OT	TOT
Arizona	22-60	.367	5-19	.263	12-14	.857	13	28	41	21-1	16	17	6	7	8	17	16	13	7	61
Louisville	15-56	.286	2-11	.182	25-30	.833	14	26	40	21-0	6	17	2	4	9	13	18	14	5	59
Bellarmine	7-47	.149	2-12	.167	9-12	.750	10	14	24	15-1	3	29	0	5	10	4	4	7		25
Louisville	37-70	.529	5-21	.238	3-7	.429	22	32	54	14-0	21	20	5	15	28	20	16	18		82
UT Martin	11-40	.275	2-16	.125	6-8	.750	4	20	24	13-0	6	18	0	6	5	6	11	8		30
Louisville	23-52	.442	7-13	.538	9-12	.750	10	26	36	16-0	17	11	7	8	18	14	16	14		62
Washington	21-53	.396	6-16	.375	5-9	.556	9	27	36	9-0	11	20	8	4	15	8	15	15		53
Louisville	26-63	.413	2-10	.200	7-11	.636	9	26	35	10-0	12	9	4	8	13	20	21	7		61
Cal Poly	12-59	.203	2-17	.118	6-9	.667	12	24	36	11-0	9	23	1	8	9	7	7	9		32
Louisville	31-66	.470	7-26	.269	3-5	.600	12	37	49	8-0	19	20	7	12	14	20	18	20		72
Colorado State	19-49	.388	5-15	.333	13-19	.684	7	20	22	10-0	10	13	2	7	10	15	15	16		56
Louisville	28-53	.528	5-10	.500	10-13	.769	7	32	39	19-0	14	15	4	6	24	17	16	14		71
Michigan	17-46	.370	2-15	.133	12-16	.750	6	20	26	15-0	7	24	3	6	9	6	19	14		48
Louisville	29-64	.453	9-20	.450	3-5	.600	15	24	39	22-0	13	19	3	15	15	24	17	14		70
Belmont	28-62	.452	9-29	.310	1-1	1.000	8	16	24	14-0	9	18	0	6	12	12	20	22		66
Louisville	34-63	.540	5-10	.500	7-10	.700	14	26	40	9-0	17	16	2	10	17	22	25	16		80
Kentucky	21-54	.389	3-13	.231	13-20	.650	11	26	37	18-1	11	21	3	0	13	10	6	19		58
Louisville	26-65	.400	4-13	.308	8-12	.667	13	24	37	18-1	9	13	6	10	19	23	12	20		64
Eastern Kentucky	12-47	.255	5-16	.313	9-13	.692	7	20	27	8-0	6	25	2	8	10	18	5	5		38
Louisville	33-65	.508	11-27	.407	5-6	.833	12	30	42	14-0	23	13	5	15	25	26	19	12		82
UConn	27-64	.422	3-15	.200	7-10	.700	17	20	37	17-0	12	14	2	4	16	12	17	19		64
Louisville	22-51	.431	8-15	.533	17-20	.850	10	22	32	15-0	12	13	2	6	9	16	17	27		69
Boston College	17-48	.354	2-15	.133	13-26	.500	9	24	33	16-0	7	21	2	4	11	13	13	12		49
Louisville	30-64	.469	5-15	.333	14-21	.667	13	27	40	20-0	17	11	2	11	12	23	24	20		79
Georgia Tech	15-46	.326	8-17	.471	10-18	.556	9	25	34	15-1	12	22	1	6	11	9	12	16		48
Louisville	19-52	.365	5-16	.313	7-16	.438	12	24	36	18-1	9	17	6	10	3	17	7	23		50
Pittsburgh	14-54	.259	2-9	.222	9-15	.600	14	29	43	17-0	9	35	5	7	8	5	12	14		39
Louisville	28-70	.400	8-21	.381	17-18	.944	13	30	43	15-0	17	15	5	19	19	21	23	18		81
Syracuse	26-54	.481	8-17	.471	11-14	.786	9	22	31	16-0	10	20	1	4	18	17	21	15		71
Louisville	34-66	.515	7-17	.412	9-10	.900	11	20	31	9-0	22	10	3	11	23	17	19	25		84
Boston College	21-56	.375	2-15	.133	9-16	.563	17	19	36	15-0	13	24	4	10	20	5	14	14		53
Louisville	26-58	.448	4-10	.400	7-11	.636	16	22	38	22-0	13	21	6	11	10	22	16	15		63
NC State	23-55	.418	6-19	.316	16-19	.842	13	29	42	15-0	14	15	3	4	15	6	16	31		68
Louisville	25-69	.362	2-12	.167	7-12	.583	18	21	39	19-0	12	12	4	7	18	16	17	8		59
Wake Forest	16-54	.296	9-21	.429	19-27	.704	17	16	33	15-0	8	17	2	6	22	4	11	23		60
Louisville	26-51	.510	8-15	.533	12-14	.857	9	25	34	23-0	19	17	2	9	21	4	19	9		72
Florida State	25-55	.455	2-9	.222	10-13	.769	10	25	35	17-1	12	17	5	3	10	15	23	14		62
Louisville	26-63	.413	7-16	.438	16-19	.842	14	21	35	9-0	16	8	9	6	13	23	21	18		75
Duke	21-43	.488	8-15	.533	15-21	.714	6	20	26	17-1	7	20	1	6	14	13	20	18		65
Louisville	29-61	.475	11-32	.344	8-9	.889	11	17	28	22-1	20	15	4	7	25	20	15	17		77
Miami	24-51	.471	5-17	.294	13-17	.765	9	20	29	12-0	14	17	3	6	18	17	14	17		66
Louisville	28-61	.459	8-20	.400	5-9	.556	15	20	35	16-0	23	15	4	5	19	16	11	23		69
Clemson	22-55	.400	7-18	.389	20-24	.833	12	19	31	10-0	13	17	6	3	16	23	15	17		71
Louisville	39-67	.582	10-20	.500	5-10	.500	12	23	35	21-0	25	14	4	11	25	19	29	20		93
Syracuse	21-63	.333	10-26	.385	12-16	.750	11	15	26	14-0	12	15	4	8	17	22	11	14		64
Louisville	41-77	.532	7-22	.318	11-15	.733	23	32	55	16-0	23	15	7	8	30	22	15	35		100
Notre Dame	20-63	.317	2-22	.091	5-10	.500	12	20	32	17-0	10	16	6	6	13	8	16	10		47
Louisville	28-63	.444	6-17	.353	11-14	.786	15	35	50	14-0	14	13	3	9	14	18	26	15		73
North Carolina	23-61	.377	5-19	.263	15-20	.750	13	29	42	12-0	12	14	2	9	12	16	17	18		66
Louisville	26-59	.441	6-18	.333	7-11	.636	5	27	32	18-0	16	14	6	12	20	17	13	15		65
Virginia Tech	17-43	.395	4-17	.235	18-26	.692	5	26	31	13-0	10	14	4	2	14	13	9	20		56
Louisville	28-67	.418	3-12	.250	11-15	.733	15	28	43	20-1	7	9	1	10	22	16	19	13		70
Pittsburgh	19-63	.302	5-13	.385	12-16	.750	22	31	53	18-0	13	19	5	3	13	12	16	14		55
Louisville	27-67	.403	2-16	.125	10-19	.526	16	25	41	14-0	14	10	8	9	19	12	17	18		66

Team Extended Statistics

No.	Player	Total				3-Point		F-Throw		Rebounds																			
		GP-GS	MIN	AVG	FG-FGA	FG%	3FG-3FGA	3FG%	FT-FTA	FT%	OFF	DEF	TOT	AVG	PF	DQ	A	A/G	TO	TO/G	A/TO	BLK	BLK/G	STL	STL/G	PTS	AVG		
10	VAN LITH, Hailey	27-27	814:20	30.2	139-324	.429	35-99	.354	53-69	.768	24	61	85	3.1	33	0	56	2.07	55	2.04	1.02	2	0.07	32	1.19	366	13.6		
14	SMITH, Kianna	27-27	758:34	28.1	126-293	.430	50-131	.382	11-16	.688	21	65	86	3.2	44	1	78	2.89	30	1.11	2.60	6	0.22	21	0.78	313	11.6		
21	ENGSTLER, Emily	27-27	677:15	25.1	123-264	.466	26-64	.406	37-62	.597	68	178	246	9.1	79	3	58	2.15	72	2.67	0.81	49	1.81	68	2.52	309	11.4		
44	COCHRAN, Olivia	26-25	587:41	22.6	86-172	.500	1-4	.250	54-72	.750	67	75	142	5.5	60	0	28	1.08	52	2.00	0.54	20	0.77	20	0.77	227	8.7		
23	HALL, Chelsie	27-27	629:32	23.3	63-158	.399	13-43	.302	27-33	.818	25	63	88	3.3	49	0	59	2.19	35	1.30	1.69	0	0.00	40	1.48	166	6.1		
22	DIXON, Liz	27-2	404:07	15.0	67-116	.578	0-0	.000	24-30	.800	47	44	91	3.4	35	0	20	0.74	19	0.70	1.05	18	0.67	8	0.30	158	5.9		
2	SMITH, Ahlana	26-0	361:22	13.9	54-125	.432	15-49	.306	10-13	.769	9	15	24	0.9	33	0	20	0.77	29	1.12	0.69	10	0.38	13	0.50	133	5.1		
5	ROBINSON, Mykasa	26-0	534:12	20.5	40-78	.513	2-5	.400	13-27	.481	30	61	91	3.5	40	0	63	2.42	43	1.65	1.47	2	0.08	37	1.42	95	3.7		
12	VERHULST, Payton	26-0	296:19	11.4	33-76	.434	12-29	.414	12-16	.750	11	44	55	2.1	27	0	23	0.88	17	0.65	1.35	8	0.31	17	0.65	90	3.5		
11	KONNO, Norika	15-0	185:22	12.4	21-45	.467	6-20	.300	3-4	.750	5	17	22	1.5	11	0	20	1.33	10	0.67	2.00	4	0.27	6	0.40	51	3.4		
13	PARKER, Ramani	11-0	38:54	3.5	7-11	.636	2-3	.667	1-1	1.000	2	6	8	0.7	6	0	0	0.00	3	0.27	0.00	1	0.09	0	0.00	17	1.5		
13	RUSSELL, Merissah	15-0	107:48	7.2	5-19	.263	2-8	.250	9-11	.818	5	13	18	1.2	10	0	5	0.33	9	0.60	0.56	0	0.00	1	0.07	21	1.4		
45	SCHETNAN, Sydni	8-0	29:35	3.7	1-2	.500	0-0	.000	0-0	.000	0	4	4	0.5	5	0	0	0.00	0	0.00	0.00	1	0.13	1	0.13	2	0.3		
Total		27	5425		765-1683	.455	164-455	.360	254-354	.718	356	702	1058	39.2	432	4	430	15.93	382	14.15	1.13	121	4.48	264	9.78	1948	72.1		
Opponents		27	5425		521-1445	.361	129-452	.285	300-429	.699	287	604	891	33.0	387	6	276	10.22	525	19.44	0.53	81	3.00	148	5.48	1471	54.5		

Louisville Game-By-Game Individual Points, Rebounds & Assists

Opponent	Date	Score		0 PARKER,RAM	2 SMITH,AHLA	5 ROBINSON,M	10 VAN LITH,H	11 KONNO,NORI	12 VERHULST,P	13 RUSSELL,ME	14 SMITH,KIAN	21 ENGSTLER,E	22 DIXON,LIZ	23 HALL,CHELS
vs Arizona	11/12/2021	59-61	Lot	DNP	2-1-0	4-4-3	19-7-0	2-2-0	2-0-0	0-1-0	7-3-0	2-8-0	2-2-0	12-4-3
Bellarmine	11/16/2021	82-25	W	4-1-0	10-3-1	4-6-3	11-2-0	11-2-2	7-5-4	2-4-0	9-3-2	12-14-3	4-4-2	4-2-3
UT Martin	11/17/2021	62-30	W	6-0-0	2-1-1	4-3-1	2-1-3	2-2-2	2-3-3	2-1-0	10-4-3	20-2-0	6-4-0	0-6-3
at Washington	11/20/2021	61-53	W	DNP	0-1-0	6-1-0	11-4-3	0-2-0	0-1-0	DNP	13-6-3	8-8-0	13-3-2	2-4-4
at Cal Poly	11/23/2021	72-32	W	2-2-0	7-1-1	0-1-4	9-4-3	7-2-1	0-4-2	3-2-0	11-0-4	6-9-1	15-5-0	7-5-1
at Colorado St.	11/28/2021	71-56	W	0-1-0	11-0-0	8-6-0	4-2-1	2-5-2	5-1-1	3-2-1	11-2-1	10-8-1	3-3-0	9-3-1
Michigan	12/02/2021	70-48	W	0-0-0	0-0-0	8-5-4	10-3-2	8-1-2	0-0-0	0-0-0	17-2-0	18-14-2	0-5-1	2-2-1
Belmont	12/05/2021	80-66	W	DNP	6-1-2	4-3-2	16-5-1	0-0-2	0-1-0	2-2-0	14-4-5	9-8-2	8-5-1	11-4-1
Kentucky	12/12/2021	64-58	W	DNP	13-2-0	3-5-3	13-4-1	0-0-0	DNP	DNP	9-4-0	4-10-2	2-3-0	15-2-1
Eastern Ky.	12/16/2021	82-38	W	DNP	5-1-2	2-4-4	13-3-2	6-4-4	12-7-0	1-1-1	22-4-2	11-10-2	4-2-2	6-4-4
vs UConn	12/19/2021	69-64	W	DNP	11-0-0	0-3-1	16-4-3	3-0-0	0-0-0	DNP	16-4-3	9-6-2	4-2-0	2-3-3
Boston College	12/30/2021	79-49	W	0-0-0	2-1-1	2-5-1	12-3-0	8-1-4	12-2-1	0-1-0	5-5-2	14-7-4	10-7-2	4-2-1
at Georgia Tech	01/02/2022	50-48	W	DNP	3-0-0	2-1-2	7-4-1	0-0-0	4-0-0	DNP	6-6-3	14-4-1	0-2-0	7-4-1
Pittsburgh	01/06/2022	81-39	W	2-1-0	4-2-1	DNP	12-0-4	DNP	10-7-2	5-3-1	7-3-2	12-10-2	8-5-0	10-3-5
Syracuse	01/13/2022	84-71	W	DNP	DNP	2-1-4	20-3-3	2-1-0	2-1-0	DNP	20-0-5	15-8-5	8-3-2	2-5-2
at Boston College	01/16/2022	63-53	W	DNP	7-0-0	6-3-4	16-2-0	0-0-1	0-3-1	DNP	18-3-2	4-7-1	0-2-1	4-3-2
at NC State	01/20/2022	59-68	L	DNP	1-1-0	2-7-1	13-1-4	DNP	1-0-0	DNP	8-3-2	15-11-2	0-2-2	0-3-0
Wake Forest	01/23/2022	72-60	W	0-1-0	3-1-1	2-4-7	17-4-6	DNP	5-3-1	3-0-0	5-1-0	15-8-3	12-5-0	6-0-1
Florida St.	01/27/2022	75-62	W	DNP	6-0-1	9-2-4	9-2-1	DNP	0-0-0	DNP	8-5-5	19-12-2	7-5-1	0-2-2
Duke	01/30/2022	77-65	W	DNP	3-1-2	5-4-3	17-4-3	DNP	13-1-0	0-0-1	11-5-3	8-5-1	4-0-3	9-4-3
at Miami (FL)	02/01/2022	69-66	W	DNP	0-1-0	2-3-4	9-3-2	DNP	0-0-0	DNP	21-3-7	7-9-5	2-3-0	10-3-4
at Clemson	02/03/2022	93-71	W	0-0-0	5-0-4	6-4-0	34-3-3	DNP	5-3-2	0-0-1	8-3-8	10-8-2	12-3-1	5-3-3
at Syracuse	02/06/2022	100-64	W	0-1-0	13-3-1	7-5-2	10-3-4	DNP	5-3-1	DNP	16-6-6	11-10-6	18-7-0	11-3-2
Notre Dame	02/13/2022	73-47	W	3-1-0	5-2-0	2-4-0	16-2-2	DNP	2-3-1	DNP	17-3-1	9-12-5	0-2-0	13-5-3
at North Carolina	02/17/2022	65-66	L	DNP	5-0-1	3-3-2	17-4-2	DNP	0-3-1	DNP	7-2-9	11-8-0	2-1-0	6-3-1
Virginia Tech	02/20/2022	70-56	W	DNP	3-0-0	2-1-2	20-5-0	DNP	0-1-0	0-1-0	11-1-0	19-15-2	7-5-0	4-3-2
at Pittsburgh	02/24/2022	66-55	W	DNP	6-1-1	0-3-2	13-3-2	DNP	3-3-3	0-0-0	6-1-0	17-15-2	7-1-0	5-3-2

Opponent	Date	Score		44 COCHRAN,OL	45 SCHETNAN,S
vs Arizona	11/12/2021	59-61	Lot	7-4-0	DNP
Bellarmine	11/16/2021	82-25	W	4-5-1	0-1-0
UT Martin	11/17/2021	62-30	W	6-7-1	0-2-0
at Washington	11/20/2021	61-53	W	8-3-0	DNP
at Cal Poly	11/23/2021	72-32	W	5-7-2	0-1-0
at Colorado St.	11/28/2021	71-56	W	5-2-6	0-0-0
Michigan	12/02/2021	70-48	W	7-5-1	0-0-0
Belmont	12/05/2021	80-66	W	10-7-1	DNP
Kentucky	12/12/2021	64-58	W	5-5-2	DNP
Eastern Ky.	12/16/2021	82-38	W	DNP	DNP
vs UConn	12/19/2021	69-64	W	8-4-0	DNP
Boston College	12/30/2021	79-49	W	10-4-1	DNP
at Georgia Tech	01/02/2022	50-48	W	7-13-1	DNP
Pittsburgh	01/06/2022	81-39	W	11-4-0	DNP
Syracuse	01/13/2022	84-71	W	13-7-1	DNP
at Boston College	01/16/2022	63-53	W	8-4-1	DNP
at NC State	01/20/2022	59-68	L	19-7-1	DNP
Wake Forest	01/23/2022	72-60	W	4-3-0	0-0-0
Florida St.	01/27/2022	75-62	W	17-6-0	DNP
Duke	01/30/2022	77-65	W	7-3-1	DNP
at Miami (FL)	02/01/2022	69-66	W	18-5-1	DNP
at Clemson	02/03/2022	93-71	W	6-2-1	2-0-0
at Syracuse	02/06/2022	100-64	W	9-11-1	DNP
Notre Dame	02/13/2022	73-47	W	6-8-2	0-0-0
at North Carolina	02/17/2022	65-66	L	14-5-0	DNP
Virginia Tech	02/20/2022	70-56	W	4-6-1	DNP
at Pittsburgh	02/24/2022	66-55	W	9-5-2	DNP

Louisville Women's Basketball Miscellaneous Statistics

Louisville's Record When the Cardinals ...

Lead at halftime	20-2
Trail at halftime	2-1
Tied at halftime	2-0
Shoot better from the field than opponent	21-1
Shoot worse from the field than opponent	3-2
Shoot the same from the field as opponent	0-0
Shoot 50 percent or better from the field	8-0
Shoot below 50 percent from the field	16-3
Opp. shoots 50 pct. or better from the field	0-0
Opp. shoots below 50 pct. from the field	24-3
Make more than 7 3-point goals	9-0
Make 7 or fewer 3-point goals	15-3
Attempt 20 or more 3-point field goals	9-0
Attempt less than 20 3-point field goals	15-3
Make more free throws than opponent	8-1
Opponent makes more free throws	16-2
Free throws made are even	0-0
Outrebound their opponent	17-0
Outrebounded by their opponent	3-3
Rebounds are even	4-0
Bench outscore the opposing bench	21-2
Opponent bench outscore bench	2-1
Bench points are even	1-0
Commit fewer turnovers than opponent	21-1
Commit more turnovers than opponent	1-0
Turnovers are even	2-2
Lead with 5:00 remaining	21-2
Trail with 5:00 remaining	3-1
Tied with 5:00 remaining	0-0
Play an overtime game	0-1
1-4 point margins	2-2
5-10 point margins	4-1
11-20 point margins	8-0
21 or more point margins	10-0
vs. AP Top 25 teams	7-3
Play at home	14-0
Play on the road	9-2
Play on a neutral court	1-1
Score 59 points or less	1-2
Score 60-69 points	7-1
Score 70-79 points	9-0
Score 80-89 points	5-0
Score 90 points or more	2-0
Allow 59 points or less	15-0
Allow 60-69 points	7-3
Allow 70-79 points	2-0
Allow 80-89 points	0-0
Allow 90 points or more	0-0
Play after a loss	3-0
Score the first point	16-3
November	5-1
December	6-0
January	7-1
February	6-1
March	0-0

Points in Paint

Louisville	916 (33.9)	Opp	588 (21.8)
------------------	------------	-----------	------------

Points Off Turnovers

Louisville	576 (21.3)	Opp	312 (11.6)
------------------	------------	-----------	------------

Second Chance Points

Louisville	333 (12.3)	Opp	198 (7.3)
------------------	------------	-----------	-----------

Fast Break Points

Louisville	283 (10.5)	Opp	109 (4.0)
------------------	------------	-----------	-----------

Bench Scoring

Louisville	567 (21.0)	Opp	311 (11.5)
------------------	------------	-----------	------------

Double-Figure

Scoring Games

Van Lith	21
Engstler	17
K. Smith	16
Cochran	7
Hall	7
Dixon	6
A. Smith	5
Verhulst	4
Konno	1

Games Leading

UofL in Scoring

Van Lith	10
Engstler	8
K. Smith	8
Dixon	3
Hall	1
A. Smith	1
Cochran	1

Games Leading

UofL in Rebounding

Engstler	24
Cochran	3
Dixon	1
K. Smith	1

Games Leading

UofL in Assists

K. Smith	12
Robinson	9
Hall	8
Engstler	5
Van Lith	4
Verhulst	3
Konno	2
Cochran	1
Dixon	1

Scored Louisville's

First Points

Who

Hall	7
Engstler	6
K. Smith	5
Cochran	4
Van Lith	4
Dixon	1

How

Layup	12
Jump Shot	9
Free Throw	4
Three Pointer	3

Double-Doubles

Engstler	9
----------------	---

Jump Balls Controlled

UofL

Opponents

Starting Lineups

W-L

22-3	Van Lith	Hall	K. Smith	Engstler	Cochran
2-0	Van Lith	Hall	K. Smith	Engstler	Dixon

Scoring Summary

	1st Pd.	2nd Pd.	3rd Pd.	4th Pd.	OT	Total
Louisville	484	505	486	468	5	1948
Opponents	353	323	374	414	7	1471

Leads and Deficits

Biggest Halftime Lead	+34 (48-14) vs. Bellarmine (11/16)
Biggest Halftime Lead Blown	+13 (34-21) at NC State (1/20)
Biggest Halftime Deficit	-3 (25-22) vs. Arizona (11/12), (28-25) vs. UConn (12/19)
Biggest Halftime Deficit Overcome	-3 (28-25) vs. UConn (12/19)
Biggest 2nd Half Lead	+57 (82-25) vs. Bellarmine (11/16)
Biggest 2nd Half Lead Blown	+4 (48-44) vs. Arizona (11/12)
Biggest 2nd Half Deficit	-13 (68-55) at NC State (1/20)
Biggest 2nd Half Deficit Overcome	-9 (50-59) at Miami (2/1)
Biggest Overall Lead	+57 (82-25) vs. Bellarmine (11/16)
Biggest Lead Blown	+16 (33-17) at NC State (1/20)
Biggest Overall Deficit	-13 (68-55) at NC State (1/20)
Biggest Deficit Overcome	-11 (14-3) at Georgia Tech (1/2)

Home, Road, Quarter, and Half Statistics

FG% in KFC Yum! Center465 (411-884)
FG% on the Road457 (316-692)
3-Pt. FG% in KFC Yum! Center386 (96-249)
3-Pt. FG% on the Road322 (58-180)
FT% in KFC Yum! Center773 (133-172)
FT% on the Road598 (79-132)
Scoring Avg. in KFC Yum! Center	75.1 (1051 pts.)
Scoring Average on the Road	69.9 (769 pts.)
Opp. Scoring Avg. in KFC Yum! Center	51.0 (714 pts.)
Opp. Scoring Avg. on the Road	57.5 (632 pts.)

Louisville Quarter Breakdown

Most 1st Quarter Points	30 at Syracuse (2/6)
Most 2nd Quarter Points	26 vs. Eastern Kentucky (12/16)
Most 3rd Quarter Points	29 vs. Clemson (2/3)
Most 4th Quarter Points	35 at Syracuse (2/6)
Fewest 1st Quarter Points	3 at Georgia Tech (1/2)
Fewest 2nd Quarter Points	12 at Pittsburgh (2/24)
Fewest 3rd Quarter Points	7 at Georgia Tech (1/2)
Fewest 4th Quarter Points	7 at Washington (11/20)

Opponents Quarter Breakdown

Fewest 1st Quarter Points	5 vs. UTM (11/17)
Fewest 2nd Quarter Points	4 vs. Bellarmine (11/16), vs. Wake Forest (1/23)
Fewest 3rd Quarter Points	4 vs. Bellarmine (11/16)
Fewest 4th Quarter Points	5 vs. Eastern Kentucky (12/16)
Most 1st Quarter Points	25 at Wake Forest (1/23)
Most 2nd Quarter Points	23 at Clemson (2/3)
Most 3rd Quarter Points	23 vs. Florida State (1/27)
Most 4th Quarter Points	31 at NC State (1/20)

Louisville Women's Basketball Team Superlatives

Louisville High	Louisville Low	Statistical Category	Opponent High	Opponent Low
100 at Syracuse (2/6/22)	50 at Georgia Tech (1/2/22)	Points	71 vs. Syracuse (1/13/22), at Clemson (2/3/22)	25 vs. Bellarmine (11/16/21)
51 vs. Eastern Kentucky (12/16/21)	20 at Georgia Tech (1/2/22)	First-Half Points	39 at Clemson (2/3/22), at Syracuse (2/6/22)	11 vs. UT Martin (11/17/21)
50 at Syracuse (2/6/22)	25 at NC State (1/20/22)	Second-Half Points	47 at NC State (1/20/22)	10 vs. Eastern Kentucky (12/16/21)
41 at Syracuse (2/6/22)	16 vs. Arizona (11/12/21)	Field Goals	28 vs. Belmont (12/5/21)	7 vs. Bellarmine (11/16/21)
77 at Syracuse (2/6/22)	51 vs. UConn (12/19/21),	Field Goal Attempts	64 vs. UConn (12/19/21)	40 vs. UT Martin (11/17/21)
.582 at Clemson (2/3/22)	.286 vs. Arizona (11/12/21)	FG Percentage	.488 vs. Duke (1/30/22)	.149 vs. Bellarmine (11/16/21)
11 vs. Eastern Kentucky (12/16/21), vs. Duke (1/30/22)	2 vs. Arizona (11/12/21), at Washington (11/20/21), at NC State (1/20/22), at Pittsburgh (2/24/22)	3-Point Field Goals	10 at Syracuse (2/6/22)	2 (9x) latest vs. Notre Dame (2/13/22)
32 vs. Duke (1/30/22)	10 (4x) latest at Boston College (1/16/22)	3-Point Field Goal Att.	29 vs. Belmont (12/5/21)	9 vs. Pittsburgh (1/6/22), vs. FSU (1/27/22)
.538 (7-13) vs. UT Martin (11/17/21)	.125 (2-16) at Pittsburgh (2/24/22)	3-Point FG Percentage	.533 vs. Duke (1/30/22)	.091 (2-22) at Notre Dame (2/13)
25 vs. Arizona (11/12/21)	3 vs. Bellarmine (11/16/21), at Cal Poly (11/23/21), vs. Michigan (12/2/21)	Free Throws	20 at Clemson (2/3/22)	1 vs. Belmont (12/5/21)
30 vs. Arizona (11/12/21)	5 at Cal Poly (11/23/21), vs. Michigan (12/2/21)	Free Throw Attempts	27 vs. Wake Forest (1/23/22)	1 vs. Belmont (12/5/21)
.944 (17-18) vs. Pittsburgh (1/6/22)	.429 (3-7) vs. Bellarmine (11/16/21)	Free Throw Percentage	.857 (12-14) vs. Arizona (11/12/21)	.500 (5-10) vs. Notre Dame (2/13/22)
23 at Clemson (2/6/22)	5 at North Carolina (2/17/22)	Offensive Rebounds	22 at Pittsburgh (2/24/22)	2 at Colorado State (11/28/21)
37 at Cal Poly (11/23/21)	17 vs. Duke (1/30/22)	Defensive Rebounds	31 at Pittsburgh (2/24/22)	14 vs. Bellarmine (11/16/21)
55 at Syracuse (2/6/22)	28 vs. Duke (1/30/22)	Total Rebounds	53 at Pittsburgh (2/24/22)	22 at Colorado State (11/28/21)
23 vs. Wake Forest (1/23/22)	8 at Cal Poly (11/23/21)	Fouls	21 vs. Arizona (11/12/21)	8 vs. Eastern Kentucky (12/16/21)
25 at Clemson (2/3/22)	6 vs. Arizona (11/12/21)	Assists	16 vs. Arizona (11/12/21)	3 vs. Bellarmine (11/16/21)
21 at Boston College (1/16/22)	8 vs. Florida State (1/27/22)	Turnovers	35 vs. Pittsburgh (1/6/22)	13 at Colorado State (11/28/21)
9 vs. FSU (1/27/22)	1 vs. Virginia Tech (2/20/22)	Blocked Shots	8 at Washington (11/20/21)	0 vs. Bellarmine (11/16/21), vs. UT Martin (11/17/21), vs. Belmont (12/5/21)
19 vs. Pittsburgh (1/6/22)	4 vs. Arizona (11/12/21)	Steals	10 at Boston College (1/16/22)	0 vs. Kentucky (12/12/21)

Louisville Women's Basketball Individual Superlatives

Louisville	Opponent
Points	34 by Hailey Van Lith at Clemson (2/3/22)
Field Goals Made	13 by Hailey Van Lith at Clemson (2/3/22)
Field Goals Attempted	18 by Emily Engstler at NC State (1/20/22)
Highest FG Pct. (min. 5 made)	1.000 (8-8) by Liz Dixon at Syracuse (2/6/22)
3-Point Field Goals Made	6 (6-6) by Hailey Van Lith at Clemson (2/3/22)
3-Point Field Goals Attempted	8 by Kianna Smith vs. Michigan (12/2/21), by Hailey Van Lith vs. Duke (1/30/22)
3-Point FG Pct. (min. 3 made)	1.000 (6-6) by Hailey Van Lith at Clemson (2/3/22)
Free Throws Made	11 (11-12) by Hailey Van Lith vs. Arizona (11/12/21)
Free Throws Attempted	12 by Hailey Van Lith vs. Arizona (11/12/21)
Free Throw Pct. (min. 6 made)	1.000 (7-7) by Chelsie Hall vs. Arizona (11/12/21), 1.000 (6-6) by Emily Engstler vs. Syracuse (11/13/22)
Offensive Rebounds	7 by Emily Engstler vs. Florida State (1/27/22), by Emily Engstler at Pittsburgh (2/24/22)
Defensive Rebounds	12 by Emily Engstler vs. Michigan (12/2/21)
Total Rebounds	15 by Emily Engstler vs. Virginia Tech (2/20/22), by Emily Engstler at Pittsburgh (2/24/22)
Turnovers	7 by Emily Engstler at Cal Poly (11/23/21)
Assists	9 by Kianna Smith at North Carolina (2/17/22)
Blocked Shots	5 by Emily Engstler vs. Florida State (1/27/22)
Steals	7 by Emily Engstler vs. Pittsburgh (1/6/22)
Minutes Played (regulation game)	39:13 by Hailey Van Lith vs. Syracuse (1/13/22)
Minutes Played (overtime game)	36:37 by Hailey Van Lith vs. Arizona (11/12/21)



O RAMANI PARKER

Forward | 6-4 | Redshirt-Sophomore
Fresno, Calif. | Montverde Academy

SEASON HIGHS	CAREER HIGHS	MISC STATS	Season	Career
Points..... 6 vs. UT Martin (11/17)	Points..... 10 vs. Bellarmine (1/2/21)	Double-Doubles.....		
Reb..... 2 vs. Cal Poly (11/23)	Reb..... 7 vs. ECU (11/29/20)	10-Plus Points.....		1
Asst.....	Asst..... 1 vs. Syracuse (3/8/21)	20-Plus Points.....		
Blocks..... 1 vs. Cal Poly (11/23)	Blocks..... 1 (6x) latest at Cal Poly (11/23/21)	30-Plus Points.....		
Steals.....	Steals..... 1 vs. NC State (3/7/21)	Team-High Points.....		
FGM..... 2 vs. Bellarmine (11/16)	FGM..... 5 vs. Bellarmine (1/2/21)	10-Plus Rebounds.....		
FGA..... 2 vs. Bellarmine (11/16)	FGA..... 5 vs. Bellarmine (1/2/21)	Team-High Rebounds.....		
3FGM..... 1 vs. UT Martin (11/17), vs. ND (2/13)	3FGM..... 1 vs. UT Martin (11/17/21), vs. ND (2/13/22)	10-Plus Assists.....		
3FGA..... 2 vs. UT Martin (11/17)	3FGA..... 2 vs. UT Martin (11/17/21)	Team-High Assists.....		
FT..... 1 vs. UT Martin (11/17)	FT..... 3 at BC (2/4/21)			
FTA..... 1 vs. UT Martin (11/17)	FTA..... 3 vs. UTM (12/6/20), at BC (2/4/21)			
Minutes..... 7 vs. Cal Poly (11/23)	Minutes..... 16 vs. Wake (3/5/21)			

2021-22 GAME-BY-GAME														
Opponent	Min	FG-A	3PT-A	FT-A	O-D-T	PF	AST	TO	BLK	STL	PTS	AVG		
vs. Arizona					DNP									
BELLARMINE	5	2-2	0-0	0-0	0-1-1	1	0	0	0	0	4	4.0		
UT MARTIN	5	2-4	1-2	1-1	0-0-0	1	0	0	0	0	6	5.0		
at Washington					DNP									
at Cal Poly	7	1-1	0-0	0-0	1-1-2	0	0	2	1	0	2	4.0		
at Colorado St	3	0-0	0-0	0-0	0-1-1	0	0	0	0	0	0	3.0		
MICHIGAN	1	0-0	0-0	0-0	0-0-0	0	0	0	0	0	0	2.4		
BELMONT					DNP									
KENTUCKY					DNP									
ECU					DNP									
vs. UConn					DNP									
BC	4	0-1	0-0	0-0	0-0-0	0	0	0	0	0	0	2.0		
at Georgia Tech					DNP									
PITT	3	1-1	0-0	0-0	0-1-1	2	0	0	0	0	2	2.0		
SYRACUSE					DNP									
at BC					DNP									
at NC ST					DNP									
WAKE FOREST	4	0-1	0-0	0-0	1-0-1	1	0	1	0	0	0	1.8		
FSU					DNP									
DUKE					DNP									
at Miami					DNP									
at Clemson	0	0-0	0-0	0-0	0-0-0	0	0	0	0	0	0	1.6		
NOTRE DAME	2	1-1	1-1	0-0	0-1-1	1	0	0	0	0	3	1.5		
at UNC					DNP									
VIRGINIA TECH					DNP									
at Pitt					DNP									
at Notre Dame														

- Redshirt Sophomore Year (2021-22)**
 - Tallied six points on 2-4 from the field, recording her first collegiate three, in five minutes vs. UT Martin on 11/17
- Redshirt Freshman Year (2020-21)**
 - Played in 17 games, averaging 2.7 points and 2.2 rebounds, while shooting 65.5 percent from the floor
 - Recorded six points and four rebounds in a season-high 16 minutes in the ACC Quarterfinals vs. Wake Forest on 3/5
 - Recorded seven points and five rebounds in 10 minutes vs. Boston College on 2/4
 - Career-high ten points on 5-5 from the field in a win vs. Bellarmine on 1/2
 - Recorded seven points on a 3-3 from the field in 10 minutes vs. DePaul on 12/4
 - Career-high seven rebounds in 15 minutes vs. ECU on 11/29
 - Posted two points and four rebounds in eight minutes in first collegiate game at SEMO on 11/25
- Freshman Year (2019-20)**
 - Redshirted
- High School**
 - Came to Louisville as a four-star prospect, ranked 99th overall in the class of 2019, according to espnW HoopGurlz
 - Rated No. 13 at the forward position by espnW
 - Rated 29th overall and as the seventh-best forward by Prospects Nation
 - Played for Central High School in Fresno, Calif., before transferring to Montverde Academy in Montverde, Fla., for her senior season
 - Named to Citizen Naismith High School Girls' Watch List
 - Chose Louisville over Stanford, UCLA, Notre Dame, Michigan, Duke, Ohio State and Oregon State, Baylor and South Carolina
- Personal**
 - Born on June 6, 2001
 - Daughter of Ralph and Shavon Parker; has four brothers
 - Majoring in neuroscience/psychology

RAMANI PARKER CAREER STATISTICS																		
Season	gp-gs	min/avg	Total		3-Point		F-Throws		Rebounds									
			fg-fga	pct	fg-fga	pct	ft-fla	pct	off	def	tot	avg	pf	fo	ast	to	blk	stl
2020-21	17-0	118/6.9	19-29	.655	0-1	.000	8-12	.667	11	27	38	2.2	19	0	1	10	5	1
2021-22	11-0	39/3.5	7-11	.636	2-3	.667	1-1	1.000	2	6	8	0.7	6	0	0	3	1	0
TOTAL	28-0	157/5.6	26-40	.650	2-4	.500	9-13	.692	13	33	46	1.6	25	0	1	13	6	1



2 AHLANA SMITH

Guard | 5-9 | Senior

Charlotte, N.C. | Gulf Coast State / UCLA / Mallard Creek

SEASON HIGHS		CAREER HIGHS		MISC STATS		Season	Career
Points.....	13 vs. Kentucky (12/12), at Syracuse (2/6)	Points	13 (3x), latest at Syracuse (2/6/22)	Double-Doubles.....		0	0
Reb.....	3 vs. Bellarmine (11/16), at Syracuse (2/6)	Reb.	7 vs. Colorado (3/3/19)*	10-Plus Points		5	5/6*
Asst.....	2 (3x) latest vs. Duke (1/30)	Asst.	4 at Illinois-Chicago (12/19/18)*	20-Plus Points		0	0
Blocks.....	2 at NC State (1/20)	Blocks	2 vs. Bellarmine (1/2/21), at NC State (1/20/22)	30-Plus Points		0	0
Steals	2 (3x), latest vs. UConn (12/19)	Steals	3 at SEMO (11/25/20)	Team-High Points.....		1	1
FGM	6 vs. Kentucky (12/12) at Syracuse (2/6)	FGM	6 (3x), latest at Syracuse (2/6/22)	10-Plus Rebounds.....		0	0
FGA	11 vs. Kentucky (12/12), at Syracuse (2/6)	FGA	11 vs. Kentucky (12/12), at Syracuse (2/6/22)	Team-High Rebounds.....		0	0
3FGM.....	3 vs. UConn (12/19)	3FGM	3 vs. UConn (12/19/21)	10-Plus Assists.....		0	0
3FGA.....	5 vs. Duke (1/30)	3FGA	5 at LMU (11/6/18)*, vs. Duke (1/30)	Team-High Assists.....		0	0
FT	2 vs. Arizona (11/12), vs. UConn (12/19)	FT	3 vs. Colorado (3/3/19)*	*at UCLA			
FTA	2 (3x) vs. FSU (12/7/22)	FTA.....	3 vs. Colorado (3/3/19)*				
Minutes.....	22 vs. Kentucky (12/12)	Minutes.....	25 at Utah (2/10/19)*, vs. Bellarmine (1/2/21)				

2021-22 GAME-BY-GAME															
Opponent	Min	FG-A	3PT-A	FT-A	O-D-T	PF	AST	TO	BLK	STL	PTS	AVG			
vs. Arizona	10	0-1	0-0	2-2	1-0-1	1	0	0	1	0	2	2.0			
BELLARMINE	16	5-9	0-3	0-0	0-3-3	2	1	1	0	1	10	6.0			
UT MARTIN	16	1-3	0-1	0-0	0-1-1	0	1	0	1	0	2	4.7			
at Washington	6	0-0	0-0	0-0	0-1-1	2	0	1	0	0	0	3.5			
at Cal Poly	13	3-4	1-2	0-0	0-1-1	1	1	1	0	0	7	4.2			
at Colorado St	16	5-7	1-1	0-0	0-0-0	1	0	2	1	0	11	5.3			
MICHIGAN	9	0-3	0-1	0-0	0-0-0	0	0	1	0	0	0	4.6			
BELMONT	13	3-5	0-0	0-0	1-0-1	0	2	1	0	0	6	4.8			
KENTUCKY	22	6-11	1-3	0-0	1-1-2	0	0	0	1	2	13	5.7			
EKU	15	2-7	1-4	0-0	1-0-1	2	2	2	1	2	5	5.6			
vs. UConn	18	3-5	3-4	2-2	0-0-0	0	0	2	1	2	11	6.1			
BC	14	1-4	0-1	0-0	0-1-1	0	1	2	0	0	2	5.8			
at Georgia Tech	12	1-4	1-4	0-0	0-0-0	4	0	1	1	0	3	5.5			
PITT	22	2-5	0-0	0-0	0-2-2	4	1	3	0	1	4	5.4			
SYRACUSE													DNP		
at BC	21	3-4	1-1	0-0	0-0-0	2	0	3	0	0	7	5.5			
at NC ST	22	0-5	0-3	1-2	0-1-1	2	0	0	2	1	1	5.3			
WAKE FOREST	21	1-2	1-2	0-0	0-1-1	2	1	2	0	1	3	5.1			
FSU	11	2-3	1-1	1-2	0-0-0	1	1	0	0	0	6	5.2			
DUKE	12	1-6	1-5	0-0	1-0-1	3	2	1	0	0	3	5.1			
at Miami	5	0-2	0-1	0-0	0-1-1	1	0	3	0	0	0	4.8			
at Clemson	12	1-4	1-1	2-2	0-0-0	2	4	1	0	1	5	4.8			
at Syracuse	17	6-11	0-2	1-1	3-0-3	0	1	0	0	0	13	5.2			
NOTRE DAME	11	2-6	1-4	0-0	1-1-2	1	0	0	0	0	5	5.2			
at UNC	10	2-7	1-4	0-0	0-0-0	1	1	0	0	0	5	5.2			
VIRGINIA TECH	5	1-1	0-0	1-2	0-0-0	1	0	1	0	1	3	5.1			
at Pitt	10	3-6	0-1	0-0	0-1-1	0	1	1	1	0	6	5.1			
at Notre Dame															

- Senior Year (2021-22)
- Tied a career-high 13 points, making six of 11 shots while adding three rebounds and one assist in the win at Syracuse on 2/6
 - Recorded 11 points on a career-high 3-5 from behind the arc, in addition to two steals and a block vs. UConn on 12/19, had nine points on 3-4 3-point shooting in first half
 - Posted a career-high 13 points on 6-11 from the field, in addition to two rebounds, one block and two steals vs. Kentucky on 12/12
 - Led the team in scoring, establishing a her new Louisville-high with 11 points on 5-7 from the field at Colorado State on 11/28
 - Tallied her first double-digit point total of the season with 10 points vs. Bellarmine on 11/16
- Junior Year (2020-21)
- Played in 27 games with five starts, including starts in the first four games
 - Averaged 2.8 points, while shooting 45.6 percent from the floor and 7-24 from 3-point range
 - Scored six points on a perfect 3-3 shooting from the field in the Elite 8 vs. Stanford on 3/30
 - Recorded seven points, three rebounds, and two assists in the first round of the NCAA Tournament vs. Marist
 - Finished with two points vs. Notre Dame on 2/28
 - Tied a season-high nine points, on 4-5 from the field, in a win at Boston College on 2/4
 - Recorded seven points, three rebounds and a career-high two blocks in a win vs. Bellarmine on 1/2
 - Recorded nine points, on 2-4 from three, in addition to two assists and six rebounds vs. ECU on 11/29
 - Finished with seven points, three steals and two assists in her first Louisville start at SEMO on 11/25
- Gulf Coast State - Sophomore Year (2019-20)
- Named the 2019-20 NJCAA Division I Women's Basketball Player of the Year
 - Named NJCAA First Team All-American, NJCAA Region VIII Player of the Year and NCJAA Player of the Week (11/4-11/10)
 - Led Gulf Coast State with 20.3 points and 2.7 steals per game, while also recording 4.8 rebounds and 2.0 assists per game, shot 43.9 percent from the floor
 - Led Gulf Coast State to a 23-5 record, including an undefeated 11-win mark at home. The Commodores finished as runner-up in the NJCAA South Atlantic District tournament before earning an at-large selection to the national tournament as the No. 5 seeded team
 - Posted three 30-point performances throughout the season and put up double-digit scoring marks in all but one contest that she participated in
 - Boasted a season-high 39-point performance in the second game of the season in a 97-89 win at Florida SouthWestern
- UCLA - Freshman Year (2018-19)
- Played in 32 games, the most of among freshmen on the team. She averaged 12.6 minutes, 3.0 points and 1.9 rebounds on the year
 - Opened her collegiate career by scoring a career-high 13 points in UCLA's season opener at Loyola Marymount, shot 6-10 from the floor and added four rebounds
 - Pulled down a career-high seven rebounds against Colorado in UCLA's regular season finale
- High School
- At Mallard Creek High School, she was named First Team All-MeCKa 4A and State Tournament MVP as the Mavericks went 29-1 overall in her junior year
 - The Mavericks fell in the state semifinals after winning the MeCKa 4A title in 2016
 - She averaged 16.5 points, 4.0 rebounds and 4.0 assists per game in 2017
 - Spent her first two seasons prepping at Zebulon B. Vance High School where averaged 21.7 points, 6.6 rebounds, 4.6 steals, 2.0 assists and 1.8 blocks per game as a sophomore, while being named All-League
 - She averaged 19.4 points per game as a freshman
 - Coming out of high school, she was ranked No. 30 in espnW's HoopGurlz rankings and No. 34 by Prospects Nation
- Personal
- Born on November 17, 2000
 - Daughter of Rosa Morales and David Smith, has one sister Kiana
 - Majoring in sports administration

AHLANA SMITH CAREER STATISTICS																					
Season	gp-gs min/avg		Total		3-Point		F-Throws		Rebounds				Scoring								
			fg-fga	pct	fg-fga	pct	ft-fga	pct	off	def	tot	avg	pf	fo	ast	to	blk	stl	pts	avg	
2018-19*	32	0	403/12.6	40-111	.360	8-36	.222	8-14	.571	20	42	62	1.9	34	0	20	29	8	19	96	3.0
2020-21	27	5	285/10.6	31-68	.456	7-24	.292	6-11	.545	9	16	25	0.9	24	0	18	15	4	16	75	2.8
2021-22	26	0	359/13.8	54-125	.432	15-49	.306	10-13	.769	9	15	24	0.9	33	0	20	29	10	13	133	5.1
TOTAL	53	5	644/12.2	85-193	.440	22-73	.301	16-24	.667	18	31	49	0.9	57	0	38	44	14	29	208	3.9
* at UCLA																					



5 MYKASA ROBINSON

Guard | 5-7 | Senior
Ashland, Ky. | Ashland Blazer

SEASON HIGHS		
Points.....	9 vs. FSU (1/27)	
Reb.....	7 at NC State (1/20)	
Asst.....	7 vs. Wake Forest (1/23)	
Blocks.....	1 at Miami (2/1/22)	
Steals.....	4 vs. FSU (1/27/22)	
FGM.....	4 at Colorado State (11/28), vs. Michigan (12/2)	
FGA.....	6 at Colorado State (11/28), at Syracuse (2/6)	
3FGM.....	1 at Syracuse (2/6), at North Carolina (2/17)	
3FGA.....	2 at Syracuse (2/6)	
FT.....	3 vs. FSU (1/27/22)	
FTA.....	4 vs Zona (11/12), at Wash (11/20), vs FSU (1/27)	
Minutes.....	33 vs. Arizona (11/12)	

CAREER HIGHS		
Points.....	10 at Notre Dame (2/28/21)	
Reb.....	9 at Pitt (2/18/21), vs. Northwestern (3/24/21)	
Asst.....	9 vs Notre Dame (2/16/20)	
Blocks.....	1 (12x), latest at Miami (2/1/22)	
Steals.....	5 at Pitt (2/18/21)	
FGM.....	5 at Notre Dame (2/28/21)	
FGA.....	7 vs. BC (2/27/20)	
3FGM.....	1 (3x), latest at North Carolina (2/17/22)	
3FGA.....	2 at Syracuse (2/6/22)	
FT.....	7 vs. TSU (12/2/18)	
FTA.....	8, (2x) latest vs. TSU (12/2/18)	
Minutes.....	38 vs. Wake Forest (3/5/21)	

MISC STATS		Season	Career
Double-Doubles.....	0	0	
10-Plus Points.....	0	1	
20-Plus Points.....	0	0	
30-Plus Points.....	0	0	
Team-High Points.....	0	0	
10-Plus Rebounds.....	0	0	
Team-High Rebounds.....	0	8	
10-Plus Assists.....	0	0	
Team-High Assists.....	9	22	

2021-22 GAME-BY-GAME												
Opponent	Min	FG-A	3PT-A	FT-A	O-D-T	PF	AST	TO	BLK	STL	PTS	AVG
vs. Arizona	33	1-2	0-0	2-4	2-2-4	1	3	1	0	1	4	4.0
BELLARMINE	16	2-3	0-0	0-2	1-5-6	0	3	3	0	2	4	4.0
UT MARTIN	16	1-2	0-0	2-2	1-2-3	3	1	1	0	0	4	4.0
at Washington	13	2-3	0-0	2-4	0-1-1	1	0	2	0	3	6	4.5
at Cal Poly	12	0-3	0-1	0-0	0-1-1	1	4	1	0	2	0	3.6
at Colorado St	16	4-6	0-0	0-0	2-4-6	1	0	1	0	0	8	4.3
MICHIGAN	22	4-4	0-0	0-0	5-0-5	4	4	3	0	1	8	4.9
BELMONT	21	2-3	0-0	0-0	0-3-3	2	2	3	0	2	6	4.8
KENTUCKY	20	1-2	0-0	1-2	2-3-5	2	3	0	0	1	3	4.6
EKU	20	1-2	0-0	0-0	1-3-4	2	4	1	0	2	2	4.3
vs. UConn	20	0-2	0-0	0-0	1-2-3	2	1	0	0	1	0	3.9
BC	21	1-5	0-1	0-2	2-3-5	3	1	0	0	0	2	3.8
at Georgia Tech	13	1-2	0-0	0-0	0-1-1	1	2	3	0	0	2	3.6
PITT	DNP											
SYRACUSE	18	1-4	0-0	0-0	0-1-1	1	4	0	0	2	2	3.5
at BC	24	2-5	0-0	2-3	1-2-3	2	4	5	0	1	6	3.7
at NC ST	12	1-1	0-0	0-0	2-5-7	4	1	3	0	1	2	3.6
WAKE FOREST	24	1-1	0-0	0-0	2-2-4	1	7	3	0	1	2	3.5
FSU	28	3-5	0-0	3-4	1-1-2	0	4	1	0	4	9	3.8
DUKE	21	2-2	0-0	1-2	2-2-4	1	3	3	0	1	5	3.8
at Miami	26	1-2	0-0	0-0	1-2-3	3	4	1	1	3	2	3.8
at Clemson	17	3-3	0-0	0-0	3-1-4	1	0	2	0	2	6	3.9
at Syracuse	24	3-6	1-2	0-0	3-2-5	2	2	3	0	2	7	4.0
NOTRE DAME	17	1-4	0-0	0-0	0-4-4	2	0	3	0	1	2	3.9
at UNC	31	1-4	1-1	0-0	0-3-3	0	2	0	0	2	3	3.9
VIRGINIA TECH	18	1-2	0-0	0-0	0-1-1	0	2	0	0	1	2	3.8
at Pitt	16	0-0	0-0	0-0	0-3-3	0	2	0	1	1	0	3.7
at Notre Dame												

Senior Year (2021-22)

- Averaging 3.8 points, 3.5 rebounds, 2.4 assists and 1.4 steals per game in 20.7 minutes per game
- After making 17 starts and being named to the ACC All-Defensive Team a year ago, has come off the bench every game this season
- Robinson's combination of strength, speed and quickness, combined with an extremely high basketball IQ makes her the most versatile defender in the ACC. Can guard positions 1-5 effectively
- Has drawn 14 charges on the season, 10 of which have come in ACC play. Last season, she drew 19 charges in 16 ACC games
- She ranks second on the team with 105 deflections, 55 have come during ACC play
- In ACC play, she is shooting 48 percent from the floor
- Recorded three points, three rebounds and two assists in 31 minutes at North Carolina on 2/17
- Stuffed the stat sheet with seven points, making her first three of the season, with five rebounds, two assists and two steals in the win at Syracuse on 2/6
- Tallied her first block of the season while adding three rebounds, four assists and two points with only one turnover in 26 minutes in the win at Miami on 2/1
- Recorded five points, four rebounds, and a team high three assists in the win over Duke on 1/30
- Tallied a season high 9 points, 4 steals, and 3 free throws, making an immediate impact for the Cards to take and hold the lead in the win over FSU on 1/27
- In win over Wake Forest, entered game with 4:05 left in the first quarter and then played all 10 minutes of second quarter as her defense helped propel Louisville on a 32-0 run which stretch from second to third quarter, she tallied a team-high seven assists with four rebounds, two points and one steal
- Scored eight points on a perfect 4-4 from the field, in addition to four assists and five rebounds vs. Michigan on 12/2
- Scored eight points on 4-6 shooting and recorded six rebounds off the bench at Colorado State on 11/28
- Recorded six points and three steals at Washington on 11/20

Junior Year (2020-21)

- Played in all 30 games with 17 starts, all 17 starts came in the final 21 games
- Averaged 20.9 minutes, 2.6 points, 4.4 rebounds, 2.2 assists and 1.2 steals per game
- Named to the 2020-21 ACC All-Defensive Team
- Named to All-ACC Academic Team
- Listed as Top 12 defensive player by ESPN.com's Mechelle Voepel, "She makes this list as the quintessential 'do the little things' player whose calling card is defense; Louisville star Dana Evans credits Robinson with bringing scrappiness to what is perennially one of the ACC's top defenses
- Following the win over Notre Dame, Dana Evans said this of Robinson, "She does everything, she can guard 1-5, she hustles for every loose ball, she gets every rebound that's in her area, she does everything that we need her to do. What she does doesn't always show up on the stat sheet, but she gets it done and that's why she is so valuable to our team."
- Drew 19 charges in 16 ACC games
- Led the team with eight rebounds and three assists in addition to seven points in the Elite 8 vs. Stanford on 3/30
- Recorded a team high seven rebounds in the Sweet 16 vs. Oregon
- Grabbed nine rebounds and recorded four points and a block in the second round of the NCAA Tournament vs. Northwestern
- Recorded team highs in both rebounds with seven and assists with four, in addition to seven points, two steals, and a block in the first round of the NCAA Tournament vs. Marist
- Provided valuable minutes in the ACC Semifinals vs. SYR, contributing seven points and four rebounds in 22 minutes
- Played a career-high 38 minutes, recording four assists, two steals and a team-high eight rebounds in the ACC Quarterfinals vs. Wake on 3/5
- Recorded a career-high 10 points on 5-5 from the field, in addition to four assists, three steals and five charges taken at Notre Dame on 2/28
- In the win at Pitt, she had a career-high nine rebounds and five steals, along with a season-high six points and five assists, while committing zero turnovers
- Recorded five points, in addition to eight rebounds, four assists, two steals and one block in a win vs. Notre Dame on 2/7
- Tied a career-high with eight rebounds in a season-high 35 minutes at Boston College on 2/4
- Led the team with two assists and recorded a career-high four steals in 10 minutes vs. NC State on 2/1
- Recorded a team-high three assists in a win at Wake Forest on 1/24
- Finished with two points, two assists and six rebounds vs. Syracuse on 1/21
- Recorded two points, three steals and four assists in her first start of the season vs. Clemson on 1/10
- Scored two points and grabbed five rebounds in a win vs. crosstown Bellarmine on 1/2
- Finished with six rebounds in a win at Duke on 12/9
- Recorded four assists, four rebounds and two steals in season opener at SEMO on 11/25

Sophomore Year (2019-20)

- Played in 30 games with three starts, averaging 2.7 points, 3.1 rebounds, 2.3 assists and 1.2 steals in 17.7 minutes
- In the final 18 games, averaged 3.8 points, 3.9 rebounds, 2.9 assists and 1.2 steals, while shooting 27-49 from the floor, in 20.7 minutes per game. In the first 14 games, she averaged 0.9 points, 1.8 rebounds and 1.4 assists in 13.2 minutes per game
- In ACC play, she averaged 3.7 points, 3.8 rebounds and 2.8 assists in 19.7 minutes

MYKASA ROBINSON CAREER STATISTICS																				
			Total		3-Point		F-Throws		Rebounds										Scoring	
Season	gp-gs	min/avg	fg-fga	pct	fg-fga	pct	ft-fa	pct	off	def	tot	avg	pf	fo	ast	to	blk	stl	pts	avg
2018-19	35-2	373/10.7	19-43	.442	1-2	.500	19-38	.500	23	36	59	1.7	43	0	18	29	2	20	58	1.7
2019-20	30-3	530/17.7	31-66	.470	0-1	.000	18-31	.581	36	56	92	3.1	48	1	69	39	4	35	80	2.7
2020-21	30-17	626/20.9	33-79	.418	0-1	.000	11-18	.611	48	84	132	4.4	61	0	66	26	5	35	77	2.6
2021-22	26-0	536/20.6	40-78	.513	2-5	.400	13-27	.481	30	61	91	3.5	40	0	63	43	2	37	95	3.7
TOTAL	121-22	2065/17.1	123-266	.462	3-9	.333	61-114	.535	137	237	374	3.1	192	1	216	137	13	127	310	2.6



10 HAILEY VAN LITH

Guard | 5-7 | Sophomore
Wenatchee, Wash. | Cashmere

SEASON HIGHS		CAREER HIGHS		MISC STATS		Season	Career
Points.....	34 at Clemson (2/3)	Points.....	34 at Clemson (2/3/22)	Double-Doubles.....		0	1
Reb.....	7 vs. Arizona (11/12)	Reb.....	11 vs. ECU (11/29/20)	10-Plus Points.....		21	38
Asst.....	6 vs. Wake Forest (1/23)	Asst.....	6 vs. Wake Forest (1/23/22)	20-Plus Points.....		3	6
Blocks.....	1 vs. UTM (11/17/21), at Washington (11/20)	Blocks.....	2 vs. ECU (11/29/20)	30-Plus Points.....		1	1
Steals.....	4 vs. Michigan (12/2)	Steals.....	4 vs. Wake (3/5/21)	Team-High Points.....		10	14
FGM.....	13 at Clemson (2/3)	FGM.....	13 at Clemson (2/3/22)	10-Plus Rebounds.....		0	1
FGA.....	17 (3x), latest vs. Virginia Tech	FGA.....	17, (3x) latest vs. Virginia Tech	Team-High Rebounds.....		0	7
3FGM.....	6 at Clemson (2/3)	3FGM.....	6 vs. Syracuse (1/21/21), vs. Wake (3/5/21)	10-Plus Assists.....		0	0
3FGA.....	8 vs. Duke (1/30)	3FGA.....	11 vs. Syracuse (1/21/21)	Team-High Assists.....		4	11
FT.....	11 vs. Arizona (11/12)	FT.....	11 vs. Arizona (11/12/21)				
FTA.....	12 vs. Arizona (11/12)	FTA.....	12 vs. Arizona (11/12/21)				
Minutes.....	39 vs. Syracuse (1/13/22)	Minutes.....	39 (3x), latest vs. Syracuse (1/13/22)				

2021-22 GAME-BY-GAME																
Opponent	Min	FG-A	3PT-A	FT-A	O-D-T	PF	AST	TO	BLK	STL	PTS	AVG				
vs. Arizona*	37	4-14	0-4	11-12	2-5-7	3	0	3	0	0	19	18.0				
BELLARMINE*	22	5-10	1-6	0-1	1-1-2	0	0	3	0	1	11	15.0				
UT MARTIN*	26	1-4	0-1	0-2	1-0-1	0	3	1	1	0	2	10.7				
at Washington*	36	4-17	0-4	3-3	2-2-4	0	3	0	1	2	11	10.8				
at Cal Poly*	20	4-8	0-4	1-1	2-2-4	0	3	1	0	1	9	10.4				
at Colorado St*	22	1-3	0-0	2-2	1-1-2	3	1	4	0	1	4	9.3				
MICHIGAN*	29	4-10	2-5	0-0	0-3-3	3	2	2	0	4	10	9.4				
BELMONT*	28	7-15	1-3	1-2	0-5-5	0	1	2	0	0	16	10.3				
KENTUCKY*	33	5-11	1-2	2-2	0-4-4	2	1	6	0	0	13	10.6				
EKU*	24	6-12	0-4	1-1	1-2-3	0	2	3	0	0	13	10.8				
vs. UConn*	30	5-14	2-2	4-4	2-2-4	1	3	0	0	0	16	11.3				
BC*	22	5-10	2-3	0-0	0-3-3	1	0	2	0	2	12	11.3				
at Georgia Tech*	29	2-10	0-1	3-6	1-3-4	1	1	3	0	3	7	11.0				
PITT*	25	4-11	2-5	2-2	0-0-0	0	4	2	0	3	12	11.1				
SYRACUSE*	39	9-16	2-6	0-0	0-3-3	1	3	1	0	1	20	11.7				
at BC*	29	6-16	1-3	3-4	1-1-2	4	0	2	0	0	16	11.9				
at NC ST*	33	6-17	1-3	0-1	1-0-1	2	4	2	0	1	13	12.0				
WAKE FOREST*	29	6-13	3-6	2-2	0-4-4	2	6	1	0	1	17	12.3				
FSU*	38	3-10	1-3	2-2	0-2-2	2	1	2	0	0	9	12.1				
DUKE*	32	6-12	5-8	0-0	3-1-4	2	3	1	0	0	17	12.4				
at Miami*	31	4-8	1-2	0-0	2-1-3	2	2	2	0	0	9	12.2				
at Clemson*	33	13-16	6-6	2-3	1-2-3	1	3	4	0	2	34	13.2				
at Syracuse*	29	3-11	0-5	4-5	1-2-3	0	4	0	0	1	10	13.0				
NOTRE DAME*	36	7-14	0-1	2-2	1-1-2	0	2	4	0	2	16	13.2				
at UNC*	36	7-13	1-3	2-4	0-4-4	1	2	2	0	2	17	13.3				
VIRGINIA TECH*	36	8-17	1-3	3-4	0-5-5	0	0	1	0	2	20	13.6				
at Pitt*	32	4-12	2-6	3-4	1-2-3	2	2	1	0	1	13	13.6				
at Notre Dame																

Sophomore Year (2021-22)

- Named to midseason Ann Meyers Drysdale Award Watch List
- Leads the team in scoring with 13.6 points per game and has led the team in scoring 10 times
- Ranks eighth in ACC with 42.9 shooting percentage and 13th with 366 total points
- In ACC play, ranks seventh in league with 15.1 points per game, while shooting 45.1 percent from the floor, which ranks fifth
- Reached double figures in 13 of 16 ACC games, including three 20-plus point performances and a 34-point game at Clemson
- Has scored in double figures 21 times this season and in 18 of the last 21 games
- Has made at least one 3-pointer in 12 of last 14 games
- Led the team with 20 points, marking her third game this season with 20-plus points, adding five rebounds and two steals in the win over Virginia Tech on 2/20
- Second on the team with 13 points, contributing three rebounds, one assist and one steal in the win at Pittsburgh on 2/24.
- Recorded a team-high 17 points on 7-13 from the field, in addition to four rebounds and two assists at North Carolina on 2/17
- Second on the team with 16 points, adding two rebounds, two assists and two steals in the win over Notre Dame on 2/13
- Scored a career-high 34 points in the win at Clemson. It marked the most points in a game by a Cardinal since Asia Durr tied her career-high and program record with 47 points against NC State on Feb. 28, 2019. Van Lith shot a perfect 6-6 from the 3-point line, which tied her career-high for made 3's in a game. Her six 3-pointers with no misses mark the most makes without a miss in program history. The previous high was five, which has been accomplished three times. Jill Morton did it on Dec. 4, 1999 vs. Maryland Eastern Shore and on Jan. 1, 1999 vs. DePaul, and Mariya Moore did it on March 20, 2017 against Tennessee in the NCAA Tournament. Last season, Van Lith twice made six threes in games against Syracuse and Wake Forest.
- Contributed a team-high 17 points on five threes, in addition to four rebounds and a team-high three assists vs. Duke on 1/30
- Racked up a career-high six assists, scoring 17 points on 6-13 from floor including a season-high three threes in the win over Wake Forest on 1/23.
- Scored 13 points while leading the team with four assists in the loss at NC State on 1/20/22
- Finished with 16 points, including 10 in the second half, with two rebounds in the win at Boston College on 1/16/22
- Posted a team-high 20 points, making nine of 16 shots from the floor including 2-6 from deep, adding three rebounds, three assists and one steal in a career-high 39 minutes in the win against Syracuse on 1/13/22
- Tallied a team-high 12 points, adding a season-high four assists and three steals in the win over Pitt on 1/6
- Scored 12 points, hitting 2-3 from deep while shooting 50% from the field (5-10) in the win over Boston College on 12/30
- Recorded team-highs with 16 points and three assists, adding four rebounds vs. UConn on 12/19, had 10 of her 16 points in fourth quarter and was 2-2 from deep and 4-4 from free throw line
- Scored 13 points on 6-12 from the field, in addition to three rebounds vs. ECU on 12/16
- Finished with 13 points, including eight points on 4-4 from the field in the fourth, vs. Kentucky on 12/12
- Led team with 16 points on 7-15 from the field, while notching five rebounds vs. Belmont on 12/5
- Scored 11 points on career-high 17 field goal attempts (4-17), while recording three assists and two steals at Washington on 11/20
- Recorded eight of her team-high 19 points in the fourth quarter, while also converting on 11-12 from the free throw line vs. Arizona on 11/12
- Named preseason All-ACC, preseason Nancy Lieberman Award Watch List, Naismith Trophy Watch List, No. 18 on ESPN Top 25 list

Freshman Year (2020-21)

- One of 20 top collegiate athletes, including 10 who have captured a combined 21 gold medals competing on past USA Basketball teams, to participate in the 2021 USA Basketball Women's AmeriCup Team trials on April 18-21
- One of two players, joined by Dana Evans, to start all 30 games
- Ranked second on the team with 30.2 minutes and 1.2 steals per game, third with 11.2 points and 5.2 rebounds and fourth with 2.1 assists. Shot 49-128 (.383) from 3-point range and 44-53 (.830) from the free throw line
- Named to ACC All-Tournament First Team
- Named to 2020-21 ACC All-Freshman Team
- Named to All-ACC Academic Team
- Named to Lieberman Award Top 10 List
- Ranked in top six among ACC freshmen in points per game, 3-point field goals, steals, assists and rebounds
- Twice named ACC Freshman of the Week this season. She earned the honor after averaging 11.3 points, 7.0 rebounds, 2.3 assists and 1.7 steals, while shooting a perfect 10-10 from the free throw line to help the No. 2 Cardinals get wins over UT Martin, Virginia Tech and Clemson. She was also named ACC FOW after averaging 16.5 points and 9.5 rebounds, and shooting 52 percent from the floor and 6-12 from deep, in her first two games at UofL. She is the first UofL women's basketball player to earn ACC Freshman of the Week honors since Asia Durr did so on Feb. 1, 2016.
- One of two players, joined by Dana Evans, to start all 30 games
- Reached double figures in 18 of 30 games, including a season-high six game streak to begin her career
- Made at least one 3-pointer in 21 of 30 games
- Recorded a team-high 20 points and 11 rebounds, while shooting 5-9 from deep, in win over ECU on 11/29. Became the first UofL freshman to score 20 points in a game since Asia Durr scored 23 in an 80-75 loss to Syracuse in ACC Tournament semis on March 5, 2016. Durr had four 20-point games that season
- Named to Preseason ACC Newcomer Watch List
- Named to Naismith Trophy Watch List

Personal

- Born on September 9, 2001
- Daughter of Corey and Jessica Van Lith, has one brother Tanner
- Majoring in finance

HAILEY VAN LITH CAREER STATISTICS																					
			Total		3-Point		F-Throws		Rebounds											Scoring	
Season	gp-gs	min/avg	fg-fga	pct	fg-fga	pct	ft-fta	pct	off	def	tot	avg	pf	fo	ast	to	blk	stl	pts	avg	
2020-21	30-30	905/30.2	121-282	.429	49-128	.383	44-53	.830	37	118	155	5.2	57	0	63	52	7	36	335	11.2	
2021-22	27-27	816/30.2	139-324	.429	35-99	.354	53-69	.768	24	61	85	3.1	33	0	56	55	2	32	366	13.6	
TOTAL	57-57	1721/30.2	260-606	.429	84-227	.370	97-122	.795	61	179	240	4.2	90	0	119	107	9	68	701	12.3	
2 NCAA RUNNER-UPS (2009, 2013) 3 FINAL FOURS (2009, 2013, 2018) 6 ELITE EIGHTS 10 SWEET 16'S 23 NCAA TOURNAMENTS																					



11 NORIKA KONNO

Guard | 5-10 | Junior
Sendai, Japan | Seiwa

SEASON HIGHS		CAREER HIGHS		MISC STATS		Season	Career
Points.....	11 vs. Bellarmine (11/16)	Points.....	11 (3x), latest vs. Bellarmine (11/16/21)	Double-Doubles.....		0	0
Reb.....	5 at Colorado State (11/28)	Reb.....	7 at BC (2/4/21)	10-Plus Points.....		1	4
Asst.....	4 vs. ECU (12/16), vs. BC (12/30)	Asst.....	6 vs. BSU (11/24/19)	20-Plus Points.....		0	0
Blocks.....	2 vs. ECU (12/16)	Blocks.....	3 vs. DePaul (12/4/20)	30-Plus Points.....		0	0
Steals.....	2 vs. Bellarmine (11/16)	Steals.....	6 vs. Marist (3/22/21)	Team-High Points.....		0	0
FGM.....	5 vs. Bellarmine (11/16)	FGM.....	5 vs. Bellarmine (11/16/21)	10-Plus Rebounds.....		0	0
FGA.....	8 vs. Bellarmine (11/16)	FGA.....	9 vs. UTC (11/21/20)	Team-High Rebounds.....		0	0
3FGM.....	2 vs. ECU (12/16)	3FGM.....	2 (4x), latest vs. ECU (12/16/21)	10-Plus Assists.....		0	0
3FGA.....	4 (2x), latest vs. ECU (12/16)	3FGA.....	4 (3x), latest at Cal Poly (11/23/21)	Team-High Assists.....		2	5
FT.....	2 vs. Arizona (11/12)	FT.....	3 (2x) latest vs. BSU (11/24/19)				
FTA.....	2 vs. Arizona (11/12)	FTA.....	4 (2x) latest vs. BSU (11/24/19)				
Minutes.....	21 vs. ECU (12/16)	Minutes.....	28 at OSU (12/5/19)				

2021-22 GAME-BY-GAME															
Opponent	Min	FG-A	3PT-A	FT-A	O-D-T	PF	AST	TO	BLK	STL	PTS	AVG			
vs. Arizona	11	0-1	0-0	2-2	1-1-2	0	0	0	0	0	2	2.0			
BELLARMINE	19	5-8	1-3	0-0	0-2-2	2	2	1	0	2	11	6.5			
UT MARTIN	14	1-2	0-0	0-0	1-1-2	2	2	1	0	1	2	5.0			
at Washington	10	0-1	0-1	0-0	0-2-2	0	0	1	0	0	0	3.8			
at Cal Poly	18	3-6	1-4	0-0	0-2-2	0	1	0	1	0	7	4.4			
at Colorado St	18	1-2	0-1	0-0	0-5-5	1	2	2	0	0	2	4.0			
MICHIGAN	10	3-4	1-2	1-2	1-0-1	1	2	1	0	1	8	4.6			
BELMONT	9	0-2	0-0	0-0	0-0-0	0	2	1	0	0	0	4.0			
KENTUCKY	4	0-2	0-1	0-0	0-0-0	0	0	0	0	0	0	3.6			
EKU	21	2-7	2-4	0-0	1-3-4	0	4	0	2	1	6	3.8			
vs. UConn	7	1-2	1-2	0-0	0-0-0	0	0	0	0	1	3	3.7			
BC	20	4-7	0-2	0-0	1-0-1	2	4	1	0	0	8	4.1			
at Georgia Tech	8	0-0	0-0	0-0	0-0-0	0	0	1	0	0	0	3.8			
PITT					DNP										
SYRACUSE	7	1-1	0-0	0-0	0-1-1	1	0	1	1	0	2	3.6			
at BC	9	0-0	0-0	0-0	0-0-0	2	1	0	0	0	0	3.4			
at NC ST					DNP										
WAKE FOREST					DNP										
FSU					DNP										
DUKE					DNP										
at Miami					DNP										
at Clemson					DNP										
at Syracuse					DNP										
NOTRE DAME					DNP										
at UNC					DNP										
VIRGINIA TECH					DNP										
at Pitt					DNP										
at Notre Dame															

Junior Year (2021-22)

- Tallied eight points on 4-7 shooting in 20 minutes while leading the team with four assists in the win over Boston College on 12/30
- Recorded eight points off 3-4 from the field, in addition to two assists and one steal in only ten minutes vs. Michigan on 12/2
- Notched a season-high five rebounds off the bench at Colorado State on 11/28
- Tied her career-high with 11 points on 5-8 from the field, 1-3 from behind the arc, vs. Bellarmine on 11/16

Sophomore Year (2020-21)

- Played in all 30 games, averaging 12.1 minutes, 3.4 points and 1.4 rebounds, while shooting 48.1 percent from the floor
- Contributed five points, three rebounds, and a career-high six steals, doubling her previous career-high, in the first round of the NCAA Tournament vs. Marist
- Provided valuable minutes off the bench, recording 10 points on 4-5 shooting, 2-3 from deep, in only 11 minutes in the ACC Semifinals vs. Syracuse on 3/6
- Set a career-high with seven rebounds, in addition to ten points and three assists, in a win over Boston College on 2/4
- Scored five points and secured a crucial late-game offensive rebound in a win over Wake Forest on 1/24
- Recorded a career-high two threes in a win over Virginia Tech on 1/7
- Tied career-high with eleven points on 4-5 from the field in a win vs. Bellarmine on 1/2
- Dished out a season-high four assists in a win vs. NKU on 1/1
- Recorded nine points and three rebounds in 18 minutes vs. UTM on 12/6
- Recorded six points, four rebounds, and two blocks in season opener at SEMO on 11/25

Freshman Year (2019-20)

- Played in 16 games, averaging 4.6 points, 1.9 assists 1.6 rebounds
- Missed the last 14 games with a knee injury
- Scored nine points, all in the fourth quarter, on 4-7 shooting, while adding three assists at Miami
- Played pivotal minutes after Jazmine Jones got in foul trouble and finished with six points on 3-4 shooting in 72-62 win over Oregon
- Career-high 11 points and team-high four assists vs. Chattanooga on 11/21
- Led the team with five assists, while adding four points and four rebounds against Murray State on 11/8
- Scored nine points in her collegiate debut against WKU

High School

- The 5-foot-10 shooting guard from Seiwa High School in Sendai, Japan, has an impressive resume of international experience
- Was a member of the U18 and U19 Japanese National Team
- Helped the 2018 team win a silver medal at the U18 Women's Asian Championships. She recorded 10-plus points in four of five games, including 19 points on 8-of-12 shooting, vs. China. She finished the tournament averaging 13.0 points, 4.0 rebounds and 2.5 assists per game
- Helped the 2019 team to a trip to the quarterfinals at the U19 World Cup. She recorded 10-plus points in three of six games, averaging 8.3 points, 3.7 rebounds and 1.9 assists
- She was also a member of the 3-on-3 team from Japan that won a silver medal in the 2018 Asian Games. In her best game during the tournament, she had 28 points, nine rebounds, three assists and three steals

Personal

- Born on May 1, 2000.
- Daughter of Koji and Kaoru Konno; has two sisters (Yuki, Saki).
- Major is undecided.

NORIKA KONNO CAREER STATISTICS																				
			Total		3-Point		F-Throws		Rebounds										Scoring	
Season	gp-gs	min/avg	fg-fga	pct	fg-fga	pct	ft-fta	pct	off	def	tot	avg	pf	fo	ast	to	blk	stl	pts	avg
2019-20	16-0	242/15.1	29-71	.408	3-24	.125	12-14	.857	13	13	26	1.6	18	0	30	21	1	3	73	4.6
2020-21	30-0	364/12.1	38-79	.481	13-37	.351	12-15	.800	19	22	41	1.4	27	0	27	26	7	17	101	3.4
2021-22	15-0	188/12.5	21-45	.467	6-20	.300	3-4	.750	5	17	22	1.5	11	0	20	10	4	6	51	3.4
TOTAL	61-0	794/13.0	88-195	.451	22-81	.272	27-33	.818	37	52	89	1.5	56	0	77	57	12	26	225	3.7



12 PAYTON VERHULST

Guard | 6-1 | Freshman
De Soto, Kan. | Bishop Miege

SEASON HIGHS		MISC STATS		Season	Career
Points.....	13 vs. Duke (1/30)	Double-Doubles.....			
Reb.....	7 vs. ECU (12/16), vs. Pittsburgh (1/6)	10-Plus Points.....	4	4	
Asst.....	4 vs. Bellarmine (11/16)	20-Plus Points.....			
Blocks.....	2 vs. ECU (12/16)	30-Plus Points.....			
Steals.....	2 at CSU (11/28), at BC (1/16), at Clem (2/3)	Team-High Points.....			
FGM.....	5 vs. ECU (12/16)	10-Plus Rebounds.....			
FGA.....	8 vs. Pittsburgh (1/6)	Team-High Rebounds.....			
3FGM.....	3 vs. Duke (1/30)	10-Plus Assists.....			
3FGA.....	4 vs. Pittsburgh (1/6), vs. Duke (1/30)	Team-High Assists.....	1	1	
FT.....	3 vs. Bellarmine (11/16), vs. BC (12/30)				
FTA.....	5 vs. BC (12/30)				
Minutes.....	22 vs. Pittsburgh (1/6)				

2021-22 GAME-BY-GAME																		
Opponent	Min	FG-A	3PT-A	FT-A	O-D-T	PF	AST	TO	BLK	STL	PTS	AVG						
vs. Arizona	4	1-1	0-0	0-0	0-0-0	0	0	0	0	0	2	2.0						
BELLARMINE	18	2-2	0-0	3-4	2-3-5	1	4	3	0	0	7	4.5						
UT MARTIN	19	1-5	0-1	0-0	1-2-3	1	3	2	0	1	2	3.7						
at Washington	8	0-1	0-0	0-0	0-1-1	0	0	0	0	0	0	2.8						
at Cal Poly	16	0-6	0-3	0-0	1-3-4	0	2	1	1	0	0	2.2						
at Colorado St	15	2-2	1-1	0-0	1-0-1	2	1	1	0	2	5	2.7						
MICHIGAN	3	0-0	0-0	0-0	0-0-0	1	0	0	0	1	0	2.3						
BELMONT	8	0-2	0-1	0-0	0-1-1	0	0	0	0	1	0	2.0						
KENTUCKY					DNP													
EKU	17	5-7	2-3	0-0	2-6-7	3	0	2	2	1	12	3.1						
vs. UConn	5	0-2	0-1	0-0	0-0-0	0	0	0	0	1	0	2.8						
BC	20	4-7	1-1	3-5	0-2-2	4	1	0	1	1	12	3.6						
at Georgia Tech	10	2-4	0-2	0-0	0-0-0	0	0	1	0	1	4	3.7						
PITT	23	3-8	2-4	2-2	0-7-7	1	2	0	1	1	10	4.2						
SYRACUSE	8	1-3	0-0	0-0	1-0-1	0	0	0	0	0	2	4.0						
at BC	10	0-1	0-0	0-0	0-3-3	1	1	0	0	2	0	3.7						
at NC ST	2	0-1	0-0	1-2	0-0-0	1	0	0	0	0	1	3.6						
WAKE FOREST	17	2-5	1-1	0-0	1-2-3	3	1	1	0	0	5	3.6						
FSU	1	0-0	0-0	0-0	0-0-0	0	0	0	0	0	0	3.4						
DUKE	20	4-5	3-4	2-2	0-1-1	1	0	0	1	1	13	3.9						
at Miami	6	0-1	0-1	0-0	0-0-0	2	0	0	0	0	0	3.8						
at Clemson	15	2-4	1-2	0-0	0-3-3	0	2	1	0	2	5	3.8						
at Syracuse	16	2-3	1-2	0-0	1-2-3	1	1	2	1	1	5	3.9						
NOTRE DAME	12	1-3	0-1	0-0	0-3-3	2	1	1	0	0	2	3.8						
at UNC	5	0-1	0-1	0-0	0-3-3	1	1	0	0	0	0	3.6						
VIRGINIA TECH	5	0-0	0-0	0-0	0-1-1	0	0	0	0	0	0	3.5						
at Pitt	13	1-2	0-0	1-1	1-0-1	0	3	1	1	2	3	3.5						
at Notre Dame																		

Freshman Year (2021-22)

- Ranks eighth among ACC freshmen with 3.5 points per game and seventh with 0.9 assists per game
- Set career-highs with 13 points and three threes, shooting 2-2 from the line in the win over Duke on 1/30
- Scored 10 points, going 2-4 from behind the arc, with seven rebounds, two assists, one block and one steal in a career-high 23 minutes in the win over Pittsburgh on 1/6
- Tied a career-high 12 points, hitting 4 of her 7 attempts while adding two rebounds in the win over Boston College on 12/30
- Established new career-highs with 12 points and 7 rebounds vs. ECU on 12/16
- Finished with five points at Colorado State on 11/28
- Scored seven points on 2-2 from the field, 3-4 from the line, in addition to five rebounds and four assists vs. Bellarmine on 11/16
- Added two points, convering on her only attempt, in her collegiate debut vs. Arizona on 11/12
- Named to preseason ACC Newcomer Watch List

USA Basketball (2021)

- Helped USA Basketball Women's U19 World Cup Team win gold with a 70-52 win over Australia in the championship game at the 2021 FIBA U19 World Cup in Debrecen, Hungary, contributed three points, six rebounds and two assists in the 70-52 win over Australia in the final
- Represented Louisville alongside Elizabeth Dixon, Mykasa Robinson and Kianna Smith at the 2021 Red Bull USA Basketball 3x3 Nationals in Springfield, Mass., finished with a 3-2 overall record and reached the semifinals

High School

- Five-star prospect and is ranked as high as No. 8 overall by PASS and No. 9 by Collegiate Girls Basketball Report
- espnW Hoop Guriz ranked her No. 12 overall and as the fourth best guard. Prospect Nation listed her as the 10th best player and fifth best guard
- Named USA Today National Female Athlete of the Year, was one of three finalists for the award, which was unveiled during the USA Today High School Sports Awards Show. The show was hosted by Michael Strahan, the Pro Football Hall of Famer and host of Good Morning America, and Rob Gronkowski, the four-time Super Bowl Champion
- Named Kansas' Girls Basketball Player of the Year and overall Female Athlete of the Year
- A three-time Eastern Kansas League MVP, three-time first-team All-State Top 5 by The Capital-Journal and Gatorade Kansas Girls Basketball Player of the Year.
- Named a 2021 McDonald's All-American and to Jordan Brand Classic
- Named a 2021 Jersey Mike's Naismith National High School Second Team All-American, which places her among the top 10 high school players in the country
- Named 2021 Kansas Player of the Year by MaxPreps.com
- As a senior, Verhulst led Bishop Miege to a 23-1 record and a Kansas Class 4-A state championship, while averaging 20.0 points, 7.5 rebounds, 3.8 steals, 3.6 assists, and 3.5 blocks a game
- Named the 2020 Kansas Gatorade Player of the Year and a Naismith Trophy All-American
- First Team All-state following her freshman, sophomore, junior and senior campaigns
- As a junior, she started every game and averaged 17.8 points, 7.0 rebounds, 3.7 assists and 2.5 steals per game while leading Bishop Miege to a 21-2 overall record
- During her freshman and sophomore seasons, she helped lead Bishop Miege to a combined 48-1 record, winning the state title as a sophomore and reaching the state title game as a freshman. She averaged 17.0 points, 7.0 rebounds, 6.0 assists, 4.0 steals and 3.0 blocks as a sophomore, and 13.0 points, 6.0 rebounds, 3.0 rebounds, 2.0 steals and 1.0 blocks as a freshman
- Named 2019 FIBA Americas U16 Championship MVP after leading the team to a 6-0 record and a gold medal in Puerto Aysen, Chile. She started all six games and averaged 14.5 points and 2.8 rebounds
- Also participated in the 2019 USA Basketball 3x3 U18 National Championship at the United States Olympic Training Center in Colorado Springs, Colo. Her Blue Star 30 Stars team finished in fourth place with a 5-2 record
- Took part in trials for the 2018 USA U17 World Cup Team

Personal

- Born on June 1, 2003
- Daughter of Robin and David, has five brothers and sisters - Quinton, Dalton, Ashton, Kirston, Addiston
- Majoring in Education/Special Education
- Mother (Robin) played basketball at Duke, father (David) played basketball at Rockhurst, brother Quinton played basketball at St. Mary's, brother Dalton played basketball at Friends University (Kan.), sister Ashton is currently playing basketball at UCF

PAYTON VERHULST CAREER STATISTICS																			
Season			Total		3-Point		F-Throws		Rebounds										
	gp-gs	min/avg	fg-fga	pct	fg-fga	pct	ft-fta	pct	off	def	tot	avg	pf	fo	ast	to	blk	stl	pts
2021-22	26-0	297/11.4	33-76	.434	12-29	.414	12-16	.750	11	44	55	2.1	27	0	23	17	8	17	90
TOTAL	26-0	297/11.4	33-76	.434	12-29	.414	12-16	.750	11	44	55	2.1	27	0	23	17	8	17	90



13 MERISSAH RUSSELL

Guard | 5-11 | Sophomore
Ottawa, Ontario | Cairine Wilson

SEASON HIGHS		CAREER HIGHS		MISC STATS		Season	Career
Points.....	5 vs. Pittsburgh (1/6)	Points.....	8 at SEMO (11/25/20), vs. Bellarmine (1/2/21)	Double-Doubles.....	0	0	
Reb.....	4 vs. Bellarmine (11/16)	Reb.....	7 vs. Bellarmine (1/2/21)	10-Plus Points.....	0	0	
Asst.....	1 (4x), latest vs. Duke (1/30)	Asst.....	3 vs. DePaul (12/4/20)	20-Plus Points.....	0	0	
Blocks.....		Blocks.....	1 vs. DePaul (12/4/20)	30-Plus Points.....	0	0	
Steals.....		Steals.....	2 vs. EKU (11/29/20)	Team-High Points.....	0	0	
FGM.....	1 (5x), latest vs. Pittsburgh (1/6)	FGM.....	3 at SEMO (11/25), vs. UTM (12/6)	10-Plus Rebounds.....	0	0	
FGA.....	4 at Colorado State (11/28)	FGA.....	10 vs. EKU (11/29/20)	Team-High Rebounds.....	0	0	
3FGM.....	1 at Cal Poly (11/23), vs. Pittsburgh (1/6)	3FGM.....	1, (4x), latest vs. Pittsburgh (1/6)	10-Plus Assists.....	0	0	
3FGA.....	1 (5x), latest vs. Duke (1/30)	3FGA.....	4 vs. EKU (11/29/20), at CSU (11/28/21)	Team-High Assists.....	0	0	
FT.....	3 vs. Wake Forest (1/23)	FT.....	4 vs. Bellarmine (1/2/21)				
FTA.....	4 vs. Wake Forest (1/23)	FTA.....	5 vs. Bellarmine (1/2/21)				
Minutes.....	15 at Colorado State (11/28)	Minutes.....	19 at SEMO (11/25/20)				

2021-22 GAME-BY-GAME																
Opponent	Min	FG-A	3PT-A	FT-A	O-D-T	PF	AST	TO	BLK	STL	PTS	AVG				
vs. Arizona	5	0-0	0-0	0-0	0-1-1	0	0	0	0	0	0	0.0				
BELLARMINE	8	1-1	0-0	0-0	2-2-4	2	0	3	0	0	2	1.0				
UT MARTIN	8	0-0	0-0	2-2	1-0-1	0	0	1	0	0	2	1.3				
at Washington					DNP											
at Cal Poly	11	1-2	1-1	0-0	0-2-2	0	0	1	0	0	3	1.8				
at Colorado St	12	1-4	0-1	1-1	1-1-2	2	1	0	0	0	3	2.0				
MICHIGAN	3	0-0	0-0	0-0	0-0-0	0	0	0	0	0	0	1.7				
BELMONT	5	1-1	0-0	0-0	0-2-2	0	0	0	0	0	2	1.7				
KENTUCKY					DNP											
EKU	11	0-1	0-0	1-2	0-1-1	2	1	0	0	0	1	1.6				
vs. UConn					DNP											
BC	5	0-2	0-1	0-0	0-1-1	1	0	0	0	0	0	1.4				
at Georgia Tech					DNP											
PITT	15	1-2	1-1	2-2	1-2-3	2	1	2	0	0	5	1.8				
SYRACUSE					DNP											
at BC					DNP											
at NC ST					DNP											
WAKE FOREST	5	0-1	0-0	3-4	0-0-0	0	0	1	0	0	3	1.9				
FSU					DNP											
DUKE	4	0-1	0-1	0-0	0-0-0	0	1	0	0	0	0	1.8				
at Miami					DNP											
at Clemson	4	0-1	0-1	0-0	0-0-0	0	1	1	0	1	0	1.6				
at Syracuse					DNP											
NOTRE DAME					DNP											
at UNC					DNP											
VIRGINIA TECH	6	0-2	0-1	0-0	0-1-1	1	0	0	0	0	0	1.5				
at Pitt	6	0-1	0-1	0-0	0-0-0	0	0	0	0	0	0	1.4				
at Notre Dame																

- Sophomore Year (2021-22)**
- Missed Syracuse and Notre Dame games competing for Canadian National Team in 2022 World Cup Qualifying Tournament in Osaka, Japan
 - Played a season-high 15 minutes, tallying a season five points with three rebounds and one assist off the bench in the win over Pitt on 1/6
 - Notched a season-high of 12 minutes, recording three points and two rebounds off the bench at Colorado State on 11/28

- Canadian National Team (2021)**
- Named an alternate on Canada's women's basketball team that competed at the Tokyo Olympic Games, but did not travel
 - In mid-June, competed for Canada at the FIBA Women's AmeriCup in San Juan, Puerto Rico. She helped lead Canada to a perfect 4-0 record in pool play and a trip to the semifinals. In the win over El Salvador, she had nine points on 3-of-5 shooting from deep, while adding two steals. She had six points on 2-of-4 shooting from beyond the arc in a win over the U.S. Virgin Islands

- Freshman Year (2020-21)**
- Played in 20 games, averaging 2.2 points and 2.2 rebounds
 - Recorded six points and five rebounds in 12 minutes at Boston College on 2/4
 - Converted on her first collegiate three point field goal in a win at Virginia Tech on 1/7
 - Tied a season-high eight points, highlighted by 4-5 from the free throw line, in a win vs. Bellarmine on 1/2
 - Scored eight points on 3-4 from the field, adding five rebounds and one assist in 19 minutes in her collegiate debut at SEMO on 11/25

- High School**
- Ranked as the 29th best guard by espnW. She is listed as a four-star prospect by Prospects Nation and is rated No. 54 overall by PASS Scouting Service
 - Played for Canada's U19 team at the 2019 FIBA Women's Basketball World Cup in Bangkok, Thailand. She helped lead Canada to the quarterfinals, where they fell to eventual champion USA and head coach Jeff Walz. She finished the tournament averaging 6.4 points, 4.0 rebounds and 1.3 assists
 - Also a member of Canada's Senior National team and participated as the youngest player on the roster in a five-game European exhibition tour in Belgium and Great Britain
 - Was named the MVP of the first ever BioSteele All Canadian Girls Game in April, the Canadian version of the McDonald's All-American game. She finished with 30 points, 10 rebounds and three steals in that game which featured the top 24 female high school players in Canada

- Personal**
- Born on March 3, 2002
 - Daughter of Natalie and Tony Russell, has one sister, Maiyah
 - Majoring in Exercise Science

MERISSAH RUSSELL CAREER STATISTICS

			Total		3-Point		F-Throws		Rebounds											Scoring	
Season	gp-gs	min/avg	fg-fga	pct	fg-fga	pct	ft-fita	pct	off	def	tot	avg	pf	fo	ast	to	blk	stl	pts	avg	
2020-21	20-0	135/6.8	16-36	.444	1-6	.167	10-15	.667	15	29	44	2.2	18	0	8	10	1	4	43	2.2	
2021-22	15-0	108/7.2	5-19	.263	2-8	.250	9-11	.818	5	13	18	1.2	10	0	5	9	0	1	21	1.4	
TOTAL	35-0	243/6.9	21-55	.382	3-14	.214	19-26	.731	20	42	62	1.8	28	0	13	19	1	5	64	1.8	



14 KIANNA SMITH

Guard | 6-0 | Redshirt-Senior
Moreno Valley, Calif. | California / Troy

SEASON HIGHS		CAREER HIGHS		MISC STATS		Season	Career
Points.....	22 vs. ECU (12/16)	Points	22 vs. ECU (12/16)	Double-Doubles.....	0		1/2*
Reb.....	6 (3x), latest at Syracuse (2/6)	Reb.	10 vs. NKU (1/1/21)	10-Plus Points	14		34/58*
Asst.....	9 at North Carolina (2/17)	Asst.	12 vs. Manhattan (11/24/17)*	20-Plus Points	3		5/7*
Blocks.....	1 (6x), latest vs. Notre Dame (2/13)	Blocks	3 vs. Arizona State (2/22/19)*	30-Plus Points	0		0/0
Steals	3 at Cal Poly (11/23), at North Carolina (2/17)	Steals	5 vs. Notre Dame (2/7/21)	Team-High Points.....	8		11/13*
FGM	8 (4x), latest at Miami (2/1/22)	FGM	9 (4x), latest vs. GT (2/11/21)	10-Plus Rebounds.....	0		1/1*
FGA	14 at Washington (11/20), vs. UConn (12/19)	FGA	15 vs. NCST (3/7/21), vs. Harvard (12/30/18)*	Team-High Rebounds	1		2/2*
3FGM.....	5 vs. ECU (12/16)	3FGM	5 (2x), latest vs. ECU (12/16/21)	10-Plus Assists.....	0		0/2*
3FGA.....	8 vs. Michigan (12/2), vs. Duke (1/30)	3FGA	9 at Washington State (3/3/19)*	Team-High Assists	12		16/40*
FT	2 (3x), latest vs. Notre Dame (2/13)	FT	4 (4x), latest vs. Northwestern (3/24/21)	*at Cal			
FTA	2 (6x), latest vs. Notre Dame (2/13)	FTA	4 (4x), latest vs. Northwestern (3/24/21)				
Minutes.....	39 at Miami (2/1/22)	Minutes.....	40 (4x), latest vs. Baylor (3/25/19)				

2021-22 GAME-BY-GAME												
Opponent	Min	FG-A	3PT-A	FT-A	O-D-T	PF	AST	TO	BLK	STL	PTS	AVG
vs. Arizona*	30	3-9	1-3	0-0	0-3-3	0	0	0	0	0	7	7.0
BELLARMINE*	17	4-10	1-6	0-0	1-2-3	1	2	2	1	0	9	8.0
UT MARTIN*	20	4-7	2-3	0-0	2-2-4	0	3	1	0	1	10	8.7
at Washington*	31	5-14	2-4	1-2	2-4-6	0	3	0	0	0	13	9.8
at Cal Poly*	25	4-12	3-6	0-0	0-0-0	1	4	2	0	3	11	10.0
at Colorado St*	20	5-7	1-2	0-0	0-2-2	0	1	0	0	0	11	10.2
MICHIGAN*	35	6-13	4-8	1-2	0-2-2	3	0	2	0	2	17	11.1
BELMONT*	30	6-10	2-3	0-0	0-4-4	2	5	1	0	1	14	11.5
KENTUCKY*	28	4-11	1-4	0-1	2-2-4	5	0	0	0	0	9	11.2
EKU*	23	8-11	5-7	1-1	1-3-4	2	2	0	0	1	22	12.3
vs. UConn*	36	7-14	1-4	1-2	1-3-4	2	3	1	0	1	16	12.6
BC*	21	2-6	1-3	0-0	1-4-5	1	2	2	0	1	5	12.0
at Georgia Tech*	29	2-6	2-4	0-0	2-4-6	3	3	2	1	1	6	11.5
PITT*	24	3-12	1-5	0-0	1-2-3	1	2	2	0	1	7	11.2
SYRACUSE*	33	8-12	4-7	0-0	0-0-0	0	5	0	0	2	20	11.8
at BC*	32	8-13	2-3	0-0	1-2-3	3	2	3	1	0	18	12.2
at NC ST*	37	4-10	0-2	0-0	1-2-3	0	2	0	1	0	8	11.9
WAKE FOREST*	22	2-8	1-4	0-0	0-1-1	4	0	2	0	1	5	11.6
FSU*	30	3-13	2-6	0-0	1-4-5	0	5	1	0	0	8	11.4
DUKE*	28	4-13	1-8	2-2	2-3-5	3	3	2	0	0	11	11.4
at Miami*	39	8-13	3-5	2-2	0-3-3	1	7	1	0	0	21	11.8
at Clemson*	28	3-12	1-7	1-1	0-3-3	2	8	0	1	0	8	11.6
at Syracuse*	23	6-13	4-6	0-0	3-3-6	3	6	0	1	0	16	11.8
NOTRE DAME*	30	6-13	3-7	2-2	0-3-3	0	1	2	1	1	17	12.0
at UNC*	29	3-12	1-6	0-0	0-2-2	4	9	2	0	3	7	11.8
VIRGINIA TECH*	34	5-11	1-6	0-0	0-1-1	2	0	0	0	1	11	11.8
at Pitt*	24	3-8	0-2	0-1	0-1-1	0	0	0	0	0	6	11.6
at Notre Dame												

Redshirt Senior Year (2021-22)

- Named to midseason Ann Meyers-Drysdale Award Watch List
- Named one of 52 recipients of the 2022 Weaver-James-Corrigan Postgraduate Scholarship Award, awarded to selected student-athletes who intend to pursue a graduate degree following completion of their undergraduate requirements
- Ranks second on the team with 11.6 points per game and eight times this season has led the team in scoring
- Ranks fourth in the ACC with a 38.2 3-point field goal percentage and ranks 10th with 1.9 made 3-pointers per game
- In ACC play, ranks seventh in the league with 3.4 assists per game and her 2.62 assist-to-turnover ratio leads the ACC
- In five straight games from 2/1 to 2/17, averaged 6.2 assists and had 31 assists to six turnovers, a 5.2 assist-to-turnover ratio
- Had a Louisville career-high nine assists at North Carolina, previous high was eight at Clemson on Feb. 3 and her career-high is 12 against Manhattan when she was at California on Nov. 24, 2017
- Scored a team-high 17 points, making three threes, while contributing three rebounds, one assist, one block and one steal in the win over Notre Dame on 2/13
- Named ACC Player of the Week after averaging 15.0 points per game, shooting 8-18 from beyond the arc and dishing out 21 assists to just one turnover in road wins over Miami, Clemson and Syracuse, in 90 minutes of action, she had 21 assists and one turnover
- Tallied 16 points, making four of six three point attempts, while dishing out a team-high six assists with no turnovers and adding six rebounds and a block in the win at Syracuse on 2/6
- Dished out eight assists to lead the team without turning the ball over, adding eight points, three rebounds and a steal in the win at Clemson on 2/3
- Scored a team-high 21 points on 8-13 from the field, 3-5 from deep, with a season and team-high seven assists, adding three rebounds with only one turnover in a season high 39 minutes in the win at Miami on 2/1
- Led the team with 5 assists, adding 8 points and 5 rebounds in 30 minutes in the win over FSU on 1/27
- Recorded 18 points on 8-13 shooting, 2-3 from behind the arc, adding three rebounds, two assists and a block in the win at Boston College on 1/16/22
- Scored a team-high 20 points, shooting 8-12 from the field, hitting 4-7 threes while tallying a team-high five assists with two steals in the win over Syracuse on 1/13/21
- Named Basketball HOF Women's Showcase MVP after recording team-high 16 points and three assists, adding four rebounds vs. UConn on 12/19
- Established a new career-high with 22 points, converting on 8-11 from the field and tying her career-high in threes made with five (5-7) vs. ECU on 12/16
- Tallied nine points and four rebounds vs. Kentucky on 12/12
- Reached 1,000 career points with 14 points, five assists and four rebounds vs. Belmont on 12/5
- Scored 17 points on 4-8 from three, adding two rebounds and two steals vs. Michigan on 12/2
- Converted 5-7 from the field for 11 points at Colorado State on 11/28.
- Recorded 11 points on 3-6 from behind the arc, in addition to four assists and three steals at Cal Poly on 11/23
- Recorded a team-high 13 points on 5-14 from the field, in addition to six rebounds and three assists at Washington on 11/20
- Scored 10 points on 4-7 shooting, 2-3 from 3-point range, while adding three assists vs. UT Martin on 11/17
- Named to preseason Ann Meyers-Drysdale Award Watch List

Redshirt Junior Year (2020-21)

- Played in 28 games with 20 starts, ranked second on the team with 11.4 points and third with 2.2 assists per game. Shot 44 percent from the floor, 55-145 (.379) from 3-point range and 16-20 (.800) from the free throw line
- Named to ACC All-Tournament First Team
- Named to All-ACC Academic Team
- Ranked 8th in ACC with 55 made 3-point field goals
- In ACC games, ranked sixth in league with 38.9 3-point percentage and 11th in 3-point field goals made per game (2.19 avg/g)
- Reached double figures in 19 of 28 games, including a season-best six-game streak to open the season
- Made at least one 3-pointer in 24 of 28 games, including 20 games with at least two 3-point makes and nine with at least three 3-pointers
- Named College Sports Madness ACC Player of the Week on Jan. 18, 2021 after averaging 14.5 points per game, while shooting 52 percent from the floor and 7-15 from beyond the arc in the victories over the Eagles and Seminoles. She added 4.0 assists, 3.5 rebounds and 1.5 steals per game, while committing just one turnover in 59 minutes of action
- Named to Preseason ACC Newcomer Watch List

Junior Year (2019-20)

- Sat out 2019-20 season due to NCAA transfer rules

KIANNA SMITH CAREER STATISTICS																					
			Total		3-Point		F-Throws		Rebounds											Scoring	
Season	gp-gs	min/avg	fg-fga	pct	fg-fga	pct	ft-fta	pct	off	def	tot	avg	pf	fo	ast	to	blk	stl	pts	avg	
2017-18*	32-31	1017/31.8	108-280	.386	36-113	.319	24-35	.686	14	73	87	2.7	66	0	152	74	6	24	276	8.6	
2018-19*	33-33	1113/33.7	125-313	.399	55-157	.350	19-29	.655	20	59	79	2.4	72	1	92	55	15	20	324	9.8	
2020-21	28-20	777/27.8	124-279	.444	55-145	.379	16-20	.800	27	81	108	3.9	55	2	61	31	10	25	319	11.4	
2021-22	27-27	758/28.1	126-293	.430	50-131	.382	11-16	.688	21	65	86	3.2	44	1	78	30	6	21	313	11.6	
TOTAL	55-47	1535/27.9	250-572	.437	105-276	.380	27-36	.750	48	146	194	3.5	99	3	139	61	16	46	632	11.5	
All*	120-111	3665/30.5	483-1165	.415	196-546	.359	70-100	.700	82	278	360	3.0	237	4	383	190	37	90	1232	10.3	
* at Cal																					

* at Cal



21 EMILY ENGSTLER

Forward | 6-1 | Senior
New York, N.Y. | Syracuse / St. Francis Prep

SEASON HIGHS		CAREER HIGHS		MISC STATS		Season	Career
Points.....	20 vs. UT Martin (11/17)	Points	22 vs. Notre Dame (1/5/20)*	Double-Doubles.....		9	9/25*
Reb.....	15 vs. Virginia Tech (2/20), at Pitt (2/24)	Reb.....	17 vs. Michigan State (12/20/19)*	10-Plus Points.....		18	18/50*
Asst.....	6 at Syracuse (2/6)	Asst.....	6 (4x), latest at Syracuse (2/6/22)	20-Plus Points.....		1	1/3*
Blocks.....	5 vs. FSU (1/27/22)	Blocks	5 at Michigan (12/5/19)*, vs. FSU (1/27/22)	30-Plus Points.....		0	0
Steals.....	7 vs. Pittsburgh (1/6)	Steals.....	7 vs. Pittsburgh (1/6)	Team-High Points.....		8	8/16*
FGM.....	8 vs. Michigan (12/2), at Pittsburgh (2/24)	FGM.....	10 vs. Notre Dame (1/5/20)*	10-Plus Rebounds.....		11	11/35*
FGA.....	19 at Pittsburgh (2/24)	FGA.....	19 at Pittsburgh (2/24/22)	Team-High Rebounds.....		24	24/60*
3FGM.....	4 vs. UT Martin (11/17)	3FGM.....	4 (3x) latest vs. UT Martin (11/17/21)	10-Plus Assists.....		0	0
3FGA.....	5 at Miami (2/1/22)	3FGA.....	10 vs. UNC (2/13/20)*	Team-High Assists.....		5	5/9*
FT.....	6 vs. Syracuse (1/13)	FT.....	6 vs. Syracuse (1/13/22)	*at Syracuse			
FTA.....	6 (3x), latest at Syracuse (2/6)	FTA.....	6 (7x), latest at Syracuse (2/6/22)				
Minutes.....	37 at NC State (1/20)	Min.....	40 (3x), latest vs. Louisville (3/6/21)*				

2021-22 GAME-BY-GAME													
Opponent	Min	FG-A	3PT-A	FT-A	O-D-T	PF	AST	TO	BLK	STL	PTS	AVG	
vs. Arizona*	20	1-7	0-1	0-0	1-7-8	3	0	2	0	0	2	2.0	
BELLARMINE*	19	5-8	2-2	0-0	6-8-14	2	3	2	3	4	12	7.0	
UT MARTIN*	21	7-9	4-4	2-2	0-2-2	1	0	1	1	2	20	11.3	
at Washington*	18	4-9	0-1	0-0	3-5-8	3	0	1	3	1	8	10.5	
at Cal Poly*	19	3-6	0-3	0-2	0-9-9	3	1	7	3	4	6	9.6	
at Colorado St*	22	4-9	1-1	1-2	0-8-8	1	1	3	2	1	10	9.7	
MICHIGAN*	35	8-15	2-4	0-0	2-12-14	3	2	5	2	5	18	10.9	
BELMONT*	21	4-8	1-2	0-2	4-4-8	0	2	3	2	1	9	10.6	
KENTUCKY*	35	2-8	0-1	0-0	1-9-10	4	2	2	2	2	4	9.9	
EKU*	21	5-10	1-3	0-0	1-9-10	1	2	3	0	6	11	10.0	
vs. UConn*	21	2-5	1-1	4-4	2-4-6	3	2	1	1	1	9	9.9	
BC*	17	5-7	1-1	3-5	3-4-7	2	4	2	0	3	14	10.3	
at Georgia Tech*	22	6-12	2-3	0-0	2-2-4	4	1	1	0	2	14	10.5	
PITT*	25	5-11	2-4	0-0	4-6-10	2	2	2	2	7	12	10.6	
SYRACUSE*	25	4-8	1-2	6-6	0-8-8	3	5	2	1	0	15	10.9	
at BC*	24	2-6	0-2	0-0	2-5-7	2	1	4	3	6	4	10.5	
at NC ST*	38	6-18	1-4	2-3	4-7-11	2	2	3	0	2	15	10.8	
WAKE FOREST*	23	5-8	2-2	3-4	2-6-8	3	3	1	1	2	15	11.0	
FSU*	32	6-13	2-4	5-6	7-5-12	2	2	4	1	5	19	11.4	
DUKE*	22	4-10	0-3	0-0	1-4-5	5	1	1	2	3	8	11.3	
at Miami*	28	2-10	2-5	1-2	3-6-9	4	5	5	1	1	7	11.0	
at Clemson*	25	5-7	0-1	0-4	1-7-8	4	2	2	1	1	10	11.0	
at Syracuse*	23	4-9	0-3	3-6	2-8-10	4	6	3	4	3	11	11.0	
NOTRE DAME*	27	4-9	0-1	1-4	2-10-12	3	5	2	2	5	9	10.9	
at UNC*	27	5-11	0-1	1-2	2-6-8	5	0	4	4	0	11	10.9	
VIRGINIA TECH*	31	7-12	1-2	4-5	6-9-15	5	2	3	1	3	19	11.2	
at Pitt*	35	8-19	0-3	1-3	7-8-15	4	2	3	3	2	17	11.4	
at Notre Dame													

- Senior Year (2021-2022)**
- Named to the Midseason Team for 2022 Naismith Player of the Year, 2022 Naismith Defensive Player of the Year Watch List and midseason Cheryl Miller Award Watch List
 - Listed at No. 25 in ESPN's Top 25 Players, version 2.0. ESPN's Michell Voepel had this to say about Engstler, "She is the perfect cog for the Cardinals, fitting in so well to their gritty style of play that you would almost think she spent her whole career there. Able to play all over the court and have an impact on all aspects of game."
 - Leads the ACC with 2.5 steals per game, ranks third with 6.6 defensive rebounds per game and 9.1 rebounds per game and ranks fifth with 1.8 blocks per game
 - In ACC play, leads league with 2.6 steals per game, ranks third with 9.3 rebounds, 6.3 defensive rebounds and 3.0 offensive rebounds, sixth with 1.9 blocks and 15th with 12.5 points per game
 - Has led UoFL in rebounds in 24 of 27 games
 - Her nine double-doubles rank fourth in the ACC
 - Aside from leading the league in steals and ranking fifth in blocks, has a team-high 194 deflections on the season, which doesn't account for plays where she is credited with the block or the steal. She has 122 deflections in ACC play, good for 8.1 per game.
 - Recorded ninth double-double of the season with 17 points and a season-high tying 15 rebounds at Pitt
 - Recorded her eighth double-double of the season, scoring 19 points, on 7-12 shooting, and grabbing a season-high 15 rebounds while adding a team-high two assists, one block and three steals in the win over Virginia Tech on 2/20
 - Stuffed the stat sheet, leading team with 12 rebounds and five assists, adding nine points, two blocks and five steals in the win over Notre Dame on 2/13
 - Turned in her seventh double-double of the season, scoring 11 points and grabbing 10 rebounds while tying a career-high six assists, adding four blocks and three steals in 23 minutes in the win at Syracuse on 2/6
 - Led the team with eight rebounds, adding 10 points on 5-7 shooting with two assists, one block and one steal in the win at Clemson on 2/3
 - Tallied a season-high five assists and led the team with nine rebounds at Miami on 2/1
 - Recorded her sixth double-double of the season with a team high 19 points and 12 rebounds, including 7 offensive rebounds, adding 2 assists, 1 steal, and a career high 5 blocks in the win over FSU on 1/27, her five blocks marked first time a UoFL player has had five blocks since Kylee Shook did it on Feb. 23, 2020 at Pitt
 - Led the team with eight rebounds, adding 15 points on 5-8 from the field, including 2-2 from deep, three assists, one block and two steals in the win against Wake Forest 1/23/22
 - Recorded her fifth double-double of the season notching 15 points and a team-high 11 rebounds with two assists and two steals in the loss at NC State 1/20/22
 - Racked up a team-high seven rebounds, six assists and three blocks while scoring four points with one assist in the win at Boston College on 1/16/22
 - Led the team with 8 rebounds and 5 assists, putting up 15 points in the win over Syracuse on 1/13/22
 - Stuffed the stat sheet with a team-high 12 points and 10 rebounds, adding two assists, two blocks and a career-high seven steals in the win over Pitt on 1/6, her seven steals marked first time a UoFL player has had seven steals in a game since Bria Smith did it twice during the 2014-15 season
 - Scored a team-high 14 points on 6-12 from the field, 2-3 from deep, adding four rebounds, one assist and two steals in the win over Georgia Tech on 1/2
 - Led the team with 14 points, seven rebounds and four assists while shooting 5-7 from the field, including 1-1 from three in the win over Boston College on 12/30
 - Tallied nine points and six rebounds vs. UConn on 12/19
 - Recorded her fourth double-double of the season with 11 points and 10 rebounds, in addition to tying a career-high six steals vs. ECU on 12/16.
 - Recorded nine points, eight rebounds and two blocks vs. Belmont on 12/5
 - Filled the stat sheet with a team-high 18 points and 14 rebounds for her second double-double of the season, in addition to five steals, two blocks and two assists vs Michigan on 12/2
 - Recorded ten points and eight rebounds at Colorado State on 12/28
 - Added eight points, eight rebounds and three blocks in only 18 minutes at Washington on 11/20
 - Recorded a team-high 20 points on a career-high 4-4 from behind the arc vs. UT Martin on 11/17.
 - Recorded 12 points and 10 rebounds by halftime vs. Bellarmine to become first UoFL player with double-double in first half since Myisha Hines-Allen did it twice in 2016-17. She finished with 12 points and 14 rebounds for her first Louisville double-double.
 - Named to preseason Cheryl Miller Award Watch List

- Syracuse - Junior Year (2020-2021)**
- Came off the bench as a junior and was named ACC Co-Sixth Player of the Year
 - Nearly averaged a double-double with 10.5 points and 9.1 rebounds per game
 - She had 12 double-digit scoring games and seven double-doubles
 - Recorded double-double in Syracuse's ACC Tournament semifinal loss to Louisville, finishing with a season-high 21 points, while adding 10 rebounds

EMILY ENGSTLER CAREER STATISTICS																				
			Total		3-Point		F-Throws		Rebounds										Scoring	
Season	gp-gs	min/avg	fg-fga	pct	fg-fga	pct	ft-fa	pct	off	def	tot	avg	pf	fo	ast	to	blk	stl	pts	avg
2018-19*	29-0	414/14.3	59-143	.413	15-59	.254	10-16	.625	21	110	131	4.5	52	1	41	60	35	25	143	4.9
2019-20*	31-31	889/28.7	107-285	.375	36-112	.321	27-39	.692	63	211	274	8.8	71	2	81	88	50	35	277	8.9
2020-21*	22-5	658/29.9	90-216	.417	26-70	.371	26-49	.531	52	149	201	9.1	44	0	41	45	35	39	232	10.5
2021-22	27-27	676/25.0	123-264	.466	26-64	.406	37-62	.597	68	178	246	9.1	78	3	58	72	49	68	309	11.4
TOTAL	27-27	676/25.0	123-264	.466	26-64	.406	37-62	.597	68	178	246	9.1	78	3	58	72	49	68	309	11.4
All*	109-63	2637/24.2	379-908	.417	103-305	.338	100-166	.602	204	648	852	7.8	245	6	221	265	169	167	961	8.8



22 LIZ DIXON

Forward | 6-5 | Senior

Memphis, Tenn. | Georgia Tech / Ridgeway

SEASON HIGHS	CAREER HIGHS	MISC STATS	Season	Career
Points..... 18 at Syracuse (2/6)	Points 22 vs. Duke (1/10/19)*, vs. Wake (2/10/19)*	Double-Doubles.....	0	2/6*
Reb 7 vs. BC (12/30), at Syracuse (2/6)	Reb. 17 vs. Duke (1/10/19)*	10-Plus Points	6	20/37*
Asst..... 3 vs. Duke (1/30)	Asst. 4 vs. Duke (1/10/19)*	20-Plus Points	0	1/4*
Blocks..... 4 vs. FSU (1/27)	Blocks 4 (4x), latest vs. FSU (1/27/22)	30-Plus Points	0	0/0
Steals 1 (5x), latest at Syracuse (2/6)	Steals 4 vs. Alabama State (12/5/18)*	Team-High Points.....	3	4/11*
FGM 8 at Syracuse (2/6)	FGM 9 vs. Duke (1/10/19)*	10-Plus Rebounds.....	0	2/6*
FGA 9 at Cal Poly (11/23)	FGA 14 vs. Clemson (2/21/19)*	Team-High Rebounds.....	1	8/14*
3FGM.....	3FGM	10-Plus Assists.....	0	0/0
3FGA.....	3FGA	Team-High Assists	1	1/1
FT 4 vs. Pittsburgh (1/6)	FT 9 vs. Pittsburgh (2/7/19)*, vs. Miami (1/26/21)	*at Georgia Tech		
FTA 4 vs. Pittsburgh (1/6), vs. FSU (1/27)	FTA..... 12 vs. Miami (1/26/21)			
Minutes..... 25 vs. EKU (12/16)	Minutes..... 43 vs. Wake (2/10/19)*			

2021-22 GAME-BY-GAME												
Opponent	Min	FG-A	3PT-A	FT-A	O-D-T	PF	AST	TO	BLK	STL	PTS	AVG
vs. Arizona	15	1-4	0-0	0-0	0-2-2	3	0	1	0	0	2	2.0
BELLARMINE	15	2-5	0-0	0-0	2-2-4	2	2	1	0	0	4	3.0
UT MARTIN	13	2-5	0-0	2-3	2-2-4	4	0	1	2	0	6	4.0
at Washington	23	6-8	0-0	1-2	1-2-3	0	2	0	0	1	13	6.3
at Cal Poly	13	7-9	0-0	1-1	2-3-5	0	0	0	0	0	15	8.0
at Colorado St	12	1-1	0-0	1-2	1-2-3	3	0	2	1	0	3	7.2
MICHIGAN	16	0-6	0-0	0-0	5-0-5	0	1	2	0	0	0	6.1
BELMONT	13	4-5	0-0	0-0	3-2-5	0	1	1	0	1	8	6.4
KENTUCKY	7	1-4	0-0	0-0	2-1-3	0	0	0	1	0	2	5.9
EKU*	25	2-4	0-0	0-0	2-0-2	1	2	1	0	1	4	5.7
vs. UConn*	19	1-2	0-0	2-2	1-1-2	3	0	0	0	0	4	5.5
BC	18	4-5	0-0	2-3	3-4-7	2	2	0	0	1	10	5.9
at Georgia Tech	11	0-0	0-0	0-0	0-2-2	1	0	1	0	1	0	5.5
PITT	18	2-8	0-0	4-4	3-2-5	0	0	1	1	0	8	5.6
SYRACUSE	15	4-6	0-0	0-0	2-1-3	0	2	2	1	0	8	5.8
at BC	5	0-1	0-0	0-0	1-1-2	0	1	0	1	0	0	5.4
at NC ST	11	0-1	0-0	0-0	2-0-2	1	2	0	0	2	0	5.1
WAKE FOREST	16	5-5	0-0	2-2	1-4-5	3	0	0	1	0	12	5.5
FSU	14	3-6	0-0	1-1	2-3-5	2	1	0	4	0	7	5.6
DUKE	20	1-1	0-0	2-2	0-0-0	2	3	1	0	0	4	5.5
at Miami	15	1-2	0-0	0-0	2-1-2	0	0	1	2	1	2	5.3
at Clemson	21	6-6	0-0	0-0	2-1-3	0	1	1	1	0	12	5.6
at Syracuse	17	8-8	0-0	2-2	3-4-7	2	0	2	1	1	18	6.2
NOTRE DAME	13	0-1	0-0	0-0	1-1-2	1	0	0	0	0	0	5.9
at UNC	11	1-1	0-0	0-0	0-1-1	1	0	0	0	0	2	5.8
VIRGINIA TECH	15	2-6	0-0	3-4	3-2-5	4	0	2	0	0	7	5.8
at Pitt	12	3-6	0-0	1-2	1-0-1	0	0	0	1	0	7	5.9
at Notre Dame												

- Senior Year (2021-2022)
- Led the team with 18 points on a perfect 8-8 from the field and 2-2 from the line, adding seven rebounds, one block and one steal in just 17 minutes in the win at Syracuse on 2/6
 - Tallied 12 points on a perfect 6-6 from the floor, adding three rebounds, one assist and a block in 21 minutes in the win at Clemson on 2/3
 - Turned in a season high 4 blocks, adding 7 points and 5 rebounds in just 14 minutes in the win over FSU on 1/27
 - Scored 12 points on a perfect 5-5 from the floor and 2-2 from the free throw line, adding five rebounds in 16 minutes in the win over Wake Forest on 1/23/2
 - Ten points on 4-5 shooting, while adding seven rebounds, in just 10 minutes vs. BC on 12/30
 - Recorded four points, two rebounds and two assists in her first start of the season vs. EKU on 11/16
 - Recorded eight points and five rebounds in 13 minutes vs. Belmont on 12/5
 - Scored 15 points on 7-9 from the field, while adding 5 rebounds at Cal Poly on 11/23
 - Notched a team-high 13 points on 6-8 from the field at Washington on 11/20
- Junior Year (2020-2021)
- Played in all 30 games with seven starts and ranked second on the team with 5.4 rebounds and 1.1 blocks per game. Also averaged 18.6 minutes and 7.6 points, while shooting 56.4 percent from the floor and 35-47 (.745) from the free throw line
 - Named to All-ACC Academic Team
 - Shot 97-172 (.565) from the floor after shooting just 56-113 (.496) last season. Scoring increased from 4.4 to 7.6 points per game, her rebounds increased from 3.6 to 5.4 rebounds per game and her blocks increased from 0.6 to 1.1 blocks per game
 - In ACC games, ranked seventh in league with 1.5 blocks per game, 10th with 2.5 offensive rebounds per game and 18th with 6.1 rebounds per game
 - Recorded at least one block in 21 of 30 games, including seven multi-block games
 - Provided valuable minutes off the bench, recording six points and seven rebounds in the ACC Quarterfinals vs. Wake Forest on 3/5
 - Posted 12 points on 6-7 from the field to close out the regular season at Notre Dame on 2/28
 - Recorded eight points, and five rebounds and a team-high four blocks at Florida State on 2/21
 - Recorded 12 points, five rebounds and a season-high two assists in only 20 minutes at Pittsburgh on 2/18
 - Scored 13 points on 4-9 from the field, 5-5 from the line, in addition to nine rebounds and three blocks against Georgia Tech on 2/11
 - 11 points on 5-6 from the field, in addition to six rebounds and a block, in her third of six straight starts at Boston College on 2/4
 - Posted seven rebounds and career-high four blocks vs. NC State on 2/1
 - 13 points and four rebounds in a season-high 28 minutes and her second start of the season vs. North Carolina on 1/28
 - Set Louisville-high in points and posted a near double-double with 21 points and nine rebounds vs. Miami
 - Recorded a double-double with 10 points and 10 rebounds in 17 minutes in a win vs. Florida State on 1/17
 - Led the team with seven rebounds, in addition to six points vs. Boston College on 1/14
 - Recorded 10 points and eight rebounds in her first start of the season vs. Clemson on 1/10
 - Posted 14 points on 5-6 from the field in a home win vs. Bellarmine on 1/2
 - Scored 12 points on 6-8 shooting in a home win vs. NKU on 1/1
 - Recorded three blocked shots in 17 minutes at Duke on 12/9
 - Scored seven points and grabbed seven rebounds in 15 minutes vs. UTM on 12/6
 - Scored 12 points on 6-6 shooting while adding four rebounds in just nine minutes vs. DePaul on 12/4
 - Recorded six points and eight rebounds in 22 minutes vs. EKU on 11/29
- Sophomore Year (2019-2020)
- Played in all 32 games with four starts, averaging 4.4 points, 3.6 rebounds, while shooting 49.6 percent from the floor
 - Six points and nine rebounds in 25 minutes vs. Syracuse
 - Had a team-high seven rebounds, while adding six points against Notre Dame on 2/16
 - Seven points on 3-4 shooting and recorded a season-high three blocks at Notre Dame
 - Eight points on 4-4 shooting and two blocks at North Carolina
 - Nine points on 4-5 shooting, while adding five rebounds at Miami
 - 15 points on 6-7 shooting against Boise State
 - In her debut as a Cardinal vs. WKU, had her fifth career double-double with team-high 13 rebounds, while adding 10 points
- Georgia Tech - Freshman Year (2018-19)
- Named to the All-ACC Freshman team and three times was named ACC Freshman of the Week
 - Started all 30 games for the Yellow Jackets and was second on the team and first among ACC freshmen in rebounding with 6.4 per game
 - She ranked third on the team in scoring with 11.0 points per game
 - Seven times she led the team in scoring and six times led the team in rebounds
 - She scored in double figures 19 times and had three 20-plus point scoring games
 - She finished the year with 192 rebounds, which ranks fourth all-time among freshmen in Georgia Tech history
 - Recorded her first career double-double in just her third game with 13 points and 10 rebounds vs. Western Carolina
 - She finished with four double-doubles on the season and against Duke on Jan. 10, she recorded her fourth double-double of the year with a career-high 22 points to go with a personal-best 17 rebounds

LIZ DIXON CAREER STATISTICS																				
			Total		3-Point		F-Throws		Rebounds										Scoring	
Season	gp-gs	min/avg	fg-fga	pct	fg-fga	pct	ft-fa	pct	off	def	tot	avg	pf	fo	ast	to	blk	stl	pts	avg
2018-19*	30-30	768/25.6	130-254	.512	0-0	.000	70-98	.714	103	89	192	6.4	78	4	25	77	33	18	330	11.0
2019-20	32-4	461/14.4	56-113	.496	0-1	.000	29-45	.644	61	54	115	3.6	53	0	9	32	21	8	141	4.4
2020-21	30-7	558/18.6	97-172	.564	0-0	.000	35-47	.745	68	94	162	5.4	61	0	13	29	34	12	229	7.6
2021-22	27-2	399/14.8	67-116	.578	0-0	.000	24-30	.800	47	44	91	3.4	35	0	20	19	18	8	158	5.9
TOTAL	89-13	1418/15.9	220-401	.549	0-1	.000	88-122	.721	176	192	368	4.1	149	0	42	80	73	28	528	5.9
All*	119-43	2186/18.4	350-655	.534	0-1	.000	158-220	.718	279	281	560	4.7	227	4	67	157	106	46	858	7.2
* at Georgia Tech																				

* at Georgia Tech



23 CHELSIE HALL

Guard | 5-7 | Graduate

Boca Raton, Fla. | Vanderbilt / Seffner Christian

SEASON HIGHS		CAREER HIGHS		MISC STATS		Season	Career
Points.....	15 vs. Kentucky (12/12)	Points	26 vs. Belmont (12/21/17)*	Double-Doubles.....	0		1*
Reb.....	6 vs. UT Martin (11/17)	Reb.....	8 (3x), latest at Washington (12/21/19)*	10-Plus Points	7	7/62*	
Asst.....	5 vs. Pittsburgh (1/6)	Asst.....	10 vs. Tennessee State (11/21/18)*	20-Plus Points	0		9*
Blocks.....		Blocks	2 at Georgia (1/9/20)*	30-Plus Points	0		0
Steals	5 vs. Pittsburgh (1/6), vs. Syracuse (1/13)	Steals	5 (4x), latest vs. Syracuse (1/13/22)	Team-High Points.....	0	1/17*	
FGM.....	5 at Syracuse (2/6), vs. ND (2/13)	FGM.....	10 vs. Ball State (11/20/17)*	10-Plus Rebounds.....	0		0
FGA.....	10 at Syracuse (2/6)	FGA.....	20 vs. Tennessee State (11/21/18)*	Team-High Rebounds	0		5*
3FGM.....	2 at Miami (2/1), at North Carolina (2/17)	3FGM.....	2 (12x), latest at North Carolina (2/17/22)	10-Plus Assists.....	0		1*
3FGA.....	5 at Miami (2/1)	3FGA.....	6 vs. Eastern Kentucky (12/15/19)*	Team-High Assists	8	8/48*	
FT.....	7 vs. Arizona (11/12)	FT	12 at Middle Tennessee (11/9/18)*	*At Vanderbilt			
FTA.....	7 vs. Arizona (11/12)	FTA.....	14 at MTSU (11/9/18)*, at Tennessee (1/7/18)*				
Minutes.....	35 vs. Arizona (11/12)	Minutes.....	42 vs. Washington (12/21/19)*				

2021-22 GAME-BY-GAME														
Opponent	Min	FG-A	3PT-A	FTA	O-D-T	PF	AST	TO	BLK	STL	PTS	AVG		
vs. Arizona*	35	2-9	1-3	7-7	1-3-4	2	3	3	0	2	12	12.0		
BELLARMINE*	19	2-7	0-1	0-0	2-0-2	0	3	0	0	3	4	8.0		
UT MARTIN*	19	0-4	0-1	0-0	0-6-6	3	3	1	0	2	0	5.3		
at Washington*	22	1-2	0-0	0-0	0-4-4	2	4	1	0	0	2	4.5		
at Cal Poly*	18	3-5	1-2	0-0	2-3-5	0	1	1	0	1	7	5.0		
at Colorado St*	17	4-9	1-3	0-0	1-2-3	4	1	0	0	0	9	5.7		
MICHIGAN*	13	1-3	0-0	0-0	0-2-2	3	1	1	0	1	2	5.1		
BELMONT*	29	3-5	1-1	4-4	1-3-4	2	1	0	0	2	11	5.9		
KENTUCKY*	33	5-10	1-2	4-6	1-1-2	1	3	0	1	15	6.9			
EKU*	24	2-4	0-2	2-2	0-4-4	1	4	1	0	1	6	6.8		
vs. UConn*	18	0-2	0-1	2-2	0-3-3	0	3	1	0	0	2	6.4		
BC*	21	1-4	0-1	2-2	1-1-1	1	1	1	0	2	4	6.2		
at Georgia Tech*	33	3-6	0-2	1-2	1-3-4	1	1	1	0	2	7	6.2		
PITT*	26	4-9	0-2	2-2	0-3-3	1	5	2	0	5	10	6.5		
SYRACUSE*	32	1-6	0-2	0-0	3-2-5	2	2	3	0	5	2	6.2		
at BC*	24	2-6	0-1	0-2	2-1-3	3	2	1	0	2	4	6.1		
at NC ST*	18	0-4	0-0	0-0	1-2-3	3	0	1	0	0	0	5.7		
WAKE FOREST*	16	3-4	0-0	0-0	0-0-0	1	1	1	0	1	6	5.7		
FSU*	16	0-3	0-1	0-0	1-1-2	0	2	0	0	1	0	5.4		
DUKE*	24	4-8	1-3	0-0	1-3-4	2	3	2	0	2	9	5.6		
at Miami*	20	4-8	2-5	0-0	1-2-3	3	4	2	0	0	10	5.8		
at Clemson*	24	2-6	1-2	0-0	0-3-3	4	3	1	0	1	5	5.8		
at Syracuse*	29	5-10	1-2	0-0	1-2-3	1	2	2	0	0	11	6.0		
NOTRE DAME*	23	5-7	1-1	2-2	1-4-5	2	3	0	0	0	13	6.2		
at UNC*	24	2-4	2-2	0-0	2-1-3	1	1	4	0	2	6	6.2		
VIRGINIA TECH*	29	2-7	0-0	0-0	0-3-3	4	2	0	0	2	4	6.2		
at Pitt*	24	2-6	0-3	1-2	2-1-3	1	2	2	0	2	5	6.1		
at Notre Dame														

- Graduate Year (2021-2022)
- Tied a career-high two threes for six points, in addition to three rebounds and two steals at North Carolina on 2/17
 - Tied a season-high five made jumpshots, scoring 13 points, contributing five rebounds and two assists in the win over Notre Dame on 2/13
 - Made a season-high five jumpshots on 10 attempts for 11 points, adding three rebounds and two assists in the win at Syracuse on 2/6
 - Hit a season-high two threes, contributing 10 points, four assists and three rebounds in the win at Miami on 2/1
 - Tallied 9 points, four rebounds, and a team-high three assists, while adding in two steals vs. Duke on 1/30
 - Played 32 minutes and recorded five steals for second straight game against Syracuse on 1/13
 - Scored 10 points, adding a team-high five assists, three rebounds and five steals in the win over Pittsburgh on 1/6.
 - Filled the stat sheet with seven points, four rebounds, one assist and two steals in 33 min in the win over Georgia Tech on 1/2
 - Recorded a team-high 15 points on 5-10 from the field, including three free throws in closing minutes, in win vs. Kentucky on 12/12
 - Recorded 11 points and four rebounds vs. Belmont on 12/5
 - Scored 10 of her 12 points in the third quarter, adding four rebounds and three assists in Louisville debut vs. Arizona on 11/12
- Vanderbilt - Senior Year (2020-2021)
- Started all eight games of the shortened season
 - Reached 1,000 career points against Alabama on 1/10
 - Led the team in free throw percentage (.824), three-point field goal percentage (83.3), assists (30) and total minutes played (267)
 - Shot 45-of-91 (49.5) from the field, which put her second on the team in field goal percentage
 - Her 49.5 field goal percentage also ranked 11th in the conference at the time Vanderbilt discontinued its season
 - Shot 82.4 percent from the free throw line, which was tops in the SEC when Vanderbilt's season ended
 - Recorded three or more assists in five of eight games
 - Second in team scoring with 15.4 points per game and averaged 4.8 rebounds per game
 - Had a season-high 24 points in the finale at No. 12 Kentucky on 1/17
 - Flirted with a triple-double against VCU with 11 points, nine assists and seven rebounds
- Vanderbilt - Junior Year (2019-2020)
- SEC Community Service team
 - SEC Academic honor roll
 - Started all 30 games
 - Led the team in free throw percentage (.813), assists (117) and minutes (972)
 - Ranked eighth in SEC in assists and assists per game (3.9)
 - Recorded five or more assists in nine games
 - Finished with 319 points (10.6/game), 124 rebounds and 49 steals
 - Reached double-figures in 18 games, including two 20-point games
 - Season-high eight rebounds, nine assists and 42 minutes in overtime win at Washington on 12/21
 - Season-high 21 points in a win over Ole Miss on 2/9
- Vanderbilt - Sophomore Year (2018-2019)
- Saw action in 23 games with 15 starts
 - Missed six games due to injury
 - Collected a team second-best 75 assists on the season
 - Netted double-figures 11 times
 - Season-best 23 points at Middle Tennessee on 11/9
 - Season-high 10 assists against Tennessee State on 11/21
- Vanderbilt - Freshman Year (2017-2018)
- SEC All-Freshman team
 - 31 starts, averaging 11.9 points per game and 3.5 rebounds per game
 - Averaged 11.1 points per game in SEC play
 - Ranked third among SEC freshmen in scoring
 - 19 games in double figures, including three games with 20+ points
 - Season-best five steals against Kentucky on 1/15
 - Season-best eight rebounds against Tennessee
- High School
- Three-year starter for Seffner Christian in Tampa, Fla.
 - First team All-State selection as junior and senior
 - Averaged 18.6 points per game and 5.8 rebounds per game as a senior
 - Helped Seffner Christian to 29-2 overall record and an appearance in Florida 3A state championship
 - Averaged 15.0 points/game, 4.4 assists/game and 4.0 rebounds/game, contributed to squad that made state 3A Final Four...
 - Three-year starter on high school varsity squads beginning in seventh grade prior to moving to Tampa
 - President's Honor Roll recipient

CHELSIE HALL CAREER STATISTICS																					
			Total		3-Point		F-Throws		Rebounds											Scoring	
Season	gp-gs	min/avg	fg-fga	pct	fg-fga	pct	ft-fta	pct	off	def	tot	avg	pf	fo	ast	to	blk	stl	pts	avg	
2017-18*	31-31	917/29.6	143-310	.461	14-43	.326	70-100	.700	21	86	107	3.5	69	1	95	106	0	33	370	11.9	
2018-19*	23-15	577/25.1	82-212	.387	12-38	.316	51-73	.699	16	38	54	2.3	43	1	75	62	2	19	227	9.9	
2019-20*	30-30	972/32.4	122-320	.381	23-76	.303	52-64	.813	21	103	124	4.1	68	0	117	80	5	49	319	10.6	
2020-21*	8-8	267/33.4	45-91	.495	5-6	.833	28-34	.824	6	32	38	4.8	22	0	30	25	0	12	123	15.4	
2021-22	27-27	630/23.3	63-158	.399	13-43	.302	27-33	.818	25	63	88	3.3	50	0	59	35	0	40	166	6.1	
TOTAL	27-27	630/23.3	63-158	.399	13-43	.302	27-33	.818	25	63	88	3.3	50	0	59	35	0	40	166	6.1	
All*	119-111	3363/28.3	455-1091	.417	67-206	.325	228-304	.750	89	322	411	3.5	252	2	376	308	7	153	1205	10.1	



44 OLIVIA COCHRAN

Forward | 6-3 | Sophomore
Columbus, Ga. | Carver

SEASON HIGHS		CAREER HIGHS		MISC STATS		Season	Career
Points.....	19 at NC State (1/20)	Points.....	19 vs. DePaul (12/4/20), at NC State (1/20/22)	Double-Doubles.....	0	4	
Reb.....	13 vs. Georgia Tech (1/2)	Reb.....	15 vs. Northwestern (3/24/21)	10-Plus Points	7	22	
Asst.....	6 at Colorado State (11/28)	Asst.....	6 at Colorado State (11/28/21)	20-Plus Points	0	0	
Blocks.....	3 vs. Georgia Tech (1/2)	Blocks.....	3 vs. Clem (1/10/21), vs. Ga Tech (1/2/22)	30-Plus Points	0	0	
Steals.....	2 (5x), latest at North Carolina (2/17)	Steals.....	2 (5x), latest at North Carolina (2/17/22)	Team-High Points.....	1	4	
FGM.....	8 at NC State (1/20), at Miami (2/1)	FGM.....	8 (3x), latest at Miami (2/1/22)	10-Plus Rebounds.....	2	9	
FGA.....	15 at Miami (2/1)	FGA.....	15 at Miami (2/1/22)	Team-High Rebounds.....	3	18	
3FGM.....	1 vs. FSU (1/27)	3FGM.....	1 vs. UNC (1/28/21), vs. FSU (1/27/22)	10-Plus Assists.....	0	0	
3FGA.....	1 (4x), latest vs. Notre Dame (2/13)	3FGA.....	2 vs. UNC (1/28/21), at FSU (2/21/21)	Team-High Assists	1	1	
FT.....	5 at CSU (11/28), vs. Pitt (1/6)	FT.....	9 at SEMO (11/25/20)				
FTA.....	8 at Georgia Tech (1/2)	FTA.....	10 at SEMO (11/25/20)				
Minutes.....	34 vs. Georgia Tech (1/2)	Minutes.....	34 vs. Georgia Tech (1/2/22)				

2021-22 GAME-BY-GAME																			
Opponent	Min	FG-A	3PT-A	FT-A	O-D-T	PF	AST	TO	BLK	STL	PTS	AVG							
vs. Arizona*	27	3-8	0-0	1-3	4-0-4	2	0	6	1	1	7	7.0							
BELLARMINE*	18	2-5	0-0	0-0	4-1-5	1	1	1	1	1	4	5.5							
UT MARTIN*	19	3-7	0-0	0-0	1-6-7	1	1	1	2	1	6	5.7							
at Washington*	17	4-8	0-0	0-0	1-2-3	2	0	3	0	1	8	6.3							
at Cal Poly*	20	2-4	0-0	1-1	2-5-7	0	2	3	1	1	5	6.0							
at Colorado St*	24	0-2	0-0	5-6	0-2-2	1	6	0	0	2	5	5.8							
MICHIGAN*	23	3-6	0-0	1-1	5-0-5	4	1	1	1	0	7	6.0							
BELMONT*	23	4-7	0-0	2-2	5-2-7	3	1	4	0	2	10	6.5							
KENTUCKY*	19	2-6	0-0	1-1	3-2-5	2	2	2	2	2	5	6.3							
EKU													DNP						
vs. UConn	22	3-3	0-0	2-4	2-2-4	4	0	6	0	0	8	6.5							
BC*	18	3-6	0-1	4-4	1-3-4	3	1	0	1	1	10	6.8							
at Georgia Tech*	33	2-8	0-0	3-8	6-7-13	2	1	2	3	1	7	6.8							
PITT*	19	3-3	0-0	5-6	1-3-4	2	0	1	1	1	11	7.2							
SYRACUSE*	23	5-10	0-0	3-4	4-3-7	1	1	2	0	1	13	7.6							
at BC*	21	3-6	0-0	2-2	2-2-4	3	1	3	1	0	8	7.6							
at NC ST*	27	8-12	0-0	4-5	5-2-7	4	1	2	1	0	19	8.3							
WAKE FOREST*	19	1-3	0-0	2-2	1-2-3	2	0	3	0	2	4	8.1							
FSU*	29	6-10	1-1	4-4	1-6-6	2	0	0	0	0	17	8.6							
DUKE*	16	3-3	0-0	1-1	1-2-3	3	1	4	1	0	7	8.5							
at Miami*	30	8-15	0-1	2-3	2-3-5	0	1	0	0	0	18	9.0							
at Clemson*	16	3-7	0-0	0-0	1-1-2	4	1	1	1	0	6	8.8							
at Syracuse*	20	4-6	0-0	1-1	3-8-11	3	1	2	0	0	9	8.8							
NOTRE DAME*	27	1-5	0-1	4-4	4-4-8	2	2	1	0	0	6	8.7							
at UNC*	27	5-6	0-0	4-5	1-4-5	4	0	1	2	2	14	8.9							
VIRGINIA TECH*	21	2-9	0-0	0-0	4-2-6	2	1	2	0	0	6	8.7							
at Pitt*	28	3-7	0-0	3-6	3-2-5	3	2	1	1	1	9	8.7							
at Notre Dame																			

Sophomore Year (2021-22)

- Ranks eighth in the ACC with 2.6 offensive rebounds per game
- In ACC play, Olivia Cochran ranks fourth on the team with 10.2 points per game, while pulling down 5.9 rebounds per game and shooting 52 percent from the floor and 38-48 (.792) from the stripe
- In ACC play, ranks fourth on the team with 10.1 points per game, while pulling down 5.8 rebounds per game and shooting 52 percent from the floor and 76 percent from the stripe
- Recorded 14 points on 5-6 from the field and 4-5 from the line, adding five rebounds, two blocks and two steals at UNC on 2/17
- Led the team 11 rebounds while adding nine points off 4-6 from the floor and one assist in the win at Syracuse on 2/6
- Recorded 18 points on 8-15 from the field, including game-winner, while adding five rebounds and one assist in the win at Miami on 2/1
- Scored 17 points on 6-10 shooting, including her first 3 of the season, with 6 rebounds in the win over FSU on 1/27
- Led the team with a career-high tying 19 points on 8-12 from the field, adding seven rebounds, one assist and one block in the loss at NC State on 1/20/22
- Put up a season-high 13 points, shooting 5-10 and adding 7 rebounds, 1 assist, and 1 steal, in the win over Syracuse on 1/13/22
- Tallied a new season-high 11 points, shooting a perfect 3-3 from the field and 5-6 from the charity stripe, adding four rebounds, one block and one steal in the win over Pitt on 1/6
- Recorded a season high 13 rebounds while tying a career high three blocks, adding seven points, one assist and one steal in 33 minutes (ties career high) in the win over Georgia Tech on 1/2
- Tied a season high 10 points, adding four rebounds, one assist, one steal and one block while hitting 3-6 shots from the field and going a perfect 4-4 from the charity stripe vs. BC on 12/30
- Added eight points and four rebounds vs. UConn on 12/19
- Recorded 10 points and seven rebounds in 22 minutes vs. Belmont on 12/5
- Filled the stat sheet with seven points, five rebounds, an assist, block and steal in the win over Michigan on 12/2
- Recorded a career-high six assists while committing zero turnovers in win at Colorado State
- Named to Katrina McClain Award Watch List

Freshman Year (2020-21)

- Played in 29 games with 25 starts, leading the team with 6.9 rebounds per game. Averaged 20.9 minutes, 9.9 points and 0.8 blocks. Shot 54.4 percent from the floor and 63-81 (.778) from the free throw line
- Named to the 2020-21 ACC All-Freshman Team
- Ranked in top five among ACC freshmen in points per game, blocks, rebounds and free throws made/attempted
- In ACC games, ranked 12th in league with 5.0 defensive rebounds per game and 6.7 total rebounds per game, while ranking 14th with 1.1 blocks per game
- Five double-doubles on the season with 13 points and 15 rebounds vs. Northwestern, 10 points and 10 rebounds vs. Syracuse, 19 points and 10 rebounds vs. DePaul, 11 points and 12 rebounds at Duke and 10 points and 11 rebounds at WF. She is the first UoFL freshman with five double-doubles in a season since Angel McCoughtry in 2005-06
- Scored in double figures in 15 of 29 games and recorded double figure rebounds seven times
- Recorded at least one block in 18 of 29 games
- Recorded her fifth double-double of the season with 13 points and a season-high 15 rebounds in the second round of the NCAA Tourney vs. Northwestern. Her 15 rebounds are tied for second most ever by a UoFL player in NCAA Tournament game
- Posted her fourth double-double of the season with 10 points and 10 rebounds vs. Syracuse in the ACC Semifinals on 3/6
- Recorded eight points, five rebounds and two blocks at Notre Dame on 2/28
- Returned to the starting lineup, contributing 12 points and a team-high nine rebounds at Florida State on 2/21
- One of four players in double-figures, recording 13 points, six rebounds and one block vs. Georgia Tech on 2/11
- Recorded a team-high 11 rebounds in a win vs. Notre Dame on 2/7
- Posted eight points and nine rebounds in a career-high 33 minutes vs. NC State on 2/1
- Converted on her first seven shots from the field, recording a team-high 17 points and seven rebounds in 30 minutes vs. North Carolina on 1/28
- Posted her third career double-double with 10 points and 11 rebounds in 28 minutes at Wake Forest on 1/24
- Recorded 18 points and a team-high seven rebounds vs. Boston College on 1/14
- Recorded a season-high three blocks and a team-high nine rebounds vs. Clemson on 1/10
- Scored a team-high 15 points on a perfect 7-7 shooting vs. Bellarmine on 1/2
- Recorded a double-double with 11 points and a team-high 12 rebounds in a win over Duke on 12/9
- Scored seven points and grabbed a team-high 10 rebounds in 19 minutes vs. UTM on 12/6
- Recorded her first career double-double with 19 points and 10 rebounds, while shooting 8-9 from floor, vs. DePaul on 12/4
- Recorded a team-high 17 points and eight rebounds, while shooting 9-10 from the free throw line, in only 18 minutes in collegiate debut at SEMO on 11/25

Personal

- Born on November 13, 2001
- Her mother, Tara Williams, was a second-team All-SEC guard as a senior at Auburn in 1997 and played two seasons in the WNBA. Her father, Antonio Cochran, was a defensive lineman at Georgia and was a fourth round pick in the 1999 NFL Draft by the Seattle Seahawks. He played five seasons for Seattle and one season for the Arizona Cardinals
- Majoring in sports administration, minoring in communications
- Her mother, Tara Williams, was a second-team All-SEC guard as a senior at Auburn in 1997 and played two seasons in the WNBA. Her father, Antonio Cochran, was a defensive lineman at Georgia and was a fourth round pick in the 1999 NFL Draft by the Seattle Seahawks. He played five seasons for Seattle and one season for the Arizona Cardinals
- Majoring in sports administration, minoring in communications

OLIVIA COCHRAN CAREER STATISTICS																			
Season	gp-gs	min/avg	Total		3-Point		F-Throws		Rebounds										
			fq-fga	pct	fq-fga	pct	ft-fta	pct	off	def	tot	avg	pf	fo	ast	to	blk	stl	pts
2020-21	29-25	607/20.9	111-204	.544	1-7	.143	63-81	.778	60	140	200	6.9	64	0	20	48	24	12	286
2021-22	26-25	590/22.7	86-172	.500	1-4	.250	54-72	.750	67	75	142	5.5	60	0	28	52	20	20	227
TOTAL	55-50	1197/21.8	197-376	.524	2-11	.182	117-153	.765	127	215	342	6.2	124	0	48	100	44	32	513



45 SYDNI SCHETNAN

Forward | 6-5 | Freshman
Sioux Falls, S.D. | Washington HS

SEASON HIGHS	MISC STATS	Season	Career
Points..... 2 at Clemson (2/3)	Double-Doubles.....		
Reb 2 vs. UT Martin (11/17)	10-Plus Points		
Asst.....	20-Plus Points		
Blocks..... 1 at Clemson (2/3)	30-Plus Points		
Steals 1 vs. Bellarmine (11/16)	Team-High Points.....		
FGM 1 at Clemson (2/3)	10-Plus Rebounds		
FGA 1 at Colorado State (11/28), at Clemson (2/3)	Team-High Rebounds		
3FGM.....	10-Plus Assists.....		
3FGA.....	Team-High Assists		
FT			
FTA.....			
Minutes..... 8 vs. Bellarmine (11/16)			

2021-22 GAME-BY-GAME														
Opponent	Min	FG-A	3PT-A	FTA	O-D-T	PF	AST	TO	BLK	STL	PTS	AVG		
vs. Arizona														
BELLARMINE	8	0-0	0-0	0-0	0-1-1	0	0	0	0	1	0	0.0		
UT MARTIN	3	0-0	0-0	0-0	0-2-2	0	0	0	0	0	0	0.0		
at Washington														
at Cal Poly	6	0-0	0-0	0-0	0-1-1	2	0	0	0	0	0	0-0		
at Colorado St	4	0-1	0-0	0-0	0-0-0	0	0	0	0	0	0	0.0		
MICHIGAN	1	0-0	0-0	0-0	0-0-0	0	0	0	0	0	0	0.0		
BELMONT														
KENTUCKY														
EKU														
vs. UConn														
BC														
at Georgia Tech														
PITT														
SYRACUSE														
at BC														
at NC ST														
WAKE FOREST	3	0-0	0-0	0-0	0-0-0	0	0	0	0	0	0	0.0		
FSU														
DUKE														
at Miami														
at Clemson	3	1-1	0-0	0-0	0-0-0	0	0	0	1	0	2	0.3		
at Syracuse														
NOTRE DAME	2	0-0	0-0	0-0	0-0-0	0	0	0	0	0	0	0.3		
at UNC														
VIRGINIA TECH														
at Pitt														
at Notre Dame														

Freshman Year (2021-2022)

- Tallied her first career points and block in the win at Clemson on 2/3
- Recorded a rebound and steal in her collegiate debut vs. Bellarmine on 11/16

High School

- Ranked as No. 69 prospect by Collegiate Girls Basketball Report and No. 101 by PASS. Ranked as a three-star prospect and the 10th best post player by espnW Hoop Gurlz. Listed as a four-star prospect by Prospects Nation and the 11th best post player
- Averaged 16.1 points, 9.2 rebounds, 4.5 blocks per game while shooting 57.6% from floor as a senior
- Helped lead Washington to 20-2 record in 2020-21, Class AA State Champions and Metro-Conference Champions
- Set a school record for blocks in a season with 81 as a senior and set career record with 186
- Named 2021 Class AA All-State First Team, 2021 USA South Dakota Female Basketball Player of the Year, 2021 Class AA Player of the Year, 2021 Argus Leader First-Five Team Member, 2021 Midco Sports Class AA Player of the Year, 2021 Metro All-Conference First Team
- Earned First Team Class AA All-State honors in 2020 after averaging 12.8 points and 8.3 rebounds, while shooting 48 percent from the floor. She blocked an impressive 75 shots in just 20 games, good for 3.8 blocks per game
- In 2020, helped lead Washington to a 12-8 record and a spot in the Class AA state basketball tournament. She had 24 points, eight rebounds, three steals, two blocks, and an assist in a 65-48 win over No. 11 Mitchell in the state playoffs before the cancellation of tournament
- Named 2020 Class AA All-State First Team Volleyball
- Plans to play both basketball and volleyball at the University of Louisville

Personal

- Born on December 12, 2002
- Daughter of Thad and Kim, has one sister Jady
- Major is undecided
- Comes from a super-athletic family as her father ran cross country at North Dakota and her mother played basketball at South Dakota State and then ended her career at the University of South Dakota-Sioux Falls
- Her Aunt JoEllie (Byre) Benson played at South Dakota State University and is in the SD High School Hall of Fame and Washington High School Hall of Fame along with her 1980 Basketball Team. She was also Miss Basketball
- Grandpa Elton Byre played at Dakota Wesleyan University where we ended with numerous records and is the Dakota Wesleyan Hall of Fame and South Dakota BB Hall of Fame.
- She has a cousin that plays football at Iowa, two cousins that played volleyball at SDSU

SYDNI SCHETNAN CAREER STATISTICS																				
			Total		3-Point		F-Throws		Rebounds										Scoring	
Season	gp-gs	min/avg	fg-fga	pct	fg-fga	pct	ft-fa	pct	off	def	tot	avg	pf	fo	ast	to	blk	stl	pts	avg
2021-22	8-0	30/3.8	1-2	.500	0-0	.000	0-0	.000	0	4	4	0.5	5	0	0	0	1	1	2	0.3
TOTAL	8-0	30/3.8	1-2	.500	0-0	.000	0-0	.000	0	4	4	0.5	5	0	0	0	1	1	2	0.3

2021-22 LOUISVILLE CARDINALS BASKETBALL

GAME 28: LOUISVILLE at NOTRE DAME | FEB 27, 2022



Official Basketball Box Score - Final
Louisville at Arizona
11/16/21 Sanford Pentagon, Sioux Falls, SD
2021-22 Women's Basketball

Game Time: 3:30 PM
Game Duration: 2:15
Attendance: 2,345

Officials: Maj Forsberg, Katie Lukanich, Roy Gubeyan

Louisville - 59

Record: 0-1

NO. Name	Min	FG M-A	3P M-A	FT M-A	Rebounds OR DR TOT	Fouls PF FD	TP	AS	TO	ST	Blocks BS BA	+/-
44 Olivia Cochran	F 27:23	3-8	0-0	1-3	4 0 4	2 3	7	0	6	1	1 1	-6
10 Hailey Van Lith	G 36:37	4-14	0-4	11-12	2 5 7	3 8	19	0	3	0	0 1	-1
14 Kianna Smith	G 29:30	3-9	1-3	0-0	0 3 3	0 0	7	0	0	0	0 0	3
21 Emily Engstler	G 19:33	1-7	0-1	0-0	1 7 8	3 0	2	0	2	0	0 1	-9
23 Chelsea Hall	G 35:04	2-9	1-3	7-7	1 3 4	2 6	12	3	3	2	0 1	-6
22 Liz Dixon	14:53	1-4	0-0	0-0	0 2 2	3 0	2	0	1	0	0 1	-1
5 Mykasa Robinson	32:33	1-2	0-0	2-4	2 2 4	1 2	4	3	1	1	0 1	3
2 Ahlana Smith	10:21	0-1	0-0	2-2	1 0 1	1 1	2	0	0	0	1 0	5
11 Norika Konno	10:34	0-1	0-0	2-2	1 1 2	0 1	2	0	0	0	0 0	5
12 Payton Verhulst	03:46	1-1	0-0	0-0	0 0 0	0 0	2	0	0	0	0 0	-5
13 Merisiah Russell	04:46	0-0	0-0	0-0	0 1 1	0 0	0	0	0	0	0 0	2
Team					2 2 4			0	1			
Totals		16-56	2-11	25-30	14 26 40	15 21	59	6	17	4	2 6	-2

Technical Fouls: NONE

Shooting By Period
1 st FG% 2-11 18.2%
3PT% 0-1 0.0%
FT% 5-6 83.3%
2 nd FG% 5-12 41.7%
3PT% 1-4 25.0%
FT% 2-2 100%
3 rd FG% 4-14 28.6%
3PT% 1-3 33.3%
FT% 9-11 81.8%
4 th FG% 5-14 35.7%
3PT% 0-2 0.0%
FT% 4-5 80%
OTFG% 0-5 0.0%
3PT% 0-1 0.0%
FT% 5-6 83.3%
GM FG% 16-56 28.6%
3PT% 2-11 18.2%
FT% 25-30 83.3%

Dead Ball Rebounds: 3, 0

Arizona - 61

Record: 2-0

NO. Name	Min	FG M-A	3P M-A	FT M-A	Rebounds OR DR TOT	Fouls PF FD	TP	AS	TO	ST	Blocks BS BA	+/-
14 Sam Thomas	F 23:05	0-3	0-2	0-0	0 3 3	5 0	0	5	1	0	1 1	1
25 Cate Reese	F 33:25	6-12	3-5	6-6	1 4 5	2 6	21	0	3	1	0 0	-2
32 Lauren Ware	F 28:02	4-7	0-1	0-1	3 7 10	3 1	6	0	2	1	3 0	4
1 Shaina Pellington	G 32:32	2-10	0-0	5-6	1 3 4	3 5	9	4	4	2	0 0	-2
23 Bendu Yeanyey	G 31:16	5-17	1-6	1-1	2 2 4	4 1	12	1	2	1	0 1	4
13 Helena Pueyo	20:20	1-2	1-2	0-0	0 2 2	1 0	3	5	1	0	0 0	-1
3 Taylor Chavez	24:22	0-4	0-0	0-0	0 0 0	3 2	0	1	2	0	0 0	8
22 Ariyah Copeland	22:15	4-4	0-0	0-0	4 5 9	0 0	8	0	0	1	2 0	-1
4 Madison Conner	01:27	0-0	0-0	0-0	0 0 0	0 0	0	0	0	0	0 0	1
5 Koi Love	08:16	0-1	0-0	0-0	0 0 0	0 0	0	1	1	0	0 0	-10
Team					2 2 4			0	1			
Totals		22-60	5-19	12-14	13 28 41	21 15	61	16	17	7	6 2	2

Technical Fouls: NONE

Shooting By Period
1 st FG% 3-10 30.0%
3PT% 1-6 16.7%
FT% 1-1 100%
2 nd FG% 6-18 33.3%
3PT% 3-6 50.0%
FT% 2-3 66.7%
3 rd FG% 6-15 40.0%
3PT% 0-3 0.0%
FT% 4-4 100%
4 th FG% 4-11 36.4%
3PT% 0-2 0.0%
FT% 5-6 83.3%
OTFG% 3-6 50.0%
3PT% 1-2 50.0%
FT% 0-0 0%
GM FG% 22-60 36.7%
3PT% 5-19 26.3%
FT% 12-14 85.7%

Dead Ball Rebounds: 1, 0

	UL	UA
Biggest lead	4 (1 st 8:13)	7 (2 nd 3:18)
Best Scoring Run	5 (4 th 9:10)	7 (2 nd 8:18)
Lead Changes	9	
Times Tied	11	
Time with Lead	14:40	25:31

Points from	UL	UA
Turnovers	13	9
Paint	24	24
Second Chance	12	7
Fast Breaks	15	4
Bench	12	11

Period by Period Scoring
1st 2nd 3rd 4th OT1 TOT
UL 9 13 18 14 5 59
UA 8 17 16 13 7 61



Official Basketball Box Score - Final
UT Martin at Louisville
11/17/21 KFC Yum! Center, Louisville
2021-22 Women's Basketball

Game Time: 7:02 PM
Game Duration: 1:40
Attendance: 6,809

Officials: Eric Brevton, Katie Lukanich, Linda Mies

UT Martin - 30

Record: 2-2

NO. Name	Min	FG M-A	3P M-A	FT M-A	Rebounds OR DR TOT	Fouls PF FD	TP	AS	TO	ST	Blocks BS BA	+/-
34 Holly Forbes	F 31:22	2-13	0-3	2-4	2 7 9	4 4	6	2	3	4	0 4	-20
5 Steigan Robins	G 30:01	2-7	0-3	0-0	0 1 0	0 1	4	1	3	0	1 1	-18
23 Hayley Harrison	G 31:34	2-6	1-2	1-1	0 1 1	2 4	6	0	3	1	0 2	-25
31 Kyannah Grant	G 34:05	0-3	0-2	2-2	0 3 3	0 1	2	3	2	0	0 0	-3
35 Paige Pipkin	G 35:09	5-9	1-5	1-1	1 4 5	2 6	12	0	2	1	0 0	-28
25 Shanice Simpson-Whiteley	11:47	0-1	0-0	0-0	3 3 3	0 1	0	0	0	0	0 0	-14
0 Emma Davis	14:12	0-1	0-1	0-0	0 2 2	0 1	0	0	0	0	0 0	-17
10 Raegan Johnson	02:10	0-0	0-0	0-0	0 0 0	0 0	0	0	0	0	0 0	-2
12 Mia Hurst	02:10	0-0	0-0	0-0	0 1 1	0 0	0	0	0	0	0 0	-2
32 Gabi Melby	07:30	0-0	0-0	0-0	0 0 0	1 0	0	0	0	0	0 0	-9
Team					0 0 0			0	5			
Totals		11-40	2-16	6-8	4 20 24	13 16	30	6	18	6	0 7	-32

Technical Fouls: NONE

Shooting By Period
1 st FG% 2-10 20.0%
3PT% 1-5 20.0%
FT% 0-0 0%
2 nd FG% 3-11 27.3%
3PT% 0-3 0.0%
FT% 0-0 0%
3 rd FG% 3-9 33.3%
3PT% 1-5 20.0%
FT% 4-5 80%
4 th FG% 3-10 30.0%
3PT% 0-3 0.0%
FT% 2-3 66.7%
GM FG% 11-40 27.5%
3PT% 2-16 12.5%
FT% 6-8 75.0%

Dead Ball Rebounds: 1, 0

Louisville - 62

Record: 2-1

NO. Name	Min	FG M-A	3P M-A	FT M-A	Rebounds OR DR TOT	Fouls PF FD	TP	AS	TO	ST	Blocks BS BA	+/-
44 Olivia Cochran	F 18:43	3-7	0-0	0-0	1 6 7	1 0	6	1	1	1	2 0	21
10 Hailey Van Lith	G 25:34	1-4	0-1	0-2	1 0 1	0 1	2	3	1	0	1 0	25
14 Kianna Smith	G 20:10	4-7	2-3	0-0	2 2 4	0 0	10	3	1	1	0 0	27
21 Emily Engstler	G 21:08	7-9	4-4	2-2	0 2 2	1 2	20	0	1	2	1 0	25
23 Chelsea Hall	G 18:35	0-4	0-1	0-0	0 6 6	3 1	0	0	3	1	2 0	25
22 Liz Dixon	13:05	2-5	0-0	2-3	2 2 4	4 4	6	0	1	0	2 0	7
5 Mykasa Robinson	16:23	1-2	0-0	2-2	1 2 3	3 1	4	1	1	0	0 0	3
11 Norika Konno	14:26	1-2	0-0	0-0	1 1 2	2 0	2	2	1	0	0 0	3
12 Payton Verhulst	18:52	1-5	0-1	0-0	1 2 3	1 1	2	3	2	1	0 0	7
2 Ahlana Smith	16:01	1-3	0-1	0-0	0 1 1	0 0	2	1	0	0	1 0	9
13 Merisiah Russell	08:12	0-0	0-0	2-2	1 0 1	0 1	2	0	1	0	0 0	4
0 Ramani Parker	05:24	2-4	1-2	1-1	0 0 0	1 1	6	0	0	0	0 0	2
45 Sydri Schetnan	03:27	0-0	0-0	0-0	0 2 2	0 1	0	0	0	0	0 0	2
Team					0 0 0			0	0			
Totals		23-52	7-13	9-12	10 26 36	16 13	62	17	11	8	7 0	32

Technical Fouls: NONE

Shooting By Period
1 st FG% 7-16 43.8%
3PT% 4-5 80.0%
FT% 0-0 0%
2 nd FG% 5-14 35.7%
3PT% 3-3 33.3%
FT% 3-4 75%
3 rd FG% 6-10 60.0%
3PT% 1-2 50.0%
FT% 3-5 60%
4 th FG% 5-12 41.7%
3PT% 1-3 33.3%
FT% 3-3 100%
GM FG% 23-52 44.2%
3PT% 7-13 53.8%
FT% 9-12 75.0%

Dead Ball Rebounds: 2, 0

	UTM	LOU
Biggest lead	0 (1 st 10:00)	33 (4 th 4:24)
Best Scoring Run	5 (1 st 5:54)	10 (1 st 6:48)
Lead Changes	0	
Times Tied	0	
Time with Lead	00:00	39:41

Points from	UTM	LOU
Turnovers	8	23
Paint	18	26
Second Chance	2	8
Fast Breaks	0	6
Bench	0	24

Period by Period Scoring
1st 2nd 3rd 4th TOT
UTM 5 6 11 8 30
LOU 18 14 16 14 62



Official Basketball Box Score - Final
Bellarmine at Louisville
11/16/21 KFC Yum! Center, Louisville, KY
2021-22 Women's Basketball

Game Time: 7:02 PM
Game Duration: 1:42
Attendance: 7,014

Officials: Mark Resch, Erika Herriman, Bobby Ray

Bellarmine - 25

Record: 0-2

NO. Name	Min	FG M-A	3P M-A	FT M-A	Rebounds OR DR TOT	Fouls PF FD	TP	AS	TO	ST	Blocks BS BA	+/-
23 Lauren Deel	F 25:32	1-8	0-1	2-2	1 6 7	0 5	4	0	2	1	0 0	-35
42 Sheniqua Coatsney	F 15:30	0-1	0-0	0-0	0 3 3	3 0	0	0	2	2	0 0	-20
3 Jaela Johnson	G 25:40	1-12	0-3	0-0	1 0 1	1 2	2	1	7	1	0 2	-42
15 Claire Knies	G 21:31	1-11	0-4	0-0	1 1 2	3 0	2	0	2	1	0 2	-26
22 Kathleen Scott	G 16:33	1-2	0-0	4-4	0 0 0	0 3	3	6	0	4	0 0	-21
13 Presley Brown	18:28	1-1	1-1	0-0	0 1 1	0 0	0	3	1	2	0 0	-25
14 Lucy Robertson	14:30	1-1	0-0	0-0	2 1 3	1 0	2	0	3	0	0 0	-26
0 Bailee Harney	07:25	0-1	0-0	0-0	0 0 0	0 0	0	0	1	1	0 0	-11
24 Mackenzie Keelin	20:16	1-3	1-3	1-2	2 1 3	2 2	4	0	5	0	0 0	-33
12 Anzley Adwell	25:16	0-7	0-0	2-4	1 1 2	1 2	2	0	0	0	0 1	-36
10 Haley Stoklosa	09:18	0-0	0-0	0-0	0 0 0	1 1	0	0	0	0	0 0	-10
Team					2 0 2			0	1			
Totals		7-47	2-12	9-12	10 14 24	15 14	25	3	29	5	0 5	-57

Technical Fouls: NONE

Shooting By Period
1 st FG% 3-10 30.0%
3PT% 2-3 66.7%
FT% 2-2 100%
2 nd FG% 2-14 14.3%
3PT% 0-3 0.0%
FT% 0-0 0%
3 rd FG% 1-10 10.0%
3PT% 0-2 0.0%
FT% 2-4 50%
4 th FG% 1-13 7.7%
3PT% 0-4 0.0%
FT% 5-6 83.3%
GM FG% 7-47 14.9%
3PT% 2-12 16.7%
FT% 9-12 75.0%

Dead Ball Rebounds: 1, 0

Louisville - 82

Record: 1-1

NO.	Name		Min	FG M-A	3P M-A	FT M-A	Rebounds OR DR TOT	Fouls PF FD	TP	AS	TO	ST	Blocks BS BA	+/-	
44	Olivia Cochran	F	17:53	2-5	0-0	0-0	4 1 5	1 1 4	1	1	1	1	1 0	22	
10	Hailey Van Lith	G	21:54	5-10	1-6	0-1	1 1 2	0 3 3	11	0	3	1	0 0	32	
14	Kianna Smith	G	16:49	4-10	1-6	0-0	1 2 3	1 1 2	9	2	2	0	1 0	20	
21	Emily Engstler	G	19:09	5-8	2-2	0-0	6 8 14	2 3 5	12	3	4	0	1 0	28	
23	Chelsie Hall	G	19:21	2-7	0-1	0-0	2 0 2	0 0 0	4	3	0	0	0 0	26	
25	Mykasa Robinson	F	16:10	2-3	0-0	0-2	1 5 6	0 2 4	3	3	2	0	0 0	24	
22	Sam Dixon	F	14:34	0-0	0-0	0-0	2 0 2	0 0 0	4	0	0	0	0 0	24	
11	Norika Komno	F	19:27	5-9	1-3	0-0	2 2 2	2 0 11	12	1	2	0	0 0	31	
2	Ahlana Smith	F	16:02	5-9	0-3	0 0 3	3 3 2	2 0 10	1	1	1	0	0 0	23	
12	Payton Verhulst	F	17:31	2-2	0-0	3-4	2 3 5	1 2 7	4	3	0	0	0 0	24	
13	Merrisah Russell	F	08:13	1-1	0-0	0-0	2 2 4	2 0 2	0	3	0	0	0 0	13	
45	Sybil Schetnan	F	07:33	0-0	0-0	0-0	1 1 0	0 0 0	0	0	1	0	0 0	11	
0	Ramani Parker	F	05:24	2-2	0-0	0-0	0 1 1	1 0 0	4	0	0	0	0 0	7	
Team							1 1 2	0	0	0	0				
Totals					37-70	5-21	2-7	32 32 54	14 15	82	21	20	15	5 0	57



Official Basketball Box Score - Final
Louisville at Cal Poly
11/29/21 Mott Athletics Center, San Luis Obispo
2021-22 Women's Basketball

Game Time: 5:00 PM
Game Duration: 1:44
Attendance: 662

Officials: Charles Gonzalez, Kimberly Hobbs, Jen Zylstra

Louisville - 72			Record: 4-1															
NO.	Name	Min	FG	3P	FT	Rebounds	Fouls	TP	AS	TO	ST	Blocks	BS	BA	+			
			M-A	M-A	M-A	OR	DR	TOT	PF	FD								
44	Olivia Cochran	F 20:07	2-4	0-0	1-1	2	5	7	0	2	5	2	3	1	1	0	20	
10	Hailey Van Lith	G 20:11	4-8	0-4	1-1	2	2	4	0	2	9	3	1	1	0	0	18	
14	Kianna Smith	G 24:48	4-12	3-6	0-0	0	0	0	1	0	11	4	2	3	0	0	21	
21	Emily Engstler	G 19:29	3-6	0-3	0-2	0	9	9	3	1	6	1	7	4	3	0	17	
23	Chelsie Hall	G 18:04	3-5	1-2	0-0	2	3	5	0	0	7	1	1	1	0	0	16	
22	Liz Dixon	13:13	7-9	0-0	1-1	2	3	5	0	2	15	0	0	0	0	0	13	
5	Mykasa Robinson	12:18	0-3	0-1	0-0	0	1	1	1	1	0	4	1	2	0	0	17	
11	Norika Konno	18:22	3-6	1-4	0-0	0	2	2	0	2	7	1	0	0	1	0	22	
2	Ahlana Smith	13:09	3-4	1-2	0-0	0	1	1	1	0	7	1	1	0	0	0	16	
12	Payton Verhulst	16:28	0-6	0-3	0-0	1	3	4	0	0	0	2	1	0	1	1	17	
13	Merissah Russell	11:22	1-2	1-1	0-0	0	2	2	0	0	3	0	1	0	0	0	11	
0	Ramani Parker	06:40	1-1	0-0	0-0	1	1	2	0	0	2	0	2	0	1	0	7	
45	Sydni Schetnan	05:49	0-0	0-0	0-0	0	0	1	1	2	1	0	0	0	0	0	5	
Team						2	4	6			0							
Totals				31-66	7-26	3-5	12	37	49	8	11	72	19	20	12	7	1	40

Technical Fouls: NONE

Cal Poly - 32													Record: 0-2																		
NO.	Name	Min	FG	3P	FT	Rebounds	Fouls	TP	AS	TO	ST	Blocks	BS	BA	+/																
			M-A	M-A	M-A	OR	DR	TOT	PF	FD																					
25	Kirsty Brown	F 22:06	2-4	0-0	0-0	0	3	3	2	1	4	1	4	2	1	1	-21														
32	Julia Nielson	F 10:21	1-4	0-1	0-0	1	1	2	1	0	2	0	2	0	0	1	-14														
16	Daniel Vick	G 16:25	2-6	0-1	0-0	1	4	5	0	0	4	1	6	1	0	0	-14														
15	Sydney Bourland	G 22:09	0-6	0-1	0-0	2	2	2	2	1	0	1	3	1	0	0	-14														
33	Madeline Willett	G 20:33	0-6	0-3	0-0	1	1	1	0	0	0	1	1	0	0	0	-25														
2	Annika Shah	21:25	2-5	2-4	0-0	0	1	1	0	0	6	0	3	0	0	0	-24														
24	Zoe Stachowski	09:16	0-3	0-0	0-0	0	1	1	1	0	0	0	0	1	0	0	-13														
14	Hannah Scanlan	19:32	1-4	0-0	2-2	2	2	4	1	1	4	0	0	0	0	0	-19														
1	Sarah Dumitrescu	15:43	4-9	0-0	4-7	2	2	4	1	5	12	1	1	1	1	0	-4														
5	Jazzy Anoushir	13:08	0-2	0-1	0-0	0	1	1	0	0	0	0	0	0	0	0	-16														
11	Julie Dickson	14:15	0-7	0-5	0-0	1	1	2	1	0	0	2	0	1	0	0	-15														
13	Lily Svetlich	10:43	0-2	0-1	0-0	1	1	2	1	0	0	2	0	2	0	0	-10														
22	Faith Bergstrom	04:24	0-1	0-0	0-0	0	0	0	0	0	0	0	0	0	0	0	-2														
Team						3	4	7			0																				
Totals			12-59	2-17	6-9	12	24	36	11	8	32	9	23	8	1	7	-40														

Technical Fouls: NONE

	UL	CP			Points from	UL	CP	Period by Period Scoring						
Biggest lead	40 (4 th 0:17)	4 (1 st 8:23)	Turnovers		27	8			1st	2nd	3rd	4th	TOT	
Best Scoring Run	12 (1 st 4:22)	5 (4 th 3:04)	Paint		30	10			UL	14	20	18	20	72
Lead Changes	1		Second Chance		15	2			CP	9	7	7	9	32
Times Tied	1		Fast Breaks		13	4								
Time with Lead	35:17	02:37	Bench		34	22								



Official Basketball Box Score - Final
Michigan at Louisville
12/02/21 KFC Yum Center, Louisville
2021-22 Women's Basketball

Game Time: 7:02 PM
Game Duration: 1:54
Attendance: 7,309

Officials: Dee Kantner, Joe Viscizy, Puatari Spurlock-Welsh

Michigan - 48			Record: 7-1																
NO.	Name	Min	FG		3P	FT	Rebounds			Fouls		TP	AS	TO	ST	Blocks		+/-	
			M-A	M-A	M-A	OR	DR	TOT	PF	FD	BS					BA			
00	Naz Hillmon	F 35:55	5-9	0-0	2-4	2	6	8	2	3	12	1	5	2	2	1	-23		
33	Emily Kiser	F 31:42	4-10	0-4	2-3	3	1	4	2	4	10	1	1	2	1	2	-13		
3	Maddie Nolan	G 26:20	2-6	1-5	1-2	0	2	2	1	2	6	1	1	2	0	0	-23		
23	Danielle Rauch	G 30:35	1-5	1-4	0-0	0	4	4	2	3	2	5	0	0	0	0	-20		
32	Leigha Brown	G 29:27	2-8	0-2	3-3	0	1	1	4	3	7	1	4	0	0	0	-19		
44	Cameron Williams	07:38	0-0	0-0	0-0	0	2	2	1	0	0	0	3	0	0	0	0		
5	Laila Phelia	20:46	2-6	0-0	4-4	0	3	3	1	2	8	0	1	0	0	0	-10		
24	Michelle Sidor	06:28	1-1	0-0	0-0	0	0	0	0	0	1	2	0	1	0	0	1		
30	Elise Stuck	02:11	0-0	0-0	0-0	0	0	0	0	0	0	0	0	0	0	0	-2		
12	Art Wiggins	08:58	0-1	0-0	0-0	0	0	1	1	1	1	0	1	3	0	0	-1		
Team													0	0					
Totals			17-46		2-15	12-16	6	20	26	15	20	48	7	24	6	3	3	-22	
Technical Fouls:Rauch 3*8,0																			

2021-22 LOUISVILLE CARDINALS BASKETBALL

GAME 28: LOUISVILLE at NOTRE DAME | FEB 27, 2022



Official Basketball Box Score - Final
#14 Kentucky at #7 Louisville
 12/12/21 KFC Yum! Center, Louisville
 2021-22 Women's Basketball

Game Time: 1:05 PM
 Game Duration: 2:00
 Attendance: 12,167

Officials: Eric Brewton, Karen Prevot, Bruce Morris

#14 Kentucky - 58

Record: 6-3

NO. Name	Min	FG		3P	FT	Reb			Fouls		PF	FD	TP	AS	TO	ST	Blocks		+/-
		M-A	M-A	M-A	M-A	OR	DR	TOT	PF	FD							BS	BA	
44 Dre'una Edwards	F 36:19	6-14	0-2	2-3	5	9	14	2	2	14	4	7	0	1	3	-8			
1 Robyn Benton	G 34:47	5-12	1-3	2-2	0	1	1	5	2	13	2	1	0	0	3	-7			
3 Jazmine Massengill	G 35:23	0-4	0-0	0-0	0	1	1	0	1	0	1	2	0	0	0	-7			
10 Rhynae Howard	G 39:30	3-13	1-6	2-4	1	6	7	4	4	9	2	2	0	2	0	-6			
12 Treasure Hunt	G 31:10	5-8	1-1	3-5	2	5	7	1	4	14	1	5	0	0	0	-4			
11 Jada Walker	18:23	2-3	0-1	4-6	0	0	0	2	3	8	1	2	0	0	0	2			
00 Olivia Owens	04:28	0-0	0-0	0-0	0	1	1	3	0	0	0	2	0	0	0	0			
Team					3	6				0	0								
Totals		21-54	3-13	13-20	11	26	37	18	16	58	11	21	0	3	6	-6			

Technical Fouls: Coach 4th 0:06

Shooting By Period
 1st FG% 6-14 42.9%
 3PT% 1-3 33.3%
 FT% 2-2 100%
 2nd FG% 7-13 53.8%
 3PT% 2-3 66.7%
 FT% 4-8 50.0%
 3rd FG% 1-3 33.3%
 3PT% 0-0 0.0%
 FT% 4-4 100%
 4th FG% 7-14 50.0%
 3PT% 0-3 0.0%
 FT% 5-6 83.3%
 GM FG% 21-54 38.9%
 3PT% 3-13 23.1%
 FT% 13-20 65.0%

Dead Ball Rebounds: 5, 1

#7 Louisville - 64

Record: 8-1

NO.	Name		Min	FG M-A	3P M-A	FT M-A	Rebounds OR DR TOT	Fouls PF FD	TP	AS	TO	ST	Blocks BS BA	+/-					
44	Olivia Cochran	F	18:44	2-6	0-0	1-1	3	2	5	2	2	2	2	0	9				
10	Hailey Van Lith	G	32:31	5-11	1-2	2-2	0	4	4	2	3	13	1	6	2	0	0	11	
14	Kianna Smith	G	28:28	4-11	1-4	0-1	2	2	4	5	3	9	0	0	0	0	1	4	
21	Emily Engstler	G	34:49	2-8	0-1	0-0	1	9	10	4	1	4	2	2	0	5	5		
23	Chelsea Hall	G	32:31	5-10	1-2	4-6	1	1	2	3	4	15	1	3	1	0	1	6	
22	Liz Dixon		06:53	1-4	0-0	0-0	2	1	3	0	0	2	0	0	0	1	1	-3	
2	Ahlana Smith		22:24	6-11	1-3	0-0	1	1	2	0	0	13	0	2	1	0	0	-2	
5	Mykasa Robinson		19:34	1-2	0-0	1-2	2	3	5	2	3	3	0	1	0	0	0	1	
11	Norika Konno		04:06	0-2	0-1	0-0	0	0	0	0	1	0	0	0	0	0	0	-1	
Team							1	1	2		6	0							
Totals				26-65	4-13	8-12	13	24	37	18	17	64	9	13	10	6	3	6	

Technical Fouls: Robinson 2nd 6:37 Cochran 2nd 0:27

Shooting By Period
 1st FG% 7-19 36.8%
 3PT% 2-3 66.7%
 FT% 3-4 75%
 2nd FG% 6-17 35.3%
 3PT% 1-5 20.0%
 FT% 0-0 0.0%
 3rd FG% 5-16 31.3%
 3PT% 1-4 25.0%
 FT% 1-2 50%
 4th FG% 8-13 61.5%
 3PT% 0-1 0.0%
 FT% 4-6 66.7%
 GM FG% 26-65 40.0%
 3PT% 4-13 30.8%
 FT% 8-12 66.7%

Dead Ball Rebounds: 3, 0

	KEN	LOU
Biggest lead	2 (1 st 9:05)	10 (2 nd 8:14)
Best Scoring Run	8 (2 nd 1:38)	7 (1 st 3:45)
Lead Changes	5	
Times Tied	4	
Time with Lead	02:39	34:14

Points from Turnovers	KEN	LOU
Paint	28	32
Second Chance	6	8
Fast Breaks	6	8
Bench	8	18

Period by Period Scoring	1st	2nd	3rd	4th	TOT
KEN	13	20	6	19	58
LOU	19	13	12	20	64



Official Basketball Box Score - Final
Eastern Ky. at Louisville
 12/16/21 KFC Yum! Center, Louisville
 2021-22 Women's Basketball

Game Time: 8:02 PM
 Game Duration: 1:43
 Attendance: 6,937

Officials: Jules Gallien, Tiara Cruise, Teresa Buck

Eastern Ky. - 38

Record: 4-6

NO.	Name		Min	FG M-A	3P M-A	FT M-A	Rebounds OR DR TOT	Fouls PF FD	TP	AS	TO	ST	Blocks BS BA	+/-					
35	L'Ylah Green	C	30:30	1-4	0-0	0-0	0	5	5	1	0	2	1	1	1	0	-37		
3	Brie Crittendon	G	20:14	1-1	0-0	0-0	0	2	2	0	0	2	0	4	1	0	-24		
11	Ariel Kirkwood	G	25:28	3-12	1-3	1-2	1	1	2	1	2	8	0	4	1	2	0	-25	
15	Brija Bass	G	28:16	1-7	0-3	0-0	1	5	6	0	2	2	1	1	1	0	0	-28	
30	Alice Recanat	G	31:18	2-5	0-0	2-4	1	0	1	2	4	6	2	8	1	0	0	-34	
20	Emma Hacker		18:01	2-4	2-3	4-5	1	0	1	3	4	10	0	1	2	0	1	-26	
2	Kayra Freeman		19:01	0-1	0-0	2-2	0	2	2	1	2	2	2	3	0	0	1	-27	
5	Ally Collett		10:18	0-4	0-2	0-0	0	2	2	0	0	0	0	1	0	0	2	-6	
22	Kalissa Lacy		08:20	2-7	2-5	0-0	2	2	4	0	0	0	0	1	0	0	1	-4	
1	Arina Khlopikova		05:45	0-1	0-0	0-0	0	0	0	0	0	0	0	0	1	0	0	-4	
10	Georgia Baldwin		02:49	0-1	0-0	0-0	0	0	0	0	0	0	0	1	0	0	0	-5	
Team							1	1	2			0							
					10-47	5-16	9-13	7	20	27	8	14	38	6	25	8	2	5	-44

Technical Fouls: NONE

Shooting By Period
 1st FG% 4-11 36.4%
 3PT% 1-3 33.3%
 FT% 1-2 50%
 2nd FG% 5-17 29.4%
 3PT% 3-8 37.5%
 FT% 5-6 83.3%
 3rd FG% 1-7 14.3%
 3PT% 0-2 0.0%
 FT% 3-5 60%
 4th FG% 2-12 16.7%
 3PT% 1-3 33.3%
 FT% 0-0 0.0%
 GM FG% 12-47 25.5%
 3PT% 5-16 31.3%
 FT% 9-13 69.2%

Dead Ball Rebounds: 2, 0

Louisville - 82

Record: 9-1

NO. Name	Min	FG M-A	3P M-A	FT M-A	Rebounds OR DR TOT	Fouls PF FD	TP	AS	TO	ST	Blocks BS BA	+/-				
22 Liz Dixon	F 25:27	2-4	0-0	0-0	2	0	2	1	0	4	2	1	1	0	0	34
10 Hailey Van Lith	G 23:47	6-12	0-4	1-1	1	2	3	0	1	13	2	3	0	0	0	27
14 Kianna Smith	G 22:47	8-11	5-7	1-1	1	3	4	1	2	22	2	0	1	0	1	28
21 Emily Engstler	G 21:00	5-10	1-3	0-0	1	9	10	1	1	11	2	3	6	0	0	28
23 Chelsea Hall	G 23:47	2-4	0-2	2-2	0	4	4	1	1	6	4	1	1	0	0	27
2 Ahlana Smith	14:37	2-7	1-4	0-0	1	0	1	2	0	5	2	2	2	1	1	15
5 Mykasa Robinson	19:36	1-2	0-0	0-0	1	3	4	2	1	2	4	1	2	0	0	19
11 Norika Konno	20:36	2-7	2-4	0-0	1	3	4	0	1	6	4	0	1	2	0	18
12 Payton Verhulst	17:13	5-7	2-3	0-0	2	5	7	3	0	12	0	2	1	2	0	16
13 Merissah Russell	11:10	0-1	0-0	1-2	0	1	1	2	2	1	0	0	0	0	0	8
Team					2	0	2									
Totals	33:55	11-27	5-6	12-20	42	14	8	0	23	13	15	5	2	4	44	

Technical Fouls: NONE

Shooting By Period
 1st FG% 10-19 52.6%
 3PT% 2-9 22.2%
 FT% 3-3 100%
 2nd FG% 11-16 68.8%
 3PT% 3-5 60.0%
 FT% 1-1 100%
 3rd FG% 7-14 50.0%
 3PT% 5-7 71.4%
 FT% 0-0 0.0%
 4th FG% 5-16 31.3%
 3PT% 1-6 16.7%
 FT% 1-2 50%
 GM FG% 33-65 50.8%
 3PT% 11-27 40.7%
 FT% 5-6 83.3%

Dead Ball Rebounds: 1, 0

	EKU	LOU
Biggest lead	2 (1 st 9:18)	44 (4 th 0:30)
Best Scoring Run	5 (2 nd 5:41)	11 (1 st 4:32)
Lead Changes	1	
Times Tied	1	
Time with Lead	00:47	36:28

Points from Turnovers	EKU	LOU
Paint	8	38
Second Chance	6	8
Fast Breaks	0	9
Bench	18	26

Period by Period Scoring	1st	2nd	3rd	4th	TOT
EKU	10	18	5	5	38
LOU	25	26	19	12	82



Official Basketball Box Score - Final
Louisville at UConn
 12/19/21 Mohegan Sun Arena, Uncasville
 2021-22 Women's Basketball

Game Time: 3:30 PM
 Game Duration: 2:00
 Attendance: 8,204

Officials: Joe Vaszily, Paulani Spurlock, Jeff Smith

Louisville - 69

Record: 10-1

NO. Name	Min	FG		3P		FT		Rebounds		Fouls		TP	AS	TO	ST	Blocks		+/-
		M	A	M	A	M	A	OR	DR	PF	FD					BS	BA	
22 Liz Dixon	F 19:47	1-2	0-0	2-2	1	1	2	3	1	4	0	0	0	0	0	0	3	
10 Hailey Van Lith	G 29:52	5-14	2-2	4-4	2	2	4	1	3	16	3	0	0	1	-4			
14 Kianna Smith	G 36:27	7-14	1-4	1-2	1	3	4	2	2	16	3	1	1	0	0	5		
21 Emily Engstler	G 20:55	2-5	1-1	4-4	2	4	6	3	2	9	2	1	1	1	0	9		
23 Chelsea Hall	G 17:53	0-2	0-1	2-2	0	3	3	0	1	2	3	1	0	0	1	4		
5 Mykasa Robinson	20:49	0-2	0-0	0-0	1	2	3	2	2	0	1	0	1	0	0	3		
44 Olivia Cochran	22:37	3-3	0-0	2-4	2	2	4	4	8	0	6	0	0	0	2	2		
2 Ahlana Smith	18:48	3-5	3-4	2-2	0	0	0	0	1	11	0	2	2	1	0	16		
11 Norika Konno	07:04	1-2	1-2	0-0	0	0	0	0	1	3	0	0	1	0	0	-3		
12 Payton Verhulst	05:48	0-2	0-1	0-0	0	0	0	0	0	0	0	1	0	0	0	-10		
Team					1	5	6				0	1						
Totals		22-51	8-15	17-20	10	22	32	15	17	69	12	13	6	2	2	5		

Technical Fouls: NONE

Shooting By Period
 1st FG% 4-16 25.0%
 3PT% 1-6 16.7%
 FT% 0-0 0.0%
 2nd FG% 5-10 50.0%
 3PT% 4-6 66.7%
 FT% 2-2 100%
 3rd FG% 8-16 50.0%
 3PT% 0-0 0.0%
 FT% 1-2 50%
 4th FG% 5-9 55.6%
 3PT% 3-3 100.0%
 FT% 14-16 87.5%
 GM FG% 22-51 43.1%
 3PT% 8-15 53.3%
 FT% 17-20 85.0%

Dead Ball Rebounds: 2, 0

UConn - 64

Record: 6-3

NO. Name		Min	FG M-A	3P M-A	FT M-A	Rebounds OR DR TOT	Fouls PF FD	TP	AS	TO	ST	Blocks BS BA	+/-				
14 Dorika Juhasz	F 35:49	6-13	0-1	3-5	3	5	8	4	5	15	3	1	0	0	1	-6	
20 Olivia Nelson-Osada	F 27:26	2-5	0-0	1-1	2	3	5	3	4	5	4	3	0	0	0	5	
13 Christyn Williams	G 39:32	4-10	0-0	2-2	2	1	3	3	1	10	1	2	2	0	0	1	
22 Evina Westbrook	G 37:42	3-12	0-5	0-0	0	3	3	1	2	8	5	2	1	0	0	-15	
33 Caroline Duscharme	G 30:40	10-20	0-0	0-0	0	0	0	24	0	0	0	0	0	0	0	0	
3 Aailah Edwards	G 16:39	2-3	0-0	0-0	3	1	4	3	0	0	0	0	0	0	0	-7	
42 Amari DeBerry	G 22:52	0-0	0-0	0-0	0	0	0	0	0	0	0	0	0	0	0	4	
Team						4	2	6		0		0					
Totals			27-64	3-15	7-10	17	20	37	17	15	64	12	14	4	2	2	-5

2021-22 LOUISVILLE CARDINALS BASKETBALL

GAME 28: LOUISVILLE at NOTRE DAME | FEB 27, 2022



Official Basketball Box Score - Final
Louisville at Georgia Tech
01/02/22 McCamish Pavilion, Atlanta, GA
Georgia Tech vs. Louisville

Game Time: 12:00 PM
Game Duration: 1:58
Attendance: 1,918



Official Basketball Box Score - Final
Pittsburgh at Louisville
01/06/22 KFC Yum! Center, Louisville
2021-22 Women's Basketball

Game Time: 6:00 PM
Game Duration: 1:50
Attendance: 6,703

Louisville - 50

Record: 12-1 (2-0)

NO.	Name	Min	FG		3P		FT		Rebounds		Fouls		TP	AS	TO	ST	Blocks		+/-														
			M-A	M-A	M-A	M-A	OR	DR	TOT	PF	FD	BS					BA																
44	Olivia Cochran	F 33:28	2-8	0-0	3-8	6	7	13	2	4	7	1	2	1	3	0	1	11															
10	Hailey Van Lih	G 28:59	2-10	0-1	3-6	1	3	4	1	4	7	1	1	3	3	0	1	2															
14	Kianna Smith	G 28:30	2-6	2-4	0-0	2	4	6	3	2	6	3	2	1	1	0	1	10															
21	Emily Engstler	G 22:20	6-12	2-3	0-0	2	2	4	4	0	14	1	1	2	0	0	0	17															
23	Chelsie Hall	G 32:34	3-6	0-2	1-2	1	3	4	1	4	7	1	1	2	0	0	0	3															
22	Liz Dixon	11:10	0-0	0-0	0-0	0	2	2	1	0	0	0	1	0	1	0	1	-10															
2	Ahlana Smith	12:00	1-4	1-4	0-0	0	0	0	4	0	3	0	1	0	1	0	1	-12															
11	Norika Konno	07:58	0-0	0-0	0-0	0	0	0	0	0	0	0	1	0	0	0	0	-9															
5	Mykasa Robinson	12:42	1-2	0-0	0-0	0	1	1	1	1	2	2	3	0	0	0	0	-10															
12	Payton Verhulst	10:19	2-4	0-2	0-0	0	0	0	0	0	4	0	1	1	0	0	0	8															
Team						0		2																									
Totals			19-52			5-16		7-16		12		24		36		18		15		50		9		17		10		6		1		2	

Technical Fouls: Coach 3rd 5:02

Shooting By Period	
1 st FG%	1-12 8.3%
3PT%	0-3 0.0%
FT%	1-4 25%
2 nd FG%	7-16 43.8%
3PT%	2-6 33.3%
FT%	1-6 16.7%
3 rd FG%	3-11 27.3%
3PT%	1-4 25.0%
FT%	0-0 0%
4 th FG%	8-13 61.5%
3PT%	2-3 66.7%
FT%	5-6 83.3%
GM FG%	19-52 36.5%
3PT%	5-16 31.3%
FT%	7-16 43.8%

Dead Ball Rebounds: 4, 0

Georgia Tech - 48

Record: 10-3 (1-1)

NO.	Name	Min	FG	3P	FT	Rebounds	Fouls	TP	AS	TO	ST	Blocks	BS	BA	+/-		
			M-A	M-A	M-A	OR	DR	TOT	PF	FD							
13	Lorela Cubaj	F 39:17	5-8	1-1	1-2	1	15	16	2	6	12	5	5	2	1	0	1
45	Digna Strautmane	F 37:07	4-10	4-6	1-2	0	3	3	2	2	13	1	2	1	0	1	-4
20	Nerea Hermosa	C 39:30	3-7	0-0	2-2	2	2	4	2	2	8	1	3	1	0	0	-2
24	Eylia Love	G 26:52	1-10	1-3	0-2	3	1	4	5	1	3	1	3	1	0	4	13
31	Lotta-Maj Lahtinen	G 38:53	2-9	2-6	4-6	0	1	1	4	4	10	3	8	0	0	1	-2
15	Ayovance Carter	17:38	0-2	0-1	2-4	1	2	3	0	2	2	1	0	1	0	0	-13
33	Carmin Harrison	00:43	0-0	0-0	0-0	0	0	0	0	0	0	0	0	0	0	0	-3
Team						2	1	3	0	0	0	12					
Totals			15-46	8-17	10-18	9	25	34	15	17	48	12	22	6	1	6	2

Technical Fouls: NONE

Shooting By Period	
1 st FG%	3-11 27.3%
3PT%	3-5 60.0%
FT%	2-2 100%
2 nd FG%	3-9 33.3%
3PT%	1-4 25.0%
FT%	2-4 50%
3 rd FG%	3-15 20.0%
3PT%	1-3 33.3%
FT%	5-10 50%
4 th FG%	6-11 54.5%
3PT%	3-5 60.0%
FT%	1-2 50%
GM FG%	15-46 32.6%
3PT%	8-17 47.1%
FT%	10-18 55.6%

Dead Ball Rebounds: 6, 1

	LOU	GT
Biggest lead	3 (3 rd 9:34)	11 (2 nd 9:01)
Best Scoring Run	8 (3 rd 9:34)	8 (2 nd 9:01)
Lead Changes	3	
Times Tied	4	
Time with Lead	01:17	33:33

Points from	LOU	GT
Turnovers	15	17
Paint	20	8
Second Chance	6	9
Fast Breaks	6	0
Bench	9	2

Period by Period Scoring					
	1st	2nd	3rd	4th	TOT
LOU	3	17	7	23	50
GT	11	9	12	16	48

Pittsburgh - 39

Record: 9-5 (0-3)

NO.	Name	Min	FG			3P		FT		Rebounds		Fouls		TP	AS	TO	ST	Blocks		BS	BA	Shooting By Period			
			M-A	M-A	M-A	OR	DR	TOT	PF	FD	PF	FD	1st					FG%	3-12			25.0%			
5	Amber Brown	F 25:18	1-4	0-0	3-4	0	3	3	1	3	5	2	8	1	0	0	0	-19							
15	Mary Dunn	F 12:31	1-6	0-1	1-2	1	3	4	1	1	3	0	0	0	0	2	1								
1	Dayshanette Harris	G 24:43	1-7	0-0	0-0	0	3	3	0	1	2	2	9	0	0	1	-29								
3	Taisha Exanor	G 25:50	3-5	0-2	0-0	0	3	3	2	0	6	1	8	2	0	0	-33								
20	Jayla Everett	G 08:32	1-3	1-1	0-0	0	0	0	0	0	3	0	0	0	0	0	-4								
4	Emy Haykove	27:47	2-7	0-2	4-6	1	2	3	4	6	8	2	4	2	0	1	-23								
23	Rita Igkholwe	24:15	3-10	0-0	1	6	8	14	4	1	6	1	2	1	2	1	27								
14	Cynthia Ezaja	09:24	1-3	0-0	0-0	0	2	2	3	0	2	0	1	0	3	0	-20								
23	Destiny Strother	20:30	1-6	1-3	1-2	0	2	2	2	0	4	0	1	1	0	0	-15								
11	Maliyah Johnson	14:17	0-1	0-0	0-0	1	1	2	0	2	0	1	1	0	0	0	-26								
13	Tracey Hueston	08:53	0-2	0-0	0-0	1	1	2	0	0	0	0	0	0	0	0	-15								
Team						4	1	5	0	0	1														
Totals			14-54	2-9	9-15	14	29	43	17	14	39	9	35	7	5	5	-42								
																								</	

Technical Fouls: NONE

Shooting By Period	
1 st FG%	3-12 25.0%
3PT%	1-2 50.0%
FT%	1-2 50%
2 nd FG%	2-9 22.2%
3PT%	0-2 0.0%
FT%	1-2 50%
3 rd FG%	5-18 27.8%
3PT%	1-4 25.0%
FT%	1-2 50%
4 th FG%	4-15 26.7%
3PT%	0-1 0.0%
FT%	6-9 66.7%
GM FG%	14-54 25.9%
3PT%	2-9 22.2%
FT%	9-15 60.0%

Dead Ball Rebounds: 2, 0

Louisville - 81

Record: 13-1 (3-0)

NO.	Name	Min	M-A	M-A	M-A	OR	DR	TOT	PF	FD	TP	AS	TO	ST	BS	BA	+/-	
44	Olivia Cochran	F 18:59	3-3	0-0	5-6	1	3	4	2	4	11	0	1	1	1	1	0	22
10	Hailey Van Lih	G 25:17	4-11	2-5	2-2	0	0	0	0	3	12	4	2	3	0	0	34	
14	Kianna Smith	G 24:22	3-12	1-5	0-0	1	2	3	1	1	7	2	2	1	0	1	23	
21	Emily Engstler	G 25:26	5-11	2-4	0-0	4	6	10	2	0	12	2	2	7	2	0	30	
23	Chelsie Hall	G 25:30	4-9	0-2	2-2	0	3	3	1	2	10	5	2	5	0	0	25	
22	Liz Dixon	18:27	2-8	0-0	4-4	3	2	5	0	3	8	0	1	0	1	1	24	
2	Ahlana Smith	21:37	2-5	0-0	0-0	0	2	2	4	1	4	1	3	1	0	1	24	
12	Payton Verhulst	22:33	3-8	2-4	2-2	0	7	7	1	1	10	2	0	1	1	25		
13	Merissa Russell	14:35	1-2	1-1	2-2	1	2	3	2	2	5	1	2	0	0	1	6	
0	Ramani Parker	03:14	1-1	0-0	0-0	0	1	1	2	0	2	0	0	0	0	0	-3	
Team						3	2	5	0	0	0							
Totals			28-70	8-21	17-18	13	30	43	15	17	81	17	15	19	5	5	42	

Technical Fouls: Engstler 2nd 5:09

Shooting By Period	
1 st FG%	7-21 33.3%
3PT%	1-5 20.0%
FT%	4-4 100%
2 nd FG%	9-21 42.9%
3PT%	3-7 42.9%
FT%	0-0 0%
3 rd FG%	6-13 46.2%
3PT%	2-5 40.0%
FT%	9-10 90%
4 th FG%	6-15 40.0%
3PT%	2-4 50.0%
FT%	4-4 100%
GM FG%	28-70 40.0%
3PT%	8-21 38.1%
FT%	17-18 94.4%

Dead Ball Rebounds: 1, 0

	PIT	LOU									
Biggest lead	0 (1 st 10:00)	45 (4 th 3:40)	Points from	PIT	LOU	Period by Period Scoring					
			Turnovers	5	32	1st2nd3rd4thTOT					
Best Scoring Run	5(3 rd 2:35)	11(2 nd 7:44)	Paint	18	34	PIT	8	5	12	14	39
Lead Changes			Second Chance	3	9						
Times Tied	0		Fast Breaks	4	16	LOU	19	21	23	18	81
Time with Lead	00:00	37:13	Bench	20	29						



Official Basketball Box Score - Final
Syracuse at Louisville
01/13/22 KFC Yum! Center, Louisville
2021-22 Women's Basketball

Game Time: 7:02 PM
Game Duration: 1:43
Attendance: 7,307



Official Basketball Box Score - Final
Louisville at Boston College
01/16/22 Conte Forum, Chestnut Hill, Mass.
2021-22 Women's Basketball

Game Time: 12:00 PM
Game Duration: 2:10
Attendance: 1,066

Syracuse - 71

Record: 8-8 (1-5)

NO.	Name	Min	FG	3P	FT	Rebounds			Fouls	TP	AS	TO	ST	Blocks	BS	BA	
			M-A	M-A	M-A	OR	DR	TOT	PF	FD							
4	Alaysia Styles	F 38:49	4-5	0-0	2-4	4	4	8	4	2	10	2	3	2	0	0	
5	Taisha Hyman	G 32:50	6-14	1-1	3-4	1	5	6	3	3	16	2	4	0	0	-15	
10	Naje Murray	G 35:24	2-9	1-4	0-0	1	4	5	4	0	5	2	2	1	0	-6	
32	Christlyn Carr	G 40:00	7-10	3-4	0-0	5	5	2	1	7	2	4	0	0	1	13	
43	Christianna Carr	G 36:27	6-14	3-8	4-4	2	1	3	3	1	19	2	5	1	1	-15	
25	Alaina Rice	16:30	1-2	0-0	2-2	0	0	0	0	1	4	0	1	0	0	-9	
Team						1	3	4	0	0	1						
Totals			26-54	8-17	11-14	9	22	31	16	8	71	10	20	4	1	3	-13
Technical Fouls/NF																	

2021-22 LOUISVILLE CARDINALS BASKETBALL

GAME 28: LOUISVILLE at NOTRE DAME | FEB 27, 2022



Official Basketball Box Score - Final
Louisville at NC State
01/20/22 Reynolds Coliseum, Raleigh
2021-22 Women's Basketball

Game Time: 7:30 PM
Game Duration: 1:56
Attendance: 5,500



Official Basketball Box Score - Final
Wake Forest at Louisville
01/23/22 KFC Yum! Center, Louisville
2021-22 Women's Basketball

Game Time: 2:02 PM
Game Duration: 1:56
Attendance: 5,802

Louisville - 59

Record: 15-2 (5-1)

NO.	Name	Min	FG	3P	FT	Rebounds	Fouls	TP	AS	TO	ST	Blocks	B/A	
			M-A	M-A	M-A	OR DR TOT	PF FD					BS BA	+/-	
44	Olivia Cochran	F 27:07	8-12	0-0	3-4	5 2 7	4 3	19	1	2	0	1	1	
10	Hailey Van Lith	G 33:04	6-17	1-3	0-1	1 0 1	2 3	13	4	2	1	0	-15	
14	Kianna Smith	G 36:47	4-10	0-2	0-0	1 2 3	0 2	8	2	0	0	1	0	
21	Emily Engstler	G 37:30	6-18	1-4	2-3	4 7 11	2 3	15	2	3	2	0	-8	
23	Chelsie Hall	G 18:17	0-4	0-0	0-0	1 2 3	0 0	0	0	1	0	0	-3	
2	Ahlana Smith	21:43	0-5	0-3	1-2	0 1 1	2 1	1	0	0	1	2	0	
22	Liz Dixon	11:26	0-1	0-0	0-0	2 0 2	1 2	0	2	0	2	0	4	
12	Payton Verhulst	01:47	0-1	0-0	1-2	0 0 0	1 1	1	0	0	0	0	1	
5	Mykasa Robinson	12:19	1-1	0-0	0-0	2 5 7	4 0	2	1	3	1	0	9	
Team						2 2 4	0 0	0	1					
Totals			25-69	2-12	7-12	18 21 39	19 15	59	12	12	7	4	3	-9

Technical Fouls: NONE

Shooting By Period	
1st FG%	9-19 47.4%
3PT%	0-1 0.0%
FT%	0-1 0.0%
2nd FG%	6-19 31.6%
3PT%	1-5 20.0%
FT%	3-6 50.0%
3rd FG%	7-17 41.2%
3PT%	1-2 50.0%
FT%	2-3 66.7%
4th FG%	3-14 21.4%
3PT%	0-4 0.0%
FT%	2-2 100%
GM FG%	25-69 36.2%
3PT%	2-12 16.7%
FT%	7-12 58.3%

Dead Ball Rebounds: 2, 0

NC State - 68

Record: 17-2 (8-0)

NO.	Name	Min	FG M-A	3P M-A	FT M-A	Rebounds OR DR TOT	Fouls PF FD	TP	AS	TO	ST	Blocks BS BA	+/-				
25	Kayla Jones	F 24:41	1-2	0-1	0-0	0	2	2	4	1	2	3	0	1	0	0	12
33	Elissa Cunane	C 28:04	4-7	0-0	7-7	3	9	12	2	6	15	1	1	1	2	1	9
2	Raina Perez	G 25:20	2-6	1-2	2-2	0	3	3	2	2	7	2	1	0	0	1	-13
3	Kai Crutchfield	G 32:22	1-6	0-2	1-2	0	2	2	2	1	3	2	3	1	1	1	10
11	Jakia Brown-Turner	G 29:19	5-8	2-5	2-2	1	1	2	1	2	14	2	4	1	0	0	13
5	Jada Boyd	10:24	2-2	0-0	1-2	2	4	6	0	2	5	1	2	0	0	0	-3
0	Diamond Johnson	25:19	6-19	3-8	1-2	2	4	6	2	4	16	3	1	0	1	0	20
41	Camille Hobby	11:56	2-3	0-0	2-2	2	1	3	2	1	6	0	1	1	0	0	0
10	Aziah James	07:40	0-2	0-1	0-0	1	1	2	0	0	0	0	2	0	0	0	-3
21	Madison Hayes	04:55	0-0	0-0	0-0	1	0	1	0	0	0	0	0	0	0	0	0
Team						1	2	3	0	0	0						
Totals			23-55	6-19	16-19	13	29	42	15	19	68	14	15	4	3	4	9

Technical Fouls: NONE

Shooting By Period	
1st FG%	6-12 50.0%
3PT%	1-4 25.0%
FT%	2-2 100%
2nd FG%	2-13 15.4%
3PT%	0-3 0.0%
FT%	2-4 50%
3rd FG%	4-16 25.0%
3PT%	0-6 0.0%
FT%	8-8 100%
4th FG%	11-14 78.6%
3PT%	5-6 83.3%
FT%	4-5 80%
GM FG%	23-55 41.8%
3PT%	6-19 31.6%
FT%	16-19 84.2%

Dead Ball Rebounds: 1, 0

	LOU	NCSU
Biggest lead	16 (2nd 2:57)	13 (4th 0:43)
Best Scoring Run	13 (2nd 2:57)	17 (4th 4:04)
Lead Changes	9	
Times Tied	1	
Time with Lead	29:48	09:38

Points from Turnovers	LOU	NCSU
Turnovers	38	22
Paint	32	28
Second Chance	18	14
Fast Breaks	4	11
Bench	4	27

Period by Period Scoring	LOU	NCSU
1st	18	16
2nd	17	8
3rd	17	8
4th	5	59
TOT	58	68

Wake Forest - 60

Record: 12-8 (2-7)

NO.	Name	Min	FG M-A	3P M-A	FT M-A	Rebounds OR DR TOT	Fouls PF FD	TP	AS	TO	ST	Blocks BS BA	+/-	
20	Olivia Summiel	F 32:44	4-10	2-5	0-0	3 4 7	4 2 2	10	2	1	0	0	-12	
23	Christina Morra	F 16:24	1-3	0-0	0-0	3 1 4	2 2 2	1	3	0	0	0	-12	
2	Kaia Harrison	G 29:43	2-4	0-0	2-2	2 0 2	2 2 6	0	4	2	0	0	-14	
21	Elise Williams	G 27:50	2-8	2-4	8-11	0 1 1	5 14 2	2	2	1	0	0	-20	
24	Jewel Spear	G 36:18	7-20	5-11	3-4	1 3 4	0 2 22	1	3	1	0	1	-14	
32	Alexandria Scruggs	18:46	0-4	0-0	2-4	2 1 3	2 2 2	0	1	0	0	0	8	
5	Malaya Cowles	06:11	0-0	0-0	0-0	0 2 2	0 0 2	0	1	0	0	0	-13	
14	Niyah Becker	09:39	0-2	0-0	2-2	0 0 0	0 2 2	0	0	0	1	0	-6	
25	Demeara Hinds	17:15	0-1	0-0	1-2	5 3 8	3 2 1	0	3	1	0	0	13	
0	Alyssa Andrews	05:10	0-2	0-1	1-2	0 0 0	1 1 1	1	1	0	0	0	10	
Team														
Totals			16-54	9-21	19-27	17	16	33	15	21	6	2	2	-12

Technical Fouls: NONE

Shooting By Period	
1st FG%	8-16 50.0%
3PT%	4-8 50.0%
FT%	2-3 66.7%
2nd FG%	1-14 7.1%
3PT%	1-2 50%
FT%	1-6 16.7%
3rd FG%	2-12 16.7%
3PT%	1-2 50.0%
FT%	6-8 75%
4th FG%	5-12 41.7%
3PT%	3-5 60.0%
FT%	10-14 71.4%
GM FG%	16-54 29.6%
3PT%	9-21 42.9%
FT%	19-27 70.4%

Dead Ball Rebounds: 4, 0

Louisville - 72

Record: 16-2 (6-1)

NO.	Name	Min	FG	3P	FT	Rebounds		PF	FD	TP	AS	TO	ST	Blocks	BS	+/-	
			M-A	M-A	M-A	OR	DR	OT	OT								
44	Olivia Cochran	F 18:41	1-3	0-0	2-2	1	2	3	2	4	0	3	2	0	0	4	
10	Hailey Van Lith	G 29:23	6-13	3-6	2-2	0	4	4	2	2	17	6	1	1	0	38	
14	Kianna Smith	G 22:15	2-9	1-4	0-0	0	1	1	4	1	5	0	2	1	0	-6	
21	Emily Engstler	G 23:08	5-8	2-2	3-4	2	6	8	3	3	15	3	1	2	1	25	
23	Chelsie Hall	G 16:10	3-4	0-0	0-0	0	0	0	1	1	6	1	1	1	0	8	
5	Mykasa Robinson	23:48	1-1	0-0	0-0	2	2	4	1	1	2	7	3	1	0	21	
22	Liz Dixon	16:23	5-5	0-0	2-2	1	4	5	3	3	12	0	0	0	0	26	
2	Ahlana Smith	20:58	1-2	1-2	0-0	0	1	1	2	0	3	1	2	1	0	-3	
12	Payton Verhulst	17:02	2-5	1-1	0-0	1	2	3	3	0	5	1	1	0	0	-17	
13	Merissah Russell	04:56	0-1	0-0	3-4	0	0	0	0	2	3	0	1	0	0	-10	
0	Ramoni Parker	04:00	0-1	0-0	0-0	1	0	1	1	0	0	0	1	0	0	-10	
45	Sydni Scheltnar	03:16	0-0	0-0	0-0	0	0	0	0	0	0	0	0	0	0	-8	
Team						1	3	4	0	0	1						
Totals			26-51	8-15	12-14	9	25	34	23	15	72	19	17	9	2	2	12

Technical Fouls: Coach 4th 9:01 Engstler 4th 5:23

Shooting By Period	
1st FG%	8-14 57.1%
3PT%	3-5 60.0%
FT%	2-2 100%
2nd FG%	10-13 76.9%
3PT%	3-4 75.0%
FT%	0-0 0%
3rd FG%	7-12 58.3%
3PT%	1-2 50.0%
FT%	4-4 100%
4th FG%	1-12 8.3%
3PT%	1-4 25.0%
FT%	6-8 75%
GM FG%	26-51 51.0%
3PT%	8-15 53.3%
FT%	12-14 85.7%

Dead Ball Rebounds: 2, 0

	WFO	LOU
Biggest lead	4 (1st 1:40)	33 (3rd 3:47)
Best Scoring Run	12 (4th 8:48)	32 (3rd 5:17)
Lead Changes	6	
Times Tied	3	
Time with Lead	05:52	31:56

Points from Turnovers	WFO	LOU
Turnovers	19	21
Paint	12	28
Second Chance	11	7
Fast Breaks	4	10
Bench	6	25

Period by Period Scoring	WFO	LOU
1st	22	4
2nd	11	23
3rd	11	9
4th	2	60
TOT	46	72



Official Basketball Box Score - Final
Louisville St. at Louisville
01/27/22 KFC Yum! Center, Louisville
2021-22 Women's Basketball

Game Time: 8:02 PM
Game Duration: 1:45
Attendance: 7,755



Official Basketball Box Score - Final
Duke at Louisville
01/30/22 KFC Yum! Center, Louisville
2021-22 Women's Basketball

Game Time: 3:02 PM
Game Duration: 1:56
Attendance: 9,501

Florida St. - 62

Record: 9-9 (3-5)

NO.	Name	Min	FG M-A	3P M-A	FT M-A	Rebounds OR DR TOT	Fouls PF FD	TP	AS	TO	ST	Blocks BS BA	+/-			
14	Erin Howard	F 24:21	1-4	0-2	0-0	1	3	4	2	0	2	4	1	0	1	1
1	River Baldwin	C 29:40	3-7	0-0	2-2	2	6	8	3	2	8	1	1	0	3	-2
2	Sammie Puleis	G 29:30	4-8	2-4	0-0	1	2	3	0	0	10	1	3	0	0	-6
11	O'Mariah Gordon	G 26:08	3-7	0-1	2-3	0	2	2	1	2	8	1	3	1	0	1
24	Morgan Jones	G 33:11	11-18	0-0	6-7	1	5	6	1	4	28	1	2	0	1	-6
0	Bianca Jackson	16:27	1-4	0-1	0-0	0	0	0	0	2	2	1	1	0	0	-14
32	Valencia Myers	10:17	1-2	0-0	0	1	1	2	5	0	2	0	2	0	0	-12
4	Sara Bejedi	09:54	1-3	0-1	0-1	0	1	1	2	1	2	1	3	0	0	-9
21	Makayla Timpon	14:59	0-2	0-0	0	1	4	5	1	0	0	0	0	1	0	-15
10	Kourtney Wember	04:45	0-0	0-0	0	0	0	0	0	0	0	1	0	0	0	-4
5	Mariana Valenzuela	00:48	0-0	0-0	0-0	0	0	0	0	0	0	1	0	0	0	2
Team						3	4		0	1	0	0	0	0	0	2

2021-22 LOUISVILLE CARDINALS BASKETBALL

GAME 28: LOUISVILLE at NOTRE DAME | FEB 27, 2022



Official Basketball Box Score - Final
Louisville at Miami (FL)
02/01/22 Watson Center, Coral Gables, Fla.
2021-22 Women's Basketball

Game Time: 7:00 PM
Game Duration: 1:51

Officials: Bruce Morris, Tiana Cruise, Jeffrey Smith

Louisville - 69

Record: 19-2 (9-1)

NO.	Name	Min	FG	3P	FT	Rebounds	Fouls	TP	AS	TO	ST	Blocks	BS	BA	+/-
			M-A	M-A	M-A	OR DR TOT	PF	FD							
44	Olivia Cochran	F 30:27	8-15	0-1	2-3	2 3 5	0 3	18	1	0	0	0	0	3	
10	Hailey Van Lith	G 30:38	4-8	1-2	0-0	2 1 3	2 1	9	2	2	0	0	1	11	
14	Kianna Smith	G 39:15	8-13	3-5	2-2	0 3 3	1 1	21	7	1	0	0	0	6	
21	Emily Engstler	G 28:06	2-10	2-5	1-2	3 6 9	4 4	7	5	5	1	1	1	-1	
23	Chelsie Hall	G 20:04	4-8	2-5	0-0	1 2 3	3 0	10	4	2	0	0	0	7	
5	Mykasa Robinson	25:33	1-2	0-0	0-2	1 2 3	3 2	2	4	1	3	1	0	2	
22	Liz Dixon	14:40	1-2	0-0	0-0	2 1 3	0 1	2	0	1	1	2	0	-2	
2	Ahlana Smith	05:38	0-2	0-1	0-0	0 1 1	1 0	0	0	3	0	0	1	-10	
12	Payton Verhulst	05:39	0-1	0-1	0-0	0 0 0	2 0	0	0	0	0	0	0	-1	
Team						4 1 5	0	0							
Totals			28-61	8-20	5-9	15 20 35	16 12	69	23	15	5	4	3	3	

Technical Fouls: NONE

Shooting By Period	
1st FG%	8-14 57.1%
3PT%	2-5 40.0%
FT%	1-2 50%
2nd FG%	7-18 38.9%
3PT%	2-5 40.0%
FT%	0-0 0%
3rd FG%	4-15 26.7%
3PT%	1-6 16.7%
FT%	2-2 100%
4th FG%	9-14 64.3%
3PT%	3-4 75.0%
FT%	2-5 40%
GM FG%	28-61 45.9%
3PT%	8-20 40.0%
FT%	5-9 55.6%

Dead Ball Rebounds: 2, 0

Miami (FL) - 66

Record: 11-8 (4-5)

NO.	Name	Min	FG	3P	FT	Rebounds	Fouls	TP	AS	TO	ST	Blocks	BS	BA	+/-
			M-A	M-A	M-A	OR DR TOT	PF	FD							
3	Destiny Harden	F 31:43	4-12	0-2	5-6	3 5 8	2 6	13	0	1	1	1	1	1	
21	Lola Pendande	F 10:54	1-3	0-0	0-0	1 1 2	3 0	2	1	1	0	0	0	12	
12	Ja'Leah Williams	G 33:11	6-7	0-0	4-6	0 3 3	1 4	16	5	2	1	1	0	-3	
20	Kelsey Marshall	G 35:20	4-12	2-7	1-2	0 0 0	0 3	11	4	3	3	1	0	-6	
25	Karla Erjavec	G 32:38	2-4	2-4	0-0	0 3 3	3 0	6	1	2	0	0	0	-7	
33	Maiava Djigdi-Tabdi	23:50	4-6	1-2	0-0	2 2 4	2 0	9	1	2	1	0	1	-10	
13	LaShae Dwyer	03:33	0-1	0-0	0-0	0 2 2	0 0	0	0	1	0	0	1	-4	
35	Naomi Mbandu	13:33	1-1	0-0	0-0	0 1 1	1 0	2	0	2	0	0	0	-9	
5	Mykea Gray	15:18	2-5	0-2	3-3	1 1 2	0 3	7	2	2	0	0	1	11	
Team						2 2 4	0	1							
Totals			24-51	5-17	13-17	9 20 29	12 16	66	14	17	6	3	4	-3	

Technical Fouls: NONE

Shooting By Period	
1st FG%	7-14 50.0%
3PT%	1-3 33.3%
FT%	3-4 75%
2nd FG%	5-11 45.5%
3PT%	1-4 25.0%
FT%	6-7 85.7%
3rd FG%	6-16 37.5%
3PT%	0-5 0.0%
FT%	2-2 100%
4th FG%	6-10 60.0%
3PT%	3-5 60.0%
FT%	2-4 50%
GM FG%	24-51 47.1%
3PT%	5-17 29.4%
FT%	13-17 76.5%

Dead Ball Rebounds: 2, 0

	LOU	MIA
Biggest lead	8 (2 nd 3:39)	9 (4 th 6:13)
Best Scoring Run	7 (4 th 0:56)	9 (3 rd 8:33)
Lead Changes	15	
Times Tied	5	
Time with Lead	18:19	19:11

Points from	LOU	MIA	Period by Period Scoring					
Turnovers	19	18		1st	2nd	3rd	4th	TOT
Paint	28	28	LOU	19	16	11	23	69
Second Chance	13	8						
Fast Breaks	0	13						
Bench	4	18	MIA	18	17	14	17	66

Period by Period Scoring					
1st	2nd	3rd	4th	TOT	
LOU	19	16	11	23	69
MIA	18	17	14	17	66



Official Basketball Box Score - Final
Louisville at Clemson
02/03/22 Leflohn Coliseum, Clemson
2021-22 Women's Basketball

Game Time: 6:00 PM
Game Duration: 1:54
Attendance: 493

Officials: Mark Resch, Talisa Green, Ashley Gloss

Louisville - 93

Record: 20-2 (10-1)

NO.	Name	Min	FG	3P	FT	Rebounds	Fouls	TP	AS	TO	ST	Blocks	BS	BA	+/-
			M-A	M-A	M-A	OR DR TOT	PF	FD							
44	Olivia Cochran	F 16:08	3-7	0-0	0-0	1 1 2	4 0	6	1	1	0	1	3	2	
10	Hailey Van Lith	G 32:51	13-16	6-6	2-3	1 2 3	1 2	34	3	4	2	0	1	20	
14	Kianna Smith	G 27:35	3-12	1-7	1-1	0 3 3	2 2	8	8	0	1	0	0	23	
21	Emily Engstler	G 25:21	5-7	0-1	0-4	1 7 8	4 3	10	2	2	1	1	0	18	
23	Chelsie Hall	G 23:38	2-6	1-2	0-0	0 3 3	4 1	5	3	1	1	0	1	14	
22	Liz Dixon	21:05	6-6	0-0	0-0	2 1 3	0 0	12	1	1	0	1	0	22	
5	Mykasa Robinson	16:35	3-3	0-0	0-0	3 1 4	1 0	6	0	2	2	0	0	15	
2	Ahlana Smith	11:57	1-4	1-1	2-2	0 0 0	2 1	5	4	1	1	0	1	2	
12	Payton Verhulst	15:12	2-4	1-2	0-0	0 3 3	0 0	5	2	1	2	0	0	-3	
13	Merisiah Russell	04:04	0-1	0-1	0-0	0 0 0	0 0	0	0	1	1	1	0	0	-1
0	Ramani Parker	02:47	0-0	0-0	0-0	0 0 0	0 0	0	0	0	0	0	0	-2	
45	Sydni Schetnan	02:47	1-1	0-0	0-0	0 0 0	0 0	3	0	2	0	0	1	-2	
Team						4 2 6	0	0							
Totals			39-67	10-20	5-10	12 23 35	21 9	93	25	14	11	4	6	22	

Technical Fouls: NONE

Shooting By Period	
1st FG%	11-15 73.3%
3PT%	2-4 50.0%
FT%	1-3 33.3%
2nd FG%	8-21 38.1%
3PT%	1-4 25.0%
FT%	2-2 100%
3rd FG%	12-16 75.0%
3PT%	4-6 66.7%
FT%	1-2 50%
4th FG%	8-15 53.3%
3PT%	3-6 50.0%
FT%	1-3 33.3%
GM FG%	39-67 58.2%
3PT%	10-20 50.0%
FT%	5-10 50.0%

Dead Ball Rebounds: 2, 0

Clemson - 71

Record: 7-15 (1-10)

NO.	Name	Min	FG	3P	FT	Rebounds	Fouls	TP	AS	TO	ST	Blocks	BS	BA	+/-
			M-A	M-A	M-A	OR DR TOT	PF	FD							
5	Amari Robinson	F 31:13	5-12	0-2	8-9	3 1 4	1 5	18	3	0	1	2	0	-14	
12	Hannah Hank	C 23:44	2-6	1-4	2-2	0 5 5	2 3	7	1	0	0	1	0	-4	
00	Delicia Washington	G 29:39	9-13	5-6	5-6	0 4 4	2 5	28	2	3	1	0	0	-6	
2	Daiisha Bradford	G 27:41	3-7	1-2	2-2	2 2 4	0 1	9	5	3	0	0	0	-3	
30	Madie Ott	G 24:13	1-3	0-1	0-0	0 1 1	3 3	2	0	0	0	1	0	-17	
1	Eno Inyang	11:10	1-3	0-0	0-0	2 0 2	0 0	0	0	0	0	0	1	-2	
15	Kionna Gaines	19:20	1-8	0-1	1-3	1 3 4	0 3	3	1	4	0	0	2	-17	
4	Weronika Hipp	13:58	0-1	0-1	2-2	0 0 0	0 1	2	0	1	0	0	0	-15	
25	Sydney Standifer	05:09	0-1	0-1	0-0	0 0 0	0 0	0	0	1	0	0	0	-8	
40	Latreshe Saine	06:52	0-0	0-0	0-0	1 0 1	1 0	0	0	1	1	1	0	-19	
3	MaKayla Elmore	05:20	0-1	0-0	0-0	1 2 3	0 0	0	1	2	0	1	1	-7	
21	Skyler Blackstock	01:41	0-0	0-0	0-0	0 0 0	0 0	0	0	0	0	0	0	-2	
Team						2 1 3	0	0							
Totals			22-55	7-18	20-24	12 19 31	10 21	71	13	17	3	6	4	-22	

Technical Fouls: Coach 4th 10:00

Shooting By Period	
1st FG%	7-16 43.8%
3PT%	2-8 25.0%
FT%	0-0 0%
2nd FG%	6-11 54.5%
3PT%	4-5 80.0%
FT%	7-8 87.5%
3rd FG%	4-16 25.0%
3PT%	0-2 0%
FT%	7-7 100%
4th FG%	5-12 41.7%
3PT%	1-3 33.3%
FT%	6-6 66.7%
GM FG%	22-55 40.0%
3PT%	7-18 38.9%
FT%	20-24 83.3%

Dead Ball Rebounds: 2, 0

	UoL	CLE
Biggest lead	26 (4 th 0:37)	4 (1 st 4:57)
Best Scoring Run	11 (1 st 1:57)	8 (3 rd 7:24)
Lead Changes	4	
Times Tied	4	
Time with Lead	36:52	01:13

Points from	UoL	CLE
Turnovers	19	15
Paint	46	26
Second Chance	15	10
Fast Breaks	15	6
Bench	30	7

Period by Period Scoring					
	1st	2nd	3rd	4th	TOT
UoL	25	19	29	20	93
CLE	16	23	15	17	71

Period by Period Scoring					
	1st	2nd	3rd	4th	TOT
UoL	25	19	29	20	93
CLE	16	23	15	17	71



Official Basketball Box Score - Final
Louisville at Syracuse
02/05/22 Carrier Dome, Syracuse
2021-22 Women's Basketball

Game Time: 12:00 PM
Game Duration: 1:46
Attendance: 1,401

Officials: Denise Brooks, Carla Fountain, Timothy Bryant

Louisville - 100

Record: 21-2 (11-1)

NO.	Name	Min	FG	3P	FT	Rebounds	Fouls	TP	AS	TO	ST	Blocks	BS	+/-
			M-A	M-A	M-A	OR DR TOT	PF	FD						
44	Olivia Cochran	F 19:31	4-6	0-0	1-1	3 8 11	3	1	9	1	2	0	0	14
10	Hailey Van Lith	G 28:32	3-11	0-5	4-5	1 2 3	0	6	10	4	0	1	0	24
14	Kianna Smith	G 22:54	6-13	4-6	0-0	3 3 6	3	0	16	6	0	0	1	22
21	Emily Engstler	G 22:57	4-9	0-3	3-6	2 8 10	4	3	11	6	3	3	4	0
23	Chelsie Hall	G 29:19	5-10	1-2	0-0	1 2 3	1	1	11	2	2	0	0	20
22	Liz Dixon	17:05	8-8	0-0	2-2	3 4 7	2	2	18	0	2	1	1	0
5	Mykasa Robinson	24:00	3-6	1-2	0-0	3 2 5	2	0	7	2	3	2	0	1
2	Ahlana Smith	17:18	6-11	0-2	1-1	3 0 3	1	0	13	1	0	0	0	20
12	Payton Verhulst	16:25	2-3	1-2	0-0	1 2 3	1	0	5	1	2	1	1	0
0	Ramani Parker	01:59	0-0	0-0	0-0	1 1 1	0	0	0	0	0	0	0	6
						3 0 3				0	1			
Totals			41-77	7-22	11-15	23 32 55	16	14	100	23	15	8	7	4

2021-22 LOUISVILLE CARDINALS BASKETBALL

GAME 28: LOUISVILLE at NOTRE DAME | FEB 27, 2022



Official Basketball Box Score - Final
Louisville at North Carolina
 02/17/22 Carmichael Arena, Chapel Hill
 2021-22 Women's Basketball

Game Time: 6:00 PM
 Game Duration: 1:50
 Attendance: 2,115



Official Basketball Box Score - Final
Virginia Tech at Louisville
 02/09/22 KFC Yum! Center, Louisville
 2021-22 Women's Basketball

Game Time: 2:01 PM
 Game Duration: 1:51
 Attendance: 10,384

Louisville - 65

Record: 22-3 (12-2)

NO. Name	Min	FG M-A	3P M-A	FT M-A	Rebounds OR DR TOT	Fouls PF FO	TP	AS	TO	ST	Blocks BS BA	+/-
44 Olivia Cochran	F 27:28	5-6	0-0	4-5	1 4 5	4 3 14	0	1	2	2	0	-1
10 Hailey Van Lith	G 35:54	7-13	1-3	2-4	0 4 4	1 5 17	2	2	2	0	0	-5
14 Kianna Smith	G 29:40	3-12	1-6	0-0	2 2 4	0 4 7	9	3	3	0	0	5
21 Emily Engstler	G 26:08	5-11	0-1	1-2	2 6 8	5 1 11	0	4	0	4	1	5
23 Chelsie Hall	G 24:02	2-4	2-2	0-0	1 3 1	1 6 1	4	2	0	0	0	-11
5 Mykasa Robinson	30:25	1-4	1-1	0-0	0 3 3	0 1 3	2	0	2	0	0	4
22 Liz Dixon	10:52	1-1	0-0	0-0	0 1 1	1 0 2	0	0	0	0	0	-1
2 Ahlana Smith	09:45	2-7	1-4	0-0	0 0 0	1 1 5	1	0	1	0	1	-1
12 Payton Verhulst	05:46	0-1	0-1	0-0	0 3 3	1 0 0	1	0	0	0	0	0
Team					0 3 3	0 0 0						
Totals		26-59	6-18	7-11	5 27 32	18 12 65	16	14	12	6	2	-1

Technical Fouls: Engstler 4th 2:27

Shooting By Period		
1 st FG%	9-18	50.0%
3PT%	1-3	33.3%
FT%	1-2	50.0%
2 nd FG%	7-15	46.7%
3PT%	3-5	60.0%
FT%	0-1	0.0%
3 rd FG%	5-12	41.7%
3PT%	2-6	33.3%
FT%	1-2	50.0%
4 th FG%	5-14	35.7%
3PT%	0-4	0.0%
FT%	5-6	83.3%
GM FG%	26-59	44.1%
3PT%	6-18	33.3%
FT%	7-11	63.6%

Dead Ball Rebounds: 2, 0

North Carolina - 66

Record: 20-5 (10-5)

NO. Name	Min	FG M-A	3P M-A	FT M-A	Rebounds OR DR TOT	Fouls PF FO	TP	AS	TO	ST	Blocks BS BA	+/-
31 Anya Poole	F 27:49	2-6	0-0	1-2	3 3 6	1 1 5	0	1	4	0	0	2
1 Alyssa Ustby	G 34:17	4-13	1-3	0-1	1 8 9	3 1 9	1	3	1	0	1	7
2 Carlie Littlefield	G 34:59	2-6	0-2	4-4	1 6 7	3 2 8	3	2	0	0	0	-1
3 Kennedy Todd-Williams	G 33:44	6-16	2-7	5-6	2 3 5	2 4 19	2	3	1	1	0	24
25 Deja Kelly	G 37:42	6-12	2-5	4-6	0 4 4	1 7 18	1	3	3	0	0	3
10 Evia Hodgson	21:43	3-6	0-2	1-1	2 2 4	1 2 7	4	2	0	0	0	8
20 Destiny Adams	04:42	0-2	0-0	0-0	0 1 1	0 0 0	1	0	0	1	0	-6
0 Alexandra Zelaya	05:04	0-0	0-0	0-0	0 2 2	1 0 0	0	0	0	0	0	-4
Team					4 0 4	0 0 0						
Totals		23-61	5-19	15-20	13 29 42	12 17 66	12	14	9	2	6	-1

Technical Fouls: NONE

Shooting By Period		
1 st FG%	5-14	35.7%
3PT%	2-6	33.3%
FT%	4-5	80.0%
2 nd FG%	7-18	38.9%
3PT%	0-2	0.0%
FT%	2-2	100.0%
3 rd FG%	5-16	31.3%
3PT%	2-6	33.3%
FT%	4-7	57.1%
4 th FG%	6-13	46.2%
3PT%	1-5	20.0%
FT%	5-6	83.3%
GM FG%	23-61	37.7%
3PT%	5-19	26.3%
FT%	15-20	75.0%

Dead Ball Rebounds: 3, 1

	LOU	UNC
Biggest lead	10 (2 nd 4:48)	3 (1 st 6:37)
Best Scoring Run	7 (2 nd 4:48)	7 (3 rd 0:28)
Lead Changes	13	8
Times Tied	8	0
Time with Lead	30:17	05:57

Virginia Tech - 56

Record: 20-7 (12-4)

NO. Name	Min	FG M-A	3P M-A	FT M-A	Rebounds OR DR TOT	Fouls PF FO	TP	AS	TO	ST	Blocks BS BA	+/-
33 Elizabeth Kitley	G 36:28	7-12	0-0	7-10	2 11 13	2 8 21	1	4	0	3	1	-8
2 Aisha Sheppard	G 28:02	3-6	0-2	2-3	0 2 2	1 2 8	0	0	1	0	0	-19
5 Georgia Amoree	G 29:54	1-6	1-4	2-2	0 1 1	2 2 5	3	3	0	0	0	-10
15 Azana Baines	G 11:08	0-2	0-0	0-0	0 1 1	2 0 0	1	1	0	0	0	-22
22 Cayla King	G 25:26	1-5	1-5	0-0	1 1 2	3 0 3	2	0	0	0	0	-1
11 Dreisa Gregg	16:51	1-2	0-0	0-0	0 4 4	0 2 2	1	2	0	0	0	-3
23 Kayana Traylor	23:55	2-4	1-2	6-7	0 0 0	1 4 11	2	3	0	0	0	-9
24 Emily Lytle	28:16	2-6	1-4	1-4	2 4 6	1 2 6	0	1	1	1	0	2
Team					0 2 2	0 0 0						
Totals		17-43	4-17	18-26	5 26 31	13 20 56	10	14	2	4	1	-14

Technical Fouls: Coach 2nd 3:09

Louisville - 70

Record: 23-3 (14-2)

NO. Name	Min	FG M-A	3P M-A	FT M-A	Rebounds OR DR TOT	Fouls PF FO	TP	AS	TO	ST	Blocks BS BA	+/-
44 Olivia Cochran	F 20:36	2-9	0-0	0-0	4 2 6	2 2 4	1	2	0	0	1	7
10 Hailey Van Lith	G 36:02	6-17	1-3	3-4	0 5 5	0 3 20	0	1	2	0	1	10
14 Kianna Smith	G 34:03	5-11	1-6	0-0	0 1 1	3 4 11	0	0	1	0	0	9
21 Emily Engstler	G 31:03	7-12	1-2	4-5	6 9 15	5 0 10	2	3	3	1	0	19
23 Chelsie Hall	G 28:49	2-7	0-0	0-0	0 3 3	4 0 2	0	2	0	0	1	24
22 Liz Dixon	14:43	2-6	0-0	3-4	3 2 5	4 2 7	0	2	0	0	0	-5
5 Mykasa Robinson	18:16	1-2	0-0	0-0	0 1 1	0 0 2	2	0	1	0	0	-6
2 Ahlana Smith	05:04	1-1	0-0	1-2	0 0 0	1 1 3	0	1	1	0	0	2
12 Payton Verhulst	05:14	0-0	0-0	0-0	0 1 1	0 0 0	0	0	0	0	0	3
13 Merissah Russell	06:10	0-2	0-1	0-0	0 1 1	1 0 0	0	0	0	0	1	7
Team					2 3 5	0 0 0						
Totals		28-67	3-12	11-15	15 28 43	20 12 70	7	9	10	1	4	14

Technical Fouls: NONE

	VTU	LOU
Biggest lead	0 (1 st 10:00)	24 (4 th 9:37)
Best Scoring Run	7 (4 th 2:43)	8 (1 st 7:35)
Lead Changes	0	0
Times Tied	0	6
Time with Lead	00:00	39:41



Official Basketball Box Score - Final
Louisville at Pitt
 02/24/22 Petersen Events Center, Pittsburgh, PA
 2021-22 Women's Basketball

Game Time: 6:00 PM
 Game Duration: 1:50
 Attendance: 1,344

THE STAT CREW SYSTEM

Louisville Combined Team Statistics (as of Feb 24, 2022)

Away games

Louisville - 66

Record: 24-3 (15-2)

NO. Name	Min	FG M-A	3P M-A	FT M-A	Rebounds OR DR TOT	Fouls PF FO	TP	AS	TO	ST	Blocks BS BA	+/-
44 Olivia Cochran	F 27:41	3-7	0-0	3-6	3 2 5	3 6 9	2	1	1	1	2	4
10 Hailey Van Lith	G 31:53	4-12	2-6	3-4	1 2 3	2 3 13	2	1	1	0	0	7
14 Kianna Smith	G 24:24	3-8	0-2	0-1	0 1 1	0 1 6	0	0	0	0	0	4
21 Emily Engstler	G 34:35	8-19	0-3	1-3	7 8 15	4 2 17	2	3	2	3	1	10
23 Chelsie Hall	G 24:27	2-6	0-3	1-2	2 1 3	1 2 5	2	2	2	0	1	0
2 Ahlana Smith	10:09	3-6	0-0	0-1	0 0 1	0 1 6	1	1	0	1	0	6
5 Mykasa Robinson	15:36	0-0	0-0	0-0	0 3 3	0 1 0	2	0	1	1	0	7
12 Payton Verhulst	12:50	1-2	0-0	1-1	1 2 3	2 1 3	3	1	2	1	0	9
22 Liz Dixon	12:19	3-6	0-0	1-2	0 0 0	1 1 3	0	0	0	0	1	7
13 Merissah Russell	06:06	0-1	0-1	0-0	0 0 0	0 0 0	0	0	0	0	0	1
Team					1 5 6	0 0 0						
Totals		27-67	2-16	10-19	16 25 41	12 18 66	14	10	9	8	5	11

Technical Fouls: NONE

Shooting By Period		
1 st FG%	8-19	42.1%
3PT%	1-4	25.0%
FT%	2-3	66.7%
2 nd FG%	4-14	28.6%
3PT%	0-4	0.0%
FT%	4-7	57.1%
3 rd FG%	8-19	42.1%
3PT%	0-3	0.0%
FT%	1-3	33.3%
4 th FG%	7-15	46.7%
3PT%	1-5	20.0%
FT%	3-6	50.0%
GM FG%	27-67	40.3%
3PT%	2-16	12.5%
FT%	10-19	52.6%

Dead Ball Rebounds: 2, 0

Pitt - 55

Record: 11-17 (2-15)

NO. Name	Min	FG M-A	3P M-A	FT M-A	Rebounds OR DR TOT	Fouls PF FO	TP	AS	TO	ST	Blocks BS BA	+/-
5 Amber Brown	F 26:43	3-9	0-0	5-6	4 3 7	2 4 11	2	3	1	0	4	-6
23 Rita Igboke	F 13:38	1-4	0-0	3-4	5 3 8	5 2 5	0	0	1	1	2	1
0 Sandrine Clesca	G 32:36	1-7	1-2	1-2	1 8 9	4 1 4	4	2	1	1	0	-4
1 Dayshante Harris	G 32:21	3-14	0-1	2-2	0 2 2	2 2 8	8	5	3	0	0	0
2 Liatu King	G 29:24	5-11	0-0	1-2	3 7 10	2 1 11	1	1	0	0	2	-7
4 Emy Hayford	05:52	0-3	0-0	0-0	0 1 1	0 1 0	1	0	2	0	1	-12
13 Tracey Hueston	15:53	2-3	1-2	0-0	1 3 4	3 0 5	0	1	0	0	0	-15
31 Destiny Strother	32:47	4-10	3-8	0-0	1 1 2	0 1 11	0	0	0	0	0	-15
21 Maliyah Johnson	03:07	0-0	0-0	0-0	0 1 0	0 0 0	0	0	0	0	0	-1
14 Cynthia Ezeja	07:39	0-2	0-0	0-0	1 2 3	0 0 0	0	0	1	0	0	-2
Team					4 1 5	0 0 4						
Totals		19-63	5-13	12-16	22 31 53	18 12 55	13	19	3	5	8	-11

Technical Fouls: NONE

Shooting By Period		
1 st FG%	5-17	29.4%
3PT%	3-4	75.0%
FT%	0-0	0.0%
2 nd FG%	5-13	38.5%
3PT%	0-3	0.0%
FT%	2-2	100.0%
3 rd FG%	6-16	37.5%
3PT%	2-2	100.0%
FT%	2-4	50.0%
4 th FG%	3-17	17.6%
3PT%	0-4	0.0%
FT%	8-10	80.0%
GM FG%	19-63	30.2%
3PT%	5-13	38.5%
FT%	12-16	75.0%

Dead Ball Rebounds: 1, 0

	UL	Pitt
Biggest lead	12 (4 th 6:14)	4 (1 st 8:22)</

2021-22 Louisville Cardinals - Photo Roster



0 Ramani Parker
F | 6-4 | R-Sr.
Fresno, Calif.
(Montverde Academy)



2 Ahlana Smith
G | 5-9 | Sr.
Charlotte, N.C.
(Gulf Coast State)



3 Alexia Mobley
F | 6-2 | Fr.
Reynoldsburg, Ohio
(Reynoldsburg)



5 Mykasa Robinson
G | 5-7 | Sr.
Ashland, Ky.
(Ashland Blazer)



10 Hailey Van Lith
G | 5-7 | So.
Wenatchee, Wash.
(Cashmere)



11 Norika Konno
G | 5-10 | Jr.
Sendai, Japan
(Seiwa)



12 Payton Verhulst
G | 6-1 | Fr.
De Soto, Kan.
(Bishop Miege)



13 Merissah Russell
G | 5-11 | So.
Ottawa, Ontario
(Cairne Wilson)



14 Kianna Smith
G | 6-0 | R-Sr.
Moreno Valley, Calif.
(California)



21 Emily Engstler
F | 6-1 | Sr.
New York, N.Y.
(Syracuse)



22 Liz Dixon
F | 6-5 | Sr.
Memphis, Tenn.
(Georgia Tech)



23 Chelsie Hall
G | 5-7 | Gr.
Boca Raton, Fla.
(Vanderbilt)



44 Olivia Cochran
F | 6-3 | So.
Columbus, Ga.
(Carver)



45 Sydni Schetnan
F | 6-5 | Fr.
Sioux Falls, S.D.
(Washington HS)

Coaching Staff



Jeff Walz
Head Coach



Stephanie Norman
Associate Head Coach



Sam Purcell
Associate Coach



Jonneshia Pineda
Assistant Coach



Kate Tucker
Director of Operations



2021-22 Louisville Women's Basketball Combined Team Statistics In Conference games

Page 1/1
as of Feb 25, 2022

Game Records

Record	Overall	Home	Away	Neutral
ALL GAMES	15-2	8-0	6-2	0-0
CONFERENCE	15-2	8-0	6-2	0-0
NON-CONFERENCE	0-0	0-0	0-0	0-0

Score by Periods

Team	1st	2nd	3rd	4th	OT	TOT
Louisville	293	300	291	292	0	1176
Opponents	236	198	239	267	0	940

Team Box Score

No.	Player				Total		3-Point		F-Throw		Rebounds													
		GP-GS	MIN	AVG	FG-FGA	FG%	3FG-3FGA	3FG%	FT-FTA	FT%	OFF	DEF	TOT	AVG	PF	DQ	A	TO	BLK	STL	PTS	AVG		
10	VAN LITH, Hailey	16-16	509:07	31.8	93-206	.451	28-64	.438	28-39	.718	12	34	46	2.9	21	0	37	30	0	21	242	15.1		
21	ENGSTLER, Emily	16-16	425:01	26.6	78-170	.459	14-41	.341	30-50	.600	48	101	149	9.3	54	3	43	42	30	41	200	12.5		
14	SMITH, Kianna	16-16	464:03	29.0	70-175	.400	27-81	.333	7-8	.875	12	38	50	3.1	28	0	55	21	5	12	174	10.9		
44	COCHRAN, Olivia	16-16	374:11	23.4	60-116	.517	1-4	.250	41-54	.759	40	53	93	5.8	40	0	14	25	12	9	162	10.1		
22	DIXON, Liz	16-0	233:03	14.6	40-63	.635	0-0	.000	17-20	.850	26	27	53	3.3	19	0	12	10	14	5	97	6.1		
23	HALL, Chelsie	16-16	383:19	24.0	40-98	.408	8-27	.296	8-12	.667	17	32	49	3.1	30	0	34	23	0	27	96	6.0		
2	SMITH, Ahlana	15-0	205:52	13.7	26-70	.371	8-30	.267	6-9	.667	5	8	13	0.9	24	0	13	18	4	6	66	4.4		
12	VERHULST, Payton	16-0	183:33	11.5	22-48	.458	9-19	.474	9-12	.750	4	29	33	2.1	19	0	13	7	5	11	62	3.9		
5	ROBINSON, Mykasa	15-0	308:08	20.5	22-46	.478	2-4	.500	6-13	.462	18	32	50	3.3	21	0	38	27	2	22	52	3.5		
11	KONNO, Norika	4-0	43:46	10.9	5-8	.625	0-2	.000	0-0	.000	1	1	2	0.5	5	0	5	3	1	0	10	2.5		
13	RUSSELL, Merissah	7-0	44:37	6.4	1-10	.100	1-6	.167	5-6	.833	1	4	5	0.7	4	0	3	4	0	1	8	1.1		
0	PARKER, Ramani	6-0	17:41	2.9	2-4	.500	1-1	1.000	0-0	.000	1	3	4	0.7	4	0	0	1	0	0	5	0.8		
45	SCHETNAN, Sydni	3-0	07:40	2.6	1-1	1.000	0-0	.000	0-0	.000	0	0	0	0.0	3	0	0	0	1	0	2	0.7		
Team											33	35	68				5							
Total		16	3200		460-1015	.453	99-279	.355	157-223	.704	218	397	615	38.4	272	3	267	216	74	155	1176	73.5		
Opponents		16	3200		324-864	.375	85-269	.316	207-298	.695	188	369	557	34.8	237	4	176	303	54	87	940	58.8		

Team Statistics

	LOU	OPP
Scoring	1176	940
Points per game	73.5	58.8
Scoring margin	+14.8	-
Field goals-att	460-1015	324-864
Field goal pct	.453	.375
3 point fg-att	99-279	85-269
3-point FG pct	.355	.316
3-pt FG made per game	6.2	5.3
Free throws-att	157-223	207-298
Free throw pct	.704	.695
F-Throws made per game	9.8	12.9
Rebounds	615	557
Rebounds per game	38.4	34.8
Rebounding margin	+3.6	-
Assists	267	176
Assists per game	16.7	11.0
Turnovers	216	303
Turnovers per game	13.5	18.9
Turnover margin	+5.4	-
Assist/turnover ratio	1.2	0.6
Steals	155	87
Steals per game	9.7	5.4
Blocks	74	54
Blocks per game	4.6	3.4
Winning streak	2	-
Home win streak	8	-
Attendance	67627	13837
Home games-Avg/Game	8-8453	8-1730
Neutral site-Avg/Game	-	0-0

Team Results

Date	Opponent		Score	Att.
12/30/2021	Boston College	W	79-49	7709
01/02/2022	at Georgia Tech	W	50-48	1918
01/06/2022	Pittsburgh	W	81-39	6703
01/13/2022	Syracuse	W	84-71	7307
01/16/2022	at Boston College	W	63-53	1066
01/20/2022	at NC State	L	59-68	5500
01/23/2022	Wake Forest	W	72-60	8802
01/27/2022	Florida St.	W	75-62	7755
01/30/2022	Duke	W	77-65	9001
02/01/2022	at Miami (FL)	W	69-66	0
02/03/2022	at Clemson	W	93-71	493
02/06/2022	at Syracuse	W	100-64	1401
02/13/2022	Notre Dame	W	73-47	10056
02/17/2022	at North Carolina	L	65-66	2115
02/20/2022	Virginia Tech	W	70-56	10294
02/24/2022	at Pittsburgh	W	66-55	1344



2021-22 Louisville Women's Basketball Combined Team Statistics All games

Page 1/1
as of Feb 25, 2022

Game Records

Record	Overall	Home	Away	Neutral
ALL GAMES	24-3	14-0	9-2	1-1
CONFERENCE	15-2	8-0	6-2	0-0
NON-CONFERENCE	10-1	6-0	3-0	1-1

Score by Periods

Team	1st	2nd	3rd	4th	OT	TOT
Louisville	484	505	486	468	5	1948
Opponents	353	323	374	414	7	1471

Team Box Score

No.	Player				Total		3-Point		F-Throw		Rebounds											
		GP-GS	MIN	AVG	FG-FGA	FG%	3FG-3FGA	3FG%	FT-FTA	FT%	OFF	DEF	TOT	AVG	PF	DQ	A	TO	BLK	STL	PTS	AVG
10	VAN LITH, Hailey	27-27	814:20	30.2	139-324	.429	35-99	.354	53-69	.768	24	61	85	3.1	33	0	56	55	2	32	366	13.6
14	SMITH, Kianna	27-27	758:34	28.1	126-293	.430	50-131	.382	11-16	.688	21	65	86	3.2	44	1	78	30	6	21	313	11.6
21	ENGSTLER, Emily	27-27	677:15	25.1	123-264	.466	26-64	.406	37-62	.597	68	178	246	9.1	79	3	58	72	49	68	309	11.4
44	COCHRAN, Olivia	26-25	587:41	22.6	86-172	.500	1-4	.250	54-72	.750	67	75	142	5.5	60	0	28	52	20	20	227	8.7
23	HALL, Chelsie	27-27	629:32	23.3	63-158	.399	13-43	.302	27-33	.818	25	63	88	3.3	49	0	59	35	0	40	166	6.1
22	DIXON, Liz	27-2	404:07	15.0	67-116	.578	0-0	.000	24-30	.800	47	44	91	3.4	35	0	20	19	18	8	158	5.9
2	SMITH, Ahlana	26-0	361:22	13.9	54-125	.432	15-49	.306	10-13	.769	9	15	24	0.9	33	0	20	29	10	13	133	5.1
5	ROBINSON, Mykasa	26-0	534:12	20.5	40-78	.513	2-5	.400	13-27	.481	30	61	91	3.5	40	0	63	43	2	37	95	3.7
12	VERHULST, Payton	26-0	296:19	11.4	33-76	.434	12-29	.414	12-16	.750	11	44	55	2.1	27	0	23	17	8	17	90	3.5
11	KONNO, Norika	15-0	185:22	12.4	21-45	.467	6-20	.300	3-4	.750	5	17	22	1.5	11	0	20	10	4	6	51	3.4
0	PARKER, Ramani	11-0	38:54	3.5	7-11	.636	2-3	.667	1-1	1.000	2	6	8	0.7	6	0	0	3	1	0	17	1.5
13	RUSSELL, Merissah	15-0	107:48	7.2	5-19	.263	2-8	.250	9-11	.818	5	13	18	1.2	10	0	5	9	0	1	21	1.4
45	SCHETNAN, Sydni	8-0	29:35	3.7	1-2	.500	0-0	.000	0-0	.000	0	4	4	0.5	5	0	0	0	1	1	2	0.3
Team											42	56	98					8				
Total		27	5425		765-1683	.455	164-455	.360	254-354	.718	356	702	1058	39.2	432	4	430	382	121	264	1948	72.1
Opponents		27	5425		521-1445	.361	129-452	.285	300-429	.699	287	604	891	33.0	387	6	276	525	81	148	1471	54.5

Team Statistics

	LOU	OPP
Scoring	1948	1471
Points per game	72.1	54.5
Scoring margin	+17.7	-
Field goals-att	765-1683	521-1445
Field goal pct	.455	.361
3 point fg-att	164-455	129-452
3-point FG pct	.360	.285
3-pt FG made per game	6.1	4.8
Free throws-att	254-354	300-429
Free throw pct	.718	.699
F-Throws made per game	9.4	11.1
Rebounds	1058	891
Rebounds per game	39.2	33.0
Rebounding margin	+6.2	-
Assists	430	276
Assists per game	15.9	10.2
Turnovers	382	525
Turnovers per game	14.1	19.4
Turnover margin	+5.3	-
Assist/turnover ratio	1.1	0.5
Steals	264	148
Steals per game	9.8	5.5
Blocks	121	81
Blocks per game	4.5	3.0
Winning streak	2	-
Home win streak	14	-
Attendance	114955	17719
Home games-Avg/Game	14-8211	11-1611
Neutral site-Avg/Game	-	2-5275

Team Results

Date	Opponent		Score	Att.
11/12/2021	vs Arizona	Lot	59-61	2345
11/16/2021	Bellarmine	W	82-25	7014
11/17/2021	UT Martin	W	62-30	6809
11/20/2021	at Washington	W	61-53	1884
11/23/2021	at Cal Poly	W	72-32	662
11/28/2021	at Colorado St.	W	71-56	1336
12/02/2021	Michigan	W	70-48	7309
12/05/2021	Belmont	W	80-66	7092
12/12/2021	Kentucky	W	64-58	12167
12/16/2021	Eastern Ky.	W	82-38	6937
12/19/2021	vs UConn	W	69-64	8204
12/30/2021	Boston College	W	79-49	7709
01/02/2022	at Georgia Tech	W	50-48	1918
01/06/2022	Pittsburgh	W	81-39	6703
01/13/2022	Syracuse	W	84-71	7307
01/16/2022	at Boston College	W	63-53	1066
01/20/2022	at NC State	L	59-68	5500
01/23/2022	Wake Forest	W	72-60	8802
01/27/2022	Florida St.	W	75-62	7755
01/30/2022	Duke	W	77-65	9001
02/01/2022	at Miami (FL)	W	69-66	0
02/03/2022	at Clemson	W	93-71	493
02/06/2022	at Syracuse	W	100-64	1401
02/13/2022	Notre Dame	W	73-47	10056
02/17/2022	at North Carolina	L	65-66	2115
02/20/2022	Virginia Tech	W	70-56	10294
02/24/2022	at Pittsburgh	W	66-55	1344