

2021-22 SCHEDULE/RESULTS

Date	Opponent	Time/Result
NOVEMBER		
Thur. 4	Union University (Tenn.) (Exh.)	W, 106-32
Fri. 12	No. 15 Arizona (ESPNU)	L, 59-61 (OT)
Tues. 16	Bellarmine (ACCNX)	W, 82-25
Wed. 17	UT Martin (ACCNX)	W, 62-30
Sat. 20	at Washington (Pac-12+)	W, 61-53
Tues. 23	at Cal Poly (ESPN+)	W, 72-32
Sun. 28	at Colorado State (MW Network)	W, 71-56
DECEMBER		
Thur. 2	No. 9 Michigan (ESPN)	W, 70-48
Sun. 5	Belmont (ACCN)	W, 80-66
Sun. 12	No. 14 Kentucky (ESPN)	W, 64-58
Thur. 16	Eastern Kentucky (ACCN)	W, 82-38
Sun. 19	No. 5 Connecticut (ESPN)	W, 69-64
Thur. 30	Boston College (ACCNX)*	W, 79-49
JANUARY		
Sun. 2	at No. 16 Georgia Tech (ACCN)*	W, 50-48
Thur. 6	Pittsburgh (ACCN)*	W, 81-39
Thur. 13	Syracuse (ACCNX)*	W, 84-71
Sun. 16	at Boston College (ACCN)*	W, 63-53
Thur. 20	at No. 3 N.C. State (ESPN)*	L, 59-68
Sun. 23	Wake Forest (ACCN)*	W, 72-60
Thur. 27	Florida State (ACCN)*	W, 75-62
Sun. 30	No. 21 Duke (ESPN)*	W, 77-65
FEBRUARY		
Tues. 1	at Miami (ACCNX)*	W, 69-66
Thur. 3	at Clemson (RSN)*	W, 93-71
Sun. 6	at Syracuse (RSN)*	W, 100-64
Thur. 10	Virginia (ACCNX)*	W, UVA Forfeit
Sun. 13	No. 14 Notre Dame (ESPN)*	W, 73-47
Thur. 17	at No. 17 North Carolina (RSN)*	L, 65-66
Sun. 20	No. 16 Virginia Tech (ACCN)*	W, 70-56
Thur. 24	at Pittsburgh (ACCNX)*	W, 66-55
Sun. 27	at No. 14 Notre Dame (ESPN2)*	W, 86-64
MARCH		
Fri. 4	vs. Miami (RSN) &	L, 59-61
Fr. 18	UAlbany (ESPN2) #	W, 83-51
Sun. 20	Gonzaga (ESPN) #	7 p.m.

Home games are in bold | All Times Eastern
 * = ACC & = ACC Tournament # = NCAA Tournament

QUICK FACTS

Location	Louisville, Ky.
Founded / Enrollment	1798 / 22,298
Nickname / Colors	Cardinals / Red and Black
Conference	Atlantic Coast
Home Court (Capacity)	KFC Yum! Center (22,000)
Interim President	Lori Stewart Gonzalez
Interim Director of Athletics	Josh Heird
Senior Woman Administrator	Amy Calabrese
Head Coach	Jeff Walz (Northern Kentucky, '95)
Associate Head Coach	Stephanie Norman
Associate Coach	Sam Purcell
Assistant Coach	Jonneshia Pineda
Director of Operations	Kate Tucker
Assoc. Strength & Conditioning Coach	Beth Burns
Exec. Director/Player Relations	Adrienne Johnson
Video Coordinator/Graphic Design	LaMont Russell
All-Time Record	958-503 (47th yr.)
All-Time NCAA Tournament Record	38-23 (24 Appearances)
SID - Nick Evans	c: (502) 807-9345
email: NickE@GoCards.com	
Athletics Department	(502) 852-5732
Basketball Office	(502) 852-8355
Sports Information Office	(502) 852-6581

LOUISVILLE

2021-22 WOMEN'S BASKETBALL



No. 1 Louisville Cardinals vs. No. 9 Gonzaga Bulldogs

Game 31 • Sun., March 20 • 7 p.m. ET • ESPN • 790-AM WKRD • Louisville, Ky. • KFC Yum! Center

LOUISVILLE

Record: 26-4, 16-2
 NET: 5 SOS: 40
 Last Game: W, 83-51 vs. UAlbany
 Current Streak: W1
 Scoring Margin: +17.6
 Head Coach: Jeff Walz
 Record at UofL: 411-112 (15th year)
 Career Record: Same
 Leading Scorer: Van Lith (13.8)
 Leading Rebounder: Engstler (9.1)
 Assists Leader: K. Smith (2.9)
 Blocks Leader: Engstler (1.8)
 Steals Leader: Engstler (2.6)

GONZAGA

Record: 27-6, 16-2
 NET: 25 SOS: 28
 Last Game: W, 68-55 vs. Nebraska
 Current Streak: W7
 Scoring Margin: +13.6
 Head Coach: Lisa Fortier
 Record at GU: 205-53 (8th year)
 Career Record: Same
 Leading Scorer: Kayleigh Truong (11.1)
 Leading Rebounder: Kempton (6.3)
 Assists Leader: Kayleigh Truong (2.5)
 Blocks Leader: Virjoghe (1.3)
 Steals Leader: Ejim (1.3)

STARTING FIVE

■ At 26-4 and No. 4 in the AP and USA Today polls, Louisville is a No. 1 seed in the NCAA Tournament for the third time in program history. The Cardinals were also a No. 1 seed in 2018 (Final Four) and 2019 (Elite Eight). They are the only team in the country to be a No. 1 seed in three of the last four tournaments. This marks first time UofL has faced a No. 9 seed.

■ Louisville is making its 24th NCAA Tournament appearance and 13th in 14 tournaments under head coach Jeff Walz. The Cardinals are playing in their 11th straight NCAA Tournament. Louisville is 38-23 all-time. They were 4-11 in their first 11 appearances and are 34-12 in their 13 appearances with Walz. They have moved on to the Sweet 16 10 times, the Elite Eight six times, Final Four three times (2009, 2013, 2018) and twice advanced to the title game.






■ Louisville is 10-2 all-time in second round games under Coach Walz. The Cardinals are 10-6 all-time in the second round and were 0-4 prior to Walz's arrival. Under Walz, UofL is now 13-0 in first round games with +26.6 scoring margin.

■ Emily Engstler had seven steals and two blocks against UAlbany and joins UConn's Breanna Stewart as the only two players to have seven steals and multiple blocks in NCAA Tournament history. Her seven steals are tied for the third most ever by a UofL player in the NCAA Tournament. Stephanie Edwards had 10 steals against Georgia in 1984 and Jude Schimmel had eight against Purdue in 2013. The seven steals also tie Engstler's career high, she had seven earlier this season against Pitt. She has 10 double-doubles on the year, which ranks fourth in the ACC and are the most by a UofL player since Kylee Shook had 11 during the 2019-20 campaign. She leads the ACC and ranks 30th in NCAA with 2.6 steals per game, ranks third in ACC with 9.1 rebounds per game and ranks fifth with 1.8 blocks per game. She has led UofL in rebounds in 27 of 30 games.

■ Hailey Van Lith led the team with 20 points in the win over UAlbany. It marked her first 20-point game in the NCAA Tournament, fifth of the season and eighth of her career. She leads the team in scoring with 13.8 points per game and has led the team in scoring 12 times. She reached double figures in 14 of 17 ACC games, including four 20-plus point performances and a career-high 34-point game at Clemson. In the last seven regular season games, she averaged a team-high 18.6 points per game. She has made at least one 3-pointer in 14 of last 17 games.

Sports Information Office // University of Louisville // Louisville, KY 40292 // GoCards.com
 Phone: (502) 852-3085 // Fax: (502) 852-7401 // email: NickE@GoCards.com // Twitter: @UofLWBB

PROJECTED STARTERS (Based off last game)

10		23		14		21		44											
Hailey VAN LITH		Chelsie HALL		Kianna SMITH		Emily ENGSTLER		Olivia COCHRAN											
PPG	RPG	APG	MPG	PPG	RPG	APG	MPG	PPG	RPG	APG	MPG								
13.8	3.3	2.1	30.0	6.6	3.2	2.1	23.7	11.9	3.1	2.9	28.1	11.7	9.1	2.3	25.4	8.5	5.2	1.0	22.1

2021-22 Louisville Cardinals (26-4 Overall, 16-2 Atlantic Coast Conference)**Projected Starters (Based off last game)**

No.	Name	Pos.	Ht.	Yr.	Hometown	PPG	RPG	APG	Notes
10	Hailey Van Lith	G	5-7	So.	Wenatchee, Wash.	13.8	3.3	2.1	Named All-ACC First Team
23	Chelsie Hall	G	5-7	Gr.	Boca Raton, Fla.	6.6	3.2	2.1	Season-high 15 points on 5-10 shooting vs. UK
14	Kianna Smith	G	6-0	R-Sr.	Moreno Valley, Calif.	11.9	3.1	2.9	Named to 2021-22 Drysdale Award Watch List
21	Emily Engstler	F	6-1	Sr.	New York, N.Y.	11.7	9.1	2.3	Named All-ACC First Team, ACC All-Defensive Team
44	Olivia Cochran	F	6-3	So.	Columbus, Ga.	8.5	5.2	1.0	Named to ACC All-Freshman Team

Reserves

0	Ramani Parker	F	6-4	R-So.	Fresno, Calif.	1.5	0.7	0.0	Career-high 10 points last season vs. Bellarmine
2	Ahlana Smith	G	5-9	Sr.	Charlotte, N.C.	4.9	0.9	0.8	Tied career-high with 13 points vs. Kentucky
3	Alexia Mobley	F	6-2	Fr.	Reynoldsburg, Ohio	-	-	-	Ranked as the No. 31 overall player in the '22 class
5	Mykasa Robinson	G	5-7	Sr.	Ashland, Ky.	3.3	3.4	2.4	Named to 2020-21 & 2021-22 ACC All-Defensive Team
11	Norika Konno	G	5-10	Jr.	Sendai, Japan	2.9	1.3	1.1	Career-high six steals in NCAA First Round vs. Marist
12	Payton Verhulst	G	6-1	Fr.	De Soto, Kan.	3.3	2.0	0.8	Named to ACC All-Freshman Team
13	Merissah Russell	G	5-11	So.	Ottawa, Canada	1.5	1.1	0.3	8 pts and 5 rebs in debut last year vs. SEMO
22	Liz Dixon	F	6-5	Sr.	Memphis, Tenn.	5.9	3.4	0.7	Perfect 14-14 in consec. games at Clemson and Syr
45	Sydni Schetnan	F	6-5	Fr.	Sioux Falls, S.D.	0.2	0.6	0.0	Ranked 10th best post player by espnW Hoop Gurlz

Pronunciation Guide:

Ramani (Rah-mah-nee), Ahlana (a-LAWN-uh), Mobley (MOW-blee), Mykasa (Mah-casa), Van Lith (LITH), Norika Konno (NO-rika Koh-NO), Verhulst (VUR-holst), Kianna (KEY-awna), Engstler (ENG-stlur), Schetnan (SHET-nan), Walz (Walls), Jonneshia Pineda (JO-nee-SHA PIN-ay-duh)

ABOUT THE BULLDOGS

Gonzaga topped eighth-seed Nebraska 68-55 on Friday at the KFC Yum! Center. Leading scorer Kayleigh Truong paced the Bulldogs with 20 points, nine higher than her season average of 11.1. Lisa Fortier leads the Bulldogs in her eighth season and is the only coach in program history to have six 20+ win seasons in their first seven campaigns. Gonzaga defeated San Francisco and BYU to win the West Coast Conference Tournament after finishing first in the regular season with a 16-2 mark. The Bulldogs enter the game winners of 10 of their last 11 games.

■ **Gonzaga Tournament History** - This is Gonzaga's 13th NCAA appearance, all since 2006-07. The Bulldogs have earned a berth in five consecutive tournaments and have reached the regional semifinals four times (2010, 2011, 2012, 2015). Last season, the Bulldogs were a No. 5 seed but were defeated by 12-seed Belmont 64-59 in the first round in San Marcos, Texas. Overall Gonzaga is 11-12 in NCAA Tournament games.

■ **Series History** - This is the third ever meeting between Louisville and Gonzaga and the Cardinals are 1-1 all-time. Louisville won 55-42 in Puerto Vallarta, Mexico on Nov. 21, 2012. Gonzaga won 76-69 in Spokane, Wash., in the NCAA Sweet 16 on March 26, 2011.

■ **Last Meeting (Nov. 21, 2012)** - Megan Deines and Shoni Schimmel each scored 16 points and the No. 7 Cardinals held Gonzaga to two points over the final 8 minutes in a 55-42 victory in the Hardwood Tournament of Hope.

QUICK HITTERS

■ **The ACC** - Eight ACC teams (Florida State, Georgia Tech, Louisville, Miami, North Carolina, NC State, Notre Dame, Virginia Tech) were selected to compete in the 2022 NCAA Women's Basketball Tournament, tied for the most of any conference. It marks fourth consecutive NCAA Tournament that the ACC has had eight teams selected, leading all conferences or tied for the conference each year. In the last five NCAA Tournaments, ACC teams have earned 39 selections to compete in the field, also the most of any conference. The ACC is the only conference with two No. 1 seeds.

■ **NCAA Tourney Experience** - Mykasa Robinson has played a team-high nine NCAA Tournament games and is the only player in her third NCAA Tournament at Louisville. This is Kianna Smith's team-high fourth NCAA Tournament, as she played in two tournaments while at California (2018, 2019). This is Emily Engstler's third NCAA Tournament and first with Louisville. She played in the 2019 and 2021 tournaments while at Syracuse.

■ **Big Dance at Home** - Louisville hosts the first and second round for the sixth time in its history and fifth time in the last six tournaments. The only time during that stint when they didn't host was last season when the entire tournament was in San Antonio. The Cards are 11-2 all-time in NCAA Tournament games at the KFC Yum! Center, 6-0 in first round games and 4-1 in second round games.

■ **17 Straight at Home** - UofL has won 17 straight at home, which ties the longest home winning streak in program history. They won 17 straight in 2013-14 and they won their final five home games in 2016-17 and their first 12 in 2017-18.

■ **ESPN's Top 25 Players Entering NCAAT** - Emily Engstler was listed at No. 16, while Hailey Van Lith was listed at No. 18. UofL is one of three schools, joined by Stanford (Haley Jones, Cameron Brink) and UConn (Paige Bueckers, Christyn Williams) to have two players on list.

■ **Kianna's Hot Start** - Kianna Smith had 15 points in the win over UAlbany, including 10 in the first quarter. She scored 10 of Louisville's first 13 points. She finished 6-10, 3-6 from deep with five assists.

■ **20/25 Wins** - At 26-4, UofL has recorded 20 or more wins in 12 straight seasons to extend the program record. The longest run previously was three, achieved twice. The Cards have won at least 20 games in 14 of Walz's 15 seasons. Prior to Walz's arrival, Louisville had just 10 20-win seasons in its history. The Cardinals have 25 or more wins in 10 straight seasons.

GAMEDAY INFO

Date: Sunday, March 20

Time: 7 p.m. ET

Site: Louisville, Ky. | KFC Yum! Center (22,000)

TV: ESPN (John Brickley, play-by-play; Meaghan McKeown, analyst)

Radio: 790-AM WKRD (Nick Curran, play-by-play; Adrienne Johnson, analyst)

Last Meeting: W, 55-42 (Nov. 21, 2012 in Puerto Vallarta, Mexico)

Series History: 1-1 (0-0 home, 0-1 away, 1-0 neutral)

Team Statistics	Cards (26-4)	GU (27-6)
Points per game	72.5	69.3
Scoring margin	+17.6	+13.6
Field goal percentage	.460	.434
3-Point FG-Attempts	184-503	217-616
3-point FG percentage	.366	.352
3-pt FG made per game	6.1	6.6
Free Throws-Attempts	282-392	421-545
Free throw percentage	.719	.772
FTs made per game	9.4	12.8
Rebounds per game	38.8	40.6
Rebounding margin	+6.6	+10.2
Assists per game	15.8	14.7
Turnovers per game	14.3	14.8
Turnover margin	+5.1	-0.3
Assist/turnover ratio	1.1	1.0
Steals per game	9.9	7.8
Blocks per game	4.4	4.0

'21-22 ACC/NCAA RANKINGS

ACC/NCAA Rank	Category	Stat
2/9.....	Won-Lost Percentage	86.7
3/11.....	Scoring Margin	+17.6
4/39.....	Scoring Offense	72.5
2/17.....	Scoring Defense	54.9
2/9.....	FG Percentage.....	46.0
4/42.....	FG Percentage Defense	36.6
2/14.....	3-Pt. FG Percentage	36.6
4/93.....	3-Pt. FG Percentage Defense	29.0
4/131.....	Free Throw Percentage.....	71.9
3/11.....	Rebound Margin	+6.6
3/32.....	Assists Per Game	15.8
4/44.....	Assist Turnover Ratio	1.1
2/21.....	Turnover Margin.....	+5.1
2/40.....	Steals Per Game	9.9
4/45.....	Blocks Per Game.....	4.4

ALL-ACC HONORS

Senior forward Emily Engstler and sophomore guard Hailey Van Lith were named to the All-ACC First Team. In addition, Engstler and Mykasa Robinson were named to the ACC All-Defensive Team, while Payton Verhulst was named to the ACC All-Freshman Team. Robinson earned All-Defensive Team honors for the second consecutive year. She is joined by Georgia Tech's Lorela Cubaj as the only two players to make the All-Defensive Team the past two seasons.

MORE ON H.V.L.

Hailey Van Lith has scored in double figures 23 times this season and in 20 of the last 24 games. Last season, she scored in double figures in 18 of 30 games, so overall she has scored in double figures in 41 of 60 games for her career.

■ **From Deep** - She shot 5-8 from deep against Duke, 6-6 at Clemson and 4-5 at Notre Dame.

■ **In ACC Play** - Ranked sixth in the league with 15.4 points per game, while shooting 45.7 percent from the floor, which ranked eighth. She's shot 46.4 percent from 3-point range, which led the league.

■ **34 Points and 6-6 From Deep** - She scored a career-high 34 points in the win at Clemson. It marked the most points in a game by a Cardinal since Asia Durr tied her career-high and program record with 47 points against NC State on Feb. 28, 2019. Van Lith shot a perfect 6-6 from the 3-point line, which tied her career-high for made 3's in a game. Her six 3-pointers with no misses mark the most makes without a miss in program history. The previous high was five, which has been accomplished three times. Jill Morton did it on Dec. 4, 1999 vs. Maryland Eastern Shore and on Jan. 1, 1999 vs. DePaul, and Mariya Moore did it on March 20, 2017 against Tennessee in the NCAA Tournament. Last season, Van Lith twice made six threes in games against Syracuse and Wake Forest.

ENGSTLER NAMED ASSOCIATED PRESS ALL-AMERICAN HONORABLE MENTION

Engstler was named AP All-America honorable mention. She was also named a Cheryl Miller Award Finalist, a Naismith Defensive Player of the Year Semifinalist and to the Midseason Team for 2022 Naismith Player of the Year. She averages 11.7 points with a team-high 9.1 rebounds, 2.6 steals and 1.8 blocks per game, while shooting 47.6 percent overall and 29-of-73 (.397) from deep.

■ **In ACC Play** - Led ACC with 2.5 steals per game, ranked third with 9.4 rebounds, 6.4 defensive rebounds, fourth with 2.9 offensive rebounds, fifth with 1.9 blocks and 15th with 12.8 points.

■ **Deflections** - Leads the team with 200 deflections on the year, 128 in ACC play.

■ **Seven Steals/Five Blocks** - She recorded seven steals in the NCAA Tourney win over UAlbany and earlier this season against Pitt, which marks her career-high. It marks first time a UofL player has had seven steals in a game since Bria Smith did it twice during the 2014-15 season. She had five blocks against FSU, which was first time a UofL player has had five blocks since Kylee Shook did it on Feb. 23, 2020 at Pitt.

■ **Double Doubles** - Engstler recorded her eighth, ninth and 10th double-doubles of the season with 17 points and 10 rebounds at Notre Dame, 17 points and 15 rebounds at Pitt and 19 points and 15 rebounds vs. Virginia Tech. It marked the first time a Louisville player has had 15 rebounds since Olivia Cochran had 15 in the second round of the NCAA Tournament last season. She recorded her first double-double at UofL with 12 points and 14 rebounds vs. Bellarmine. She had 12 points and 10 rebounds in the first half alone against Bellarmine, becoming the first Cardinal since Myisha Hines-Allen to have a double-double in the first half. Hines-Allen did it twice in 2016-17.

■ **1,000 career points** - With 17 points against UAlbany, she eclipsed 1,000 career points. She has 1,003 for her career and 351 this season at Louisville.

■ **Ranked No. 25 ESPN Top 25, version 2.0** - Engstler was listed at No. 25 in ESPN's Top 25 Players, version 2.0. ESPN's Michell Voepel had this to say about Engstler, "She is the perfect cog for the Cardinals, fitting in so well to their gritty style of play that you would almost think she spent her whole career there. Able to play all over the court and have an impact on all aspects of game."

KIANNA SMITH RANKS 4TH IN ACC IN 3-POINT SHOOTING PERCENTAGE

Kianna Smith ranks second on the team with 11.8 points per game and nine times this season has led the team in scoring. She ranks fourth in the ACC with a 38.0 3-point field goal percentage and ranks 10th with 1.9 made 3-pointers per game.

■ **In ACC Play** - Ranked eighth in the league with 3.4 assists per game and her 2.64 assist-to-turnover ratio led the ACC

■ **Dime Dropper** - Smith had a Louisville career-high nine assists at North Carolina. Her previous high was eight at Clemson on Feb. 3. Her career-high is 12 against Manhattan when she was at California on Nov. 24, 2017. In five games from 2/1 to 2/17, she averaged 6.2 assists and has 31 assists to six turnovers, a 5.2 assist-to-turnover ratio.

■ **ACC Player of the Week** - Kianna Smith was named ACC Player of the Week after averaging 15.0 points per game, shooting 8-18 from beyond the arc and dishing out 21 assists to just one turnover in road wins over Miami, Clemson and Syracuse. Smith opened the week with a team-high 21 points, shooting 8-13 from the floor and 3-5 from 3-point range, while recording seven assists at Miami. In 90 minutes of action, she had 21 assists and one turnover.

■ **1,000 career points** - With 14 points against Belmont, Kianna Smith reached the 1,000-point plateau and now has 1,262 points in her collegiate career, between both Louisville and California. She has 662 points in her career at Louisville.

HEAD COACH JEFF WALZ

Head coach **Jeff Walz**, in his 15th season as a head coach, has compiled a 411-112 record as the Cardinals' leader. Walz and the Cardinals boast quite an astounding resumé that includes 10 trips to the NCAA Sweet 16, six trips to the Elite Eight, three trips to the final four and two trips to the national title game. Overall, he has compiled a 33-12 record in NCAA Tournament games and ranks ninth all-time and fifth among active coaches with a 73.3 NCAA Tournament winning percentage.



All of this for a program that had just four NCAA Tournament wins and had never reached a Sweet 16 prior to Walz being named head coach.

Walz is the all-time winningest coach in program history and averages 27.5 victories per season. He directed Louisville to a program-record 36 victories in 2017-18 en route to being named ACC Coach of the Year, 34 victories in 2008-09, 33 wins in 2013-14 and 32 wins in 2018-19. The Cardinals finished with 28 and 26 wins in the shortened 2019-20 and 2020-21 seasons.

The Cardinals have reached 20 wins 11 consecutive times and they have won at least 20 games in 13 of Walz's 14 seasons. The longest run previously was three, achieved twice, and UofL had just 10 20-win seasons in its 32 previous years.

Walz has led Louisville to four consecutive Atlantic Coast Conference regular season titles in 2018, 2019, 2020 and 2021, and over that four-year span, the Cardinals are a combined 122-15, which marks the fewest losses and best winning percentage over a four-year period in program history.

He also coached the ACC Player of the Year in five of six seasons as Myisha Hines-Allen won the award in 2016, Asia Durr in 2018 and 2019, and Dana Evans in 2020 and 2021. He also coached Angel McCoughtry to Big East Player of the Year honors in 2007.

After being hired as the Cardinals' head coach on March 27, 2007, the Bluegrass State native used little time to make a splash. His first year featured the program's first NCAA Sweet 16 and it culminated with Louisville earning the No. 12 ranking in the final ESPN/USA Today Coaches Poll. For his efforts, Walz was named the WBCA Maggie Dixon Rookie Coach of the Year.

Prior to taking the reins at Louisville, Walz spent five seasons at Maryland, including his final season as the associate head coach in 2006-07. The season prior, he helped lead the Terrapins to a school-record 34 wins and the program's first national title.

Walz has four children: daughter Kaeley, son Jacob, and daughters Lola and Lucy. He married the former Lauren Lueders in September of 2012, and the couple resides in Louisville.

Walz's Milestone Collegiate Victories

No.	Date	Score
1	11/10/07	Louisville 81, Ball State 62
50	2/17/09	Louisville 89, St. John's 60
100	11/22/11	Louisville 78, Austin Peay 60
150	11/11/13	Louisville 100, Quinnipiac 82
200	1/29/15	Louisville 78, Syracuse 58
250	1/15/17	Louisville 63, Miami 59
300	11/6/18	Louisville 102, WKU 80
350	1/23/20	Louisville 71, Virginia 56
400	1/16/22	Louisville 63, Boston College 53

Louisville Women's Basketball History

Before Walz	With Walz
1975-2007	2007-pres
(32 seasons)	(15th season)
Overall Record	Overall Record
547-391 (.583)	411-112 (.786)
NCAAT Record	NCAAT Record
4-11 (.267)	34-12 (.739)
Sweet 16 App.	Sweet 16 App.
0	10
Elite Eight App.	Elite Eight App.
0	6
Final Four App.	Final Four App.
0	3
NCAA Finalist	NCAA Finalist
0	2

THE REAL O.C.

In ACC play, Olivia Cochran ranked fourth on the team with 9.7 points per game, while pulling down 5.8 rebounds per game and shooting 50 percent from the floor and 75 percent from the stripe. Her 5.8 rebounds per game in ACC play ranked 18th in the league. She scored in double figures seven times in ACC play after having just one double digit scoring effort in non-conference play.

■ **Big Games** - Cochran had 14 points, 10 of which came in the fourth quarter, and five rebounds at UNC. She scored 18 points, including the game-winner with 32 seconds left, in the win at Miami. She tied a career-high with 19 points on 8-12 shooting to lead the way for the Cardinals at NC State, while pulling down seven rebounds. She had 17 points on 6-10 shooting, 4-4 from the line, while adding six rebounds against Florida State.

LIZ PERFECT

From 1/23 to 2/6, Liz Dixon had a 6-game stretch where she averaged 9.2 points and was 24-28 (.857) from the field. In wins at Clemson and Syracuse, she scored a combined 30 points and was 14-14 from the floor. She scored a season-high 18 points on 8-8 shooting, while pulling down seven rebounds, in the win at Syracuse. At Clemson, she scored 12 points on 6-6 shooting.

■ **More on 14-14** - Per ESPN, Dixon is the only player this season to go 6-for-6 or better from the field in back-to-back games. And only the third to have two such games at all this season. Southeast Louisiana's Caitlyn Williams and Stetson's Jamiya Turner are the others. Since 1999-2000, no UofL player other than Dixon has had a multi-game streak of going 14-for-14 or better from the floor. The last player at any D-I school to have a multi-game span of going 14-for-14 or better from the floor was LSU's Ayana Mitchell, who was 19-for-19 over a 2-game span in December 2019.

LOUISVILLE IS MYKASA ROBINSON

Mykasa Robinson was named ACC All-Defensive Team for the second straight season. She is joined by Georgia Tech's Lorela Cubaj as the only two players to make the All-Defensive Team the past two seasons. She averages 1.3 steals per game in just 20.5 minutes per game. She has drawn 12 charges on the season, eight of which came in ACC play. She has 114 deflections on the season. Last season, she drew 19 charges in 16 ACC games.

■ **Versatility** - Robinson's combination of strength, speed and quickness, combined with an extremely high basketball IQ makes her one of the most versatile defenders in the ACC. Can guard positions 1-5 effectively.

■ **Big Games** - In the win at Syracuse, she finished with seven points and hit her first 3-pointer since 2018 and the second of her career. Against Florida State, she finished with a season-high nine points on 3-5 shooting. She also added four assists and four steals, while committing just one turnover. In the win over Wake Forest, she entered midway through the first quarter and her defense helped trigger a 32-0 run that stretched from the second to the third quarter. She finished with a season-high and team-high seven assists.

■ **ACC All-Defensive Team/Top Defender in NCAA** - Last season, Robinson was one of five players named to the ACC All-Defensive Team. ESPN.com's Mechelle Voepel also recognized Mykasa Robinson as one of the top 12 defenders in the country, "She makes this list as the quintessential "do the little things" player whose calling card is defense. Louisville star Dana Evans credits Robinson with bringing scrappiness to what is perennially one of the ACC's top defenses."

■ **Dana Praises Mykasa** - Following the win over Notre Dame last season, Dana Evans said this of Robinson, "She does everything, she can guard 1-5, she hustles for every loose ball, she gets every rebound that's in her area, she does everything that we need her to do. What she does doesn't always show up on the stat sheet, but she gets it done and that's why she is so valuable to our team."

DISHING DIMES

Five players are averaging at least 2.1 assists per game - K. Smith (2.9), Robinson (2.4), Engstler (2.3), Van Lith (2.1), Hall (2.1). In ACC play, UofL assisted on 286 of 498 field goals, good for 57.4 percent. On the year, they have assisted on 473 of 855 buckets, for 55.3 percent. The Cards had a season-high 25 assists in the win at Clemson. UofL assisted on 23 of 28 buckets in the win at Miami, good for 82.1 percent, which marked a season high.

LOCK DOWN DEFENSE

■ **Scoring Defense** - Louisville is limiting opponents to just 54.9 points per game, which ranks second in the ACC and 17th in the country. In nine games they limited opponents to 49 points or less, including a program-record tying 25 points vs. Bellarmine.

■ **Smallest Point Total** - 10 times this season, UofL's defense has limited its opponent to the smallest point total of the season. The Cardinals limited Bellarmine to a program-record tying 25 points, UT Martin to a season-low 30 points, Cal Poly to a season-low 32, Michigan to a season-low 48, Kentucky to a season-low 58, Eastern Kentucky to a season-low 38, Boston College to a season-low 49, Georgia Tech to a season-low 48, Pitt to a season-low 39 and Notre Dame to a season-low 47.

■ **Forcing Turnovers** - Louisville is forcing 19.4 turnovers over game, which leads the ACC and ranks 29th in the country. The Cardinals have forced double digit turnovers every game this season and 13 times have forced more than 20 turnovers. They forced 35 turnovers in the win over Pitt, which is the program record for most turnovers forced in an ACC game.

21-22 NATIONAL RANKINGS

Associated Press Top 25

(Week 19)		
1	South Carolina (20)	29-2
2	Stanford (9)	28-3
3	NC State (1)	29-3
4	Louisville	25-4
5	UConn	25-5
6	Texas	26-6
7	Baylor	27-6
8	Iowa	23-7
9	LSU	25-5
10	Iowa State	26-6
11	Indiana	22-8
12	Michigan	22-6
13	Maryland	21-8
14	Ohio State	23-6
15	Kentucky	19-11
16	Virginia Tech	23-9
17	North Carolina	23-6
18	Tennessee	23-8
19	Arizona	20-7
20	BYU	26-3
21	Notre Dame	22-8
22	Oklahoma	24-8
23	Florida Gulf Coast	29-2
24	UCF	25-3
25	Princeton	24-4

Others receiving votes: Ole Miss 20, Miami 19, Villanova 14, Colorado 10, Nebraska 4, Georgia 4, Kansas 3, Georgia Tech 3, Oregon 2, Florida 2, Gonzaga 1, IUPUI 1

Coaches Poll

(Week 19)		
1	South Carolina (27)	29-2
2	Stanford (4)	28-3
3	NC State	29-3
4	Louisville	25-4
5	Baylor	27-6
6	UConn	25-5
7	Texas	26-6
8	Iowa State	26-6
9	LSU	25-5
10	Iowa	23-7
11	Indiana	22-8
12	Michigan	22-6
13	Maryland	21-8
14	BYU	26-3
15	Ohio State	23-6
16	Arizona	20-7
17	Tennessee	23-8
18	North Carolina	23-6
19	Oklahoma	24-8
20	Florida Gulf Coast	29-2
21	Notre Dame	22-8
22	Kentucky	19-11
23	Virginia Tech	23-9
24	UCF	25-3
25	Georgia	20-9

Others receiving votes: Georgia Tech 13, Liberty 12, Oregon 10, Princeton 9, Ole Miss 9, South Florida 9, Utah 6, Gonzaga 4, Florida 3, South Dakota 2, South Dakota State 1, UMass 1, Colorado 1

Louisville in the Polls

Date	AP	CP
Preseason	6	6
Nov. 15	10	n/a
Nov. 23	10	7
Nov. 29	10	5
Dec. 6	7	5
Dec. 13	6	4
Dec. 20	3	3
Dec. 27	3	2
Jan. 3	3	2
Jan. 10	3	2
Jan. 17	3	2

Date	AP	CP
Jan. 24	5	4
Jan. 31	4	4
Feb. 7	3	3
Feb. 14	3	3
Feb. 21	4	4
Feb. 28	4	4
Mar. 7	5	5
Mar. 14	4	4

STAYING IN THE AP TOP 10

UofL has remained in the AP Top 10 for 94 straight polls and the USA Today Top 10 for 93 straight polls, dating back to the 2017 preseason polls, both program records. Louisville has remained in the AP Top 25 for 123 straight weeks and the USA Today Top 25 for 124 weeks, both dating back to Jan. 11, 2016, also program records.

VS. AP TOP 25

UofL is 8-3 against AP Top 25 teams this season with a 70-48 win over No. 12 Michigan, a 64-58 win over No. 14 Kentucky, a 69-64 win over No. 7 UConn, a 50-48 win at No. 16 Georgia Tech, a 77-65 win over No. 21 Duke, a 73-47 win over No. 18 Notre Dame, a 70-56 win over No. 23 Virginia Tech and a 86-64 win over No. 14 Notre Dame. Over the past five seasons, the Cards are 31-14 against AP Top 25 teams.

PRESEASON AP AND USA TODAY RANKINGS

UofL was ranked sixth in the 2021-22 Associated Press preseason poll. The Cardinals received 575 points, 14 points shy of fifth place NC State. They were also picked sixth in the USA Today poll with 642 points.

■ **Preseason Top 10** - It marks the seventh consecutive season that Louisville has been ranked in the top 10 of the AP preseason poll, the 10th time in the past 11 years and the 11th time in Walz's 15-year tenure. Prior to his arrival, the Cardinals had never been ranked in the AP preseason Top 10.

REACHING #1

Last season, on Jan. 18, UofL reached No. 1 in the AP and USA Today polls for the first time in program history. UofL is one of seven teams to be ranked No. 1 in the AP poll the last decade, joined by Baylor, UConn, Notre Dame, Oregon, South Carolina and Stanford.

LOCKDOWN DEFENSE (cont.)

■ **On Pace for All-Time Best Defense** - The Cardinals are giving up just 54.9 points per game, which is on pace to be the fewest points allowed per game in program history. The program record is 56.4 points per game allowed in 2019-20. In seven of the previous nine seasons, the Cardinals have allowed less than 60 points per game.

■ **Limiting All-Americans** - In the win over Kentucky, the Louisville defense limited consensus All-American Rhyné Howard to a season-low nine points. It marked her fewest points since she had eight points at Tennessee on Jan. 24, 2021. In the win over Michigan, UofL limited consensus All-American Naz Hillmon to a season-low 12 points.

■ **Allowing One Field Goal in a Quarter** - In the first quarter of UofL's win over Notre Dame, the Cardinals limited the Irish to one field goal (1-13). Six times this season, Louisville has limited an opponent to one field goal in a quarter. In the second quarter of UofL's win over Wake Forest, the Cardinals limited the Demon Deacons to one field goal (1-14). In back-to-back games, the Cardinals limited ECU to one field goal (1-7) in the third quarter and Kentucky to one field goal (1-13) in the third quarter. UofL also limited Bellarmine to one field goal in the third (1-10) and fourth quarter (1-13).

■ **Allowing 55 points combined in back-to-back games** - Louisville allowed just 55 points combined in back-to-back victories over Bellarmine (W, 82-25) and UT Martin (W, 62-30), setting a program record for the fewest points allowed in a two-game stretch in program history. The previous record was 57 points in wins over Wagner (W, 106-32) on Dec. 21, 2012 and Tennessee State (W, 88-25) on Dec. 31, 2012.

■ **Fewest points allowed in program history** - UofL limited Bellarmine to 25 points, which tied the program record for fewest points allowed in a game. The Cards twice allowed 25 points previously - on Nov. 29, 1977 vs. Centre (W, 97-25) and on Dec. 31, 2012 vs. Tennessee State (W, 88-25).

■ **Lowest FG percentage allowed in Walz era** - They limited Bellarmine to 14.9 percent (7-47) shooting, which is the lowest field goal percentage allowed in the Jeff Walz era. The previous low was when they limited Tennessee State to 16.7 percent shooting (9-54) in that 88-25 win on Dec. 31, 2012.

REACHING THE CENTURY MARK/BEST SHOOTING PERCENTAGE

Louisville scored a season-high 100 points and shot 53.2 percent in the win at Syracuse. It marked the Cardinals' first 100-point game since they scored a program-record 116 points in the 116-75 win over No. 20 DePaul on Dec. 2020. They scored what was a season-high 93 points, while shooting a season-high 58.2 percent in the game before at Clemson.

■ **Wins over Clemson/Syracuse** - In back-to-back wins at Clemson and Syracuse, Louisville averaged 96.5 points and 24.0 assists, while shooting 55.6 percent from the floor. Their scoring margin was +29.0 in those two games.

BEST FANS IN THE COUNTRY

Louisville is averaging 8,224 fans at the KFC Yum! Center this season, which tops the ACC and ranks fourth in the country. The 8,224 fans per game would rank eighth in ACC men's basketball. For 12 straight seasons, they have led the ACC and ranked in the top five in the country in attendance.

They had a season-high 12,167 fans vs. Kentucky, which marks the 11th largest attendance in women's basketball this season. It marked the largest attendance since they had 12,193 vs. Miami on Feb. 7, 2019. Last season, UofL averaged 2,557 socially distanced fans, which ranked second in the country. They averaged 9,159 fans per game in 2019-20, which topped the ACC and ranked fifth in the country.

HOME COURT ADVANTAGE

With the win over UAlbany, UofL is 15-0 at the KFC Yum! Center this season. They finished the regular season a perfect 14-0 at home, which marked first time they have finished the regular season undefeated at the KFC Yum! Center. Two other times, Louisville finished undefeated at home. In 1996-97, they were 11-0 at home and 20-9 overall and in 2000-01 they finished 13-0 at home and 19-10 overall. In 2013-14, they won their first 17 games at home and finished 18-2. Dating back to last season, UofL has won 17 straight at home, which ties the longest home winning streak in program history. They won 17 straight in 2013-14 and they won their final five home games in 2016-17 and their first 12 in 2017-18. UofL is 75-4 at home the past five seasons.

■ **More on Home Court** - All-time at the venue, UofL holds a plus-22.2 scoring margin. Prior to last season's crowd being limited to 15 percent, Louisville was averaging 9,328 fans per contest and had welcomed over one million and a half fans through the doors of the KFC Yum! Center.

CAREER 20-POINT GAMES

Liz Dixon (1 at UofL, 4 career) *at Georgia Tech

Miami	1/26/21	21
Wake Forest*	2/10/19	22
Pitt*	2/7/19	21
Duke*	1/10/19	22

Emily Engstler (1 at UofL, 3 career) *at Syracuse

UT Martin	11/17/21	20
vs. Louisville*	3/6/21	21
Notre Dame*	1/5/20	22

Chelsie Hall (9 career) *at Vanderbilt

Kentucky*	1/17/21	24
at Tennessee*	2/23/20	20
Ole Miss*	2/9/20	21
Florida*	3/3/19	20
Tennessee State*	11/21/18	23
at Middle Tennessee*	11/9/18	23
at Alabama*	1/21/18	21
Belmont*	12/21/17	26
vs. Ball State *	11/20/17	25

Kianna Smith (6 at UofL, 8 career) *at California

at Notre Dame	2/27/22	20
at Miami	2/1/22	21
Syracuse	1/13/22	20
Eastern Kentucky	12/16/21	22
Georgia Tech	2/21/21	21
vs. DePaul	12/4/20	21
Oregon*	2/8/19	20
vs. Virginia*	3/16/18	20

Hailey Van Lith (8)

UAlbany	3/18/22	20
at Notre Dame	2/27/22	20
Virginia Tech	2/20/22	20
at Clemson	2/3/22	34
Syracuse	1/13/22	20
Wake Forest	3/5/21	24
vs. DePaul	12/4/20	21
Eastern Kentucky	11/29/20	20

CAREER DOUBLE-DOUBLES

Olivia Cochran (5)

vs. Northwestern	3/24/21	13 pts., 15 rebs.
vs. Syracuse	3/6/21	10 pts., 10 rebs.
at Wake Forest	1/24/21	10 pts., 11 rebs.
at Duke	12/9/20	11 pts., 12 rebs.
vs. DePaul	12/4/20	18 pts., 10 rebs.

Liz Dixon (2 at UofL, 6 career) *at Georgia Tech

Florida State	1/17/21	10 pts., 10 rebs.
Western Kentucky	11/5/19	10 pts., 13 rebs.
Duke*	1/10/19	22 pts., 17 rebs.
Boston College*	1/3/19	12 pts., 10 rebs.
Georgia*	11/18/18	10 pts., 11 rebs.
Western Carolina*	11/14/18	13 pts., 10 rebs.

Emily Engstler (10 at UofL, 26 career) *at Syracuse

at Notre Dame	2/27/22	17 pts., 10 rebs.
at Pitt	2/24/22	17 pts., 15 rebs.
Virginia Tech	2/20/22	19 pts., 15 rebs.
at Syracuse	2/6/22	11 pts., 10 rebs.
Florida State	1/27/22	19 pts., 12 rebs.
at NC State	1/20/22	15 pts., 11 rebs.
Pitt	1/6/22	12 pts., 10 rebs.
Eastern Kentucky	12/16/21	11 pts., 10 rebs.
Michigan	12/2/21	18 pts., 14 rebs.
Bellarmine	11/16/21	12 pts., 14 rebs.
vs. South Dakota State*	3/21/21	18 pts., 12 rebs.
vs. Louisville*	3/6/21	21 pts., 10 rebs.
Pitt*	1/28/21	12 pts., 13 rebs.
at Louisville*	1/21/21	16 pts., 11 rebs.
North Carolina*	1/19/21	11 pts., 13 rebs.
Miami (FL)*	1/17/21	11 pts., 10 rebs.
at North Carolina*	12/17/20	18 pts., 10 rebs.
at North Carolina*	2/13/20	16 pts., 15 rebs.
at Virginia*	2/2/20	10 pts., 11 rebs.
Notre Dame*	1/5/20	22 pts., 15 rebs.
Michigan State*	12/20/19	13 pts., 17 rebs.
Michigan*	12/5/19	10 pts., 14 rebs.
Green Bay*	11/30/19	12 pts., 16 rebs.
Houston*	11/28/19	14 pts., 15 rebs.
Albany*	11/16/19	14 pts., 10 rebs.
UMES*	11/12/19	15 pts., 11 rebs.

Chelsie Hall (1 career) *at Vanderbilt

vs. Tennessee State*	11/21/18	23 pts., 10 ast.
----------------------	----------	------------------

Kianna Smith (1)

Northern Kentucky	1/1/21	11 pts., 10 rebs.
-------------------	--------	-------------------

Hailey Van Lith (1)

vs. ECU	11/29/20	20 pts., 11 ast.
---------	----------	------------------

MOST UOFL VICTORIES

At 26-4, UofL is tied for 10th all-time for most wins in a single season in program history. The top eight and 12 of the 13 top win totals have come under Walz.

PAST FIVE SEASONS

Louisville is 148-19 (.887) over the last five seasons, which ranks third behind UConn and Baylor for the most wins during that span.

ROAD WARRIORS

UofL went 10-2 in true road games this season. They went 7-1 in true road games last season and are 52-7 over the past five seasons. Two of the seven losses came to No. 1 teams (1/10/19 at No. 1 ND, L, 82-68; 2/12/18 at No. 1 UConn, L, 69-58).

70-PLUS POINTS/50 PERCENT SHOOTING

■ **70 Points** - Louisville is 18-0 when scoring 70-plus points this season. Last season, UofL went 21-0 when scoring 70 points or more and they are 60-0 the past three seasons. UofL is 289-23 when surpassing the 70-point mark under Walz.

■ **50 Percent** - UofL is 10-0 when shooting above 50 percent and shot a season-best 58.5 percent at Notre Dame. Overall, they boast a 134-1 record when shooting 50 percent or better from the field under Walz.

VAN LITH, KIANNA SMITH, ENGSTLER NAMED TO MIDSEASON WATCH LISTS

Hailey Van Lith was one of 10 players to the Drysdale Award Midseason Watch List, Kianna Smith was one of 10 players named to the Drysdale Award Watch List and Emily Engstler was one of 10 players named to the Cheryl Miller Award Watch List.

■ In November, Hailey Van Lith, Kianna Smith, Emily Engstler and Olivia Cochran were all named to their preseason position award watch list. Louisville was one of five schools with a student-athlete on four of the five lists, joined by South Carolina, Stanford, Tennessee and UConn.

THAT'S BALANCE

In the win at Syracuse, a season-high six players scored in double figures - Dixon (18), K. Smith (16), A. Smith (13), Engstler (11), Hall (11), Van Lith (10). It's the first time six players have scored in double figures since a 79-68 win over North Carolina on Jan. 28, 2021. In wins over BC and Pitt, five players scored 10-plus points. Seven different players (Van Lith - 11, K. Smith - 9, Engstler - 8, Dixon - 3, Hall - 1, A. Smith - 1, Cochran - 1) have led the Cards in scoring this season.

RUSSELL COMPETES FOR CANADA

Merissah Russell competed for the Canadian National Team at the FIBA Women's Basketball World Cup 2022 Qualifying Tournament in Osaka, Japan. She had two points in the 86-79 loss to Japan and then had five points in the 96-64 win over Bosnia and Herzegovina. She missed the Syracuse and Notre Dame games.

VAN LITH NAMED TO NAISMITH TROPHY WATCH LIST, NO. 18 BY ESPN

Hailey Van Lith was named to the Naismith Trophy Watch List and was ranked No. 18 on ESPN's Top 25 women's basketball players list.

■ ESPN writer Katie Barnes on Van Lith, "At just 5-7, Van Lith was among the best rebounders on Louisville's squad last season. Her tenacity and physicality make her stand out on the court. Her 38.3% 3-point shooting led the Cardinals last season, and with the graduation of Dana Evans, look for Van Lith to increase her scoring. Louisville has been a perennial power in the ACC, and if Van Lith has a breakout season, the Cardinals could be serious contenders."

■ ESPN analyst Debbie Antonelli on Van Lith, "Trustworthy in late-game playmaking situations with elite handle, decisions and free throw shooting; shot-making abilities outside arc and inside lane; dangerous on the catch, aggressive first step make her hard to guard."

RETURNING POINT PRODUCTION/STARTERS

After losing Dana Evans to graduation, UofL returns 50.4 points per game, which accounts for 65.5 percent of their production from last year. Entering the 2021-22 campaign, the Cards returned six players that made a combined 113 starts in a Louisville uniform (Van Lith - 30, Cochran - 25, Robinson - 22, K. Smith - 20, Dixon - 11, A. Smith - 5).

ROSTER BREAKDOWN

Louisville returns nine players from last year's team, brings in five newcomers and had three departures, including two-time ACC Player of the Year and WBCA All-American Dana Evans.

Most UofL Victories

Year	Record	NCAA Postseason
2017-18	36-3	Final Four
2008-09	34-5	Runner-Up
2013-14	33-5	Elite Eight
2018-19	32-4	Elite Eight
2016-17	29-8	Sweet 16
2012-13	29-9	Runner-Up
2019-20	28-4	*No NCAA Tourney
2014-15	27-7	Sweet 16
2006-07	27-8	2nd Round
2021-22	26-4	TBD
2020-21	26-4	Elite Eight
2015-16	26-8	2nd Round
2007-08	26-10	Sweet 16

THE LAST TIME LOUISVILLE ...**Defeated an AP Top 5 team:**

Feb. 13, 2020 - No. 4 NC State, W, 66-59

Defeated an AP Top 25 team:

February 27, 2022 - at No. 14 Notre Dame, W, 86-64

Scored 100 or more points:

Feb. 6, 2022 - at Syracuse, W, 100-64

Scored less than 50 points:

Jan. 21, 2018 - No. 12 Florida State, L, 50-49

Allowed 100 or more points:

Dec. 20, 2009 - Kentucky, L, 101-67

Held a team to less than 50 points:

Feb. 13, 2022 - No. 18 Notre Dame, W, 73-47

Won an overtime game:

Dec. 19, 2019 - at UT Martin, W, 71-63 (2OT)

Lost an overtime game:

Nov. 12, 2021 - vs. No. 15 Arizona, L, 61-59 (OT)

Played a double-overtime game:

Dec. 19, 2019 - at UT Martin, W, 71-63 (2OT)

THE LAST TIME UOFL HAD ...**A player score 30 points:**

34, Hailey Van Lith at Clemson (2/4/22)

A player score 35 points:

47, Asia Durr vs. NC State (2/28/19)

A player score 40 points:

47, Asia Durr vs. NC State (2/28/19)

Two players score 20 points in a game:

20, Kianna Smith; 20, Hailey Van Lith at Notre Dame (2/27/22)

Three players score 20 points in a game:

21, Kianna Smith; 21, Hailey Van Lith; 20, Dana Evans vs. DePaul (12/4/20)

A player grab 15 boards:

15, Emily Engstler at Pitt (2/24/22)

A player grab 20 boards:

20, Angel McCoughtry vs. Syracuse (2/3/09)

Two or more players grab 10 rebounds in a game:

11, Emily Engstler; 10, Olivia Cochran at Oregon (2/6/22)

A player dish out 10 assists:

10, Dana Evans at Kentucky (12/15/19)

A player record five or more steals:

7, Emily Engstler vs. Albany (3/18/22)

A player with five or more blocked shots:

5, Emily Engstler vs. FSU (1/27/22)

Two players record a double-double:

Dana Evans, Kylee Shook at Kentucky (12/15/19)

Three players record a double-double:

M. Hines-Allen, M. Moore, S. Fuehring vs. Va. Tech (2/9/17)

Six players score in double figures:

Dixon (18), K. Smith (16), A. Smith (13), Engstler (11), Hall (11), Van Lith (10) at Syracuse (2/6/22)

Seven players score in double figures:

Durr (12), Fuehring (12), Jones (12), Dunham (11), Hines-Allen (11), Shook (11), Evans (10) vs. TSU (12/12/17)

A player records a triple-double:

11 pts., 11 rbs., 10 assts. Mariya Moore vs. Syracuse (12/29/16)

A player with 7 or more 3-pointers:

7, Dana Evans at Boston College (1/16/20)

A player with 10 or more made free throws:

11, Hailey Van Lith vs. Arizona (11/12/21)

A player hit a last-second shot to win a game:

Emily Engstler, :03.3 at No. 16 Georgia Tech, 50-48 (1/2/21)

WALZ IN THE BIG DANCE

Walz boasts a 34-12 record in NCAA Tourney games. Entering the 2022 NCAA Tournament, he ranked ninth all-time in winning percentage and fifth among active coaches. He has directed UofL to a pair of national runner-up finishes (2009, 2013), three Final Fours (2009, 2013, 2018), six Elite 8's, 10 trips to the Sweet 16 and 13 NCAA Tournaments.

NCAA Tournament All-Time Winning Percentage
(Entering 2022 NCAA Tournament)

No.	Coach	Record	Years
1.	Geno Auriemma, UConn	.856 (125-21)	1989-pres
2.	Pat Summitt, Tennessee	.830 (112-23)	1982-2012
3.	Kim Mulkey, Baylor	.768 (53-16)	2001-pres
4.	Vic Schaefer, Miss. St./Texas	.760 (19-6)	1990-pres
5.	Linda Sharp, USC/Texas St.	.760 (19-6)	1982-1997
6.	Leon Barmore, Louisiana Tech	.747 (56-19)	1983-2002
7.	Tara VanDerveer, OSU, Stan	.744 (93-32)	1982-pres
8.	Muffet McGraw, Notre Dame	.736 (67-24)	1987-2020
9.	Jeff Walz, Louisville	.733 (33-12)	2008-pres
10.	Brenda Frese, Maryland	.698 (37-16)	2002-pres

WALZ GETS 400

Jeff Walz, already the winningest coach in program history, recorded his 400th career win at Boston College. He is one of 14 active head coaches to record 400 Division I wins at their first school.

WALZ NAMED NAISMITH COACH OF THE YEAR SEMIFINALIST

Walz is one of 10 coaches named to the list and one of two from the ACC, along with NC State's Wes Moore. It marks the fifth straight season that Walz has been named a Naismith Coach of the Year semifinalist.

SUCCESS IN THE CLASSROOM

UofL achieved a collective 3.326 grade-point average for the 2021 fall semester, which marked the 15th straight semester they have earned better than a 3.0 cumulative GPA. Eleven student-athletes earned a 3.0 or better GPA, while 10 earned Red & Black Scholar Athlete status for a 3.25 or better cumulative GPA.

CARDINALS SIGN BROWN, HARRIS, LESTER AND WALKER TO 2022 CLASS

Jalyn Brown, a 6-foot guard from Baltimore, Md., Nyla Harris, a 6-foot-2 forward from Windermere, Fla., Imani Lester, a 6-foot-3 forward from Raleigh, N.C. and Zyanna Walker, a 5-foot-8 guard from Wichita, Kan., have signed National Letters of Intent with the Louisville women's basketball program. Collegiate Girls Basketball Report ranks the 2022 class fourth nationally and first in the Atlantic Coast Conference.

■ **Brown** comes to Louisville from St. Frances Academy, the same high school that brought Angel McCoughtry. She is a four-star prospect and is ranked No. 78 overall and the No. 12 ranked wing by espnW HoopGurlz. She is also ranked the fifth best player in Maryland by Prep Girls Hoops. After spending her first two years at Riverdale Baptist in Upper Marlboro, Brown averaged 20.6 points and six rebounds as a junior at St. Frances, which played a condensed season because of the coronavirus pandemic.

■ **Harris** is a five-star prospect and is ranked No. 34 overall by espnW HoopGurlz and Prep Girls Hoops. espnW HoopGurlz also ranks Harris as the eighth best forward in the 2022 class. She was named the MaxPreps Player of the Year as a sophomore after averaging 11.3 points and 6.2 rebounds per game. She tallied 20 points, five rebounds and three blocks to lead Lake Highland Prep to a Florida 4A State Championship as a sophomore. She was named to the 2022 Naismith High School Trophy Underclassmen Girls Watch List.

■ **Lester** is a four-star prospect and is ranked No.57 overall and the eighth best post player by espnW HoopGurlz. Lester has played varsity basketball since the seventh grade and reached 1,000 career points in her freshman season at North Raleigh Christian Academy. She was named to the NCISAA 4A All-State team and the TISAC Player of the Year in 2019. Lester averaged 16 points, 12 rebounds, four blocks, four assists and two steals per game as a junior. She helped lead North Raleigh Christian Academy to the N.C. Independent School Athletic Association 4A state championship game and led the team with 16 points. Her father Avie Lester played at NC State and is the head coach at North Raleigh Christian Academy.

■ **Walker** is a four-star prospect and is ranked as high as No. 15 by Prep Girls Hoops. espnW HoopGurlz ranked her No. 38 overall and the No.10 guard in the class. Considered the top girls basketball player in Wichita, Walker averaged more than 20 points per game before tearing her ACL in her sophomore season. After a year of rehab, she tore her meniscus in the same leg, which forced her to miss her junior season. Walker was named Kansas Basketball Coaches Association Class 6A Second Team All-State as a sophomore. She was named to the 2022 Naismith High School Trophy Underclassmen Girls Watch List.

TOP TEAM EFFORTS UNDER JEFF WALZ

Most points scored in a game: 116 vs. DePaul, 12/4/20 (UofL 116, DePaul 75)

Most field goals made in a game: 49 vs. DePaul, 12/4/20 (UofL 116, DePaul 75)

Most 3-point field goals made in a game: 18 vs. Syracuse, 2/11/12 (UofL 89, SU 62)

Most free throws made in a game: 32 vs. Rutgers, 1/11/09 (UofL 64, RU 59)

Most free throws attempted in a game: 42 vs. Rutgers, 1/11/09 (UofL 64, RU 59)

Most total rebounds in a game: 68 vs. Loyola-Chicago, 11/9/13 (UofL 101, LC 54)

Most assists in a game: 28 vs. Ball State, 12/17/13 (UofL 105, BSU 67); vs. Chattanooga, 3/18/17 (UL 82, UTC 62)

Most steals in a game: 24 vs. BYU, 3/21/15 (UofL 86, BYU 53)

Most blocked shots in a game: 11 vs. DePaul, 12/4/20 (UofL 116, DePaul 75); vs. TSU, 12/2/18 (UofL 107, TSU 52)

Fewest turnovers in a game: 3 vs. Oregon State, 3/26/18 (UofL 76, OSU 43)

Fewest points allowed in a game: 25 vs. Bellarmine, 11/16/21 (UofL 82, BU 25); vs. Tennessee State, 12/31/12 (UofL 88, TSU 25)

Largest margin of victory: 74 vs. Wagner, 12/21/12 (UofL 106, WC 32)

Highest field goal percentage in a game: .678 (40-59) vs. IPFW, 11/29/10 (UofL 100, IPFW 79)

Highest 3-point percentage in a game (min. 8 attempts): .714 (10-14) vs. Rutgers, 3/8/09 (UofL 87, RU 82, 2 OT)

Lowest field goal percentage allowed: .149 (7-47) Bellarmine, 11/16/21 (UofL 82, BU 25)

HONORS**Olivia Cochran**

2021-22 Katrina McClain Award Watch List, 2020-21 ACC All-Freshman Team

Liz Dixon

2020-21 All-ACC Academic Team, 2018-19 ACC All-Freshman Team (Georgia Tech)

Emily Engstler

2021-22 Associated Press All-America Honorable Mention, 2021-22 Cheryl Miller Award Finalist, 2021-22 All-ACC First Team, 2021-22 ACC All-Defensive Team, ACC Player of the Week (Feb. 28, 2022), 2022 Naismith Trophy Player of the Year Midseason Team, 2022 Naismith Defensive Player of the Year Watchlist, Ranked No. 25 on ESPN's Top 25 Players List, Version 2.0, 2021 ACC All-Tournament Second Team (Syracuse), 2020-21 ACC Co-Sixth Player of the Year (Syracuse)

Chelsie Hall

2019-20 SEC Community Service Team (Vanderbilt), 2017-18 SEC All-Freshman Team (Vanderbilt)

Mykasa Robinson

2021-22 ACC All-Defensive Team, 2020-21 All-ACC Academic Team, 2020-21 ACC All-Defensive Team

Kianna Smith

ACC Player of the Week (Feb. 7, 2022), 2021-22 Ann Meyers-Drysdale Award Watch List, 2021 Women's Basketball Hall of Fame Showcase Most Outstanding Player, 2021 ACC All-Tournament First Team, 2020-21 All-ACC Academic Team, 2020-21 Preseason ACC Newcomer Watch List

Hailey Van Lith

2021-22 All-ACC First Team, 2021-22 Nancy Lieberman Award Watch List, Ranked No. 18 on ESPN's Top 25 Players List, 2021-22 Naismith Trophy Watch List, 2021-22 Preseason All-ACC, 2021 ACC All-Tournament First Team, 2020-21 All-ACC Academic Team, 2020-21 ACC All-Freshman Team, 2020-21 Preseason ACC Newcomer Watch List, 2020-21 Naismith Award Watch List, 2020-21 Lieberman Award Watch List

Payton Verhulst

2021-22 ACC All-Freshman Team

Jeff Walz

2021-22 Naismith Coach of the Year Late Season Watch List, 2020-21 Naismith Coach of the Year Semifinalist, 2019-20 Naismith Coach of the Year Semifinalist, 2019 USA Basketball National Coach of the Year, 2018-19 Naismith Coach of the Year Semifinalist, 2017-18 ACC Coach of the Year, 2017-18 Naismith Coach of the Year Semifinalist

2021-22 Women's Basketball Results**RECORD:** 26-4 Overall (Home: 15-0; Away: 10-2; Neutral: 2-2; ACC: 16-2)

Date	Opponent	Dec.	Result	Margin	Rec.	High Scorer	High Rebounder	High Assists	Attendance
N 12	vs. Arizona ^	L	59-61 (OT)	-2	0-1	Van Lith - 19	Engstler - 8	Hall, Robinson - 3	2,345
N 16	vs. Bellarmine	W	82-25	+57	1-1	Engstler - 12	Engstler - 14	Verhulst - 4	7,014
N 17	vs. UT Martin	W	62-30	+32	2-1	Engstler - 20	Cochran - 7	Hall, K. Smith, Van Lith, Verhulst - 3	6,809
N 20	at Washington	W	61-53	+8	3-1	Dixon, K. Smith - 13	Engstler - 8	Hall - 4	1,884
N 23	at Cal Poly	W	72-32	+40	4-1	Dixon - 15	Engstler - 9	Robinson, Smith - 4	662
N 28	at Colorado State	W	71-56	+15	5-1	K. Smith, A. Smith - 11	Engstler - 8	Cochran - 6	1,336
D 2	vs. Michigan	W	70-48	+22	6-1	Engstler - 18	Engstler - 14	Robinson - 4	7,309
D 5	vs. Belmont	W	80-66	+14	7-1	Van Lith - 16	Engstler - 8	K. Smith - 5	7,092
D 12	vs. Kentucky	W	64-58	+6	8-1	Hall - 15	Engstler - 10	Robinson - 3	12,167
D 16	vs. Eastern Kentucky	W	82-38	+44	9-1	K. Smith - 22	Engstler - 19	Hall, Konno, Robinson - 4	6,937
D 19	vs. UCONN ^	W	69-64	+5	10-1	K. Smith, Van Lith - 16	Engstler - 6	Hall, K. Smith, Van Lith - 3	8,204
D 30	vs. Boston College	W	79-49	+30	11-1	Engstler - 14	Dixon, Engstler - 7	Engstler, Konno - 4	7,709
J 2	at Georgia Tech	W	50-48	+2	12-1	Engstler - 14	Cochran - 13	K. Smith - 3	1,918
J 6	vs. Pittsburgh	W	81-39	+42	13-1	Engstler, Van Lith - 12	Engstler - 10	Hall - 5	6,703
J 13	vs. Syracuse	W	84-71	+13	14-1	K. Smith, Van Lith - 20	Engstler - 8	Engstler, K. Smith - 5	7,307
J 16	at Boston College	W	63-53	+10	15-1	K. Smith - 18	Engstler - 7	Robinson - 4	1,066
J 20	at NC State	L	59-68	-9	15-2	Cochran - 19	Engstler - 11	Van Lith - 4	5,500
J 23	vs. Wake Forest	W	72-60	+12	16-2	Van Lith - 17	Engstler - 8	Robinson - 7	8,802
J 27	vs. Florida State	W	75-62	+13	17-2	Engstler - 19	Engstler - 12	K. Smith - 5	7,755
J 29	vs. Duke	W	77-65	+12	18-2	Van Lith - 17	Engstler, K. Smith - 5	Dixon, Hall, Robinson, K. Smith, Van Lith - 3	9,001
F 1	at Miami	W	69-66	+3	19-2	K. Smith - 21	Engstler - 9	K. Smith - 7	-
F 3	at Clemson	W	93-71	+22	20-2	Van Lith - 34	Engstler - 8	K. Smith - 8	493
F 6	at Syracuse	W	100-64	+36	21-2	Dixon - 18	Cochran - 11	K. Smith, Engstler - 6	1,401
F 13	vs. Notre Dame	W	73-47	+26	22-2	K. Smith - 17	Engstler - 12	Engstler - 5	10,056
F 17	at North Carolina	L	65-66	-1	22-3	Van Lith - 17	Engstler - 8	K. Smith - 9	2,115
F 20	vs. Virginia Tech	W	70-56	+14	23-3	Van Lith - 20	Engstler - 15	Engstler, Hall, Robinson - 2	10,294
F 24	at Pittsburgh	W	66-55	+11	24-3	Engstler - 17	Engstler - 15	Verhulst - 3	1,344
F 27	at Notre Dame	W	86-64	+22	25-3	K. Smith, Van Lith - 20	Engstler - 10	Engstler - 6	7,531
M 4	vs. Miami	L	59-61	-2	25-4	Hall - 13	Engstler - 9	Robinson - 3	
M 18	vs. UAlbany	W	83-51	+32	26-4	Van Lith - 20	Engstler - 7	K. Smith - 5	8,047

Louisville Women's Basketball Specialty Statistics

GAME	Points in Paint	Points Off TO	2nd Chance	Fast Break	Bench	Largest Lead	Largest Deficit	Times Tied	Lead Changes	Margins Half	Margins Final
vs. Arizona ^	24/24	13/9	12/7	15/4	12/11	4 (1st, 8:13)	7 (2nd, 3:18)	11	9	-3	-2
vs. Bellarmine	52/10	32/6	24/2	20/0	42/11	57 (4th, 0:57)	0 (1st, 10:00)	0	0	+34	+57
vs. UT Martin	26/18	23/8	8/2	6/0	24/0	33 (4th, 4:24)	0 (1st, 10:00)	0	0	+21	+32
at Washington	34/30	17/13	7/8	18/8	19/15	16 (3rd, 3:13)	5 (1st, 6:47)	4	2	+10	+8
at Cal Poly	30/10	27/8	15/2	13/4	34/22	40 (4th, 0:17)	4 (1st, 8:23)	1	1	+18	+40
at Colorado State	20/16	14/10	6/0	5/5	32/17	21 (4th, 3:21)	0 (1st, 10:00)	0	0	+16	+15
vs. Michigan	32/28	32/11	16/7	9/0	16/10	26 (4th, 3:21)	5 (1st, 6:33)	2	1	+24	+22
vs. Belmont	46/28	18/12	16/4	10/6	20/14	23 (3rd, 0:09)	0 (1st, 10:00)	3	0	+15	+14
vs. Kentucky	32/28	21/9	8/6	8/6	18/8	10 (2nd, 8:14)	2 (1st, 9:05)	4	5	-1	+6
vs. Eastern Kentucky	38/8	26/5	8/6	9/0	26/18	44 (4th, 0:30)	2 (1st, 9:18)	1	1	+23	+44
vs. UConn ^	12/38	15/12	8/18	21/8	22/4	6 (3rd, 5:28)	10 (1st, 4:13)	1	7	-3	+5
vs. Boston College	40/24	19/6	12/12	9/2	34/16	35 (4th, 1:44)	1 (1st, 3:28)	2	4	+11	+30
at Georgia Tech	20/8	15/17	6/9	6/0	9/2	3 (3rd, 9:34)	11 (2nd, 9:01)	4	3	0	+2
vs. Pittsburgh	34/18	32/5	9/3	16/4	29/20	45 (4th, 3:40)	0 (1st, 0:00)	0	0	+27	+42
vs. Syracuse	46/22	24/11	5/8	6/0	14/4	13 (4th, 0:21)	1 (3rd, 1:44)	4	4	+5	+13
at Boston College	30/32	27/15	14/5	11/8	13/10	15 (4th, 1:04)	10 (1st, 0:01)	1	1	+7	+10
at NC State	32/28	18/22	18/14	4/11	4/27	16 (2nd, 2:57)	13 (4th, 0:43)	1	9	+13	-9
vs. Wake Forest	28/12	21/19	7/11	10/4	25/6	33 (3rd, 3:47)	4 (1st, 1:40)	3	6	+18	+12
vs. Florida State	32/20	18/4	8/6	6/4	22/6	16 (4th, 2:50)	4 (1st, 5:00)	2	4	+11	+13
vs. Duke	24/20	29/17	17/6	6/2	25/13	20 (2nd, 5:04)	0 (1st, 10:00)	0	0	+18	+12
at Miami	28/28	19/18	13/8	0/13	4/18	8 (2nd, 3:39)	9 (4th, 6:13)	5	15	0	+3
at Clemson	46/26	19/15	15/10	15/6	30/7	26 (4th, 0:37)	4 (1st, 4:57)	4	4	+5	+22
at Syracuse	60/20	21/12	32/12	11/1	43/12	39 (4th, 0:22)	0 (1st, 0:00)	0	0	+11	+36
vs. Notre Dame	36/28	22/16	17/6	10/2	12/5	29 (4th, 3:04)	3 (1st, 2:25)	2	6	+11	+26
at North Carolina	28/24	13/12	3/9	12/5	10/7	10 (2nd, 4:48)	3 (1st, 6:37)	8	13	+5	-1
vs. Virginia Tech	44/16	21/11	15/4	6/0	12/19	24 (4th, 9:37)	0 (1st, 10:00)	0	0	+11	+14
at Pittsburgh	42/24	20/9	12/13	21/6	16/16	12 (4th, 6:14)	4 (1st, 8:22)	4	2	+6	+11
at Notre Dame	38/26	19/16	6/1	8/10	13/15	42 (2nd, 3:32)	0 (1st, 10:00)	0	0	+39	+22
vs. Miami	20/20	15/16	9/7	6/6	13/18	16 (4th, 9:15)	2 (1st, 6:33)	4	3	+5	-2
vs. UAlbany	44/24	37/9	18/10	8/4	15/14	32 (4th, 5:39)	0 (1st, 10:00)	0	0	+28	+32

Louisville Women's Basketball Game-by-Game Team Statistics

Teams	FG-FGA	Pct	3FG-FGA	Pct	FT-FTA	Pct	O	D	Reb	PF-D	A	TO	Blk	Stl	1Q	2Q	3Q	4Q	OT	TOT
Arizona Louisville	22-60 15-56	.367 .286	5-19 2-11	.263 .182	12-14 25-30	.857 .833	13 14	28 26	41 40	21-1 21-0	16 6	17 17	6 2	7 4	8 9	17 13	16 18	13 14	7 5	61 59
Bellarmine LOUISVILLE	7-47 37-70	.149 .529	2-12 5-21	.167 .238	9-12 3-7	.750 .429	10 22	14 32	24 54	15-1 14-0	3 21	29 20	0 5	5 15	10 28	4 20	4 16	7 18		25 82
UT Martin LOUISVILLE	11-40 23-52	.275 .442	2-16 7-13	.125 .538	6-8 9-12	.750 .750	4 10	20 26	24 36	13-0 16-0	6 17	18 11	0 7	6 8	5 18	6 14	11 16	8 14		30 62
Washington Louisville	21-53 26-63	.396 .413	6-16 2-10	.375 .200	5-9 7-11	.556 .636	9 9	27 26	36 35	9-0 10-0	11 12	20 9	8 4	4 8	15 13	8 20	15 21	15 7		53 61
Cal Poly Louisville	12-59 31-66	.203 .470	2-17 7-26	.118 .269	6-9 3-5	.667 .600	12 12	24 37	36 49	11-0 8-0	9 19	23 20	1 7	8 12	9 14	7 20	7 18	9 20		32 72
Colorado State Louisville	19-49 28-53	.388 .528	5-15 5-10	.333 .500	13-19 10-13	.684 .769	2 7	20 32	22 39	10-0 19-0	10 14	13 15	2 4	7 6	10 24	15 17	15 16	16 14		56 71
Michigan LOUISVILLE	17-46 29-64	.370 .453	2-15 9-20	.133 .450	12-16 3-5	.750 .600	6 15	20 24	26 39	15-0 22-0	7 13	24 19	3 3	6 15	9 15	6 24	19 17	14 14		48 70
Belmont LOUISVILLE	28-62 34-63	.452 .540	9-29 5-10	.310 .500	1-1 7-10	1.000 .700	8 14	16 26	24 40	14-0 9-0	9 17	18 16	0 2	6 10	12 17	12 22	20 25	22 16		66 80
Kentucky LOUISVILLE	21-54 26-65	.389 .400	3-13 4-13	.231 .308	13-20 8-12	.650 .667	11 13	26 24	37 37	18-1 18-1	11 9	21 13	3 6	0 10	13 19	20 13	6 12	19 20		58 64
Eastern Kentucky LOUISVILLE	12-47 33-65	.255 .508	5-16 11-27	.313 .407	9-13 5-6	.692 .833	7 12	20 30	27 42	8-0 14-0	6 23	25 13	2 5	8 15	10 25	18 26	5 19	5 12		38 82
UConn Louisville	27-64 22-51	.422 .431	3-15 8-15	.200 .533	7-10 17-20	.700 .850	17 10	20 22	37 32	17-0 15-0	12 12	14 13	2 2	4 6	16 9	12 16	17 17	19 27		64 69
Boston College LOUISVILLE	17-48 30-64	.354 .469	2-15 5-15	.133 .333	13-26 14-21	.500 .667	9 13	24 27	33 40	16-0 20-0	7 17	21 11	2 2	4 11	11 12	13 23	13 24	12 20		49 79
Georgia Tech Louisville	15-46 19-52	.326 .365	8-17 5-16	.471 .313	10-18 7-16	.556 .438	9 12	25 24	34 36	15-1 18-1	12 9	22 17	1 6	6 10	11 3	9 17	12 7	16 23		48 50
Pittsburgh LOUISVILLE	14-54 28-70	.259 .400	2-9 8-21	.222 .381	9-15 17-18	.600 .944	14 13	29 30	43 43	17-0 15-0	9 17	35 15	5 5	7 19	8 19	5 21	12 23	14 18		39 81
Syracuse LOUISVILLE	26-54 34-66	.481 .515	8-17 7-17	.471 .412	11-14 9-10	.786 .900	9 11	22 20	31 31	16-0 9-0	10 22	20 10	3 1	4 11	18 23	17 17	21 19	15 25		71 84
Boston College Louisville	21-56 26-58	.375 .448	2-15 4-10	.133 .400	9-16 7-11	.563 .636	17 16	19 22	36 38	15-0 22-0	13 13	24 21	4 6	10 11	20 10	5 22	14 16	14 15		53 63
NC State Louisville	23-55 25-69	.418 .362	6-19 2-12	.316 .167	16-19 7-12	.842 .583	13 18	29 21	42 39	15-0 19-0	14 12	15 12	3 4	4 7	15 18	6 16	16 17	31 8		68 59
Wake Forest LOUISVILLE	16-54 26-51	.296 .510	9-21 8-15	.429 .533	19-27 12-14	.704 .857	17 9	16 25	33 34	15-0 23-0	8 19	17 17	2 2	6 9	22 21	4 23	11 19	23 9		60 72
Florida State LOUISVILLE	25-55 26-63	.455 .413	2-9 7-16	.222 .438	10-13 16-19	.769 .842	10 14	25 21	35 35	17-1 9-0	12 16	17 8	5 9	3 6	10 13	15 23	23 21	14 18		62 75
Duke LOUISVILLE	21-43 29-61	.488 .475	8-15 11-32	.533 .344	15-21 8-9	.714 .889	6 11	20 17	26 28	17-1 22-1	7 20	20 15	1 4	6 7	14 25	13 20	20 15	18 17		65 77
Miami Louisville	24-51 28-61	.471 .459	5-17 8-20	.294 .400	13-17 5-9	.765 .556	9 15	20 20	29 35	12-0 16-0	14 23	17 15	3 4	6 5	18 19	17 16	14 11	23 17		66 69
Clemson Louisville	22-55 39-67	.400 .582	7-18 10-20	.389 .500	20-24 5-10	.833 .500	12 12	19 23	31 35	10-0 21-0	13 25	17 14	6 4	3 11	16 25	23 19	15 29	17 20		71 93
Syracuse Louisville	21-63 41-77	.333 .532	10-26 7-22	.385 .318	12-16 11-15	.750 .733	11 23	15 32	26 55	14-0 16-0	12 23	15 15	4 7	8 8	17 30	22 20	11 15	14 35		64 100
Notre Dame LOUISVILLE	20-63 28-63	.317 .444	2-22 6-17	.091 .353	5-10 11-14	.500 .786	12 15	20 35	32 50	17-0 14-0	10 14	16 13	6 3	6 9	13 14	8 18	16 26	10 15		47 73
North Carolina Louisville	23-61 26-59	.377 .441	5-19 6-18	.263 .333	15-20 7-11	.750 .636	13 5	29 27	42 32	12-0 18-0	12 16	14 14	2 6	9 12	16 20	16 17	16 13	18 15		66 65
Virginia Tech LOUISVILLE	17-43 28-67	.395 .418	4-17 3-12	.235 .250	18-26 11-15	.692 .733	5 15	26 28	31 43	13-0 20-1	10 7	14 9	4 1	2 10	14 22	13 16	9 19	20 13		56 70
Pittsburgh Louisville	19-63 27-67	.302 .403	5-13 2-16	.385 .125	12-16 10-19	.750 .526	22 16	31 25	53 41	18-0 14-0	13 14	19 10	5 8	3 9	13 19	12 12	16 17	14 18		55 66
Notre Dame Louisville	22-53 38-65	.415 .585	5-14 8-14	.357 .571	15-24 2-4	.625 .500	5 10	17 30	22 40	11-0 20-1	9 19	12 16	4 5	8 6	3 31	12 23	19 17	30 15		64 86
Miami Louisville	24-55 19-49	.436 .388	8-21 6-18	.381 .333	5-5 15-18	1.000 .833	9 12	16 20	25 32	15-0 9-0	17 11	18 21	0 2	9 8	13 18	13 13	12 21	23 7		61 59
UAlbany Louisville	20-49 33-63	.408 .524	4-16 6-16	.250 .375	7-7 11-16	1.000 .688	7 11	21 22	28 33	14-0 9-0	9 13	26 10	2 4	7 18	7 19	13 29	18 17	13 18		51 83

Team Extended Statistics

No.	Player	Total			3-Point			F-Throw		Rebounds																	
		GP-GS	MIN	AVG	FG-FGA	FG%	3FG-3FGA	3FG%	FT-FTA	FT%	OFF	DEF	TOT	AVG	PF	DQ	A	A/G	TO	TO/G	A/TO	BLK	BLK/G	STL	STL/G	PTS	AVG
10	VAN LITH, Hailey	30-30	898:44	30.0	157-364	.431	40-108	.370	60-76	.789	30	70	100	3.3	36	0	63	2.10	62	2.07	1.02	2	0.07	35	1.17	414	13.8
14	SMITH, Kianna	30-30	843:34	28.1	145-332	.437	57-148	.385	11-16	.688	22	70	92	3.1	46	1	88	2.93	35	1.17	2.51	7	0.23	27	0.90	358	11.9
21	ENGSTLER, Emily	30-30	762:05	25.4	140-294	.476	29-73	.397	42-67	.627	75	197	272	9.1	84	3	68	2.27	83	2.77	0.82	54	1.80	77	2.57	351	11.7
44	COCHRAN, Olivia	29-28	641:48	22.1	93-184	.505	1-4	.250	60-84	.714	73	79	152	5.2	63	0	30	1.03	57	1.97	0.53	21	0.72	21	0.72	247	8.5
23	HALL, Chelsie	30-30	712:19	23.7	76-179	.425	15-49	.306	31-37	.838	27	70	97	3.2	56	0	62	2.07	38	1.27	1.63	0	0.00	44	1.47	198	6.6
22	DIXON, Liz	30-2	459:39	15.3	74-124	.597	0-0	.000	29-38	.763	52	49	101	3.4	40	0	22	0.73	24	0.80	0.92	21	0.70	10	0.33	177	5.9
2	SMITH, Ahlana	28-0	380:40	13.6	56-130	.431	15-50	.300	10-13	.769	9	16	25	0.9	35	0	21	0.75	30	1.07	0.70	10	0.36	13	0.46	137	4.9
12	VERHULST, Payton	29-0	331:57	11.4	36-85	.424	13-32	.406	12-16	.750	12	47	59	2.0	33	1	24	0.83	19	0.66	1.26	9	0.31	20	0.69	97	3.3
5	ROBINSON, Mykasa	29-0	594:48	20.5	41-82	.500	2-5	.400	13-27	.481	30	69	99	3.4	43	0	70	2.41	45	1.55	1.56	2	0.07	39	1.34	97	3.3
11	KONNO, Norika	18-0	204:54	11.4	22-49	.449	6-21	.286	3-4	.750	5	18	23	1.3	12	0	20	1.11	15	0.83	1.33	4	0.22	7	0.39	53	2.9
0	PARKER, Ramani	13-0	43:53	3.4	8-12	.667	3-4	.750	1-1	1.000	2	7	9	0.7	7	0	0	0.00	3	0.23	0.00	1	0.08	0	0.00	20	1.5
13	RUSSELL, Merissah	17-0	116:18	6.8	6-23	.261	3-9	.333	10-13	.769	5	13	18	1.1	10	0	5	0.29	10	0.59	0.50	0	0.00	2	0.12	25	1.5
45	SCHETNAN, Sydni	10-0	34:21	3.4	1-2	.500	0-0	.000	0-0	.000	0	6	6	0.6	5	0	0	0.00	0	0.00	0.00	1	0.10	1	0.10	2	0.2
Total		30	6025		855-1860	.460	184-503	.366	282-392	.719	389	774	1163	38.8	470	5	473	15.77	429	14.30	1.10	132	4.40	296	9.87	2176	72.5
Opponents		30	6025		587-1602	.366	146-503	.290	327-465	.703	308	658	966	32.2	427	6	311	10.37	581	19.37	0.54	87	2.90	172	5.73	1647	54.9

Louisville Game-By-Game Individual Points, Rebounds & Assists

Opponent	Date	Score		0	2	5	10	11	12	13	14	21	22	23
				PARKER,RAM	SMITH,AHLA	ROBINSON,M	VAN LITH,H	KONNO,NORI	VERHULST,P	RUSSELL,ME	SMITH,KIAN	ENGSTLER,E	DIXON,LIZ	HALL,CHELS
vs Arizona	11/12/2021	59-61	Lot	DNP	2-1-0	4-4-3	19-7-0	2-2-0	2-0-0	0-1-0	7-3-0	2-8-0	2-2-0	12-4-3
Bellarmine	11/16/2021	82-25	W	4-1-0	10-3-1	4-6-3	11-2-0	11-2-2	7-5-4	2-4-0	9-3-2	12-14-3	4-4-2	4-2-3
UT Martin	11/17/2021	62-30	W	6-0-0	2-1-1	4-3-1	2-1-3	2-2-2	2-3-3	2-1-0	10-4-3	20-2-0	6-4-0	0-6-3
at Washington	11/20/2021	61-53	W	DNP	0-1-0	6-1-0	11-4-3	0-2-0	0-1-0	DNP	13-6-3	8-8-0	13-3-2	2-4-4
at Cal Poly	11/23/2021	72-32	W	2-2-0	7-1-1	0-1-4	9-4-3	7-2-1	0-4-2	3-2-0	11-0-4	6-9-1	15-5-0	7-5-1
at Colorado St.	11/28/2021	71-56	W	0-1-0	11-0-0	8-6-0	4-2-1	2-5-2	5-1-1	3-2-1	11-2-1	10-8-1	3-3-0	9-3-1
Michigan	12/02/2021	70-48	W	0-0-0	0-0-0	8-5-4	10-3-2	8-1-2	0-0-0	0-0-0	17-2-0	18-14-2	0-5-1	2-2-1
Belmont	12/05/2021	80-66	W	DNP	6-1-2	4-3-2	16-5-1	0-0-2	0-1-0	2-2-0	14-4-5	9-8-2	8-5-1	11-4-1
Kentucky	12/12/2021	64-58	W	DNP	13-2-0	3-5-3	13-4-1	0-0-0	DNP	DNP	9-4-0	4-10-2	2-3-0	15-2-1
Eastern Ky.	12/16/2021	82-38	W	DNP	5-1-2	2-4-4	13-3-2	6-4-4	12-7-0	1-1-1	22-4-2	11-10-2	4-2-2	6-4-4
vs UConn	12/19/2021	69-64	W	DNP	11-0-0	0-3-1	16-4-3	3-0-0	0-0-0	DNP	16-4-3	9-6-2	4-2-0	2-3-3
Boston College	12/30/2021	79-49	W	0-0-0	2-1-1	2-5-1	12-3-0	8-1-4	12-2-1	0-1-0	5-5-2	14-7-4	10-7-2	4-2-1
at Georgia Tech	01/02/2022	50-48	W	DNP	3-0-0	2-1-2	7-4-1	0-0-0	4-0-0	DNP	6-6-3	14-4-1	0-2-0	7-4-1
Pittsburgh	01/06/2022	81-39	W	2-1-0	4-2-1	DNP	12-0-4	DNP	10-7-2	5-3-1	7-3-2	12-10-2	8-5-0	10-3-5
Syracuse	01/13/2022	84-71	W	DNP	DNP	2-1-4	20-3-3	2-1-0	2-1-0	DNP	20-0-5	15-8-5	8-3-2	2-5-2
at Boston College	01/16/2022	63-53	W	DNP	7-0-0	6-3-4	16-2-0	0-0-1	0-3-1	DNP	18-3-2	4-7-1	0-2-1	4-3-2
at NC State	01/20/2022	59-68	L	DNP	1-1-0	2-7-1	13-1-4	DNP	1-0-0	DNP	8-3-2	15-11-2	0-2-2	0-3-0
Wake Forest	01/23/2022	72-60	W	0-1-0	3-1-1	2-4-7	17-4-6	DNP	5-3-1	3-0-0	5-1-0	15-8-3	12-5-0	6-0-1
Florida St.	01/27/2022	75-62	W	DNP	6-0-1	9-2-4	9-2-1	DNP	0-0-0	DNP	8-5-5	19-12-2	7-5-1	0-2-2
Duke	01/30/2022	77-65	W	DNP	3-1-2	5-4-3	17-4-3	DNP	13-1-0	0-0-1	11-5-3	8-5-1	4-0-3	9-4-3
at Miami (FL)	02/01/2022	69-66	W	DNP	0-1-0	2-3-4	9-3-2	DNP	0-0-0	DNP	21-3-7	7-9-5	2-3-0	10-3-4
at Clemson	02/03/2022	93-71	W	0-0-0	5-0-4	6-4-0	34-3-3	DNP	5-3-2	0-0-1	8-3-8	10-8-2	12-3-1	5-3-3
at Syracuse	02/06/2022	100-64	W	0-1-0	13-3-1	7-5-2	10-3-4	DNP	5-3-1	DNP	16-6-6	11-10-6	18-7-0	11-3-2
Notre Dame	02/13/2022	73-47	W	3-1-0	5-2-0	2-4-0	16-2-2	DNP	2-3-1	DNP	17-3-1	9-12-5	0-2-0	13-5-3
at North Carolina	02/17/2022	65-66	L	DNP	5-0-1	3-3-2	17-4-2	DNP	0-3-1	DNP	7-2-9	11-8-0	2-1-0	6-3-1
Virginia Tech	02/20/2022	70-56	W	DNP	3-0-0	2-1-2	20-5-0	DNP	0-1-0	0-1-0	11-1-0	19-15-2	7-5-0	4-3-2
at Pittsburgh	02/24/2022	66-55	W	DNP	6-1-1	0-3-2	13-3-2	DNP	3-3-3	0-0-0	6-1-0	17-15-2	7-1-0	5-3-2
at Notre Dame	02/27/2022	86-64	W	0-1-0	DNP	2-3-2	20-6-5	2-0-0	0-0-0	1-0-0	20-1-3	17-10-6	8-4-1	13-5-1
vs Miami (FL)	03/04/2022	59-61	L	DNP	2-1-0	0-1-3	8-5-2	0-0-0	5-1-0	DNP	10-3-2	8-9-2	6-2-0	13-1-2
Albany (NY)	03/18/2022	83-51	W	3-0-0	2-0-1	0-4-2	20-4-0	0-1-0	2-3-1	3-0-0	15-2-5	17-7-2	5-4-1	6-3-0

Opponent	Date	Score		44	45
				COCHRAN,OL	SCHETNAN,S
vs Arizona	11/12/2021	59-61	Lot	7-4-0	DNP
Bellarmine	11/16/2021	82-25	W	4-5-1	0-1-0
UT Martin	11/17/2021	62-30	W	6-7-1	0-2-0
at Washington	11/20/2021	61-53	W	8-3-0	DNP
at Cal Poly	11/23/2021	72-32	W	5-7-2	0-1-0
at Colorado St.	11/28/2021	71-56	W	5-2-6	0-0-0
Michigan	12/02/2021	70-48	W	7-5-1	0-0-0
Belmont	12/05/2021	80-66	W	10-7-1	DNP
Kentucky	12/12/2021	64-58	W	5-5-2	DNP
Eastern Ky.	12/16/2021	82-38	W	DNP	DNP
vs UConn	12/19/2021	69-64	W	8-4-0	DNP
Boston College	12/30/2021	79-49	W	10-4-1	DNP
at Georgia Tech	01/02/2022	50-48	W	7-13-1	DNP
Pittsburgh	01/06/2022	81-39	W	11-4-0	DNP
Syracuse	01/13/2022	84-71	W	13-7-1	DNP
at Boston College	01/16/2022	63-53	W	8-4-1	DNP
at NC State	01/20/2022	59-68	L	19-7-1	DNP
Wake Forest	01/23/2022	72-60	W	4-3-0	0-0-0
Florida St.	01/27/2022	75-62	W	17-6-0	DNP
Duke	01/30/2022	77-65	W	7-3-1	DNP
at Miami (FL)	02/01/2022	69-66	W	18-5-1	DNP
at Clemson	02/03/2022	93-71	W	6-2-1	2-0-0
at Syracuse	02/06/2022	100-64	W	9-11-1	DNP
Notre Dame	02/13/2022	73-47	W	6-8-2	0-0-0
at North Carolina	02/17/2022	65-66	L	14-5-0	DNP
Virginia Tech	02/20/2022	70-56	W	4-6-1	DNP
at Pittsburgh	02/24/2022	66-55	W	9-5-2	DNP
at Notre Dame	02/27/2022	86-64	W	3-2-1	0-2-0
vs Miami (FL)	03/04/2022	59-61	L	7-4-0	DNP
Albany (NY)	03/18/2022	83-51	W	10-4-1	0-0-0

Louisville Women's Basketball Miscellaneous Statistics

Louisville's Record When the Cardinals ...

Lead at halftime	22-3
Trail at halftime	2-1
Tied at halftime	2-0
Shoot better from the field than opponent	23-1
Shoot worse from the field than opponent	3-3
Shoot the same from the field as opponent	0-0
Shoot 50 percent or better from the field	10-0
Shoot below 50 percent from the field	16-4
Opp. shoots 50 pct. or better from the field	0-0
Opp. shoots below 50 pct. from the field	26-4
Make more than 7 3-point goals	10-0
Make 7 or fewer 3-point goals	16-4
Attempt 20 or more 3-point field goals	9-0
Attempt less than 20 3-point field goals	17-4
Make more free throws than opponent	9-2
Opponent makes more free throws	17-2
Free throws made are even	0-0
Outrebound their opponent	19-1
Outrebounded by their opponent	3-3
Rebounds are even	4-0
Bench outscores the opposing bench	22-2
Opponent bench outscores bench	3-2
Bench points are even	1-0
Commit fewer turnovers than opponent	23-1
Commit more turnovers than opponent	1-1
Turnovers are even	2-2
Lead with 5:00 remaining	23-3
Trail with 5:00 remaining	3-1
Tied with 5:00 remaining	0-0
Play an overtime game	0-1
1-4 point margins	2-3
5-10 point margins	4-1
11-20 point margins	8-0
21 or more point margins	12-0
vs. AP Top 25 teams	8-3
Play at home	15-0
Play on the road	10-2
Play on a neutral court	1-2
Score 59 points or less	1-3
Score 60-69 points	7-1
Score 70-79 points	9-0
Score 80-89 points	7-0
Score 90 points or more	2-0
Allow 59 points or less	15-0
Allow 60-69 points	8-4
Allow 70-79 points	2-0
Allow 80-89 points	0-0
Allow 90 points or more	0-0
Play after a loss	4-0
Score the first point	18-4
November	5-1
December	6-0
January	7-1
February	7-1
March	1-1

Points in Paint

Louisville.....	1018 (33.9)	Opp.....	658 (21.9)
-----------------	-------------	----------	------------

Points Off Turnovers

Louisville.....	647 (21.5)	Opp.....	353 (11.7)
-----------------	------------	----------	------------

Second Chance Points

Louisville.....	348 (12.0)	Opp.....	206 (7.1)
-----------------	------------	----------	-----------

Fast Break Points

Louisville.....	297 (10.2)	Opp.....	125 (4.3)
-----------------	------------	----------	-----------

Bench Scoring

Louisville.....	593 (20.4)	Opp.....	361 (12.4)
-----------------	------------	----------	------------

Double-Figure Scoring Games

Van Lith	23
Engstler	19
K. Smith	19
Hall	9
Cochran	8
Dixon	6
A. Smith	5
Verhulst	4
Konno	1

Games Leading UoFL in Scoring

Van Lith	12
Engstler	9
K. Smith	9
Dixon	3
Hall	3
A. Smith	1
Cochran	1

Games Leading UoFL in Rebounding

Engstler	27
Cochran	3
Dixon	1
K. Smith	1

Games Leading UoFL in Assists

K. Smith	13
Robinson	10
Hall	8
Engstler	6
Van Lith	4
Verhulst	3
Konno	2
Cochran	1
Dixon	1

Scored Louisville's First Points

Who	
Hall	8
Engstler	7
K. Smith	6
Cochran	4
Van Lith	4
Dixon	1

How

Layup	12
Jump Shot	9
Three Pointer	5
Free Throw	4

Double-Doubles

Engstler	10
----------------	----

Jump Balls Controlled

UoFL	21 (17-4)
Opponents	9 (9-0)

Starting Lineups

W-L					
24-4	Van Lith	Hall	K.Smith	Engstler	Cochran
2-0	Van Lith	Hall	K. Smith	Engstler	Dixon

Scoring Summary

	1st Pd.	2nd Pd.	3rd Pd.	4th Pd.	OT	Total
Louisville	552	570	541	508	5	2176
Opponents	376	361	423	480	7	1647

Leads and Deficits

Biggest Halftime Lead	+39 (54-15) at Notre Dame (2/27)
Biggest Halftime Lead Blown	+13 (34-21) at NC State (1/20)
Biggest Halftime Deficit	-3 (25-22) vs. Arizona (11/12), (28-25) vs. UConn (12/19)
Biggest Halftime Deficit Overcome	-3 (28-25) vs. UConn (12/19)
Biggest 2nd Half Lead	+57 (82-25) vs. Bellarmine (11/16)
Biggest 2nd Half Lead Blown	+16 (4x) at NC State (1/20); +16 (54-38) vs. Miami (3/4)
Biggest 2nd Half Deficit	-13 (68-55) at NC State (1/20)
Biggest 2nd Half Deficit Overcome	-9 (50-59) at Miami (2/1)
Biggest Overall Lead	+57 (82-25) vs. Bellarmine (11/16)
Biggest Lead Blown	+16 (4x) at NC State (1/20); +16 (54-38) vs. Miami (3/4)
Biggest Overall Deficit	-13 (68-55) at NC State (1/20)
Biggest Deficit Overcome	-11 (14-3) at Georgia Tech (1/2)

Home, Road, Quarter, and Half Statistics

FG% in KFC Yum! Center468 (444-947)
FG% on the Road468 (354-757)
3-Pt. FG% in KFC Yum! Center384 (102-265)
3-Pt. FG% on the Road340 (66-194)
FT% in KFC Yum! Center765 (144-188)
FT% on the Road596 (81-136)
Scoring Avg. in KFC Yum! Center	75.6 (1134 pts.)
Scoring Average on the Road	71.2 (855 pts.)
Opp. Scoring Avg. in KFC Yum! Center	51.0 (765 pts.)
Opp. Scoring Avg. on the Road	58.0 (696 pts.)

Louisville Quarter Breakdown

Most 1st Quarter Points	31 at Notre Dame (2/27)
Most 2nd Quarter Points	29 vs. UAlbany (3/18)
Most 3rd Quarter Points	29 vs. Clemson (2/3)
Most 4th Quarter Points	35 at Syracuse (2/6)
Fewest 1st Quarter Points	3 at Georgia Tech (1/2)
Fewest 2nd Quarter Points	12 at Pittsburgh (2/24)
Fewest 3rd Quarter Points	7 at Georgia Tech (1/2)
Fewest 4th Quarter Points	7 at Washington (11/20), vs. Miami (3/4)

Opponents Quarter Breakdown

Fewest 1st Quarter Points	3 at Notre Dame (2/27)
Fewest 2nd Quarter Points	4 vs. Bellarmine (11/16), vs. Wake Forest (1/23)
Fewest 3rd Quarter Points	4 vs. Bellarmine (11/16)
Fewest 4th Quarter Points	5 vs. Eastern Kentucky (12/16)
Most 1st Quarter Points	25 at Wake Forest (1/23)
Most 2nd Quarter Points	23 at Clemson (2/3)
Most 3rd Quarter Points	23 vs. Florida State (1/27)
Most 4th Quarter Points	31 at NC State (1/20)

Louisville Women's Basketball Team Superlatives

Louisville High	Louisville Low	Statistical Category	Opponent High	Opponent Low
100 at Syracuse (2/6/22)	50 at Georgia Tech (1/2/22)	Points	71 vs. Syracuse (1/13/22), at Clemson (2/3/22)	25 vs. Bellarmine (11/16/21)
54 at Notre Dame (2/27/22)	20 at Georgia Tech (1/2/22)	First-Half Points	39 at Clemson (2/3/22), at Syracuse (2/6/22)	11 vs. UT Martin (11/17/21)
50 at Syracuse (2/6/22)	25 at NC State (1/20/22)	Second-Half Points	47 at NC State (1/20/22)	10 vs. Eastern Kentucky (12/16/21)
41 at Syracuse (2/6/22)	16 vs. Arizona (11/12/21)	Field Goals	28 vs. Belmont (12/5/21)	7 vs. Bellarmine (11/16/21)
77 at Syracuse (2/6/22)	49 vs. Miami (3/4/22),	Field Goal Attempts	64 vs. UConn (12/19/21)	40 vs. UT Martin (11/17/21)
.585 at Notre Dame (2/27/22)	.286 vs. Arizona (11/12/21)	FG Percentage	.488 vs. Duke (1/30/22)	.149 vs. Bellarmine (11/16/21)
11 vs. Eastern Kentucky (12/16/21), vs. Duke (1/30/22)	2 vs. Arizona (11/12/21), at Washington (11/20/21), at NC State (1/20/22), at Pittsburgh (2/24/22)	3-Point Field Goals	10 at Syracuse (2/6/22)	2 (9x) latest vs. Notre Dame (2/13/22)
32 vs. Duke (1/30/22)	10 (4x) latest at Boston College (1/16/22)	3-Point Field Goal Att.	29 vs. Belmont (12/5/21)	9 vs. Pittsburgh (1/6/22), vs. FSU (1/27/22)
.571 (8-14) at Notre Dame (2/27/22)	.125 (2-16) at Pittsburgh (2/24/22)	3-Point FG Percentage	.533 vs. Duke (1/30/22)	.091 (2-22) vs. Notre Dame (2/13/22)
25 vs. Arizona (11/12/21)	2 at Notre Dame (2/27/22)	Free Throws	20 at Clemson (2/3/22)	1 vs. Belmont (12/5/21)
30 vs. Arizona (11/12/21)	4 at Notre Dame (2/27/22)	Free Throw Attempts	27 vs. Wake Forest (1/23/22)	1 vs. Belmont (12/5/21)
.944 (17-18) vs. Pittsburgh (1/6/22)	.429 (3-7) vs. Bellarmine (11/16/21)	Free Throw Percentage	1.000 (5-5) vs. Miami (3/4/22)	.500 (5-10) vs. ND (2/13/22), .500 (13-26) vs. BC (12/30/21)
23 at Clemson (2/6/22)	5 at North Carolina (2/17/22)	Offensive Rebounds	22 at Pittsburgh (2/24/22)	2 at Colorado State (11/28/21)
37 at Cal Poly (11/23/21)	17 vs. Duke (1/30/22)	Defensive Rebounds	31 at Pittsburgh (2/24/22)	14 vs. Bellarmine (11/16/21)
55 at Syracuse (2/6/22)	28 vs. Duke (1/30/22)	Total Rebounds	53 at Pittsburgh (2/24/22)	22 at Colorado State (11/28/21), at Notre Dame (2/27/22)
23 vs. Wake Forest (1/23/22)	8 at Cal Poly (11/23/21)	Fouls	21 vs. Arizona (11/12/21)	8 vs. Eastern Kentucky (12/16/21)
25 at Clemson (2/3/22)	6 vs. Arizona (11/12/21)	Assists	17 vs. Miami (3/4/22)	3 vs. Bellarmine (11/16/21)
21 at BC (1/16/22), vs. Miami (3/4/22)	8 vs. Florida State (1/27/22)	Turnovers	35 vs. Pittsburgh (1/6/22)	12 at Notre Dame (2/27/22)
9 vs. FSU (1/27/22)	1 vs. Virginia Tech (2/20/22)	Blocked Shots	8 at Washington (11/20/21)	0 vs. Bell (11/16), UTM (11/17), Belmont (12/5), vs. Miami (3/4)
19 vs. Pittsburgh (1/6/22)	4 vs. Arizona (11/12/21)	Steals	10 at Boston College (1/16/22)	0 vs. Kentucky (12/12/21)

Louisville Women's Basketball Individual Superlatives

	Louisville	Opponent
Points	34 by Hailey Van Lith at Clemson (2/3/22)	28 by Morgan Jones vs. Florida State (1/27/21), by Delicia Washington at Clemson (2/3/22)
Field Goals Made	13 by Hailey Van Lith at Clemson (2/3/22)	11 by Morgan Jones vs. Florida State (1/27/21), by Destiny Harden vs. Miami (3/4/22)
Field Goals Attempted	19 by Emily Engstler at Pitt (2/24/22)	20 by Caroline Ducharme vs. UConn (12/19/21), by Jewel Speer vs. Wake Forest (1/23/22)
Highest FG Pct. (min. 5 made)	1.000 (8-8) by Liz Dixon at Syracuse (2/6/22)	.857 (6-7) by Ja'Leah Williams at Miami (2/1/22)
3-Point Field Goals Made	6 (6-6) by Hailey Van Lith at Clemson (2/3/22)	5 (5-11) by Jewel Speer vs. Wake Forest (1/23/22), by Delicia Washington at Clemson (2/3/22)
3-Point Field Goals Attempted	8 by Kianna Smith vs. Michigan (12/2/21), vs. Duke (1/30/22), by Hailey Van Lith vs. Duke (1/30/22)	11 by Jewel Speer vs. Wake Forest (1/23/22)
3-Point FG Pct. (min. 3 made)	1.000 (6-6) by Hailey Van Lith at Clemson (2/3/22)	.833 (5-6) by Delicia Washington at Clemson (2/3/22)
Free Throws Made	11 (11-12) by Hailey Van Lith vs. Arizona (11/12/21)	9 (9-10) by Shayeann Day-Wilson vs. Duke (1/30/22)
Free Throws Attempted	12 by Hailey Van Lith vs. Arizona (11/12/21)	12 by Sonia Citron at Notre Dame (2/27/22)
Free Throw Pct. (min. 6 made)	1.000 (7-7) by Chelsie Hall vs. Arizona (11/12/21), 1.000 (6-6) by Emily Engstler vs. Syracuse (1/13/22)	1.000 (6-6) by Cate Reese vs. Arizona (11/12/21), 1.000 (7-7) by Elissa Cunane at NC State (1/20/22)
Offensive Rebounds	7 by Emily Engstler vs. Florida State (1/27/22), by Emily Engstler at Pittsburgh (2/24/22)	6 by Rita Igboke vs. Pittsburgh (1/6/22), 6 by Maya Dodson vs. Notre Dame (2/13/22)
Defensive Rebounds	12 by Emily Engstler vs. Michigan (12/2/21)	11 by Elizabeth Kitley vs. Virginia Tech (2/20/22)
Total Rebounds	15 by Emily Engstler vs. Virginia Tech (2/20/22), by Emily Engstler at Pittsburgh (2/24/22)	16 by Lorela Cubaj at Georgia Tech (1/2/22)
Turnovers	7 by Emily Engstler at Cal Poly (11/23/21)	9 by Dayshanelle Harris vs. Pittsburgh (1/6/22)
Assists	9 by Kianna Smith at North Carolina (2/17/22)	7 by Karla Erjavec vs. Miami (3/4/22)
Blocked Shots	5 by Emily Engstler vs. Florida State (1/27/22)	7 by Nancy Mulkey at Washington (11/20/21)
Steals	7 by Emily Engstler vs. Pittsburgh (1/6/22)	4 by Holly Forbes vs. UT Martin (11/17/21), by Dontavia Waggoner at Boston College (1/16/22), by Anya Poole at North Carolina (2/17/22), by Sonia Citron at Notre Dame (2/27/22), by Ja'Leah Williams vs. Miami (3/4/22)
Minutes Played (regulation game)	39 by Hailey Van Lith vs. Syracuse (1/13/22), by Kianna Smith at Miami (2/1/22)	40:00 by Caroline Ducharme vs. UConn (12/19/21), by Chrislyn Carr vs. Syracuse (1/13/22)
Minutes Played (overtime game)	36:37 by Hailey Van Lith vs. Arizona (11/12/21)	33:25 by Cate Reese vs. Arizona (11/12/21)



O RAMANI PARKER

Forward | 6-4 | Redshirt-Sophomore
Fresno, Calif. | Montverde Academy

SEASON HIGHS	CAREER HIGHS	MISC STATS	Season	Career
Points..... 6 vs. UT Martin (11/17)	Points..... 10 vs. Bellarmine (1/2/21)	Double-Doubles.....		
Reb..... 2 vs. Cal Poly (11/23)	Reb..... 7 vs. ECU (11/29/20)	10-Plus Points.....		1
Asst.....	Asst..... 1 vs. Syracuse (3/8/21)	20-Plus Points.....		
Blocks..... 1 vs. Cal Poly (11/23)	Blocks..... 1 (six times) latest at Cal Poly (11/23/21)	30-Plus Points.....		
Steals.....	Steals..... 1 vs. NC State (3/7/21)	Team-High Points.....		
FGM..... 2 vs. Bellarmine (11/16)	FGM..... 5 vs. Bellarmine (1/2/21)	10-Plus Rebounds.....		
FGA..... 4 vs. UT Martin (11/17)	FGA..... 5 vs. Bellarmine (1/2/21)	Team-High Rebounds.....		
3FGM..... 1 (three times) latest vs. UAlbany (3/18)	3FGM..... 1 (three times) latest vs. UAlbany (3/18/22)	10-Plus Assists.....		
3FGA..... 2 vs. UT Martin (11/17)	3FGA..... 2 vs. UT Martin (11/17/21)	Team-High Assists.....		
FT..... 1 vs. UT Martin (11/17)	FT..... 3 at BC (2/4/21)			
FTA..... 1 vs. UT Martin (11/17)	FTA..... 3 vs. UTM (12/6/20), at BC (2/4/21)			
Minutes..... 7 vs. Cal Poly (11/23)	Minutes..... 16 vs. Wake (3/5/21)			

2021-22 GAME-BY-GAME															
Opponent	Min	FG-A	3PT-A	FT-A	O-D-T	PF	AST	TO	BLK	STL	PTS	AVG			
vs. Arizona													DNP		
BELLARMINE	5	2-2	0-0	0-0	0-1-1	1	0	0	0	0	4	4.0			
UT MARTIN	5	2-4	1-2	1-1	0-0-0	1	0	0	0	0	6	5.0			
at Washington													DNP		
at Cal Poly	7	1-1	0-0	0-0	1-1-2	0	0	2	1	0	2	4.0			
at Colorado St	3	0-0	0-0	0-0	0-1-1	0	0	0	0	0	0	3.0			
MICHIGAN	1	0-0	0-0	0-0	0-0-0	0	0	0	0	0	0	2.4			
BELMONT													DNP		
KENTUCKY													DNP		
EKU													DNP		
vs. UConn													DNP		
BC	4	0-1	0-0	0-0	0-0-0	0	0	0	0	0	0	2.0			
at Georgia Tech													DNP		
PITT	3	1-1	0-0	0-0	0-1-1	2	0	0	0	0	2	2.0			
SYRACUSE													DNP		
at BC													DNP		
at NC ST													DNP		
WAKE FOREST	4	0-1	0-0	0-0	1-0-1	1	0	1	0	0	0	1.8			
FSU													DNP		
DUKE													DNP		
at Miami													DNP		
at Clemson	0	0-0	0-0	0-0	0-0-0	0	0	0	0	0	0	1.6			
NOTRE DAME	2	1-1	1-1	0-0	0-1-1	1	0	0	0	0	3	1.5			
at UNC													DNP		
VIRGINIA TECH													DNP		
at Pitt													DNP		
at Notre Dame	3	0-0	0-0	0-0	0-1-1	1	0	0	0	0	0	1.4			
vs. Miami													DNP		
UALBANY	2	1-1	1-1	0-0	0-0-0	0	0	0	0	0	3	1.5			
GONZAGA															

- Redshirt Sophomore Year (2021-22)**
 - Recorded six points on 2-4 from the field, making her first collegiate three, in five minutes vs. UT Martin on 11/17
- Redshirt Freshman Year (2020-21)**
 - Played in 17 games, averaging 2.7 points and 2.2 rebounds, while shooting 65.5 percent from the floor
 - Recorded six points and four rebounds in a season-high 16 minutes in the ACC Quarterfinals vs. Wake Forest on 3/5
 - Recorded seven points and five rebounds in 10 minutes vs. Boston College on 2/4
 - Career-high ten points on 5-5 from the field in a win vs. Bellarmine on 1/2
 - Recorded seven points on a 3-3 from the field in 10 minutes vs. DePaul on 12/4
 - Career-high seven rebounds in 15 minutes vs. ECU on 11/29
 - Posted two points and four rebounds in eight minutes in first collegiate game at SEMO on 11/25
- Freshman Year (2019-20)**
 - Redshirted
- High School**
 - Came to Louisville as a four-star prospect, ranked 99th overall in the class of 2019, according to espnW HoopGurlz
 - Rated No. 13 at the forward position by espnW
 - Rated 29th overall and as the seventh-best forward by Prospects Nation
 - Played for Central High School in Fresno, Calif., before transferring to Montverde Academy in Montverde, Fla., for her senior season
 - Named to Citizen Naismith High School Girls' Watch List
 - Chose Louisville over Stanford, UCLA, Notre Dame, Michigan, Duke, Ohio State and Oregon State, Baylor and South Carolina

- Personal**
 - Born on June 6, 2001
 - Daughter of Ralph and Shavon Parker; has four brothers
 - Majoring in neuroscience/psychology

RAMANI PARKER CAREER STATISTICS																	
Season	gp-gs	min/avg	Total		3-Point		F-Throws		Rebounds								
			fg-fga	pct	fg-fga	pct	ft-fla	pct	off	def	tot	avg	pf	fo	ast	to	blk
2020-21	17-0	118/6.9	19-29	.655	0-1	.000	8-12	.667	11	27	38	2.2	19	0	1	10	5
2021-22	13-0	44/3.4	8-12	.667	3-4	.750	1-1	1.000	2	7	9	0.7	7	0	0	3	1
TOTAL	30-0	162/5.4	27-41	.659	3-5	.600	9-13	.692	13	34	47	1.6	26	0	1	13	6



2 AHLANA SMITH

Guard | 5-9 | Senior
Charlotte, N.C. | Gulf Coast State / UCLA / Mallard Creek

SEASON HIGHS		CAREER HIGHS		MISC STATS		Season	Career
Points.....	13 vs. Kentucky (12/12), at Syracuse (2/6)	Points	13 (three times), latest at Syracuse (2/6/22)	Double-Doubles.....	0	0	
Reb.....	3 vs. Bellarmine (11/16), at Syracuse (2/6)	Reb.	7 vs. Colorado (3/3/19)*	10-Plus Points	5	5/6*	
Asst.....	2 (three times) latest vs. Duke (1/30)	Asst.	4 at Illinois-Chicago (12/19/18)*	20-Plus Points	0	0	
Blocks.....	2 at NC State (1/20)	Blocks	2 vs. Bellarmine (1/2/21), at NC State (1/20/22)	30-Plus Points	0	0	
Steals	2 (three times), latest vs. UConn (12/19)	Steals	3 at SEMO (11/25/20)	Team-High Points.....	1	1	
FGM	6 vs. Kentucky (12/12) at Syracuse (2/6)	FGM	6 (three times), latest at Syracuse (2/6/22)	10-Plus Rebounds.....	0	0	
FGA	11 vs. Kentucky (12/12), at Syracuse (2/6)	FGA	11 vs. Kentucky (12/12), at Syracuse (2/6/22)	Team-High Rebounds.....	0	0	
3FGM.....	3 vs. UConn (12/19)	3FGM	3 vs. UConn (12/19/21)	10-Plus Assists.....	0	0	
3FGA.....	5 vs. Duke (1/30)	3FGA	5 at LMU (11/6/18)*, vs. Duke (1/30)	Team-High Assists	0	0	
FT	2 vs. Arizona (11/12), vs. UConn (12/19)	FT	3 vs. Colorado (3/3/19)*	*at UCLA			
FTA	2 (three times) vs. FSU (12/27/22)	FTA.....	3 vs. Colorado (3/3/19)*				
Minutes.....	23 vs. Kentucky (12/12)	Minutes.....	25 at Utah (2/10/19)*, vs. Bellarmine (1/2/21)				

2021-22 GAME-BY-GAME															
Opponent	Min	FG-A	3PT-A	FT-A	O-D-T	PF	AST	TO	BLK	STL	PTS	AVG			
vs. Arizona	10	0-1	0-0	2-2	1-0-1	1	0	0	1	0	2	2.0			
BELLARMINE	16	5-9	0-3	0-0	0-3-3	2	1	1	0	1	10	6.0			
UT MARTIN	16	1-3	0-1	0-0	0-1-1	0	1	0	1	0	2	4.7			
at Washington	6	0-0	0-0	0-0	0-1-1	2	0	1	0	0	0	3.5			
at Cal Poly	13	3-4	1-2	0-0	0-1-1	1	1	1	0	0	7	4.2			
at Colorado St	16	5-7	1-1	0-0	0-0-0	1	0	2	1	0	11	5.3			
MICHIGAN	9	0-3	0-1	0-0	0-0-0	0	0	1	0	0	0	4.6			
BELMONT	13	3-5	0-0	0-0	1-0-1	0	2	1	0	0	6	4.8			
KENTUCKY	23	6-11	1-3	0-0	1-1-2	0	0	0	1	2	13	5.7			
EKU	15	2-7	1-4	0-0	1-0-1	2	2	2	1	2	5	5.6			
vs. UConn	18	3-5	3-4	2-2	0-0-0	0	0	2	1	2	11	6.1			
BC	14	1-4	0-1	0-0	0-1-1	0	1	2	0	0	2	5.8			
at Georgia Tech	12	1-4	1-4	0-0	0-0-0	4	0	1	1	0	3	5.5			
PITT	22	2-5	0-0	0-0	0-2-2	4	1	3	0	1	4	5.4			
SYRACUSE													DNP		
at BC	21	3-4	1-1	0-0	0-0-0	2	0	3	0	0	7	5.5			
at NC ST	22	0-5	0-3	1-2	0-1-1	2	0	0	2	1	1	5.3			
WAKE FOREST	21	1-2	1-2	0-0	0-1-1	2	1	2	0	1	3	5.1			
FSU	11	2-3	1-1	1-2	0-0-0	1	1	0	0	0	6	5.2			
DUKE	12	1-6	1-5	0-0	1-0-1	3	2	1	0	0	3	5.1			
at Miami	5	0-2	0-1	0-0	0-1-1	1	0	3	0	0	0	4.8			
at Clemson	12	1-4	1-1	2-2	0-0-0	2	4	1	0	1	5	4.8			
at Syracuse	17	6-11	0-2	1-1	3-0-3	0	1	0	0	0	13	5.2			
NOTRE DAME	11	2-6	1-4	0-0	1-1-2	1	0	0	0	0	5	5.2			
at UNC	10	2-7	1-4	0-0	0-0-0	1	1	0	0	0	5	5.2			
VIRGINIA TECH	5	1-1	0-0	1-2	0-0-0	1	0	1	0	1	3	5.1			
at Pitt	10	3-6	0-1	0-0	0-1-1	0	1	1	1	0	6	5.1			
at Notre Dame													DNP		
vs. Miami	6	1-3	0-1	0-0	0-1-1	1	0	1	0	0	2	5.0			
UALBANY	13	1-2	0-0	0-0	0-0-0	1	1	0	0	0	2	4.9			
GONZAGA															

Senior Year (2021-22)

- Tied a career-high 13 points on 6-11 from the field, in addition to three rebounds and an assist at Syracuse on 2/6
- Recorded 11 points on a career-high 3-5 from three, adding two steals and a block vs. UConn on 12/19. Nine of her 11 points came on 3-4 from three in first half
- Posted a career-high 13 points on 6-11 from the field, in addition to two rebounds, one block and two steals vs. Kentucky on 12/12
- Recorded a team-high 11 points, her highest Louisville total, on 5-7 from the field at Colorado State on 11/28
- Tallied her first double-digit point total of the season with 10 points vs. Bellarmine on 11/16

Junior Year (2020-21)

- Played in 27 games with five starts, including starts in the first four games
- Averaged 2.8 points, while shooting 45.6 percent from the floor and 7-24 from 3-point range
- Scored six points on a perfect 3-3 shooting from the field in the Elite 8 vs. Stanford on 3/30
- Recorded seven points, three rebounds, and two assists in the first round of the NCAA Tournament vs. Marist
- Finished with two points vs. Notre Dame on 2/28
- Tied a season-high nine points, on 4-5 from the field, in a win at Boston College on 2/4
- Recorded seven points, three rebounds and a career-high two blocks in a win vs. Bellarmine on 1/2
- Recorded nine points, on 2-4 from three, in addition to two assists and six rebounds vs. ECU on 11/29
- Finished with seven points, three steals and two assists in her first Louisville start at SEMO on 11/25

Gulf Coast State - Sophomore Year (2019-20)

- Named the 2019-20 NJCAA Division I Women's Basketball Player of the Year
- Named NJCAA First Team All-American, NJCAA Region VIII Player of the Year and NCJAA Player of the Week (11/4-11/10)
- Led Gulf Coast State with 20.3 points and 2.7 steals per game, while also recording 4.8 rebounds and 2.0 assists per game, shot 43.9 percent from the floor
- Led Gulf Coast State to a 23-5 record, including an undefeated 11-win mark at home. The Commodores finished as runner-up in the NJCAA South Atlantic District tournament before earning an at-large selection to the national tournament as the No. 5 seeded team
- Posted three 30-point performances throughout the season and put up double-digit scoring marks in all but one contest that she participated in
- Boasted a season-high 39-point performance in the second game of the season in a 97-89 win at Florida SouthWestern

UCLA - Freshman Year (2018-19)

- Played in 32 games, the most of among freshmen on the team. She averaged 12.6 minutes, 3.0 points and 1.9 rebounds on the year
- Opened her collegiate career by scoring a career-high 13 points in UCLA's season opener at Loyola Marymount, shot 6-10 from the floor and added four rebounds
- Pulled down a career-high seven rebounds against Colorado in UCLA's regular season finale

High School

- At Mallard Creek High School, she was named First Team All-MeCKa 4A and State Tournament MVP as the Mavericks went 29-1 overall in her junior year
- The Mavericks fell in the state semifinals after winning the MeCKa 4A title in 2016
- She averaged 16.5 points, 4.0 rebounds and 4.0 assists per game in 2017
- Spent her first two seasons prepping at Zebulon B. Vance High School where averaged 21.7 points, 6.6 rebounds, 4.6 steals, 2.0 assists and 1.8 blocks per game as a sophomore, while being named All-League
- She averaged 19.4 points per game as a freshman
- Coming out of high school, she was ranked No. 30 in ESPNW's HoopGurlz rankings and No. 34 by Prospects Nation

Personal

- Born on November 17, 2000
- Daughter of Rosa Morales and David Smith, has one sister Kiana
- Majoring in sports administration

AHLANA SMITH CAREER STATISTICS																	
Season	gp-gs		Total		3-Point		F-Throws		Rebounds					Scoring			
			fg-fga	pct	fg-fga	pct	ft-fa	pct	off	def	tot	avg	pf	fo	ast	to	blk
2018-19*	32	0	40-111	.360	8-36	.222	8-14	.571	20	42	62	1.9	34	0	20	29	8
2020-21	27	5	285/10.6	.456	7-24	.292	6-11	.545	9	16	25	0.9	24	0	18	15	4
2021-22	28	0	379/13.5	.431	15-50	.300	10-13	.769	9	16	25	0.9	35	0	21	30	10
TOTAL	55	5	664/12.1	.439	22-74	.297	16-24	.667	18	32	50	0.9	59	0	39	45	14

* at UCLA



5 MYKASA ROBINSON

Guard | 5-7 | Senior
Ashland, Ky. | Ashland Blazer

SEASON HIGHS	CAREER HIGHS	MISC STATS
Points..... 9 vs. FSU (1/27)	Points..... 10 at Notre Dame (2/28/21)	Double-Doubles..... 0
Reb..... 7 at NC State (1/20)	Reb..... 9 at Pitt (2/18/21), vs. Northwestern (3/24/21)	10-Plus Points 0
Asst..... 7 vs. Wake Forest (1/23)	Asst..... 9 vs Notre Dame (2/16/20)	20-Plus Points 0
Blocks..... 1 at Miami (2/1/22)	Blocks..... 1 (12x), latest at Miami (2/1/22)	30-Plus Points 0
Steals..... 4 vs. FSU (1/27/22)	Steals..... 5 at Pitt (2/18/21)	Team-High Points..... 0
FGM..... 4 at Colorado State (11/28), vs. Michigan (12/2)	FGM..... 5 at Notre Dame (2/28/21)	10-Plus Rebounds..... 0
FGA..... 6 at Colorado State (11/28), at Syracuse (2/6)	FGA..... 7 vs. BC (2/27/20)	Team-High Rebounds..... 0
3FGM..... 1 at Syracuse (2/6), at North Carolina (2/17)	3FGM..... 1 (3x), latest at North Carolina (2/17/22)	10-Plus Assists..... 0
3FGA..... 2 at Syracuse (2/6)	3FGA..... 2 at Syracuse (2/6/22)	Team-High Assists..... 10
FT..... 3 vs. FSU (1/27/22)	FT..... 7 vs. TSU (12/2/18)	
FTA..... 4 (three times) latest vs FSU (1/27)	FTA..... 8, (2x) latest vs. TSU (12/2/18)	
Minutes..... 33 vs. Arizona (11/12)	Minutes..... 38 vs. Wake Forest (3/5/21)	

2021-22 GAME-BY-GAME												
Opponent	Min	FG-A	3PT-A	FT-A	O-D-T	PF	AST	TO	BLK	STL	PTS	AVG
vs. Arizona	33	1-2	0-0	2-4	2-2-4	1	3	1	0	1	4	4.0
BELLARMINE	16	2-3	0-0	0-2	1-5-6	0	3	3	0	2	4	4.0
UT MARTIN	16	1-2	0-0	2-2	1-2-3	3	1	1	0	0	4	4.0
at Washington	13	2-3	0-0	2-4	0-1-1	1	0	2	0	3	6	4.5
at Cal Poly	12	0-3	0-1	0-0	0-1-1	1	4	1	0	2	0	3.6
at Colorado St	16	4-6	0-0	0-0	2-4-6	1	0	1	0	0	8	4.3
MICHIGAN	22	4-4	0-0	0-0	5-0-5	4	4	3	0	1	8	4.9
BELMONT	21	2-3	0-0	0-0	0-3-3	2	2	3	0	2	6	4.8
KENTUCKY	20	1-2	0-0	1-2	2-3-5	2	3	0	0	1	3	4.6
EKU	20	1-2	0-0	0-0	1-3-4	2	4	1	0	2	2	4.3
vs. UConn	20	0-2	0-0	0-0	1-2-3	2	1	0	0	1	0	3.9
BC	21	1-5	0-1	0-2	2-3-5	3	1	0	0	0	2	3.8
at Georgia Tech	13	1-2	0-0	0-0	0-1-1	1	2	3	0	0	2	3.6
PITT	DNP											
SYRACUSE	18	1-4	0-0	0-0	0-1-1	1	4	0	0	2	2	3.5
at BC	24	2-5	0-0	2-3	1-2-3	2	4	5	0	1	6	3.7
at NC ST	12	1-1	0-0	0-0	2-5-7	4	1	3	0	1	2	3.6
WAKE FOREST	24	1-1	0-0	0-0	2-2-4	1	7	3	0	1	2	3.5
FSU	28	3-5	0-0	3-4	1-1-2	0	4	1	0	4	9	3.8
DUKE	21	2-2	0-0	1-2	2-2-4	1	3	3	0	1	5	3.8
at Miami	26	1-2	0-0	0-0	1-2-3	3	4	1	1	3	2	3.8
at Clemson	17	3-3	0-0	0-0	3-1-4	1	0	2	0	2	6	3.9
at Syracuse	24	3-6	1-2	0-0	3-2-5	2	2	3	0	2	7	4.0
NOTRE DAME	17	1-4	0-0	0-0	0-4-4	2	0	3	0	1	2	3.9
at UNC	31	1-4	1-1	0-0	0-3-3	0	2	0	0	2	3	3.9
VIRGINIA TECH	18	1-2	0-0	0-0	0-1-1	0	2	0	0	1	2	3.8
at Pitt	16	0-0	0-0	0-0	0-3-3	0	2	0	1	1	0	3.7
at Notre Dame	15	1-2	0-0	0-0	0-3-3	2	2	1	0	0	2	3.6
vs. Miami	25	0-1	0-0	0-0	0-1-1	0	3	1	0	2	0	3.5
UALBANY	21	0-1	0-0	0-0	0-4-4	1	2	0	0	0	0	3.3
GONZAGA												

Senior Year (2021-22)

- Named to ACC All-Defensive Team, joined by Georgia Tech's Lorela Cubaj as the only two players to make the All-Defensive Team the past two seasons
- Robinson's combination of strength, speed and quickness, combined with an extremely high basketball IQ makes her the most versatile defender in the ACC. Can guard positions 1-5 effectively
- Has drawn 14 charges on the season, 10 of which have come in ACC play. Last season, she drew 19 charges in 16 ACC games
- Shooting 51 percent from the floor on the season
- Recorded three points, three rebounds and two assists in 31 minutes at North Carolina on 2/17
- Stuffed the stat sheet recording seven points, making her first three of the season, with five rebounds, two assists and two steals at Syracuse on 2/6
- Tallied her first block of the season while adding three rebounds, four assists and two points with only one turnover in 26 minutes at Miami on 2/1
- Recorded five points, four rebounds, and a team high three assists in the win over Duke on 1/30
- Tallied a season high 9 points, 4 steals, and 3 free throws, making an immediate impact for the Cards to take and hold the lead vs. FSU on 1/27
- In win over Wake Forest, entered game with 4:05 left in the first quarter and then played all 10 minutes of second quarter as her defense helped propel Louisville on a 32-0 run which stretch from second to third quarter, she tallied a team-high seven assists with four rebounds, two points and one steal
- Scored eight points on a perfect 4-4 from the field, in addition to four assists and five rebounds vs. Michigan on 12/2
- Scored eight points on 4-6 shooting and recorded six rebounds off the bench at Colorado State on 11/28
- Recorded six points and three steals at Washington on 11/20

Junior Year (2020-21)

- Played in all 30 games with 17 starts, all 17 starts came in the final 21 games
- Averaged 20.9 minutes, 2.6 points, 4.4 rebounds, 2.2 assists and 1.2 steals per game
- Named to the 2020-21 ACC All-Defensive Team
- Named to All-ACC Academic Team
- Listed as Top 12 defensive player by ESPN.com's Mechelle Voepel, "She makes this list as the quintessential 'do the little things' player whose calling card is defense; Louisville star Dana Evans credits Robinson with bringing scrappiness to what is perennially one of the ACC's top defenses
- Following the win over Notre Dame, Dana Evans said this of Robinson, "She does everything, she can guard 1-5, she hustles for every loose ball, she gets every rebound that's in her area, she does everything that we need her to do. What she does doesn't always show up on the stat sheet, but she gets it done and that's why she is so valuable to our team."
- Drew 19 charges in 16 ACC games
- Led the team with eight rebounds and three assists in addition to seven points in the Elite 8 vs. Stanford on 3/30
- Recorded a team high seven rebounds in the Sweet 16 vs. Oregon
- Grabbed nine rebounds and recorded four points and a block in the second round of the NCAA Tournament vs. Northwestern
- Recorded team highs in both rebounds with seven and assists with four, in addition to seven points, two steals, and a block in the first round of the NCAA Tournament vs. Marist
- Provided valuable minutes in the ACC Semifinals vs. SYR, contributing seven points and four rebounds in 22 minutes
- Played a career-high 38 minutes, recording four assists, two steals and a team-high eight rebounds in the ACC Quarterfinals vs. Wake on 3/5
- Recorded a career-high 10 points on 5-5 from the field, in addition to four assists, three steals and five charges taken at Notre Dame on 2/28
- In the win at Pitt, she had a career-high nine rebounds and five steals, along with a season-high six points and five assists, while committing zero turnovers
- Recorded five points, in addition to eight rebounds, four assists, two steals and one block in a win vs. Notre Dame on 2/7
- Tied a career-high with eight rebounds in a season-high 35 minutes at Boston College on 2/4
- Led the team with two assists and recorded a career-high four steals in 10 minutes vs. NC State on 2/1
- Recorded a team-high three assists in a win at Wake Forest on 1/24
- Finished with two points, two assists and six rebounds vs. Syracuse on 1/21
- Recorded two points, three steals and four assists in her first start of the season vs. Clemson on 1/10
- Scored two points and grabbed five rebounds in a win vs. crosstown Bellarmine on 1/2
- Finished with six rebounds in a win at Duke on 12/9
- Recorded four assists, four rebounds and two steals in season opener at SEMO on 11/25

Sophomore Year (2019-20)

- Played in 30 games with three starts, averaging 2.7 points, 3.1 rebounds, 2.3 assists and 1.2 steals in 17.7 minutes
- In the final 18 games, averaged 3.8 points, 3.9 rebounds, 2.9 assists and 1.2 steals, while shooting 27-49 from the floor, in 20.7 minutes per game. In the first 14 games, she averaged 0.9 points, 1.8 rebounds and 1.4 assists in 13.2 minutes per game
- In ACC play, she averaged 3.7 points, 3.8 rebounds and 2.8 assists in 19.7 minutes

MYKASA ROBINSON CAREER STATISTICS																				
			Total		3-Point		F-Throws		Rebounds										Scoring	
Season	gp-gs	min/avg	fg-fga	pct	fg-fga	pct	ft-fta	pct	off	def	tot	avg	pf	fo	ast	to	blk	stl	pts	avg
2018-19	35-2	373/10.7	19-43	.442	1-2	.500	19-38	.500	23	36	59	1.7	43	0	18	29	2	20	58	1.7
2019-20	30-3	530/17.7	31-66	.470	0-1	.000	18-31	.581	36	56	92	3.1	48	1	69	39	4	35	80	2.7
2020-21	30-17	626/20.9	33-79	.418	0-1	.000	11-18	.611	48	84	132	4.4	61	0	66	26	5	35	77	2.6
2021-22	29-0	597/20.6	41-82	.500	2-5	.400	13-27	.481	30	69	99	3.4	43	0	70	45	2	39	97	3.3
TOTAL	124-22	2126/17.1	124-270	.459	3-9	.333	61-114	.535	137	245	382	3.1	195	1	223	139	13	129	312	2.5



10 HAILEY VAN LITH

Guard | 5-7 | Sophomore
Wenatchee, Wash. | Cashmere

SEASON HIGHS		CAREER HIGHS		MISC STATS		Season	Career
Points.....	34 at Clemson (2/3)	Points.....	34 at Clemson (2/3/22)	Double-Doubles.....		0	1
Reb.....	7 vs. Arizona (11/12)	Reb.....	11 vs. EKU (11/29/20)	10-Plus Points.....		23	41
Asst.....	6 vs. Wake Forest (1/23)	Asst.....	6 vs. Wake Forest (1/23/22)	20-Plus Points.....		5	8
Blocks.....	1 vs. UTM (11/17/21), at Washington (11/20)	Blocks.....	2 vs. EKU (11/29/20)	30-Plus Points.....		1	1
Steals.....	4 vs. Michigan (12/2)	Steals.....	4 vs. Wake (3/5/21)	Team-High Points.....		12	16
FGM.....	13 at Clemson (2/3)	FGM.....	13 at Clemson (2/3/22)	10-Plus Rebounds.....		0	1
FGA.....	17 (three), latest vs. Virginia Tech (2/20)	FGA.....	17, (three times) latest vs. Virginia Tech (2/20/22)	Team-High Rebounds.....		0	7
3FGM.....	6 at Clemson (2/3)	3FGM.....	6 vs. Syracuse (1/21/21), vs. Wake (3/5/21)	10-Plus Assists.....		0	0
3FGA.....	8 vs. Duke (1/30)	3FGA.....	11 vs. Syracuse (1/21/21)	Team-High Assists.....		4	11
FT.....	11 vs. Arizona (11/12)	FT.....	11 vs. Arizona (11/12/21)				
FTA.....	12 vs. Arizona (11/12)	FTA.....	12 vs. Arizona (11/12/21)				
Minutes.....	39 vs. Syracuse (1/13/22)	Minutes.....	39 (three times), latest vs. Syracuse (1/13/22)				

2021-22 GAME-BY-GAME																			
Opponent	Min	FG-A	3PT-A	FT-A	O-D-T	PF	AST	TO	BLK	STL	PTS	AVG							
vs. Arizona*	37	4-14	0-4	11-12	2-5-7	3	0	3	0	0	19	18.0							
BELLARMINE*	22	5-10	1-6	0-1	1-1-2	0	0	3	0	1	11	15.0							
UT MARTIN*	26	1-4	0-1	0-2	1-0-1	0	3	1	1	0	2	10.7							
at Washington*	36	4-17	0-4	3-3	2-2-4	0	3	0	1	2	11	10.8							
at Cal Poly*	20	4-8	0-4	1-1	2-2-4	0	3	1	0	1	9	10.4							
at Colorado St*	22	1-3	0-0	2-2	1-1-2	3	1	4	0	1	4	9.3							
MICHIGAN*	29	4-10	2-5	0-0	0-3-3	3	2	2	0	4	10	9.4							
BELMONT*	28	7-15	1-3	1-2	0-5-5	0	1	2	0	0	16	10.3							
KENTUCKY*	33	5-11	1-2	2-2	0-4-4	2	1	6	0	0	13	10.6							
EKU*	24	6-12	0-4	1-1	1-2-3	0	2	3	0	0	13	10.8							
vs. UConn*	30	5-14	2-2	4-4	2-2-4	1	3	0	0	0	16	11.3							
BC*	22	5-10	2-3	0-0	0-3-3	1	0	2	0	2	12	11.3							
at Georgia Tech*	29	2-10	0-1	3-6	1-3-4	1	1	3	0	3	7	11.0							
PITT*	25	4-11	2-5	2-2	0-0-0	0	4	2	0	3	12	11.1							
SYRACUSE*	39	9-16	2-6	0-0	0-3-3	1	3	1	0	1	20	11.7							
at BC*	29	6-16	1-3	3-4	1-1-2	4	0	2	0	0	16	11.9							
at NC ST*	33	6-17	1-3	0-1	1-0-1	2	4	2	0	1	13	12.0							
WAKE FOREST*	29	6-13	3-6	2-2	0-4-4	2	6	1	0	1	17	12.3							
FSU*	38	3-10	1-3	2-2	0-2-2	2	1	2	0	0	9	12.1							
DUKE*	32	6-12	5-8	0-0	3-1-4	2	3	1	0	0	17	12.4							
at Miami*	31	4-8	1-2	0-0	2-1-3	2	2	2	0	0	9	12.2							
at Clemson*	33	13-16	6-6	2-3	1-2-3	1	3	4	0	2	34	13.2							
at Syracuse*	29	3-11	0-5	4-5	1-2-3	0	4	0	0	1	10	13.0							
NOTRE DAME*	36	7-14	0-1	2-2	1-1-2	0	2	4	0	2	16	13.2							
at UNC*	36	7-13	1-3	2-4	0-4-4	1	2	2	0	2	17	13.3							
VIRGINIA TECH*	36	8-17	1-3	3-4	0-5-5	0	0	1	0	2	20	13.6							
at Pitt*	32	4-12	2-6	3-4	1-2-3	2	2	1	0	1	13	13.6							
at Notre Dame*	31	8-15	4-5	0-0	1-5-6	2	5	2	0	0	20	13.8							
vs. Miami*	29	2-10	0-2	4-4	2-3-5	0	2	4	0	0	8	13.6							
UALBANY*	24	8-15	1-2	3-3	3-1-4	1	0	1	0	3	20	13.8							
GONZAGA																			

Sophomore Year (2021-22)

- Named All-ACC First Team
- Named to midseason Ann Meyers Drysdale Award Watch List
- Listed at No. 18 in ESPN's Top 25 Players in the NCAA Tournament
- Leads the team in scoring with 13.6 points per game and has led the team in scoring 11 times
- Ranks 10th in ACC with 42.7 shooting percentage and 13th with 13.6 points per game
- In ACC Play, ranked sixth in the league with 15.4 points per game, while shooting 45.7 percent from the floor, which ranked eighth
- Reached double figures in 14 of 17 ACC games, including four 20-plus point performances and a 34-point game at Clemson
- Has scored in double figures 23 times this season and in 20 of the last 24 games
- Has made at least one 3-pointer in 14 of last 17 games
- Scored a team high 20 points, adding four total rebounds and three steals in the opening round win of the NCAA tournament vs. UAlbany
- Led team with 20 points on 4-5 shooting from deep, while adding six rebounds and five assists at Notre Dame
- Led the team with 20 points, marking her third game this season with 20-plus points, adding five rebounds and two steals vs. Virginia Tech on 2/20
- Second on the team with 13 points, contributing three rebounds, one assist and one steal at Pittsburgh on 2/24.
- Recorded a team-high 17 points on 7-13 from the field, in addition to four rebounds and two assists at North Carolina on 2/17
- Second on the team with 16 points, adding two rebounds, two assists and two steals vs. Notre Dame on 2/13
- Scored a career-high 34 points in the win at Clemson. It marked the most points in a game by a Cardinal since Asia Durr tied her career-high and program record with 47 points against NC State on Feb. 28, 2019. Van Lith shot a perfect 6-6 from the 3-point line, which tied her career-high for made 3's in a game. Her six 3-pointers with no misses mark the most makes without a miss in program history. The previous high was five, which has been accomplished three times. Jill Morton did it on Dec. 4, 1999 vs. Maryland Eastern Shore and on Jan. 1, 1999 vs. DePaul, and Maniya Moore did it on March 20, 2017 against Tennessee in the NCAA Tournament. Last season, Van Lith twice made six threes in games against Syracuse and Wake Forest.
- Contributed a team-high 17 points on five threes, in addition to four rebounds and a team-high three assists vs. Duke on 1/30
- Racked up a career-high six assists, scoring 17 points on 6-13 from floor including a season-high three threes vs. Wake Forest on 1/23.
- Scored 13 points while leading the team with four assists at NC State on 1/20.
- Finished with 16 points, including 10 in the second half, with two rebounds at Boston College on 1/16.
- Posted a team-high 20 points, making nine of 16 shots from the floor including 2-6 from deep, adding three rebounds, three assists and one steal in a career-high 39 minutes vs. Syracuse on 1/13.
- Tallied a team-high 12 points, adding a season-high four assists and three steals vs. Pitt on 1/6
- Scored 12 points, hitting 2-3 from deep while shooting 50% from the field (5-10) vs. Boston College on 12/30
- Recorded team-highs with 16 points and three assists, adding four rebounds vs. UConn on 12/19, had 10 of her 16 points in fourth quarter and was 2-2 from deep and 4-4 from free throw line
- Scored 13 points on 6-12 from the field, in addition to three rebounds vs. EKU on 12/16
- Finished with 13 points, including eight points on 4-4 from the field in the fourth, vs. Kentucky on 12/12
- Led team with 16 points on 7-15 from the field, while notching five rebounds vs. Belmont on 12/5
- Scored 11 points on career-high 17 field goal attempts (4-17), while recording three assists and two steals at Washington on 11/20
- Recorded eight of her team-high 19 points in the fourth quarter, while also converting on 11-12 from the free throw line vs. Arizona on 11/12
- Named preseason All-ACC, preseason Nancy Lieberman Award Watch List, Naismith Trophy Watch List, No. 18 on ESPN Top 25 list

Freshman Year (2020-21)

- One of 20 top collegiate athletes, including 10 who have captured a combined 21 gold medals competing on past USA Basketball teams, to participate in the 2021 USA Basketball Women's AmeriCup Team trials on April 18-21
- One of two players, joined by Dana Evans, to start all 30 games
- Ranked second on the team with 30.2 minutes and 1.2 steals per game, third with 11.2 points and 5.2 rebounds and fourth with 2.1 assists. Shot 49-128 (.383) from 3-point range and 44-53 (.830) from the free throw line
- Named to ACC All-Tournament First Team
- Named to 2020-21 ACC All-Freshman Team
- Named to All-ACC Academic Team
- Named to Lieberman Award Top 10 List
- Ranked in top six among ACC freshmen in points per game, 3-point field goals, steals, assists and rebounds
- Twice named ACC Freshman of the Week this season. She earned the honor after averaging 11.3 points, 7.0 rebounds, 2.3 assists and 1.7 steals, while shooting a perfect 10-10 from the free throw line to help the No. 2 Cardinals get wins over UT Martin, Virginia Tech and Clemson. She was also named ACC FOW after averaging 16.5 points and 9.5 rebounds, and shooting 52 percent from the floor and 6-12 from deep, in her first two games at UofL. She is the first UofL women's basketball player to earn ACC Freshman of the Week honors since Asia Durr did so on Feb. 1, 2016.
- One of two players, joined by Dana Evans, to start all 30 games
- Reached double figures in 18 of 30 games, including a season-high six game streak to begin her career
- Made at least one 3-pointer in 21 of 30 games
- Recorded a team-high 20 points and 11 rebounds, while shooting 5-9 from deep, in win over EKU on 11/29. Became the first UofL freshman to score 20 points in a game since Asia Durr scored 23 in an 80-75 loss to Syracuse in ACC Tournament semis on March 5, 2016. Durr had four 20-point games that season
- Named to Preseason ACC Newcomer Watch List
- Named to Naismith Trophy Watch List

HAILEY VAN LITH CAREER STATISTICS																				
			Total		3-Point		F-Throws		Rebounds										Scoring	
Season	gp-gs	min/avg	fg-fga	pct	fg-fga	pct	ft-fta	pct	off	def	tot	avg	pf	fo	ast	to	blk	stl	pts	avg
2020-21	30-30	905/30.2	121-282	.429	49-128	.383	44-53	.830	37	118	155	5.2	57	0	63	52	7	36	335	11.2
2021-22	30-30	901/30.0	157-364	.431	40-108	.370	60-76	.789	30	70	100	3.3	36	0	63	62	2	35	414	13.8
TOTAL	60-60	1806/30.1	278-646	.430	89-236	.377	104-129	.806	67	188	255	4.3	93	0	126	114	9	71	749	12.5



11 NORIKA KONNO

Guard | 5-10 | Junior
Sendai, Japan | Seiwa

SEASON HIGHS			CAREER HIGHS			MISC STATS			Season	Career
Points.....	11	vs. Bellarmine (11/16)	Points.....	11	(three times), latest vs. Bellarmine (11/16/21)	Double-Doubles.....	0	0		
Reb.....	5	at Colorado State (11/28)	Reb.....	7	at BC (2/4/21)	10-Plus Points.....	1	5		
Asst.....	4	vs. ECU (12/16), vs. BC (12/30)	Asst.....	6	vs. BSU (11/24/19)	20-Plus Points.....	0	0		
Blocks.....	2	vs. ECU (12/16)	Blocks.....	3	vs. DePaul (12/4/20)	30-Plus Points.....	0	0		
Steals.....	2	vs. Bellarmine (11/16)	Steals.....	6	vs. Marist (3/22/21)	Team-High Points.....	0	0		
FGM.....	5	vs. Bellarmine (11/16)	FGM.....	5	vs. Bellarmine (11/16/21)	10-Plus Rebounds.....	0	0		
FGA.....	8	vs. Bellarmine (11/16)	FGA.....	9	vs. UTC (11/21/20)	Team-High Rebounds.....	0	0		
3FGM.....	2	vs. ECU (12/16)	3FGM.....	2	(four times), latest vs. ECU (12/16/21)	10-Plus Assists.....	0	0		
3FGA.....	4	(2x), latest vs. ECU (12/16)	3FGA.....	4	(three times), latest at Cal Poly (11/23/21)	Team-High Assists.....	2	5		
FT.....	2	vs. Arizona (11/12)	FT.....	3	(two times) latest vs. BSU (11/24/19)					
FTA.....	2	vs. Arizona (11/12)	FTA.....	4	(two times) latest vs. BSU (11/24/19)					
Minutes.....	21	vs. ECU (12/16)	Minutes.....	28	at OSU (12/5/19)					

2021-22 GAME-BY-GAME																		
Opponent	Min	FG-A	3PT-A	FT-A	O-D-T	PF	AST	TO	BLK	STL	PTS	AVG						
vs. Arizona	11	0-1	0-0	2-2	1-1-2	0	0	0	0	0	2	2.0						
BELLARMINE	19	5-8	1-3	0-0	0-2-2	2	2	1	0	2	11	6.5						
UT MARTIN	14	1-2	0-0	0-0	1-1-2	2	2	1	0	1	2	5.0						
at Washington	10	0-1	0-1	0-0	0-2-2	0	0	1	0	0	0	3.8						
at Cal Poly	18	3-6	1-4	0-0	0-2-2	0	1	0	1	0	7	4.4						
at Colorado St	18	1-2	0-1	0-0	0-5-5	1	2	2	0	0	2	4.0						
MICHIGAN	10	3-4	1-2	1-2	1-0-1	1	2	1	0	1	8	4.6						
BELMONT	9	0-2	0-0	0-0	0-0-0	0	2	1	0	0	0	4.0						
KENTUCKY	4	0-2	0-1	0-0	0-0-0	0	0	0	0	0	0	3.6						
EKU	21	2-7	2-4	0-0	1-3-4	0	4	0	2	1	6	3.8						
vs. UConn	7	1-2	1-2	0-0	0-0-0	0	0	0	0	1	3	3.7						
BC	20	4-7	0-2	0-0	1-0-1	2	4	1	0	0	8	4.1						
at Georgia Tech	8	0-0	0-0	0-0	0-0-0	0	0	1	0	0	0	3.8						
PITT													DNP					
SYRACUSE	7	1-1	0-0	0-0	0-1-1	1	0	1	1	0	2	3.6						
at BC	9	0-0	0-0	0-0	0-0-0	2	1	0	0	0	0	3.4						
at NC ST													DNP					
WAKE FOREST													DNP					
FSU													DNP					
DUKE													DNP					
at Miami													DNP					
at Clemson													DNP					
at Syracuse													DNP					
NOTRE DAME													DNP					
at UNC													DNP					
VIRGINIA TECH													DNP					
at Pitt													DNP					
at Notre Dame	8	1-1	0-0	0-0	0-0-0	1	0	2	0	0	2	3.3						
vs. Miami	1	0-0	0-0	0-0	0-0-0	0	0	0	0	0	0	3.1						
UALBANY	11	0-3	0-1	0-0	0-1-1	0	0	3	0	1	0	2.9						
GONZAGA																		

- Junior Year (2021-22)**
- Posted eight points on 4-7 from the field in 20 minutes, leading the team with four assists vs. Boston College on 12/30
 - Recorded eight points off 3-4 from the field, in addition to two assists and one steal in only ten minutes vs. Michigan on 12/2
 - Notched a season-high five rebounds off the bench at Colorado State on 11/28
 - Tied her career-high with 11 points on 5-8 from the field, 1-3 from behind the arc, vs. Bellarmine on 11/16
- Sophomore Year (2020-21)**
- Played in all 30 games, averaging 12.1 minutes, 3.4 points and 1.4 rebounds, while shooting 48.1 percent from the floor
 - Contributed five points, three rebounds, and a career-high six steals, doubling her previous career-high, in the first round of the NCAA Tournament vs. Marist
 - Provided valuable minutes off the bench, recording 10 points on 4-5 shooting, 2-3 from deep, in only 11 minutes in the ACC Semifinals vs. Syracuse on 3/6
 - Set a career-high with seven rebounds, in addition to ten points and three assists, in a win over Boston College on 2/4
 - Scored five points and secured a crucial late-game offensive rebound in a win over Wake Forest on 1/24
 - Recorded a career-high two threes in a win over Virginia Tech on 1/7
 - Tied career-high with eleven points on 4-5 from the field in a win vs. Bellarmine on 1/2
 - Dished out a season-high four assists in a win vs. NKU on 1/1
 - Recorded nine points and three rebounds in 18 minutes vs. UTM on 12/6
 - Recorded six points, four rebounds, and two blocks in season opener at SEMO on 11/25
- Freshman Year (2019-20)**
- Played in 16 games, averaging 4.6 points, 1.9 assists 1.6 rebounds
 - Missed the last 14 games with a knee injury
 - Scored nine points, all in the fourth quarter, on 4-7 shooting, while adding three assists at Miami
 - Played pivotal minutes after Jazmine Jones got in foul trouble and finished with six points on 3-4 shooting in 72-62 win over Oregon
 - Career-high 11 points and team-high four assists vs. Chattanooga on 11/21
 - Led the team with five assists, while adding four points and four rebounds against Murray State on 11/8
 - Scored nine points in her collegiate debut against WKU
- High School**
- The 5-foot-10 shooting guard from Seiwa High School in Sendai, Japan, has an impressive resume of international experience
 - Was a member of the U18 and U19 Japanese National Team
 - Helped the 2018 team win a silver medal at the U18 Women's Asian Championships. She recorded 10-plus points in four of five games, including 19 points on 8-of-12 shooting, vs. China. She finished the tournament averaging 13.0 points, 4.0 rebounds and 2.5 assists per game
 - Helped the 2019 team to a trip to the quarterfinals at the U19 World Cup. She recorded 10-plus points in three of six games, averaging 8.3 points, 3.7 rebounds and 1.9 assists
 - She was also a member of the 3-on-3 team from Japan that won a silver medal in the 2018 Asian Games. In her best game during the tournament, she had 28 points, nine rebounds, three assists and three steals
- Personal**
- Born on May 1, 2000.
 - Daughter of Koji and Kaoru Konno; has two sisters (Yuki, Saki).
 - Major is undecided.

NORIKA KONNO CAREER STATISTICS																				
			Total		3-Point		F-Throws		Rebounds										Scoring	
Season	gp-gs	min/avg	fg-fga	pct	fg-fga	pct	ft-fta	pct	off	def	tot	avg	pf	fo	ast	to	blk	stl	pts	avg
2019-20	16-0	242/15.1	29-71	.408	3-24	.125	12-14	.857	13	13	26	1.6	18	0	30	21	1	3	73	4.6
2020-21	30-0	364/12.1	38-79	.481	13-37	.351	12-15	.800	19	22	41	1.4	27	0	27	26	7	17	101	3.4
2021-22	18-0	208/11.6	22-49	.449	6-21	.286	3-4	.750	5	18	23	1.3	12	0	20	15	4	7	53	2.9
TOTAL	64-0	814/12.7	89-199	.447	22-82	.268	27-33	.818	37	53	90	1.4	57	0	77	62	12	27	227	3.5



12 PAYTON VERHULST

Guard | 6-1 | Freshman
De Soto, Kan. | Bishop Miege

SEASON HIGHS	MISC STATS	Season	Career
Points..... 13 vs. Duke (1/30)	Double-Doubles.....		
Reb 7 vs. ECU (12/16), vs. Pittsburgh (1/6)	10-Plus Points	4	4
Asst..... 4 vs. Bellarmine (11/16)	20-Plus Points		
Blocks 2 vs. ECU (12/16)	30-Plus Points		
Steals 3 vs. Albany (3/18)	Team-High Points.....		
FGM 5 vs. ECU (12/16)	10-Plus Rebounds.....		
FGA 8 vs. Pittsburgh (1/6)	Team-High Rebounds		
3FGM..... 3 vs. Duke (1/30)	10-Plus Assists.....		
3FGA..... 4 vs. Pittsburgh (1/6), vs. Duke (1/30)	Team-High Assists	1	1
FT 3 vs. Bellarmine (11/16), vs. BC (12/30)			
FTA..... 5 vs. BC (12/30)			
Minutes..... 22 vs. Pittsburgh (1/6)			

2021-22 GAME-BY-GAME																	
Opponent	Min	FG-A	3PT-A	FT-A	O-D-T	PF	AST	TO	BLK	STL	PTS	AVG					
vs. Arizona	4	1-1	0-0	0-0	0-0-0	0	0	0	0	0	2	2.0					
BELLARMINE	18	2-2	0-0	3-4	2-3-5	1	4	3	0	0	7	4.5					
UT MARTIN	19	1-5	0-1	0-0	1-2-3	1	3	2	0	1	2	3.7					
at Washington	8	0-1	0-0	0-0	0-1-1	0	0	0	0	0	0	2.8					
at Cal Poly	16	0-6	0-3	0-0	1-3-4	0	2	1	1	0	0	2.2					
at Colorado St	15	2-2	1-1	0-0	1-0-1	2	1	1	0	2	5	2.7					
MICHIGAN	3	0-0	0-0	0-0	0-0-0	1	0	0	0	1	0	2.3					
BELMONT	8	0-2	0-1	0-0	0-1-1	0	0	0	0	1	0	2.0					
KENTUCKY					DNP												
ECU	17	5-7	2-3	0-0	2-6-7	3	0	2	2	1	12	3.1					
vs. UConn	5	0-2	0-1	0-0	0-0-0	0	0	0	0	1	0	2.8					
BC	20	4-7	1-1	3-5	0-2-2	4	1	0	1	1	12	3.6					
at Georgia Tech	10	2-4	0-2	0-0	0-0-0	0	0	1	0	1	4	3.7					
PITT	23	3-8	2-4	2-2	0-7-7	1	2	0	1	1	10	4.2					
SYRACUSE	8	1-3	0-0	0-0	1-0-1	0	0	0	0	0	2	4.0					
at BC	10	0-1	0-0	0-0	0-3-3	1	1	0	0	2	0	3.7					
at NC ST	2	0-1	0-0	1-2	0-0-0	1	0	0	0	0	1	3.6					
WAKE FOREST	17	2-5	1-1	0-0	1-2-3	3	1	1	0	0	5	3.6					
FSU	1	0-0	0-0	0-0	0-0-0	0	0	0	0	0	0	3.4					
DUKE	20	4-5	3-4	2-2	0-1-1	1	0	0	1	1	13	3.9					
at Miami	6	0-1	0-1	0-0	0-0-0	2	0	0	0	0	0	3.8					
at Clemson	15	2-4	1-2	0-0	0-3-3	0	2	1	0	2	5	3.8					
at Syracuse	16	2-3	1-2	0-0	1-2-3	1	1	2	1	1	5	3.9					
NOTRE DAME	12	1-3	0-1	0-0	0-3-3	2	1	1	0	0	2	3.8					
at UNC	5	0-1	0-1	0-0	0-3-3	1	1	0	0	0	0	3.6					
VIRGINIA TECH	5	0-0	0-0	0-0	0-1-1	0	0	0	0	0	0	3.5					
at Pitt	13	1-2	0-0	1-1	1-0-1	0	3	1	1	2	3	3.5					
at Notre Dame	10	0-1	0-0	0-0	0-0-0	5	0	1	0	0	0	3.3					
vs. Miami	6	2-2	1-1	0-0	0-1-1	0	0	0	0	0	5	3.4					
UALBANY	18	1-6	0-2	0-0	1-2-3	1	1	1	1	3	2	3.3					
GONZAGA																	

- Freshman Year (2021-22)**
- Named to ACC All-Freshman Team
 - Ranks ninth among ACC freshmen with 3.3 points per game and eighth with 0.8 assists per game
 - Set career-highs with 13 points and three 3-point field goals made, converging 2-2 from the line vs. Duke on 1/30
 - Scored 10 points, going 2-4 from behind the arc, with seven rebounds, two assists, one block and one steal in a career-high 23 minutes at Pittsburgh on 1/6
 - Tied a career-high 12 points, hitting 4 of her 7 attempts while adding two rebounds vs. Boston College on 12/30
 - Established new career-highs with 12 points and 7 rebounds vs. ECU on 12/16
 - Finished with five points at Colorado State on 11/28
 - Scored seven points on 2-2 from the field, 3-4 from the line, in addition to five rebounds and four assists vs. Bellarmine on 11/16
 - Added two points, converting on her only attempt, in her collegiate debut vs. Arizona on 11/12
 - Named to preseason ACC Newcomer Watch List

- USA Basketball (2021)**
- Helped USA Basketball Women's U19 World Cup Team win gold with a 70-52 win over Australia in the championship game at the 2021 FIBA U19 World Cup in Debrecen, Hungary, contributed three points, six rebounds and two assists in the 70-52 win over Australia in the final
 - Represented Louisville alongside Elizabeth Dixon, Mykasa Robinson and Kianna Smith at the 2021 Red Bull USA Basketball 3x3 Nationals in Springfield, Mass., finished with a 3-2 overall record and reached the semifinals

- High School**
- Five-star prospect and is ranked as high as No. 8 overall by PASS and No. 9 by Collegiate Girls Basketball Report
 - ESPNW Hoop Guriz ranked her No. 12 overall and as the fourth best guard. Prospect Nation listed her as the 10th best player and fifth best guard
 - Named USA Today National Female Athlete of the Year, was one of three finalists for the award, which was unveiled during the USA Today High School Sports Awards Show. The show was hosted by Michael Strahan, the Pro Football Hall of Famer and host of Good Morning America, and Rob Gronkowski, the four-time Super Bowl Champion
 - Named Kansas' Girls Basketball Player of the Year and overall Female Athlete of the Year
 - A three-time Eastern Kansas League MVP, three-time first-team All-State Top 5 by The Capital-Journal and Gatorade Kansas Girls Basketball Player of the Year.
 - Named a 2021 McDonald's All-American and to Jordan Brand Classic
 - Named a 2021 Jersey Mike's Naismith National High School Second Team All-American, which places her among the top 10 high school players in the country
 - Named 2021 Kansas Player of the Year by MaxPreps.com
 - As a senior, Verhulst led Bishop Miege to a 23-1 record and a Kansas Class 4-A state championship, while averaging 20.0 points, 7.5 rebounds, 3.8 steals, 3.6 assists, and 3.5 blocks a game
 - Named the 2020 Kansas Gatorade Player of the Year and a Naismith Trophy All-American
 - First Team All-state following her freshman, sophomore, junior and senior campaigns
 - As a junior, she started every game and averaged 17.8 points, 7.0 rebounds, 3.7 assists and 2.5 steals per game while leading Bishop Miege to a 21-2 overall record
 - During her freshman and sophomore seasons, she helped lead Bishop Miege to a combined 48-1 record, winning the state title as a sophomore and reaching the state title game as a freshman. She averaged 17.0 points, 7.0 rebounds, 6.0 assists, 4.0 steals and 3.0 blocks as a sophomore, and 13.0 points, 6.0 rebounds, 3.0 rebounds, 2.0 steals and 1.0 blocks as a freshman
 - Named 2019 FIBA Americas U16 Championship MVP after leading the team to a 6-0 record and a gold medal in Puerto Ayzen, Chile. She started all six games and averaged 14.5 points and 2.8 rebounds
 - Also participated in the 2019 USA Basketball 3x3 U18 National Championship at the United States Olympic Training Center in Colorado Springs, Colo. Her Blue Star 30 Stars team finished in fourth place with a 5-2 record
 - Took part in trials for the 2018 USA U17 World Cup Team

- Personal**
- Born on June 1, 2003
 - Daughter of Robin and David, has five brothers and sisters - Quinton, Dalton, Ashton, Kirston, Addiston
 - Majoring in Education/Special Education
 - Mother (Robin) played basketball at Duke, father (David) played basketball at Rockhurst, brother Quinton played basketball at St. Mary's, brother Dalton played basketball at Friends University (Kan.), sister Ashton is currently playing basketball at UCF

PAYTON VERHULST CAREER STATISTICS																				
			Total		3-Point		F-Throws		Rebounds										Scoring	
Season	gp-gs	min/avg	fg-fga	pct	fg-fga	pct	ft-fa	pct	off	def	tot	avg	pf	fo	ast	to	blk	stl	pts	avg
2021-22	29-0	332/11.4	36-85	.424	13-32	.406	12-16	.750	12	47	59	2.0	33	1	24	19	9	20	97	3.3
TOTAL	29-0	332/11.4	36-85	.424	13-32	.406	12-16	.750	12	47	59	2.0	33	1	24	19	9	20	97	3.3



13 MERISSAH RUSSELL

Guard | 5-11 | Sophomore
Ottawa, Ontario | Cairine Wilson

SEASON HIGHS		CAREER HIGHS		MISC STATS		Season	Career
Points.....	5 vs. Pittsburgh (1/6)	Points.....	8 at SEMO (11/25/20), vs. Bellarmine (1/2/21)	Double-Doubles.....		0	0
Reb.....	4 vs. Bellarmine (11/16)	Reb.....	7 vs. Bellarmine (1/2/21)	10-Plus Points.....		0	0
Asst.....	1 (four times), latest vs. Duke (1/30)	Asst.....	3 vs. DePaul (12/4/20)	20-Plus Points.....		0	0
Blocks.....		Blocks.....	1 vs. DePaul (12/4/20)	30-Plus Points.....		0	0
Steals.....	1 at Clemson (2/3), vs. UAlbany (3/18)	Steals.....	2 vs. EKU (11/29/20)	Team-High Points.....		0	0
FGM.....	1 (five times), latest vs. Pittsburgh (1/6)	FGM.....	3 at SEMO (11/25), vs. UTM (12/6)	10-Plus Rebounds.....		0	0
FGA.....	4 at Colorado State (11/28)	FGA.....	10 vs. EKU (11/29/20)	Team-High Rebounds.....		0	0
3FGM.....	1 (three times) latest vs. UAlbany (3/18)	3FGM.....	1 (five times), vs. UAlbany (3/18/22)	10-Plus Assists.....		0	0
3FGA.....	1 (six times), vs. UAlbany (3/18)	3FGA.....	4 vs. EKU (11/29/20), at CSU (11/28/21)	Team-High Assists.....		0	0
FT.....	3 vs. Wake Forest (1/23)	FT.....	4 vs. Bellarmine (1/2/21)				
FTA.....	4 vs. Wake Forest (1/23)	FTA.....	5 vs. Bellarmine (1/2/21)				
Minutes.....	15 at Colorado State (11/28)	Minutes.....	19 at SEMO (11/25/20)				

2021-22 GAME-BY-GAME																
Opponent	Min	FG-A	3PT-A	FT-A	O-D-T	PF	AST	TO	BLK	STL	PTS	AVG				
vs. Arizona	5	0-0	0-0	0-0	0-1-1	0	0	0	0	0	0	0.0				
BELLARMINE	8	1-1	0-0	0-0	2-2-4	2	0	3	0	0	2	1.0				
UT MARTIN	8	0-0	0-0	2-2	1-0-1	0	0	1	0	0	2	1.3				
at Washington					DNP											
at Cal Poly	11	1-2	1-1	0-0	0-2-2	0	0	1	0	0	3	1.8				
at Colorado St	12	1-4	0-1	1-1	1-1-2	2	1	0	0	0	3	2.0				
MICHIGAN	3	0-0	0-0	0-0	0-0-0	0	0	0	0	0	0	1.7				
BELMONT	5	1-1	0-0	0-0	0-2-2	0	0	0	0	0	2	1.7				
KENTUCKY					DNP											
EKU	11	0-1	0-0	1-2	0-1-1	2	1	0	0	0	1	1.6				
vs. UConn					DNP											
BC	5	0-2	0-1	0-0	0-1-1	1	0	0	0	0	0	1.4				
at Georgia Tech					DNP											
PITT	15	1-2	1-1	2-2	1-2-3	2	1	2	0	0	5	1.8				
SYRACUSE					DNP											
at BC					DNP											
at NC ST					DNP											
WAKE FOREST	5	0-1	0-0	3-4	0-0-0	0	0	1	0	0	3	1.9				
FSU					DNP											
DUKE	4	0-1	0-1	0-0	0-0-0	0	1	0	0	0	0	1.8				
at Miami					DNP											
at Clemson	4	0-1	0-1	0-0	0-0-0	0	1	1	0	1	0	1.6				
at Syracuse					DNP											
NOTRE DAME					DNP											
at UNC					DNP											
VIRGINIA TECH	6	0-2	0-1	0-0	0-1-1	1	0	0	0	0	0	1.5				
at Pitt	6	0-1	0-1	0-0	0-0-0	0	0	0	0	0	0	1.4				
at Notre Dame	4	0-2	0-0	1-2	0-0-0	0	0	1	0	0	1	1.4				
vs. Miami					DNP											
UALBANY	5	1-2	1-1	0-0	0-0-0	0	0	0	0	1	3	1.5				
GONZAGA																

Sophomore Year (2021-22)

- Missed Syracuse and Notre Dame games competing for Canadian National Team in 2022 World Cup Qualifying Tournament in Osaka, Japan
- Played a season-high 15 minutes, recording a season-high five points with three rebounds and one assist off the bench vs. Pitt on 1/6
- Notched a season-high of 12 minutes, recording three points and two rebounds off the bench at Colorado State on 11/28

Canadian National Team (2021)

- Named an alternate on Canada's women's basketball team that competed at the Tokyo Olympic Games, but did not travel
- In mid-June, competed for Canada at the FIBA Women's AmeriCup in San Juan, Puerto Rico. She helped lead Canada to a perfect 4-0 record in pool play and a trip to the semifinals. In the win over El Salvador, she had nine points on 3-of-5 shooting from deep, while adding two steals. She had six points on 2-of-4 shooting from beyond the arc in a win over the U.S. Virgin Islands

Freshman Year (2020-21)

- Played in 20 games, averaging 2.2 points and 2.2 rebounds
- Recorded six points and five rebounds in 12 minutes at Boston College on 2/4
- Converted on her first collegiate three point field goal in a win at Virginia Tech on 1/7
- Tied a season-high eight points, highlighted by 4-5 from the free throw line, in a win vs. Bellarmine on 1/2
- Scored eight points on 3-4 from the field, adding five rebounds and one assist in 19 minutes in her collegiate debut at SEMO on 11/25

High School

- Ranked as the 29th best guard by espnW. She is listed as a four-star prospect by Prospects Nation and is rated No. 54 overall by PASS Scouting Service
- Played for Canada's U19 team at the 2019 FIBA Women's Basketball World Cup in Bangkok, Thailand. She helped lead Canada to the quarterfinals, where they fell to eventual champion USA and head coach Jeff Walz. She finished the tournament averaging 6.4 points, 4.0 rebounds and 1.3 assists
- Also a member of Canada's Senior National team and participated as the youngest player on the roster in a five-game European exhibition tour in Belgium and Great Britain
- Was named the MVP of the first ever BioSteele All Canadian Girls Game in April, the Canadian version of the McDonald's All-American game. She finished with 30 points, 10 rebounds and three steals in that game which featured the top 24 female high school players in Canada

Personal

- Born on March 3, 2002
- Daughter of Natalie and Tony Russell, has one sister, Maiyah
- Majoring in Exercise Science

MERISSAH RUSSELL CAREER STATISTICS																				
			Total		3-Point		F-Throws		Rebounds										Scoring	
Season	gp-gs	min/avg	fg-fga	pct	fg-fga	pct	ft-fita	pct	off	def	tot	avg	pf	fo	ast	to	blk	stl	pts	avg
2020-21	20-0	135/6.8	16-36	.444	1-6	.167	10-15	.667	15	29	44	2.2	18	0	8	10	1	4	43	2.2
2021-22	17-0	117/6.9	6-23	.261	3-9	.333	10-13	.769	5	13	18	1.1	10	0	5	10	0	2	25	1.5
TOTAL	37-0	252/6.8	22-59	.373	4-15	.267	20-28	.714	20	42	62	1.7	28	0	13	20	1	6	68	1.8



14 KIANNA SMITH

Guard | 6-0 | Redshirt-Senior
Moreno Valley, Calif. | California / Troy

SEASON HIGHS		CAREER HIGHS		MISC STATS		Season	Career
Points.....	22 vs. ECU (12/16)	Points	22 vs. ECU (12/16)	Double-Doubles.....	0	1/2*	
Reb.....	6 (three times), latest at Syracuse (2/6)	Reb.	10 vs. NKU (1/1/21)	10-Plus Points	18	37/61*	
Asst.....	9 at North Carolina (2/17)	Asst.	12 vs. Manhattan (11/24/17)*	20-Plus Points	4	6/8*	
Blocks.....	1 (seven times), latest vs. UAlbany (3/18)	Blocks	3 vs. Arizona State (2/22/19)*	30-Plus Points	0	0/0	
Steals	3 (three times) latest vs. Miami (3/4)	Steals	5 vs. Notre Dame (2/7/21)	Team-High Points.....	9	12/14*	
FGM	9 at Notre Dame (2/27)	FGM	9 (five times), latest at Notre Dame (2/27/22)	10-Plus Rebounds.....	0	1/1*	
FGA	15 at Notre Dame (2/27)	FGA	15 (three times), latest at Notre Dame (2/27/22)	Team-High Rebounds	1	2/2*	
3FGM.....	5 vs. ECU (12/16)	3FGM	5 (two times), latest vs. ECU (12/16/21)	10-Plus Assists.....	0	0/2*	
3FGA	8 vs. Michigan (12/2), vs. Duke (1/30)	3FGA	9 at Washington State (3/3/19)*	Team-High Assists	12	17/41*	
FT	2 (three times), latest vs. Notre Dame (2/13)	FT	4 (four times), latest vs. Northwestern (3/24/21)	*at Cal			
FTA	2 (six times), latest vs. Notre Dame (2/13)	FTA	4 (four times), latest vs. Northwestern (3/24/21)				
Minutes.....	39 at Miami (2/12/22)	Minutes.....	40 (four times), latest vs. Baylor (3/25/19)				

2021-22 GAME-BY-GAME												
Opponent	Min	FG-A	3PT-A	FT-A	O-D-T	PF	AST	TO	BLK	STL	PTS	AVG
vs. Arizona*	30	3-9	1-3	0-0	0-3-3	0	0	0	0	0	7	7.0
BELLARMINE*	17	4-10	1-6	0-0	1-2-3	1	2	2	1	0	9	8.0
UT MARTIN*	20	4-7	2-3	0-0	2-2-4	0	3	1	0	1	10	8.7
at Washington*	31	5-14	2-4	1-2	2-4-6	0	3	0	0	0	13	9.8
at Cal Poly*	25	4-12	3-6	0-0	0-0-0	1	4	2	0	3	11	10.0
at Colorado St*	20	5-7	1-2	0-0	0-2-2	0	1	0	0	0	11	10.2
MICHIGAN*	35	6-13	4-8	1-2	0-2-2	3	0	2	0	2	17	11.1
BELMONT*	30	6-10	2-3	0-0	0-4-4	2	5	1	0	1	14	11.5
KENTUCKY*	28	4-11	1-4	0-1	2-2-4	5	0	0	0	0	9	11.2
EKU*	23	8-11	5-7	1-1	1-3-4	2	2	0	0	1	22	12.3
vs. UConn*	36	7-14	1-4	1-2	1-3-4	2	3	1	0	1	16	12.6
BC*	21	2-6	1-3	0-0	1-4-5	1	2	2	0	1	5	12.0
at Georgia Tech*	29	2-6	2-4	0-0	2-4-6	3	3	2	1	1	6	11.5
PITT*	24	3-12	1-5	0-0	1-2-3	1	2	2	0	1	7	11.2
SYRACUSE*	33	8-12	4-7	0-0	0-0-0	0	5	0	0	2	20	11.8
at BC*	32	8-13	2-3	0-0	1-2-3	3	2	3	1	0	18	12.2
at NC ST*	37	4-10	0-2	0-0	1-2-3	0	2	0	1	0	8	11.9
WAKE FOREST*	22	2-8	1-4	0-0	0-1-1	4	0	2	0	1	5	11.6
FSU*	30	3-13	2-6	0-0	1-4-5	0	5	1	0	0	8	11.4
DUKE*	28	4-13	1-8	2-2	2-3-5	3	3	2	0	0	11	11.4
at Miami*	39	8-13	3-5	2-2	0-3-3	1	7	1	0	0	21	11.8
at Clemson*	28	3-12	1-7	1-1	0-3-3	2	8	0	1	0	8	11.6
at Syracuse*	23	6-13	4-6	0-0	3-3-6	3	6	0	1	0	16	11.8
NOTRE DAME*	30	6-13	3-7	2-2	0-3-3	0	1	2	1	1	17	12.0
at UNC*	29	3-12	1-6	0-0	0-2-2	4	9	2	0	3	7	11.8
VIRGINIA TECH*	34	5-11	1-6	0-0	0-1-1	2	0	0	0	1	11	11.8
at Pitt*	24	3-8	0-2	0-1	0-1-1	0	0	0	0	0	6	11.6
at Notre Dame*	28	9-16	2-4	0-0	0-1-1	2	3	1	0	2	20	11.9
vs. Miami*	33	4-13	2-7	0-0	0-3-3	0	2	3	0	3	10	11.8
UALBANY*	23	6-10	3-6	0-0	1-1-2	0	5	1	1	1	15	11.9
GONZAGA												

- Redshirt Senior Year (2021-22)**
- Named to midseason Ann Meyers-Drysdale Award Watch List
 - Named one of 52 recipients of the 2022 Weaver-James-Corrigan Postgraduate Scholarship Award, awarded to selected student-athletes who intend to pursue a graduate degree following completion of their undergraduate requirements
 - Ranks second on the team with 11.9 points per game and nine times this season has led the team in scoring
 - Ranks fourth in the ACC with a 38.5 3-point field goal percentage and ranks 10th with 1.9 made 3-pointers per game
 - In ACC play, ranked eighth in the league with 3.4 assists per game and her 2.64 assist-to-turnover ratio led the ACC
 - Scored 15 points on 6-10 shooting, including 3-6 from deep, while also dishing out a team high five assists in the opening round win of the NCAA tournament vs. UAlbany
 - Recorded a team-high 20 points on 9-16 from the field, 2-4 from three, at Notre Dame
 - In five straight games from 2/1 to 2/17, averaged 6.2 assists and had 31 assists to six turnovers, a 5.2 assist-to-turnover ratio
 - Had a Louisville career-high nine assists at North Carolina, previous high was eight at Clemson on Feb. 3 and her career-high is 12 against Manhattan when she was at California on Nov. 24, 2017
 - Scored a team-high 17 points, making three threes, while contributing three rebounds, one assist, one block and one steal vs. Notre Dame on 2/13
 - Named ACC Player of the Week after averaging 15.0 points per game, shooting 8-18 from beyond the arc and dishing out 21 assists to just one turnover in road wins over Miami, Clemson and Syracuse, in 90 minutes of action, she had 21 assists and one turnover
 - Tallied 16 points, making four of six three point attempts, while dishing out a team-high six assists with no turnovers and adding six rebounds and a block at Syracuse on 2/6
 - Dished out eight assists to lead the team without turning the ball over, adding eight points, three rebounds and a steal at Clemson on 2/3
 - Scored a team-high 21 points on 8-13 from the field, 3-5 from deep, with a season and team-high seven assists, adding three rebounds with only one turnover in a season high 39 minutes at Miami on 2/1
 - Led the team with 5 assists, adding 8 points and 5 rebounds in 30 minutes vs. FSU on 1/27
 - Recorded 18 points on 8-13 shooting, 2-3 from behind the arc, adding three rebounds, two assists and a block at Boston College on 1/16.
 - Scored a team-high 20 points, shooting 8-12 from the field, hitting 4-7 threes while tallying a team-high five assists with two steals vs. Syracuse on 1/13.
 - Named Basketball HOF Women's Showcase MVP after recording team-high 16 points and three assists, adding four rebounds vs. UConn on 12/19
 - Established a new career-high with 22 points, converting on 8-11 from the field and tying her career-high in threes made with five (5-7) vs. ECU on 12/16
 - Tallied nine points and four rebounds vs. Kentucky on 12/12
 - Reached 1,000 career points with 14 points, five assists and four rebounds vs. Belmont on 12/5
 - Scored 17 points on 4-8 from three, adding two rebounds and two steals vs. Michigan on 12/2
 - Converted 5-7 from the field for 11 points at Colorado State on 11/28.
 - Recorded 11 points on 3-6 from behind the arc, in addition to four assists and three steals at Cal Poly on 11/23
 - Recorded a team-high 13 points on 5-14 from the field, in addition to six rebounds and three assists at Washington on 11/20
 - Scored 10 points on 4-7 shooting, 2-3 from 3-point range, while adding three assists vs. UT Martin on 11/17
 - Named to preseason Ann Meyers-Drysdale Award Watch List

- Redshirt Junior Year (2020-21)**
- Played in 28 games with 20 starts, ranked second on the team with 11.4 points and third with 2.2 assists per game. Shot 44 percent from the floor, 55-145 (.379) from 3-point range and 16-20 (.800) from the free throw line
 - Named to ACC All-Tournament First Team
 - Named to All-ACC Academic Team
 - Ranked 8th in ACC with 55 made 3-point field goals
 - In ACC games, ranked sixth in league with 38.9 three-point percentage and 11th in three-point field goals made per game (2.19 avg/g)
 - Reached double figures in 19 of 28 games, including a season-best six-game streak to open the season
 - Made at least one 3-pointer in 24 of 28 games, including 20 games with at least two 3-point makes and nine with at least three 3-pointers
 - Named College Sports Madness ACC Player of the Week on Jan. 18, 2021 after averaging 14.5 points per game, while shooting 52 percent from the floor and 7-15 from beyond the arc in the victories over the Eagles and Seminoles. She added 4.0 assists, 3.5 rebounds and 1.5 steals per game, while committing just one turnover in 59 minutes of action
 - Named to Preseason ACC Newcomer Watch List

- Junior Year (2019-20)**
- Sat out 2019-20 season due to NCAA transfer rules

KIANNA SMITH CAREER STATISTICS																					
			Total		3-Point		F-Throws		Rebounds											Scoring	
Season	gp-gs	min/avg	fg-fga	pct	fg-fga	pct	ft-fta	pct	off	def	tot	avg	pf	fo	ast	to	blk	stl	pts	avg	
2017-18*	32-31	1017/31.8	108-280	.386	36-113	.319	24-35	.686	14	73	87	2.7	66	0	152	74	6	24	276	8.6	
2018-19*	33-33	1113/33.7	125-313	.399	55-157	.350	19-29	.655	20	59	79	2.4	72	1	92	55	15	20	324	9.8	
2020-21	28-20	777/27.8	124-279	.444	55-145	.379	16-20	.800	27	81	108	3.9	55	2	61	31	10	25	319	11.4	
2021-22	30-30	843/28.1	145-332	.437	57-148	.385	11-16	.688	22	70	92	3.1	46	1	88	35	7	27	358	11.9	
TOTAL	58-50	1620/27.9	269-611	.440	112-293	.382	27-36	.750	49	151	200	3.4	101	3	149	66	17	52	677	11.7	
All*	123-114	3750/30.5	502-1204	.417	203-563	.361	70-100	.700	83	283	366	3.0	239	4	393	195	38	96	1277	10.4	
* at Cal																					

* at Cal



21 EMILY ENGSTLER

Forward | 6-1 | Senior
New York, N.Y. | Syracuse / St. Francis Prep

SEASON HIGHS		CAREER HIGHS		MISC STATS		Season	Career
Points.....	20 vs. UT Martin (11/17)	Points	22 vs. Notre Dame (1/5/20)*	Double-Doubles.....		10	10/26*
Reb.....	15 vs. Virginia Tech (2/20), at Pitt (2/24)	Reb.	17 vs. Michigan State (12/20/19)*	10-Plus Points		20	20/52*
Asst.....	6 at Syracuse (2/6), at Notre Dame (2/27)	Asst.	6 (five times), latest at Notre Dame (2/27)	20-Plus Points		1	1/3*
Blocks.....	5 vs. FSU (1/27/22)	Blocks	5 at Michigan (12/5/19)*, vs. FSU (1/27/22)	30-Plus Points		0	0
Steals.....	7 vs. Pittsburgh (1/6), vs. UAlbany (3/18)	Steals	7 vs. Pittsburgh (1/6/22), vs. UAlbany (3/18/22)	Team-High Points.....		8	8/16*
FGM	8 (three times), latest at Notre Dame (2/27)	FGM	10 vs. Notre Dame (1/5/20)*	10-Plus Rebounds.....		12	12/36*
FGA	19 at Pittsburgh (2/24)	FGA.....	19 at Pittsburgh (2/24/22)	Team-High Rebounds		27	27/63*
3FGM.....	4 vs. UT Martin (11/17)	3FGM.....	4 (three times) latest vs. UT Martin (11/17/21)	10-Plus Assists.....		0	0
3FGA.....	5 at Miami (2/1/22)	3FGA.....	10 vs. UNC (2/13/20)*	Team-High Assists		6	5/9*
FT.....	6 vs. Syracuse (1/13)	FT.....	6 vs. Syracuse (1/13/22)	*at Syracuse			
FTA.....	6 (three times), latest at Syracuse (2/6)	FTA.....	6 (seven times), latest at Syracuse (2/6/22)				
Minutes.....	37 at NC State (1/20)	Min.....	40 (three times), latest vs. Louisville (3/6/21)*				

2021-22 GAME-BY-GAME																
Opponent	Min	FG-A	3PT-A	FT-A	O-D-T	PF	AST	TO	BLK	STL	PTS	AVG				
vs. Arizona*	20	1-7	0-1	0-0	1-7-8	3	0	2	0	0	2	2.0				
BELLARMINE*	19	5-8	2-2	0-0	6-8-14	2	3	2	3	4	12	7.0				
UT MARTIN*	21	7-9	4-4	2-2	0-2-2	1	0	1	1	2	20	11.3				
at Washington*	18	4-9	0-1	0-0	3-5-8	3	0	1	3	1	8	10.5				
at Cal Poly*	19	3-6	0-3	0-2	0-9-9	3	1	7	3	4	6	9.6				
at Colorado St*	22	4-9	1-1	1-2	0-8-8	1	1	3	2	1	10	9.7				
MICHIGAN*	35	8-15	2-4	0-0	2-12-14	3	2	5	2	5	18	10.9				
BELMONT*	21	4-8	1-2	0-2	4-4-8	0	2	3	2	1	9	10.6				
KENTUCKY*	35	2-8	0-1	0-0	1-9-10	4	2	2	2	2	4	9.9				
EKU*	21	5-10	1-3	0-0	1-9-10	1	2	3	0	6	11	10.0				
vs. UConn*	21	2-5	1-1	4-4	2-4-6	3	2	1	1	1	9	9.9				
BC*	17	5-7	1-1	3-5	3-4-7	2	4	2	0	3	14	10.3				
at Georgia Tech*	22	6-12	2-3	0-0	2-2-4	4	1	1	0	2	14	10.5				
PITT*	25	5-11	2-4	0-0	4-6-10	2	2	2	2	7	12	10.6				
SYRACUSE*	25	4-8	1-2	6-6	0-8-8	3	5	2	1	0	15	10.9				
at BC*	24	2-6	0-2	0-0	2-5-7	2	1	4	3	6	4	10.5				
at NC St*	38	6-18	1-4	2-3	4-7-11	2	2	3	0	2	15	10.8				
WAKE FOREST*	23	5-8	2-2	3-4	2-6-8	3	3	1	1	2	15	11.0				
FSU*	32	6-13	2-4	5-6	7-5-12	2	2	4	1	5	19	11.4				
DUKE*	22	4-10	0-3	0-0	1-4-5	5	1	1	2	3	8	11.3				
at Miami*	28	2-10	2-5	1-2	3-6-9	4	5	5	1	1	7	11.0				
at Clemson*	25	5-7	0-1	0-4	1-7-8	4	2	2	1	1	10	11.0				
at Syracuse*	23	4-9	0-3	3-6	2-8-10	4	6	3	4	3	11	11.0				
NOTRE DAME*	27	4-9	0-1	1-4	2-10-12	3	5	2	2	5	9	10.9				
at UNC*	27	5-11	0-1	1-2	2-6-8	5	0	4	4	0	11	10.9				
VIRGINIA TECH*	31	7-12	1-2	4-5	6-9-15	5	2	3	1	3	19	11.2				
at Pitt*	35	8-19	0-3	1-3	7-8-15	4	2	3	3	2	17	11.4				
at Notre Dame*	31	8-11	1-3	0-0	2-9-10	1	6	4	3	2	17	11.6				
vs. Miami*	32	3-8	2-4	0-0	4-5-9	2	2	6	0	0	8	11.5				
UALBANY*	22	6-11	0-2	5-5	1-6-7	2	2	1	2	7	17	11.7				
GONZAGA																

Senior Year (2021-2022)

- Named All-ACC First Team and ACC All-Defensive Team
- Named a Cheryl Miller Award Finalist, Naismith Defensive Player of the Year Semifinalist, Midseason Team for 2022 Naismith Player of the Year
- Listed at No. 16 in ESPN's Top 25 Players in the NCAA Tournament
- Listed at No. 25 in ESPN's Top 25 Players, version 2.0. ESPN's Michell Voepel had this to say about Engstler, "She is the perfect cog for the Cardinals, fitting in so well to their gritty style of play that you would almost think she spent her whole career there. Able to play all over the court and have an impact on all aspects of game."
- In ACC play, led league with 2.5 steals per game, ranked third with 9.4 rebounds, 6.4 defensive rebounds, fourth with 2.9 offensive rebounds, fifth with 1.9 blocks and 15th with 12.8 points per game.
- Has led UoFL in rebounds in 27 of 30 games
- Her 10 double-doubles rank fourth in the ACC and are the most by a UoFL player since Kylee Shook had 11 during the 2019-20 campaign
- Led the team with seven rebounds and seven steals while also scoring 17 points in the opening round win of the NCAA tournament vs. UAlbany
- Recorded her third straight double-double and 10th of the season with 17 points and 10 rebounds at Notre Dame
- Recorded ninth double-double of the season with 17 points and a season-high tying 15 rebounds at Pitt
- Recorded her eighth double-double of the season, scoring 19 points, on 7-12 shooting, and grabbing a season-high 15 rebounds while adding a team-high two assists, one block and three steals vs. Virginia Tech on 2/20
- Stuffed the stat sheet, leading team with 12 rebounds and five assists, adding nine points, two blocks and five steals vs. Notre Dame on 2/13
- Turned in her seventh double-double of the season, scoring 11 points and grabbing 10 rebounds while tying a career-high six assists, adding four blocks and three steals in 23 minutes at Syracuse on 2/6
- Led the team with eight rebounds, adding 10 points on 5-7 shooting with two assists, one block and one steal at Clemson on 2/3
- Tallied a season-high five assists and led the team with nine rebounds at Miami on 2/1
- Recorded her sixth double-double of the season with a team high 19 points and 12 rebounds, including 7 offensive rebounds, adding 2 assists, 1 steal, and a career high 5 blocks vs. FSU on 1/27, her five blocks marked first time a UoFL player has had five blocks since Kylee Shook did it on Feb. 23, 2020 at Pitt
- Led the team with eight rebounds, adding 15 points on 5-8 from the field, including 2-2 from deep, three assists, one block and two steals vs. Wake Forest 1/23/22
- Recorded her fifth double-double of the season notching 15 points and a team-high 11 rebounds with two assists and two steals at NC State 1/20/22
- Racked up a team-high seven rebounds, six assists and three blocks while scoring four points with one assist at Boston College on 1/16/22
- Led the team with 8 rebounds and 5 assists, putting up 15 points vs. Syracuse on 1/13/22
- Stuffed the stat sheet with a team-high 12 points and 10 rebounds, adding two assists, two blocks and a career-high seven steals in the win over Pitt on 1/6, her seven steals marked first time a UoFL player has had seven steals in a game since Bria Smith did it twice during the 2014-15 season
- Scored a team-high 14 points on 6-12 from the field, 2-3 from deep, adding four rebounds, one assist and two steals at Georgia Tech on 1/2
- Led the team with 14 points, seven rebounds and four assists while shooting 5-7 from the field, including 1-1 from three vs. Boston College on 12/30
- Tallied nine points and six rebounds vs. UConn on 12/19
- Recorded her fourth double-double of the season with 11 points and 10 rebounds, in addition to tying a career-high six steals vs. ECU on 12/16.
- Recorded nine points, eight rebounds and two blocks vs. Belmont on 12/5
- Filled the stat sheet with a team-high 18 points and 14 rebounds for her second double-double of the season, in addition to five steals, two blocks and two assists vs. Michigan on 12/2
- Recorded ten points and eight rebounds at Colorado State on 12/28
- Added eight points, eight rebounds and three blocks in only 18 minutes at Washington on 11/20
- Recorded a team-high 20 points on a career-high 4-4 from behind the arc vs. UT Martin on 11/17.
- Recorded 12 points and 10 rebounds by halftime vs. Bellarmine to become first UoFL player with double-double in first half since Myisha Hines-Allen did it twice in 2016-17. She finished with 12 points and 14 rebounds for her first Louisville double-double.
- Named to preseason Cheryl Miller Award Watch List

Syracuse - Junior Year (2020-2021)

- Came off the bench as a junior and was named ACC Co-Sixth Player of the Year
- Nearly averaged a double-double with 10.5 points and 9.1 rebounds per game
- She had 12 double-digit scoring games and seven double-doubles
- Recorded double-double in Syracuse's ACC Tournament semifinal loss to Louisville, finishing with a season-high 21 points, while adding 10 rebounds

EMILY ENGSTLER CAREER STATISTICS																				
			Total		3-Point		F-Throws		Rebounds										Scoring	
Season	gp-gs	min/avg	fg-fga	pct	fg-fga	pct	ft-fita	pct	off	def	tot	avg	pf	fo	ast	to	blk	stl	pts	avg
2018-19*	29-0	414/14.3	59-143	.413	15-59	.254	10-16	.625	21	110	131	4.5	52	1	41	60	35	25	143	4.9
2019-20*	31-31	889/28.7	107-285	.375	36-112	.321	27-39	.692	63	211	274	8.8	71	2	81	88	50	35	277	8.9
2020-21*	22-5	658/29.9	90-216	.417	26-70	.371	26-49	.531	52	149	201	9.1	44	0	41	45	35	39	232	10.5
2021-22	30-30	762/25.4	140-294	.476	29-73	.397	42-67	.627	75	197	272	9.1	83	3	68	83	54	77	351	11.7
TOTAL	30-30	762/25.4	140-294	.476	29-73	.397	42-67	.627	75	197	272	9.1	83	3	68	83	54	77	351	11.7
All*	112-66	2723/24.3	396-938	.422	106-314	.338	105-171	.614	211	667	878	7.8	250	6	231	276	174	176	1003	9.0



22 LIZ DIXON

Forward | 6-5 | Senior

Memphis, Tenn. | Georgia Tech / Ridgeway

SEASON HIGHS	CAREER HIGHS	MISC STATS
Points..... 18 at Syracuse (2/6)	Points 22 vs. Duke (1/10/19)*, vs. Wake (2/10/19)*	Double-Doubles..... 0 2/6*
Reb 7 vs. BC (12/30), at Syracuse (2/6)	Reb. 17 vs. Duke (1/10/19)*	10-Plus Points 6 20/37*
Asst..... 3 vs. Duke (1/30)	Asst. 4 vs. Duke (1/10/19)*	20-Plus Points 0 1/4*
Blocks..... 4 vs. FSU (1/27)	Blocks 4 (4x), latest vs. FSU (1/27/22)	30-Plus Points 0 0/0
Steals 1 (six times), latest vs. UAlbany (3/18)	Steals 4 vs. Alabama State (12/5/18)*	Team-High Points..... 3 4/11*
FGM 8 at Syracuse (2/6)	FGM 9 vs. Duke (1/10/19)*	10-Plus Rebounds..... 0 2/6*
FGA 9 at Cal Poly (11/23)	FGA 14 vs. Clemson (2/21/19)*	Team-High Rebounds..... 1 8/14*
3FGM.....	3FGM	10-Plus Assists..... 0 0/0
3FGA.....	3FGA	Team-High Assists 1 1/1
FT 4 vs. Pittsburgh (1/6), vs. Miami (3/4)	FT 9 vs. Pittsburgh (2/7/19)*, vs. Miami (1/26/21)	
FTA 6 vs. Miami (3/4)	FTA..... 12 vs. Miami (1/26/21)	*at Georgia Tech
Minutes..... 25 vs. ECU (12/16)	Minutes..... 43 vs. Wake (2/10/19)*	

2021-22 GAME-BY-GAME																	
Opponent	Min	FG-A	3PT-A	FT-A	O-D-T	PF	AST	TO	BLK	STL	PTS	AVG					
vs. Arizona	15	1-4	0-0	0-0	0-2-2	3	0	1	0	0	2	2.0					
BELLARMINE	15	2-5	0-0	0-0	2-2-4	2	2	1	0	0	4	3.0					
UT MARTIN	13	2-5	0-0	2-3	2-2-4	4	0	1	2	0	6	4.0					
at Washington	23	6-8	0-0	1-2	1-2-3	0	2	0	0	1	13	6.3					
at Cal Poly	13	7-9	0-0	1-1	2-3-5	0	0	0	0	0	15	8.0					
at Colorado St	12	1-1	0-0	1-2	1-2-3	3	0	2	1	0	3	7.2					
MICHIGAN	16	0-6	0-0	0-0	5-0-5	0	1	2	0	0	0	6.1					
BELMONT	13	4-5	0-0	0-0	3-2-5	0	1	1	0	1	8	6.4					
KENTUCKY	7	1-4	0-0	0-0	2-1-3	0	0	0	1	0	2	5.9					
EKU*	25	2-4	0-0	0-0	2-0-2	1	2	1	0	1	4	5.7					
vs. UConn*	19	1-2	0-0	2-2	1-1-2	3	0	0	0	0	4	5.5					
BC	18	4-5	0-0	2-3	3-4-7	2	2	0	0	1	10	5.9					
at Georgia Tech	11	0-0	0-0	0-0	0-2-2	1	0	1	0	1	0	5.5					
PITT	18	2-8	0-0	4-4	3-2-5	0	0	1	1	0	8	5.6					
SYRACUSE	15	4-6	0-0	0-0	2-1-3	0	2	2	1	0	8	5.8					
at BC	5	0-1	0-0	0-0	1-1-2	0	1	0	1	0	0	5.4					
at NC ST	11	0-1	0-0	0-0	2-0-2	1	2	0	0	2	0	5.1					
WAKE FOREST	16	5-5	0-0	2-2	1-4-5	3	0	0	1	0	12	5.5					
FSU	14	3-6	0-0	1-1	2-3-5	2	1	0	4	0	7	5.6					
DUKE	20	1-1	0-0	2-2	0-0-0	2	3	1	0	0	4	5.5					
at Miami	15	1-2	0-0	0-0	2-1-2	0	0	1	2	1	2	5.3					
at Clemson	21	6-6	0-0	0-0	2-1-3	0	1	1	1	0	12	5.6					
at Syracuse	17	8-8	0-0	2-2	3-4-7	2	0	2	1	1	18	6.2					
NOTRE DAME	13	0-1	0-0	0-0	1-1-2	1	0	0	0	0	0	5.9					
at UNC	11	1-1	0-0	0-0	0-1-1	1	0	0	0	0	2	5.8					
VIRGINIA TECH	15	2-6	0-0	3-4	3-2-5	4	0	2	0	0	7	5.8					
at Pitt	12	3-6	0-0	1-2	1-0-1	0	0	0	1	0	7	5.9					
at Notre Dame	18	4-4	0-0	0-0	3-1-4	2	1	2	1	0	8	5.9					
vs. Miami	20	1-1	0-0	4-6	0-2-2	1	0	2	2	1	6	5.9					
UALBANY	17	2-3	0-0	1-2	2-2-4	2	1	1	0	1	5	5.9					
GONZAGA																	

Senior Year (2021-2022)

- From 1/23 to 2/6, had a 6-game stretch where she averaged 9.2 points and was 24-28 (.857) from the field. In wins at Clemson and Syracuse, she scored a combined 30 points and was 14-14 from the floor. Per ESPN, Dixon is the only player this season to go 6-for-6 or better from the field in back-to-back games. And only the third to have two such games at all this season. Southeast Louisiana's Caitlyn Williams and Stetson's Jamiya Turner are the others. Since 1999-2000, no UofL player other than Dixon has had a multi-game streak of going 14-for-14 or better from the floor. The last player at any D-I school to have a multi-game span of going 14-for-14 or better from the floor was LSU's Ayana Mitchell, who was 19-for-19 over a 2-game span in December 2019
- Led the team with 18 points on a perfect 8-8 from the field and 2-2 from the line, adding seven rebounds, one block and one steal in just 17 minutes at Syracuse on 2/6
- Tallied 12 points on a perfect 6-6 from the floor, adding three rebounds, one assist and a block in 21 minutes at Clemson on 2/3
- Turned in a season high 4 blocks, adding 7 points and 5 rebounds in just 14 minutes vs. FSU on 1/27
- Scored 12 points on a perfect 5-5 from the floor and 2-2 from the free throw line, adding five rebounds in 16 minutes vs. Wake Forest on 1/23.
- Ten points on 4-5 from the field, while adding seven rebounds, in just 10 minutes vs. BC on 12/30
- Recorded four points, two rebounds and two assists in her first start of the season vs. ECU on 11/16
- Recorded eight points and five rebounds in 13 minutes vs. Belmont on 12/5
- Scored 15 points on 7-9 from the field, while adding 5 rebounds at Cal Poly on 11/23
- Notched a team-high 13 points on 6-8 from the field at Washington on 11/20

Junior Year (2020-2021)

- Played in all 30 games with seven starts and ranked second on the team with 5.4 rebounds and 1.1 blocks per game. Also averaged 18.6 minutes and 7.6 points, while shooting 56.4 percent from the floor and 35-47 (.745) from the free throw line
- Named to All-ACC Academic Team
- Shot 97-172 (.565) from the floor after shooting just 56-113 (.496) last season. Scoring increased from 4.4 to 7.6 points per game, her rebounds increased from 3.6 to 5.4 rebounds per game and her blocks increased from 0.6 to 1.1 blocks per game
- In ACC games, ranked seventh in league with 1.5 blocks per game, 10th with 2.5 offensive rebounds per game and 18th with 6.1 rebounds per game
- Recorded at least one block in 21 of 30 games, including seven multi-block games
- Provided valuable minutes off the bench, recording six points and seven rebounds in the ACC Quarterfinals vs. Wake Forest on 3/5
- Posted 12 points on 6-7 from the field to close out the regular season at Notre Dame on 2/28
- Recorded eight points, and five rebounds and a team-high four blocks at Florida State on 2/21
- Recorded 12 points, five rebounds and a season-high two assists in only 20 minutes at Pittsburgh on 2/18
- Scored 13 points on 4-9 from the field, 5-5 from the line, in addition to nine rebounds and three blocks against Georgia Tech on 2/11
- 11 points on 5-6 from the field, in addition to six rebounds and a block, in her third of six straight starts at Boston College on 2/4
- Posted seven rebounds and career-high four blocks vs. NC State on 2/1
- 13 points and four rebounds in a season-high 28 minutes and her second start of the season vs. North Carolina on 1/28
- Set Louisville-high in points and posted a near double-double with 21 points and nine rebounds vs. Miami
- Recorded a double-double with 10 points and 10 rebounds in 17 minutes in a win vs. Florida State on 1/17
- Led the team with seven rebounds, in addition to six points vs. Boston College on 1/14
- Recorded 10 points and eight rebounds in her first start of the season vs. Clemson on 1/10
- Posted 14 points on 5-6 from the field in a home win vs. Bellarmine on 1/2
- Scored 12 points on 6-8 shooting in a home win vs. NKU on 1/1
- Recorded three blocked shots in 17 minutes at Duke on 12/9
- Scored seven points and grabbed seven rebounds in 15 minutes vs. UTM on 12/6
- Scored 12 points on 6-6 shooting while adding four rebounds in just nine minutes vs. DePaul on 12/4
- Recorded six points and eight rebounds in 22 minutes vs. ECU on 11/29

Sophomore Year (2019-2020)

- Played in all 32 games with four starts, averaging 4.4 points, 3.6 rebounds, while shooting 49.6 percent from the floor
- Six points and nine rebounds in 25 minutes vs. Syracuse
- Had a team-high seven rebounds, while adding six points against Notre Dame on 2/16
- Seven points on 3-4 shooting and recorded a season-high three blocks at Notre Dame
- Eight points on 4-4 shooting and two blocks at North Carolina
- Nine points on 4-5 shooting, while adding five rebounds at Miami
- 15 points on 6-7 shooting against Boise State
- In her debut as a Cardinal vs. WKU, had her fifth career double-double with team-high 13 rebounds, while adding 10 points

Georgia Tech - Freshman Year (2018-19)

- Named to the All-ACC Freshman team and three times was named ACC Freshman of the Week
- Started all 30 games for the Yellow Jackets and was second on the team and first among ACC freshmen in rebounding with 6.4 per game

LIZ DIXON CAREER STATISTICS																	
Season	gp-gs	min/avg	Total		3-Point		F-Throws		Rebounds				Scoring				
			fg-fga	pct	fg-fga	pct	ft-fa	pct	off	def	tot	avg	pts	fg	ast	to	blk
2018-19*	30-30	768/25.6	130-254	.512	0-0	.000	70-98	.714	103	89	192	6.4	330	78	4	25	18
2019-20	32-4	461/14.4	56-113	.496	0-1	.000	29-45	.644	61	54	115	3.6	141	53	0	9	8
2020-21	30-7	558/18.6	97-172	.564	0-0	.000	35-47	.745	68	94	162	5.4	229	61	0	13	12
2021-22	30-2	454/15.1	74-124	.597	0-0	.000	29-38	.763	52	49	101	3.4	177	40	0	22	10
TOTAL	92-13	1473/16.0	227-409	.555	0-1	.000	93-130	.715	181	197	378	4.1	547	154	0	44	30
All*	122-43	2241/18.4	357-663	.538	0-1	.000	163-228	.715	284	286	570	4.7	877	232	4	69	48

* at Georgia Tech



23 CHELSIE HALL

Guard | 5-7 | Graduate

Boca Raton, Fla. | Vanderbilt / Seffner Christian

SEASON HIGHS		CAREER HIGHS		MISC STATS		Season	Career
Points.....	15 vs. Kentucky (12/12)	Points	26 vs. Belmont (12/21/17)*	Double-Doubles.....	0		1*
Reb.....	6 vs. UT Martin (11/17)	Reb.....	8 (three times), latest at Washington (12/21/19)*	10-Plus Points	9	9/64*	
Asst.....	5 vs. Pittsburgh (1/6)	Asst.....	10 vs. Tennessee State (11/21/18)*	20-Plus Points	0	9*	
Blocks.....		Blocks	2 at Georgia (1/9/20)*	30-Plus Points	0	0	
Steals	5 vs. Pittsburgh (1/6), vs. Syracuse (1/13)	Steals	5 (four times), latest vs. Syracuse (1/13/22)	Team-High Points.....	3	3/20*	
FGM	5 at Syracuse (2/6), vs. ND (2/13)	FGM	10 vs. Ball State (11/20/17)*	10-Plus Rebounds.....	0	0	
FGA	10 at Syracuse (2/6)	FGA.....	20 vs. Tennessee State (11/21/18)*	Team-High Rebounds	0	5*	
3FGM.....	2 at Miami (2/1), at North Carolina (2/17)	3FGM.....	2 (12 times), latest at North Carolina (2/17/22)	10-Plus Assists.....	0	1*	
3FGA.....	5 at Miami (2/1)	3FGA.....	6 vs. Eastern Kentucky (12/15/19)*	Team-High Assists	8	8/48*	
FT	7 vs. Arizona (11/12)	FT	12 at Middle Tennessee (11/9/18)*	*At Vanderbilt			
FTA.....	7 vs. Arizona (11/12)	FTA.....	14 at MTSU (11/9/18)*, at Tennessee (1/7/18)*				
Minutes.....	35 vs. Arizona (11/12)	Minutes.....	42 vs. Washington (12/21/19)*				

2021-22 GAME-BY-GAME														
Opponent	Min	FG-A	3PT-A	FTA	O-D-T	PF	AST	TO	BLK	STL	PTS	AVG		
vs. Arizona*	35	2-9	1-3	7-7	1-3-4	2 3	3	0	2	12	12.0			
BELLARMINE*	19	2-7	0-1	0-0	2-0-2	0 3	0	0	3	4	8.0			
UT MARTIN*	19	0-4	0-1	0-0	0-6-6	3 3	1	0	2	0	5.3			
at Washington*	22	1-2	0-0	0-0	0-4-4	2 4	1	0	0	2	4.5			
at Cal Poly*	18	3-5	1-2	0-0	2-3-5	0 1	1	0	1	7	5.0			
at Colorado St*	17	4-9	1-3	0-0	1-2-3	4 1	0	0	0	9	5.7			
MICHIGAN*	13	1-3	0-0	0-0	0-2-2	3 1	1	0	1	2	5.1			
BELMONT*	29	3-5	1-1	4-4	1-3-4	2 1	0	0	2	11	5.9			
KENTUCKY*	33	5-10	1-2	4-6	1-1-2	3 1	3	0	1	15	6.9			
EKU*	24	2-4	0-2	2-2	0-4-4	1 4	1	0	1	6	6.8			
vs. UConn*	18	0-2	0-1	2-2	0-3-3	0 3	1	0	0	2	6.4			
BC*	21	1-4	0-1	2-2	1-1-1	1 1	1	0	2	4	6.2			
at Georgia Tech*	33	3-6	0-2	1-2	1-3-4	1 1	1	0	2	7	6.2			
PITT*	26	4-9	0-2	2-2	0-3-3	1 5	2	0	5	10	6.5			
SYRACUSE*	32	1-6	0-2	0-0	3-2-5	2 2	3	0	5	2	6.2			
at BC*	24	2-6	0-1	0-2	2-1-3	3 2	1	0	2	4	6.1			
at NC ST*	18	0-4	0-0	0-0	1-2-3	3 0	1	0	0	0	5.7			
WAKE FOREST*	16	3-4	0-0	0-0	0-0-0	1 1	1	0	1	6	5.7			
FSU*	16	0-3	0-1	0-0	1-1-2	0 2	0	0	1	0	5.4			
DUKE*	24	4-8	1-3	0-0	1-3-4	2 3	2	0	2	9	5.6			
at Miami*	20	4-8	2-5	0-0	1-2-3	3 4	2	0	0	10	5.8			
at Clemson*	24	2-6	1-2	0-0	0-3-3	4 3	1	0	1	5	5.8			
at Syracuse*	29	5-10	1-2	0-0	1-2-3	1 2	2	0	0	11	6.0			
NOTRE DAME*	23	5-7	1-1	2-2	1-4-5	2 3	0	0	0	13	6.2			
at UNC*	24	2-4	2-2	0-0	2-1-3	1 1	4	0	2	6	6.2			
VIRGINIA TECH*	29	2-7	0-0	0-0	0-3-3	4 2	0	0	2	4	6.2			
at Pitt*	24	2-6	0-3	1-2	2-1-3	1 2	2	0	2	5	6.1			
at Notre Dame*	28	6-8	1-2	0-0	2-3-5	3 1	0	0	2	13	6.4			
vs. Miami*	29	4-8	1-3	4-4	0-1-1	3 2	2	0	2	13	6.6			
UALBANY*	26	3-5	0-1	0-0	0-3-3	1 0	1	0	0	6	6.6			
GONZAGA														

- Graduate Year (2021-2022)
- Led the team in scoring with 13 points on 4-8 shooting against Miami in ACC Tournament
 - Tied a career-high two threes for six points, in addition to three rebounds and two steals at North Carolina on 2/17
 - Tied a season-high five made jumpshots, scoring 13 points, contributing five rebounds and two assists vs. Notre Dame on 2/13
 - Made a season-high five jumpshots on 10 attempts for 11 points, adding three rebounds and two assists at Syracuse on 2/6
 - Hit a season-high two threes, contributing 10 points, four assists and three rebounds at Miami on 2/1
 - Tallied 9 points, four rebounds, and a team-high three assists, while adding in two steals vs. Duke on 1/30
 - Played 32 minutes and recorded five steals for second straight game vs. Syracuse on 1/13
 - Scored 10 points, adding a team-high five assists, three rebounds and five steals vs. Pittsburgh on 1/6.
 - Filled the stat sheet with seven points, four rebounds, one assist and two steals in 33 minutes at Georgia Tech on 1/2
 - Recorded a team-high 15 points on 5-10 from the field, including three free throws in closing minutes, vs. Kentucky on 12/12
 - Recorded 11 points and four rebounds vs. Belmont on 12/5
 - Scored 10 of her 12 points in the third quarter, adding four rebounds and three assists in Louisville debut vs. Arizona on 11/12
- Vanderbilt - Senior Year (2020-2021)
- Started all eight games of the shortened season
 - Reached 1,000 career points against Alabama on 1/10
 - Led the team in free throw percentage (.824), three-point field goal percentage (83.3), assists (30) and total minutes played (267)
 - Shot 45-of-91 (49.5) from the field, which put her second on the team in field goal percentage
 - Her 49.5 field goal percentage also ranked 11th in the conference at the time Vanderbilt discontinued its season
 - Shot 82.4 percent from the free throw line, which was tops in the SEC when Vanderbilt's season ended
 - Recorded three or more assists in five of eight games
 - Second in team scoring with 15.4 points per game and averaged 4.8 rebounds per game
 - Had a season-high 24 points in the finale at No. 12 Kentucky on 1/17
 - Flirted with a triple-double against VCU with 11 points, nine assists and seven rebounds
- Vanderbilt - Junior Year (2019-2020)
- SEC Community Service team
 - SEC Academic honor roll
 - Started all 30 games
 - Led the team in free throw percentage (.813), assists (117) and minutes (972)
 - Ranked eighth in SEC in assists and assists per game (3.9)
 - Recorded five or more assists in nine games
 - Finished with 319 points (10.6/game), 124 rebounds and 49 steals
 - Reached double-figures in 18 games, including two 20-point games
 - Season-high eight rebounds, nine assists and 42 minutes in overtime win at Washington on 12/21
 - Season-high 21 points in a win over Ole Miss on 2/9
- Vanderbilt - Sophomore Year (2018-2019)
- Saw action in 23 games with 15 starts
 - Missed six games due to injury
 - Collected a team second-best 75 assists on the season
 - Netted double-figures 11 times
 - Season-best 23 points at Middle Tennessee on 11/9
 - Season-high 10 assists against Tennessee State on 11/21
- Vanderbilt - Freshman Year (2017-2018)
- SEC All-Freshman team
 - 31 starts, averaging 11.9 points per game and 3.5 rebounds per game
 - Averaged 11.1 points per game in SEC play
 - Ranked third among SEC freshmen in scoring
 - 19 games in double figures, including three games with 20+ points
 - Season-best five steals against Kentucky on 1/15
 - Season-best eight rebounds against Tennessee
- High School
- Three-year starter for Seffner Christian in Tampa, Fla.
 - First team All-State selection as junior and senior
 - Averaged 18.6 points per game and 5.8 rebounds per game as a senior
 - Helped Seffner Christian to 29-2 overall record and an appearance in Florida 3A state championship
 - Averaged 15.0 points/game, 4.4 assists/game and 4.0 rebounds/game, contributed to squad that made state 3A Final Four...
 - Three-year starter on high school varsity squads beginning in seventh grade prior to moving to Tampa
 - President's Honor Roll recipient

CHELSIE HALL CAREER STATISTICS																					
			Total		3-Point		F-Throws		Rebounds											Scoring	
Season	gp-gs	min/avg	fg-fga	pct	fg-fga	pct	ft-fta	pct	off	def	tot	avg	pf	fo	ast	to	blk	stl	pts	avg	
2017-18*	31-31	917/29.6	143-310	.461	14-43	.326	70-100	.700	21	86	107	3.5	69	1	95	106	0	33	370	11.9	
2018-19*	23-15	577/25.1	82-212	.387	12-38	.316	51-73	.699	16	38	54	2.3	43	1	75	62	2	19	227	9.9	
2019-20*	30-30	972/32.4	122-320	.381	23-76	.303	52-64	.813	21	103	124	4.1	68	0	117	80	5	49	319	10.6	
2020-21*	8-8	267/33.4	45-91	.495	5-6	.833	28-34	.824	6	32	38	4.8	22	0	30	25	0	12	123	15.4	
2021-22	30-30	711/23.7	76-179	.425	15-49	.306	31-37	.838	27	70	97	3.2	57	0	62	38	0	44	198	6.6	
TOTAL	30-30	711/23.7	76-179	.425	15-49	.306	31-37	.838	27	70	97	3.2	57	0	62	38	0	44	198	6.6	
All*	122-114	3444/28.2	468-1112	.421	69-212	.325	232-308	.753	91	329	420	3.4	259	2	379	311	7	157	1237	10.1	



44 OLIVIA COCHRAN

Forward | 6-3 | Sophomore
Columbus, Ga. | Carver

SEASON HIGHS		CAREER HIGHS		MISC STATS		Season	Career
Points.....	19 at NC State (1/20)	Points.....	19 vs. DePaul (12/4/20), at NC State (1/20/22)	Double-Doubles.....		0	4
Reb.....	13 vs. Georgia Tech (1/2)	Reb.....	15 vs. Northwestern (3/24/21)	10-Plus Points		8	23
Asst.....	6 at Colorado State (11/28)	Asst.....	6 at Colorado State (11/28/21)	20-Plus Points		0	0
Blocks.....	3 vs. Georgia Tech (1/2)	Blocks.....	3 vs. Clem (1/10/21), vs. Ga Tech (1/2/22)	30-Plus Points		0	0
Steals	2 (5x), latest at North Carolina (2/17)	Steals	2 (five times), latest at North Carolina (2/17/22)	Team-High Points.....		1	4
FGM	8 at NC State (1/20), at Miami (2/1)	FGM	8 (three times), latest at Miami (2/1/22)	10-Plus Rebounds		2	9
FGA	15 at Miami (2/1)	FGA	15 at Miami (2/1/22)	Team-High Rebounds		3	18
3FGM.....	1 vs. FSU (1/27)	3FGM.....	1 vs. UNC (1/28/21), vs. FSU (1/27/22)	10-Plus Assists		0	0
3FGA.....	1 (four times), latest vs. Notre Dame (2/13)	3FGA.....	2 vs. UNC (1/28/21), at FSU (2/21/21)	Team-High Assists		1	1
FT	5 at CSU (11/28), vs. Pitt (1/6)	FT	9 at SEMO (11/25/20)				
FTA.....	8 at Georgia Tech (1/2)	FTA	10 at SEMO (11/25/20)				
Minutes	34 vs. Georgia Tech (1/2)	Minutes	34 vs. Georgia Tech (1/2/22)				

2021-22 GAME-BY-GAME																
Opponent	Min	FG-A	3PT-A	FT-A	O-D-T	PF	AST	TO	BLK	STL	PTS	AVG				
vs. Arizona*	27	3-8	0-0	1-3	4-0-4	2	0	6	1	1	7	7.0				
BELLARMINE*	18	2-5	0-0	0-0	4-1-5	1	1	1	1	1	4	5.5				
UT MARTIN*	19	3-7	0-0	0-0	1-6-7	1	1	1	2	1	6	5.7				
at Washington*	17	4-8	0-0	0-0	1-2-3	2	0	3	0	1	8	6.3				
at Cal Poly*	20	2-4	0-0	1-1	2-5-7	0	2	3	1	1	5	6.0				
at Colorado St*	24	0-2	0-0	5-6	0-2-2	1	6	0	0	2	5	5.8				
MICHIGAN*	23	3-6	0-0	1-1	5-0-5	4	1	1	1	0	7	6.0				
BELMONT*	23	4-7	0-0	2-2	5-2-7	3	1	4	0	2	10	6.5				
KENTUCKY*	19	2-6	0-0	1-1	3-2-5	2	2	2	2	2	5	6.3				
EKU													DNP			
vs. UConn	22	3-3	0-0	2-4	2-2-4	4	0	6	0	0	8	6.5				
BC*	18	3-6	0-1	4-4	1-3-4	3	1	0	1	1	10	6.8				
at Georgia Tech*	33	2-8	0-0	3-8	6-7-13	2	1	2	3	1	7	6.8				
PITT*	19	3-3	0-0	5-6	1-3-4	2	0	1	1	1	11	7.2				
SYRACUSE*	23	5-10	0-0	3-4	4-3-7	1	1	2	0	1	13	7.6				
at BC*	21	3-6	0-0	2-2	2-2-4	3	1	3	1	0	8	7.6				
at NC ST*	27	8-12	0-0	4-5	5-2-7	4	1	2	1	0	19	8.3				
WAKE FOREST*	19	1-3	0-0	2-2	1-2-3	2	0	3	0	2	4	8.1				
FSU*	29	6-10	1-1	4-4	1-6-6	2	0	0	0	0	17	8.6				
DUKE*	16	3-3	0-0	1-1	1-2-3	3	1	4	1	0	7	8.5				
at Miami*	30	8-15	0-1	2-3	2-3-5	0	1	0	0	0	18	9.0				
at Clemson*	16	3-7	0-0	0-0	1-1-2	4	1	1	1	0	6	8.8				
at Syracuse*	20	4-6	0-0	1-1	3-8-11	3	1	2	0	0	9	8.8				
NOTRE DAME*	27	1-5	0-1	4-4	4-4-8	2	2	1	0	0	6	8.7				
at UNC*	27	5-6	0-0	4-5	1-4-5	4	0	1	2	2	14	8.9				
VIRGINIA TECH*	21	2-9	0-0	0-0	4-2-6	2	1	2	0	0	6	8.7				
at Pitt*	28	3-7	0-0	3-6	3-2-5	3	2	1	1	1	9	8.7				
at Notre Dame*	20	1-5	0-0	1-2	0-2-2	1	1	2	1	0	3	8.5				
vs. Miami*	19	2-3	0-0	3-4	3-1-4	2	0	2	0	0	7	8.5				
UALBANY*	15	4-4	0-0	2-6	3-1-4	0	1	1	0	1	10	8.5				
GONZAGA																

Sophomore Year (2021-22)

- In ACC play, ranked fourth on the team with 9.7 points per game, while pulling down 5.8 rebounds per game and shooting 50 percent from the floor and 75 percent from the stripe
- Shot a perfect 4-4 from the field and added four rebounds in the opening round win of the NCAA tournament vs. UAlbany
- Recorded 14 points on 5-6 from the field and 4-5 from the line, adding five rebounds, two blocks and two steals at UNC on 2/17
- Led the team 11 rebounds while adding nine points off 4-6 from the floor and one assist at Syracuse on 2/6
- Recorded 18 points on 8-15 from the field, including game-winner, while adding five rebounds and one assist at Miami on 2/1
- Scored 17 points on 6-10 shooting, including her first 3 of the season, with 6 rebounds vs. FSU on 1/27
- Led the team with a career-high tying 19 points on 8-12 from the field, adding seven rebounds, one assist and one block at NC State on 1/20
- Put up a season-high 13 points, shooting 5-10 and adding 7 rebounds, 1 assist, and 1 steal, vs. Syracuse on 1/13
- Talled a new season-high 11 points, shooting a perfect 3-3 from the field and 5-6 from the charity stripe, adding four rebounds, one block and one steal vs. Pitt on 1/6
- Recorded a season high 13 rebounds while tying a career high three blocks, adding seven points, one assist and one steal in 33 minutes (ties career high) at Georgia Tech on 1/2
- Tied a season high 10 points, adding four rebounds, one assist, one steal and one block while hitting 3-6 shots from the field and going a perfect 4-4 from the charity stripe vs. BC on 12/30
- Added eight points and four rebounds vs. UConn on 12/19
- Recorded 10 points and seven rebounds in 22 minutes vs. Belmont on 12/5
- Filled the stat sheet with seven points, five rebounds, an assist, block and steal vs. Michigan on 12/2
- Recorded a career-high six assists while committing zero turnovers at Colorado State
- Named to Katrina McClain Award Watch List

Freshman Year (2020-21)

- Played in 29 games with 25 starts, leading the team with 6.9 rebounds per game. Averaged 20.9 minutes, 9.9 points and 0.8 blocks. Shot 54.4 percent from the floor and 63-81 (.778) from the free throw line
- Named to the 2020-21 ACC All-Freshman Team
- Ranked in top five among ACC freshmen in points per game, blocks, rebounds and free throws made/attempted
- In ACC games, ranked 12th in league with 5.0 defensive rebounds per game and 6.7 total rebounds per game, while ranking 14th with 1.1 blocks per game
- Five double-doubles on the season with 13 points and 15 rebounds vs. Northwestern, 10 points and 10 rebounds vs. Syracuse, 19 points and 10 rebounds vs. DePaul, 11 points and 12 rebounds at Duke and 10 points and 11 rebounds at WF. She is the first UofL freshman with five double-doubles in a season since Angel McCoughtry in 2005-06
- Scored in double figures in 15 of 29 games and recorded double figure rebounds seven times
- Recorded at least one block in 18 of 29 games
- Recorded her fifth double-double of the season with 13 points and a season-high 15 rebounds in the second round of the NCAA Tourney vs. Northwestern. Her 15 rebounds are tied for second most ever by a UofL player in NCAA Tournament game
- Posted her fourth double-double of the season with 10 points and 10 rebounds vs. Syracuse in the ACC Semifinals on 3/6
- Recorded eight points, five rebounds and two blocks at Notre Dame on 2/28
- Returned to the starting lineup, contributing 12 points and a team-high nine rebounds at Florida State on 2/21
- One of four players in double-figures, recording 13 points, six rebounds and one block vs. Georgia Tech on 2/11
- Recorded a team-high 11 rebounds in a win vs. Notre Dame on 2/7
- Posted eight points and nine rebounds in a career-high 33 minutes vs. NC State on 2/1
- Converted on her first seven shots from the field, recording a team-high 17 points and seven rebounds in 30 minutes vs. North Carolina on 1/28
- Posted her third career double-double with 10 points and 11 rebounds in 28 minutes at Wake Forest on 1/24
- Recorded 18 points and a team-high seven rebounds vs. Boston College on 1/14
- Recorded a season-high three blocks and a team-high nine rebounds vs. Clemson on 1/10
- Scored a team-high 15 points on a perfect 7-7 shooting vs. Bellarmine on 1/2
- Recorded a double-double with 11 points and a team-high 12 rebounds in a win over Duke on 12/9
- Scored seven points and grabbed a team-high 10 rebounds in 19 minutes vs. UTM on 12/6
- Recorded her first career double-double with 19 points and 10 rebounds, while shooting 8-9 from floor, vs. DePaul on 12/4
- Recorded a team-high 17 points and eight rebounds, while shooting 9-10 from the free throw line, in only 18 minutes in collegiate debut at SEMO on 11/25

Personal

- Born on November 13, 2001
- Her mother, Tara Williams, was a second-team All-SEC guard as a senior at Auburn in 1997 and played two seasons in the WNBA. Her father, Antonio Cochran, was a defensive lineman at Georgia and was a fourth round pick in the 1999 NFL Draft by the Seattle Seahawks. He played five seasons for Seattle and one season for the Arizona Cardinals
- Majoring in sports administration, minoring in communications
- Her mother, Tara Williams, was a second-team All-SEC guard as a senior at Auburn in 1997 and played two seasons in the WNBA. Her father, Antonio Cochran, was a defensive lineman at Georgia and was a fourth round pick in the 1999 NFL Draft by the Seattle Seahawks. He played five seasons for Seattle and one season for the Arizona Cardinals
- Majoring in sports administration, minoring in communications

OLIVIA COCHRAN CAREER STATISTICS																		
Season	gp-gs	min/avg	Total		3-Point		F-Throws		Rebounds				Scoring					
			fq-fga	pct	fg-fga	pct	ft-fta	pct	off	def	tot	avg	pts	fo	ast	to	blk	stl
2020-21	29-25	607/20.9	111-204	.544	1-7	.143	63-81	.778	60	140	200	6.9	286	0	20	48	24	12
2021-22	29-28	644/22.2	93-184	.505	1-4	.250	60-84	.714	73	79	152	5.2	247	0	30	57	21	21
TOTAL	58-53	1251/21.6	204-388	.526	2-11	.182	123-165	.745	133	219	352	6.1	533	0	50	105	45	33



45 SYDNI SCHETNAN

Forward | 6-5 | Freshman
Sioux Falls, S.D. | Washington HS

SEASON HIGHS	MISC STATS	Season	Career
Points..... 2 at Clemson (2/3)	Double-Doubles.....		
Reb 2 vs. UT Martin (11/17)	10-Plus Points		
Asst.....	20-Plus Points		
Blocks..... 1 at Clemson (2/3)	30-Plus Points		
Steals 1 vs. Bellarmine (11/16)	Team-High Points.....		
FGM 1 at Clemson (2/3)	10-Plus Rebounds		
FGA 1 at Colorado State (11/28), at Clemson (2/3)	Team-High Rebounds		
3FGM.....	10-Plus Assists.....		
3FGA.....	Team-High Assists		
FT			
FTA.....			
Minutes..... 8 vs. Bellarmine (11/16)			

2021-22 GAME-BY-GAME																
Opponent	Min	FG-A	3PT-A	FTA	O-D-T	PF	AST	TO	BLK	STL	PTS	AVG				
vs. Arizona													DNP			
BELLARMINE	8	0-0	0-0	0-0	0-1-1	0	0	0	0	1	0	0.0				
UT MARTIN	3	0-0	0-0	0-0	0-2-2	0	0	0	0	0	0	0.0				
at Washington													DNP			
at Cal Poly	6	0-0	0-0	0-0	0-1-1	2	0	0	0	0	0	0-0				
at Colorado St	4	0-1	0-0	0-0	0-0-0	0	0	0	0	0	0	0.0				
MICHIGAN	1	0-0	0-0	0-0	0-0-0	0	0	0	0	0	0	0.0				
BELMONT													DNP			
KENTUCKY													DNP			
EKU													DNP			
vs. UConn													DNP			
BC													DNP			
at Georgia Tech													DNP			
PITT													DNP			
SYRACUSE													DNP			
at BC													DNP			
at NC ST													DNP			
WAKE FOREST	3	0-0	0-0	0-0	0-0-0	0	0	0	0	0	0	0.0				
FSU													DNP			
DUKE													DNP			
at Miami													DNP			
at Clemson	3	1-1	0-0	0-0	0-0-0	0	0	0	1	0	2	0.3				
at Syracuse													DNP			
NOTRE DAME	2	0-0	0-0	0-0	0-0-0	0	0	0	0	0	0	0.3				
at UNC													DNP			
VIRGINIA TECH													DNP			
at Pitt													DNP			
at Notre Dame	2	0-0	0-0	0-0	0-2-2	0	0	0	0	0	0	0.2				
vs. Miami													DNP			
UALBANY	2	0-0	0-0	0-0	0-0-0	0	0	0	0	0	0	0.2				

Freshman Year (2021-2022)

- Recorded her first career points and block at Clemson on 2/3
- Tallied a rebound and steal in her collegiate debut vs. Bellarmine on 11/16

High School

- Ranked as No. 69 prospect by Collegiate Girls Basketball Report and No. 101 by PASS. Ranked as a three-star prospect and the 10th best post player by espnW Hoop Gurlz. Listed as a four-star prospect by Prospects Nation and the 11th best post player
- Averaged 16.1 points, 9.2 rebounds, 4.5 blocks per game while shooting 57.6% from floor as a senior
- Helped lead Washington to 20-2 record in 2020-21, Class AA State Champions and Metro-Conference Champions
- Set a school record for blocks in a season with 81 as a senior and set career record with 186
- Named 2021 Class AA All-State First Team, 2021 USA South Dakota Female Basketball Player of the Year, 2021 Class AA Player of the Year, 2021 Argus Leader First-Five Team Member, 2021 Midco Sports Class AA Player of the Year, 2021 Metro All-Conference First Team
- Earned First Team Class AA All-State honors in 2020 after averaging 12.8 points and 8.3 rebounds, while shooting 48 percent from the floor. She blocked an impressive 75 shots in just 20 games, good for 3.8 blocks per game
- In 2020, helped lead Washington to a 12-8 record and a spot in the Class AA state basketball tournament. She had 24 points, eight rebounds, three steals, two blocks, and an assist in a 65-48 win over No. 11 Mitchell in the state playoffs before the cancellation of tournament
- Named 2020 Class AA All-State First Team Volleyball
- Plans to play both basketball and volleyball at the University of Louisville

Personal

- Born on December 12, 2002
- Daughter of Thad and Kim, has one sister Jadyn
- Major is undecided
- Comes from a super-athletic family as her father ran cross country at North Dakota and her mother played basketball at South Dakota State and then ended her career at the University of South Dakota-Sioux Falls
- Her Aunt JoElle (Byre) Benson played at South Dakota State University and is in the SD High School Hall of Fame and Washington High School Hall of Fame along with her 1980 Basketball Team. She was also Miss Basketball
- Grandpa Elton Byre played at Dakota Wesleyan University where we ended with numerous records and is the Dakota Wesleyan Hall of Fame and South Dakota BB Hall of Fame.
- She has a cousin that plays football at Iowa, two cousins that played volleyball at SDSU

SYDNI SCHETNAN CAREER STATISTICS																				
			Total		3-Point		F-Throws		Rebounds										Scoring	
Season	gp-gs	min/avg	fg-fga	pct	fg-fga	pct	ft-fta	pct	off	def	tot	avg	pf	fo	ast	to	blk	stl	pts	avg
2021-22	10-0	34/3.4	1-2	.500	0-0	.000	0-0	.000	0	6	6	0.6	5	0	0	0	1	1	2	0.2
TOTAL	10-0	34/3.4	1-2	.500	0-0	.000	0-0	.000	0	6	6	0.6	5	0	0	0	1	1	2	0.2

GAME 31: NCAA TOURNAMENT SECOND ROUND vs. GONZAGA | MARCH 20, 2022

045-046: Mark Deak, Editor, Mark.Deak@unh.edu, 603-882-2000

Shooting By Period			
1 st	FG%	3-10	30.0%
	3PT%	2-3	66.7%
	FT%	2-2	100%
2 nd	FG%	2-14	14.3%
	3PT%	0-3	0.0%
	FT%	0-0	0%
3 rd	FG%	1-10	10.0%
	3PT%	0-2	0.0%
	FT%	2-4	50%
4 th	FG%	1-13	7.7%
	3PT%	0-4	0.0%
	FT%	5-6	83.3%
GM	FG%	7-47	14.9%
	3PT%	2-12	16.7%
	FT%	9-12	75.0%

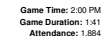
Dead Ball Rebounds: 1 0

Shooting By Period			
1 st	FG%	12-24	50.0%
	3PT%	3-7	42.9%
	FT%	1-2	50%
2 nd	FG%	9-18	50.0%
	3PT%	2-8	25.0%
	FT%	0-3	0%
3 rd	FG%	8-17	47.1%
	3PT%	0-4	0.0%
	FT%	0-0	0%
4 th	FG%	8-11	72.7%
	3PT%	0-2	0.0%
	FT%	2-2	100%
GM	FG%	37-70	52.9%
	3PT%	5-21	23.8%
	FT%	3-7	42.9%

Dead Ball Rebounds: 1, 0

Dead Ball Rebounds: 1.0

	BU.	LOU	Points from	BU.	LOU	Period by Period Scoring					
Biggest lead	0 (1st 10:00)	57 (4th 0:57)	Turnovers	6	32		1st	2nd	3rd	4th	TOT
Best Scoring Run	3 (1st 7:27)	13 (1st 2:21)	Paint	10	52	BU.	10	4	4	7	25
Lead Changes			Second Chance	2	24						
Times Tied	0		Fast Breaks	0	20	LOU	28	20	16	18	82
Time with Lead	00:00	39:30	Bench	11	42						



Officials: Michel Murray, InEini Robinson, Felecity Willis

Shooting By Period		
1 st	FG%	6-19 31.6%
	3PT%	0-3 0.0%
	FT%	1-1 100%
2 nd	FG%	9-17 52.9%
	3PT%	1-2 50.0%
	FT%	1-2 50%
3 rd	FG%	10-16 62.5%
	3PT%	1-4 25.0%
	FT%	0-0 0%
4 th	FG%	1-11 9.1%
	3PT%	0-1 0.0%
	FT%	5-8 62.5%
GM	FG%	26-63 41.3%
	3PT%	2-10 20.0%
	FT%	7-11 63.6%

Dead Ball Rebounds: 3.6

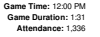
Shooting By Period			
1 st	FG%	6-12	50.0%
	3PT%	3-4	75.0%
	FT%	0-3	0%
2 nd	FG%	4-11	36.4%
	3PT%	0-3	0.0%
	FT%	0-0	0%
3 rd	FG%	5-16	31.3%
	3PT%	2-5	40.0%
	FT%	3-4	75%
4 th	FG%	6-14	42.9%
	3PT%	1-4	25.0%
	FT%	2-2	100%
GM FG%	21-53	39.6%	
	3PT%	6-16	37.5%
	FT%	5-9	55.6%

Dead Ball Rebounds: 1

Dead Ball Rebounds: 1 2

	Louisv	WASH	Points from		Louisv	WASH	Period by Period Scoring				
Biggest lead	16 (3rd 3:13)	5 (1st 6:47)	Turnovers	17	13	Louisv	1st	2nd	3rd	4th	TOT
Best Scoring Run	9 (3rd 9:02)	13 (4th 3:08)	Paint	34	30		13	20	21	7	61
Lead Changes	2		Second Chance	7	8	WASH	15	8	15	15	53
Times Tied	4		Fast Breaks	18	8		15	8	15	15	53
Time with Lead	25:56	10:18	Bench	19	15						

GAME 31: NCAA TOURNAMENT SECOND ROUND vs. GONZAGA | MARCH 20, 2022



Officials: Brenda Pantoja, Melissa Barlow, Michol Murray

Shooting By Period		
1 st	FG	9-16 56.3%
	3PT	3-5 60.0%
	FT	3-4 75%
2 nd	FG	8-13 61.5%
	3PT	1-2 50.0%
	FT	0-0 0%
3 rd	FG	6-11 54.5%
	3PT	1-1 100.0%
	FT	3-4 75%
4 th	FG	5-13 38.5%
	3PT	0-2 0.0%
	FT	4-5 80%
GM	FG	28-53 52.8%
	3PT	5-10 50.0%
	FT	10-13 76.9%

Dead Ball Rebounds: 1, 0

Technical Fouls::NONE

Dead Ball Rebounds: 1, 0

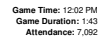
Technical Fouls::NONE

	Shooting by Period	
1st	FG: 4-10	40.0%
	3PT: 0-1	0.0%
	FT: 2-4	50%
2nd	FG: 6-14	42.9%
	3PT: 3-6	50.0%
	FT: 0-0	0%
3rd	FG: 4-13	30.8%
	3PT: 1-3	33.3%
	FT: 6-7	85.7%
4th	FG: 5-12	41.7%
	3PT: 1-5	20.0%
	FT: 5-8	62.5%
GM FG:	19-49	38.8%
	3PT: 5-15	33.3%
	FT: 13-19	68.4%

Dead Ball Rebounds: 2.0

Dead Ball Rebounds: 2, 0

Biggest lead	21 (4 th 3:21)	0 (1 st 10:00)	Points from	UoL	CSU	Period by Period Scoring					
Best Scoring Run	9(1 st 3:48)	7(3 rd 6:54)	Turnovers	14	10		1st	2nd	3rd	4th	TOT
Lead Changes	0		Second Chance	6	0	UoL	24	17	16	14	71
Times Tied	0		Fast Breaks	5	5	CSU	10	15	15	16	56
Time with Lead	38:23	00:00	Bench	32	17						



Officials: Luis Gonzalez, Meadow Overstreet, Krystle Apellaniz

Shooting By Period			
1 st	FG%	6-15	40.0%
	3PT%	0-7	0.0%
	FT%	0-0	0%
2 nd	FG%	5-15	33.3%
	3PT%	2-9	22.2%
	FT%	0-0	0%
3 rd	FG%	9-17	52.9%
	3PT%	2-6	33.3%
	FT%	0-0	0%
4 th	FG%	8-15	53.3%
	3PT%	5-7	71.4%
	FT%	1-1	100%
GM FG%	28-62	45.2%	
	3PT%	9-29	31.0%
	FT%	1-1	100.0%

Dead Ball Bounces 6.0

Shooting By Period			
1 st	FG%	7-17	41.2%
	3PT%	0-4	0.0%
	FT%	3-6	50%
2 nd	FG%	10-20	50.0%
	3PT%	2-2	100.0%
	FT%	0-0	0%
3 rd	FG%	11-16	68.8%
	3PT%	3-4	75.0%
	FT%	0-0	0%
4 th	FG%	6-10	60.0%
	3PT%	0-0	0.0%
	FT%	4-4	100%
GM FG%		34-63	54.0%
3PT%		5-10	50.0%
FT%		3-6	50.0%

17	10	10	2	0	14
----	----	----	---	---	----

3P1%	5-10	50.0%
5P%	3-10	30.0%

Biggest lead	BEL	LOU	Points from	BEL	LOU	Period by Period Scoring					
	0 (1st 10:00)	23 (3rd 0:09)	Turnovers	12	18		1st	2nd	3rd	4th	TOT
Best Scoring Run	8(4th 8:19)	11(2nd 1:55)	Paint	28	46	BEL	12	12	20	22	66
Lead Changes	0		Second Chance	4	16						
Times Tied	3		Fast Breaks	6	10	LOU	17	22	25	16	80
Time with Lead	00:00	36:37	Bench	14	20						

2021-22 LOUISVILLE CARDINALS BASKETBALL

GAME 31: NCAA TOURNAMENT SECOND ROUND vs. GONZAGA | MARCH 20, 2022



Official Basketball Box Score - Final
#14 Kentucky at #7 Louisville
12/16/21 KFC Yum! Center, Louisville
2021-22 Women's Basketball

Game Time: 1:05 PM
Game Duration: 2:00
Attendance: 12,167

Officials: Eric Brewton, Karen Prevot, Bruce Morris

#14 Kentucky - 58

Record: 6-3

NO.	Name	Min	FG		3P	FT	Rebounds		Fouls		TP	AS	TO	ST	Blocks		+/-
			M-A	M-A	M-A	M-A	OR	DR	TOT	PF	FD				BS	BA	
44	Dre'una Edwards	F 36:19	6-14	0-2	2-3	5	9	14	2	2	14	4	7	0	1	3	-8
1	Robyn Benton	G 34:47	5-12	1-3	2-2	0	1	1	5	2	13	2	1	0	0	3	-7
3	Jazmine Massengill	G 35:23	0-4	0-0	0-0	0	1	1	0	1	0	1	2	0	0	0	-7
10	Rhynne Howard	G 39:30	3-13	1-6	2-4	1	6	7	4	4	9	2	2	0	2	0	-6
12	Treasure Hunt	G 31:10	5-8	1-1	3-5	2	5	7	1	4	14	1	5	0	0	0	-4
11	Jada Walker	18:23	2-3	0-1	4-6	0	0	0	2	3	8	1	2	0	0	0	2
00	Olivia Owens	04:28	0-0	0-0	0-0	0	1	1	3	0	0	0	2	0	0	0	0
Team							3	3	6			0					
Totals			21-54	3-13	13-20		11	26	37	18	16	58	11	21	0	3	6

Technical Fouls: Coach 4th 0:06

Shooting By Period
1st FG% 6-14 42.9%
3PT% 1-3 33.3%
FT% 2-2 100%
2nd FG% 7-13 53.8%
3PT% 2-3 66.7%
FT% 4-8 50.0%
3rd FG% 1-3 33.3%
3PT% 0-4 0.0%
FT% 4-4 100%
4th FG% 7-14 50.0%
3PT% 0-3 0.0%
FT% 5-6 83.3%
GM FG% 21-54 38.9%
3PT% 3-13 23.1%
FT% 13-20 65.0%

Dead Ball Rebounds: 5, 1

#7 Louisville - 64

Record: 8-1

NO.	Name	Min	FG		3P	FT	Rebounds		Fouls		TP	AS	TO	ST	Blocks		+/-
			M-A	M-A	M-A	M-A	OR	DR	TOT	PF	FD				BS	BA	
44	Olivia Cochran	F 18:44	2-6	0-0	1-1	3	2	5	2	2	5	2	2	2	0	0	9
10	Hailey Van Lith	G 32:31	5-11	1-2	2-2	0	4	4	2	3	13	1	6	2	0	0	11
14	Kianna Smith	G 28:28	4-11	1-4	0-1	2	2	4	5	3	9	0	0	0	0	1	4
21	Emily Engstler	G 34:49	2-8	0-1	0-0	1	9	10	4	1	4	2	2	2	0	0	5
23	Chelsie Hall	G 32:31	5-10	1-2	4-6	1	1	2	3	4	15	1	3	1	0	1	6
22	Liz Dixon	06:53	1-4	0-0	0-0	2	1	3	0	0	2	0	0	0	1	1	-3
2	Ahlana Smith	22:24	6-11	1-3	0-0	1	1	2	0	0	13	0	0	2	1	0	-2
5	Mykasa Robinson	19:34	1-2	0-0	1-2	2	3	5	2	3	3	0	0	1	0	0	1
11	Norika Konno	04:06	0-2	0-1	0-0	0	0	0	0	1	0	0	0	0	0	0	-1
Team							1	1	2			0					
Totals			26-65	4-13	8-12		13	24	37	18	17	64	9	13	10	6	3

Technical Fouls: Robinson 2nd 6:37 Cochran 2nd 0:27

Shooting By Period
1st FG% 7-19 36.8%
3PT% 2-3 66.7%
FT% 3-4 75%
2nd FG% 6-17 35.3%
3PT% 1-5 20.0%
FT% 0-0 0%
3rd FG% 5-16 31.3%
3PT% 1-4 25.0%
FT% 1-2 50%
4th FG% 8-13 61.5%
3PT% 0-1 0.0%
FT% 4-6 66.7%
GM FG% 26-65 40.0%
3PT% 4-13 30.8%
FT% 8-12 66.7%

Dead Ball Rebounds: 3, 0

	KEN	LOU
Biggest lead	2 (1 st 9:05)	10 (2 nd 8:14)
Best Scoring Run	8 (2 nd 1:38)	7 (1 st 3:45)
Lead Changes	5	
Times Tied	4	
Time with Lead	02:39	34:14

Points from	KEN	LOU
Turnovers	9	21
Paint	28	32
Second Chance	6	8
Fast Breaks	6	8
Bench	8	18

Period by Period Scoring	1st	2nd	3rd	4th	TOT
KEN	13	20	6	19	58
LOU	19	13	12	20	64



Official Basketball Box Score - Final
Eastern Ky. at Louisville
12/16/21 KFC Yum! Center, Louisville
2021-22 Women's Basketball

Game Time: 8:02 PM
Game Duration: 1:43
Attendance: 6,937

Officials: Jules Gallien, Tiara Cruise, Teresa Buck

Eastern Ky. - 38

Record: 4-6

NO.	Name	Min	FG		3P	FT	Rebounds		Fouls		TP	AS	TO	ST	Blocks		+/-
			M-A	M-A	M-A	M-A	OR	DR	TOT	PF	FD				BS	BA	
35	Liyah Green	G 30:30	1-4	0-0	0-0	0	5	5	1	0	2	1	1	1	0	0	-37
3	Brie Crittendon	G 20:14	1-1	0-0	0-0	0	2	2	0	0	2	0	4	1	0	0	-24
11	Ariel Kirkwood	G 25:28	3-12	1-3	1-2	1	1	2	1	2	8	0	4	1	1	2	-25
15	Bria Bass	G 28:16	1-7	0-3	0-0	1	5	6	0	2	2	1	1	1	0	0	-28
30	Alice Recanat	G 31:18	2-5	0-0	2-4	1	0	1	2	4	6	2	8	1	0	0	-34
20	Emma Hasker	18:01	2-4	2-3	4-5	1	0	1	3	4	10	0	1	2	0	1	-26
2	Kayra Freeman	19:01	0-1	0-0	2-2	0	2	2	1	2	2	2	3	0	0	1	-27
5	Ally Collett	10:18	0-4	0-2	0-0	0	2	2	0	0	0	0	1	0	0	2	-6
22	Kalissa Lacy	08:20	2-7	2-5	0-0	2	2	4	0	0	6	0	1	0	0	1	-4
1	Arina Khlopikova	05:45	0-1	0-0	0-0	0	0	0	0	0	0	0	0	1	0	0	-4
10	Georgia Baldwin	02:49	0-1	0-0	0-0	0	0	0	0	0	0	0	1	0	0	0	-5
Team							1	1	2			0					
Totals			12-47	5-16	9-13		7	20	27	8	14	38	6	25	8	2	5

Technical Fouls: NONE

Shooting By Period
1st FG% 4-11 36.4%
3PT% 1-3 33.3%
FT% 2-2 100%
2nd FG% 5-17 29.4%
3PT% 3-8 37.5%
FT% 5-6 83.3%
3rd FG% 1-7 14.3%
3PT% 0-2 0.0%
FT% 3-5 60%
4th FG% 2-12 16.7%
3PT% 1-3 33.3%
FT% 0-0 0%
GM FG% 12-47 25.5%
3PT% 3-16 13.3%
FT% 9-13 69.2%

Dead Ball Rebounds: 2, 0

Louisville - 82

Record: 9-1

NO.	Name	Min	FG		3P	FT	Rebounds		Fouls		TP	AS	TO	ST	Blocks		+/-
			M-A	M-A	M-A	M-A	OR	DR	TOT	PF	FD				BS	BA	
22	Liz Dixon	F 25:27	2-4	0-0	0-0	2	0	2	1	0	4	2	1	1	0	0	34
10	Hailey Van Lith	G 23:47	6-12	0-4	1-1	1	2	3	0	1	13	2	3	0	0	0	27
14	Kianna Smith	G 22:47	8-11	5-7	1-1	1	3	4	2	1	22	2	0	1	0	1	28
21	Emily Engstler	G 23:00	5-10	1-3	0-0	1	9	10	1	1	11	2	3	6	0	0	28
23	Chelsie Hall	G 23:47	2-4	0-2	2-2	0	4	4	1	1	6	4	1	1	0	0	27
2	Ahlana Smith	14:37	2-7	1-4	0-0	1	0	1	0	2	5	2	2	2	1	1	15
5	Mykasa Robinson	19:36	1-2	0-0	0-0	1	3	4	2	1	2	4	1	2	0	0	19
11	Norika Konno	20:36	2-7	2-4	0-0	1	3	4	0	1	6	4	0	1	2	0	18
12	Payton Verhulst	17:13	5-7	2-3	0-0	2	5	7	3	0	12	0	2	1	2	0	16
13	Merissah Russell	11:10	0-1	0-0	1-2	0	1	1	2	2	1	1	0	0	0	0	8
Team							2	0	2			0					
Totals			33-65	11-27	5-6		12	30	42	14	8	82	23	13	15	5	2

Technical Fouls: NONE

Shooting By Period
1st FG% 10-19 52.6%
3PT% 2-9 22.2%
FT% 3-3 100%
2nd FG% 11-16 68.8%
3PT% 3-5 60.0%
FT% 1-1 100%
3rd FG% 7-14 50.0%
3PT% 5-7 71.4%
FT% 0-0 0%
4th FG% 5-16 31.3%
3PT% 1-6 16.7%
FT% 1-2 50%
GM FG% 33-65 50.8%
3PT% 11-27 40.7%
FT% 5-6 83.3%

Dead Ball Rebounds: 1, 0

	EKU	LOU
Biggest lead	2 (1 st 9:18)	44 (4 th 0:30)
Best Scoring Run	5 (2 nd 5:41)	11 (1 st 4:32)
Lead Changes	1	
Times Tied	1	
Time with Lead	00:47	36:28

Points from	EKU	LOU
Turnovers	5	26
Paint	8	38
Second Chance	6	8
Fast Breaks	0	9
Bench	18	26

Period by Period Scoring	1st	2nd	3rd	4th	TOT
EKU	10	18	5	5	38
LOU	25	26	19	12	82



Official Basketball Box Score - Final
Louisville at UConn
12/19/21 Mohegan Sun Arena, Uncasville
2021-22 Women's Basketball

Game Time: 3:30 PM
Game Duration: 2:00
Attendance: 8,204

Officials: Joe Vaszily, Paulani Spurlock, Jeff Smith

Louisville - 69

Record: 10-1

NO.	Name	F	Min	FG		3P	FT	Rebounds		Fouls		TP	AS	TO	ST	Blocks		+/-	
				M	A	M	A	OR	DR	TOT	PF					FD	BS		BA
22	Liz Dixon	F	19:47	1-2	0-0	2-2	1	1	2	3	1	4	0	0	0	0	0	3	
10	Hailey Van Lith	G	29:52	5-14	2-2	4-4	2	2	4	1	3	16	3	0	0	0	1	-4	
14	Kianna Smith	G	36:27	7-14	1-4	1-2	1	3	4	2	2	16	3	1	1	0	0	-5	
21	Emily Engstler	G	20:55	2-5	1-1	4-4	2	4	6	3	2	9	2	1	1	1	0	9	
23	Chelsie Hall	G	17:53	0-2	0-1	2-2	0	3	3	0	1	2	3	1	0	0	0	1	
5	Mykasa Robinson		20:49	0-2	0-0	0-0	1	2	3	2	2	0	1	0	1	0	0	3	
44	Olivia Cochran		22:37	3-3	0-0	2-4	2	2	4	4	4	8	0	6	0	0	0	-2	
2	Ahland Smith		18:48	3-5	3-4	2-2	0	0	0	0	1	11	0	2	2	1	0	16	
11	Norika Konno		07:04	1-2	1-2	0-0	0	0	0	0	1	3	0	0	1	0	0	-3	
12	Payton Verhulst		05:48	0-2	0-1	0-0	0	0	0	0	0	0	0	1	0	0	0	-10	
Team				1 5 6 0 0 1															
Totals				22:51	8-15	17-20	10	22	32	15	17	69	12	13	6	2	2	5	

2021-22 LOUISVILLE CARDINALS BASKETBALL

GAME 31: NCAA TOURNAMENT SECOND ROUND vs. GONZAGA | MARCH 20, 2022



Official Basketball Box Score - Final
Louisville at Georgia Tech
 01/02/22 McCamish Pavilion, Atlanta, GA
 Georgia Tech vs. Louisville

Game Time: 12:00 PM
 Game Duration: 1:58
 Attendance: 1,918

Officials: Joseph Vasczy, Karen Presto, Fatou Cissoko-Stephens

Louisville - 50			Record: 12-1 (2-0)																
NO.	Name	Min	FG	3P	FT	Rebounds	Fouls	TP	AS	TO	ST	Blocks	+/-						
			M-A	M-A	M-A	OR DR TOT	P F					BS BA							
44	Olivia Cochran	F 33:28	2-8	0-0	3-8	6	7	13	2	4	7	1	2	1	3	0	11		
10	Hailey Van Lih	G 28:59	2-10	1-1	3-6	1	3	4	1	4	7	1	3	3	0	1	2		
14	Kianna Smith	G 28:30	2-6	2-4	0-0	2	4	6	3	2	6	3	2	1	0	1	17		
21	Emily Engstler	G 22:20	6-12	2-3	0-0	2	2	4	4	0	14	1	1	2	0	0	10		
23	Chelsie Hall	G 32:34	3-6	0-2	1-2	1	3	4	1	4	7	1	1	2	0	0	3		
22	Liz Dixon	11:10	0-0	0-0	0-0	0	2	2	1	0	0	0	1	0	1	0	-10		
2	Ahlana Smith	12:00	1-4	1-4	0-0	0	0	0	0	4	0	3	0	1	0	1	-12		
11	Norika Konno	07:58	0-0	0-0	0-0	0	0	0	0	0	0	1	0	0	0	0	-9		
5	Mykasa Robinson	12:42	1-2	0-0	0-0	0	1	1	1	1	2	2	3	0	0	0	-10		
12	Payton Verhulst	10:19	2-4	0-2	0-0	0	0	0	0	0	4	0	1	1	0	0	8		
Team						0	2	0	0	0	0	1							
Totals			19-52			5-16	7-16	12	24	36	18	15	50	9	17	10	6	1	2
													Technical Fouls: Coach 3 rd 5:02						

Georgia Tech - 48			Record: 10-3 (1-1)														
NO.	Name	Min	FG M-A	3P M-A	FT M-A	Rebounds OR DR TOT	Fouls PF FD	TP	AS	TO	ST	Blocks BS BA	+/-				
13	Lorela Cubaj	F 39:17	5-8	1-1	1-2	1	15	16	2	6	12	5	5	2	1	0	1
45	Digna Strautmane	F 37:07	4-10	4-6	1-2	0	3	3	2	2	13	1	2	1	0	1	-4
20	Nerea Hermosa	C 39:30	3-7	0-0	2-2	2	2	4	2	2	8	1	3	1	0	0	-2
24	Eylia Love	G 26:52	1-10	1-3	0-2	3	1	4	5	1	3	1	3	1	0	4	13
31	Lotta-Maj Lahtinen	G 38:53	2-9	2-6	4-6	0	1	1	4	4	10	3	8	0	0	1	-2
15	Avyonce Carter	17:38	0-2	0-1	2-4	1	2	3	0	2	2	1	0	1	0	0	-13
33	Carmin Harrison	00:43	0-0	0-0	0-0	0	0	0	0	0	0	0	0	0	0	0	-3
Team						2	1	3	0	1	0	0	0	0	0	0	0
Totals			15-46	8-17	10-18	9	25	34	15	17	48	12	22	6	1	6	-2
Technical Fouls: NONE																	

	LOU	GT
Biggest lead	3 (3 rd 9:34)	11 (2 nd 9:01)
Best Scoring Run	8 (3 rd 9:34)	8 (2 nd 9:01)
Lead Changes	3	0
Times Tied	4	0
Time with Lead	01:17	33:33

Shooting By Period		
1 st	FG%	3-11 27.3%
	3PT%	3-5 60.0%
	FT%	2-2 100%
2 nd	FG%	3-9 33.3%
	3PT%	1-4 25.0%
	FT%	2-4 50%
3 rd	FG%	3-15 20.0%
	3PT%	1-3 33.3%
	FT%	5-10 50%
4 th	FG%	6-11 54.5%
	3PT%	3-5 60.0%
	FT%	1-2 50%
GM	FG%	15-46 32.6%
	3PT%	8-17 47.1%
	FT%	10-18 55.6%

Pittsburgh - 39			Record: 9-5 (0-3)																
NO.	Name	Min	FG	3P	FT	Rebounds	Fouls	TP	AS	TO	ST	Blocks	+/-	Shooting By Period					
			M-A	M-A	M-A	OR	DR	TOT	PF	FD		BS	BA		1st	2nd	3rd	4th	
5	Amber Brown	F 25:18	1-4	0-0	3-4	0	3	3	1	3	5	2	8	1	0	0	0	-19	1st FG% 3-12 25.0%
15	Mary Dunn	F 12:31	1-6	0-1	1-2	1	3	4	1	1	3	0	0	0	0	2	1	FT% 1-2 50.0%	
1	Dayshanette Harris	G 24:43	1-7	0-0	0-0	0	3	3	0	1	2	2	9	0	0	1	-29	2nd FG% 2-9 22.2%	
3	Taisha Exanor	G 25:50	3-5	0-2	0-0	0	3	3	2	0	6	1	8	2	0	0	-33	3rd FG% 2-9 22.2%	
20	Jayla Everett	G 08:32	1-3	1-1	0-0	0	0	0	0	0	3	0	0	0	0	0	-4	4th FG% 0-2 0.0%	
4	Emy Hayford	27:47	2-7	0-2	4-6	1	2	3	4	6	8	2	4	2	0	1	-23	FT% 1-2 50.0%	
23	Rita Igkholwe	24:15	3-10	0-0	1-6	8	14	1	6	1	6	1	2	1	2	1	-27	3rd FG% 5-18 27.8%	
14	Cynthia Ezeja	09:24	1-3	0-0	0-0	0	2	2	3	0	2	0	1	0	3	0	-20	4th FG% 1-5 20.0%	
23	Destiny Strother	20:30	1-6	1-3	1-2	0	2	2	2	0	4	0	1	1	0	0	-15	3PT% 1-4 25.0%	
11	Maliyah Johnson	14:17	0-1	0-0	0-0	1	1	2	0	2	0	1	1	0	0	0	-26	FT% 1-2 50.0%	
13	Tracey Hueston	08:53	0-2	0-0	0-0	1	1	2	0	0	0	0	0	0	0	0	-15	GM FG% 14-54 25.9%	
Team						4	1	5	0	1	0	1	0	0	0	0	0	3PT% 2-9 22.2%	
Totals			14-54			29	9-15	14	29	43	17	14	39	9	35	7	5	-42	FT% 9-15 60.0%
Technical Fouls: NONE																			

2021-22 LOUISVILLE CARDINALS BASKETBALL

GAME 31: NCAA TOURNAMENT SECOND ROUND vs. GONZAGA | MARCH 20, 2022



Official Basketball Box Score - Final
Louisville at NC State
01/20/22 Reynolds Coliseum, Raleigh
2021-22 Women's Basketball

Game Time: 7:30 PM
Game Duration: 1:56
Attendance: 5,500

Officials: Dee Kantner, Joseph Vasczly, Jeffrey Smith

Louisville - 59

Record: 15-2 (5-1)

NO.	Name	Min	FG	3P	FT	Rebounds	Fouls	TP	AS	TO	ST	Blocks	B/A	
			M-A	M-A	M-A	OR DR TOT	PF FD					BS BA		
44	Olivia Cochran	F 27:07	8-12	0-0	3-4	5 2 7	4 3	19	1	2	0	1	1	
10	Haley Van Lith	G 33:04	6-17	1-3	0-1	1 0 1	2 3	13	4	2	1	0	-15	
14	Kianna Smith	G 36:47	4-10	0-2	0-0	1 2 3	0 2	8	2	0	0	1	0	
21	Emily Engstler	G 37:30	6-18	1-4	2-3	4 7 11	2 3	15	2	3	2	0	-8	
23	Chelsie Hall	G 18:17	0-4	0-0	0-0	1 2 3	0 0	0	0	1	0	0	0	
2	Ahlana Smith	21:43	0-5	0-3	1-2	0 1 1	2 1	1	0	0	1	2	0	
22	Liz Dixon	11:26	0-1	0-0	0-0	2 0 2	1 2	0	2	0	2	0	-12	
12	Payton Verhulst	01:47	0-1	0-0	1-2	0 0 0	1 1	1	0	0	0	0	1	
5	Mykasa Robinson	12:19	1-1	0-0	0-0	2 5 7	4 0	2	1	3	1	0	9	
Team						2 2 4	0 0	0	1					
Totals			25-69	2-12	7-12	18 21 39	19 15	59	12	12	7	4	3	-9

Technical Fouls: NONE

Shooting By Period	
1st FG%	9-19 47.4%
3PT%	0-1 0.0%
FT%	0-1 0.0%
2nd FG%	6-19 31.6%
3PT%	1-5 20.0%
FT%	3-6 50.0%
3rd FG%	7-17 41.2%
3PT%	1-2 50.0%
FT%	2-3 66.7%
4th FG%	3-14 21.4%
3PT%	0-4 0.0%
FT%	2-2 100%
GM FG%	25-69 36.2%
3PT%	2-12 16.7%
FT%	7-12 58.3%

Dead Ball Rebounds: 2, 0

NC State - 68

Record: 17-2 (8-0)

NO.	Name	Min	FG M-A	3P M-A	FT M-A	Rebounds OR DR TOT	Fouls PF FD	TP	AS	TO	ST	Blocks BS BA	+/-				
25	Kayla Jones	F 24:41	1-2	0-1	0-0	0	2	2	4	1	2	3	0	1	0	0	12
33	Elissa Cunane	C 28:04	4-7	0-0	7-7	3	9	12	2	6	15	1	1	1	2	1	9
2	Raina Perez	G 25:20	2-6	1-2	2-2	0	3	3	2	2	7	2	1	0	0	1	-13
3	Kai Crutchfield	G 32:22	1-6	0-2	1-2	0	2	2	2	1	3	2	3	1	1	1	10
11	Jakia Brown-Turner	G 29:19	5-8	2-5	2-2	1	1	2	1	2	14	2	4	1	0	0	13
5	Jada Boyd	10:24	2-2	0-0	1-2	2	4	6	0	2	5	1	2	0	0	0	-3
0	Diamond Johnson	25:19	6-19	3-8	1-2	2	4	6	2	4	16	3	1	0	1	0	20
41	Camille Hobby	11:56	2-3	0-0	2-2	2	1	3	2	1	6	0	1	0	0	0	0
10	Aziah James	07:40	0-2	0-1	0-0	1	1	2	0	0	0	0	2	0	0	0	-3
21	Madison Hayes	04:55	0-0	0-0	0-0	1	0	1	0	0	0	0	0	0	0	0	0
Team						1	2	3	0	0	0						

Technical Fouls: NONE

Shooting By Period	
1st FG%	6-12 50.0%
3PT%	1-4 25.0%
FT%	2-2 100%
2nd FG%	2-13 15.4%
3PT%	0-3 0.0%
FT%	2-4 50%
3rd FG%	4-16 25.0%
3PT%	0-6 0.0%
FT%	8-8 100%
4th FG%	11-14 78.6%
3PT%	5-6 83.3%
FT%	4-5 80%
GM FG%	23-55 41.8%
3PT%	6-19 31.6%
FT%	16-19 84.2%

Dead Ball Rebounds: 1, 0

	LOU	NCSU									
Biggest lead	16 (2 nd 2:57)	13 (4 th 0:43)	Points from Turnovers	LOU 18	NCSU 22	Period by Period Scoring					
Best Scoring Run	13 (2 nd 2:57)	17 (4 th 4:04)	Paint	32	28	LOU	1st	2nd	3rd	4th	TOT
Lead Changes	9		Second Chance	18	14		18	16	17	8	59
Times Tied	1		Fast Breaks	4	11	NCSU	15	6	16	31	68
Time with Lead	29:48	09:38	Bench	4	27						



Official Basketball Box Score - Final
Wake Forest at Louisville
01/20/22 KFC Yum! Center, Louisville
2021-22 Women's Basketball

Game Time: 2:02 PM
Game Duration: 1:56
Attendance: 5,802

Officials: Caryll Humphrey, John Capriano, Kelsey Reynolds

Wake Forest - 60

Record: 12-8 (2-7)

NO.	Name		Min	FG	3P	FT	Rebounds			Fouls		TP	AS	TO	ST	Blocks	B/A	
				M-A	M-A	M-A	OR	DR	TOT	PF	FD					BS	BA	
20	Olivia Summiel	F	32:44	4-10	2-5	0-0	3	4	7	4	1	10	2	1	1	0	1	-12
23	Christina Morra	F	16:24	1-3	0-0	0-0	3	1	4	2	2	2	1	3	0	0	0	-12
2	Kaia Harrison	G	29:43	2-4	0-0	2-2	2	0	2	2	2	6	0	4	2	0	0	-14
21	Elise Williams	G	27:50	2-8	2-4	8-11	0	1	1	1	5	14	2	2	1	0	0	-20
24	Jewel Spear	G	36:18	7-20	5-11	3-4	1	3	4	0	2	22	1	3	1	0	1	-14
32	Alexandria Scruggs		18:46	0-4	0-0	2-4	2	1	3	2	2	2	0	1	0	0	0	8
5	Malaya Cowles		06:11	0-0	0-0	0-0	0	2	2	0	0	2	0	1	0	0	0	-13
14	Niyah Becker		09:39	0-2	0-0	2-2	0	0	0	0	2	0	0	0	0	1	0	-6
25	Demeara Hinds		17:15	0-1	0-0	1-2	5	3	8	3	2	1	0	3	1	0	0	13
0	Alyssa Andrews		05:10	0-2	0-1	1-2	0	0	0	0	1	1	1	0	0	0	0	10
Team							1	1	2	0	0	0						
Totals				16-54	9-21	19-27	17	16	33	15	21	60	8	17	6	2	2	-12

Technical Fouls: NONE

Shooting By Period	
1st FG%	8-16 50.0%
3PT%	4-8 50.0%
FT%	3-3 66.7%
2nd FG%	1-14 7.1%
3PT%	1-2 50%
FT%	1-6 16.7%
3rd FG%	2-12 16.7%
3PT%	1-2 50.0%
FT%	6-8 75%
4th FG%	5-12 41.7%
3PT%	3-5 60.0%
FT%	10-14 71.4%
GM FG%	16-54 29.6%
3PT%	9-21 42.9%
FT%	19-27 70.4%

Dead Ball Rebounds: 2, 0

Louisville - 72

Record: 16-2 (6-1)

NO.	Name		FG	3P	FT	Rebounds		Fouls		TP	AS	TO	ST	Blocks	+/-
			M-A	M-A	M-A	OR	DR	TOT	PF						
44	Olivia Cochran	F 18:41	1-3	0-0	2-2	1	2	3	2	4	0	3	2	0	0
10	Haley Van Lith	G 29:23	6-13	3-6	2-2	0	4	4	2	2	17	6	1	1	38
14	Kianna Smith	G 22:15	2-8	1-4	0-0	0	1	1	4	1	5	0	2	1	0
21	Emily Engstler	G 23:08	5-8	2-2	3-4	2	6	8	3	3	15	3	1	2	1
23	Chelsie Hall	G 16:10	3-4	0-0	0-0	0	0	0	1	1	6	1	1	1	0
5	Mykasa Robinson	23:48	1-1	0-0	0-0	2	2	4	1	1	2	7	3	1	0
22	Liz Dixon	16:23	5-5	0-0	2-2	1	4	5	3	3	12	0	0	0	1
2	Ahlana Smith	20:58	1-2	1-2	0-0	0	1	1	2	0	3	1	2	1	0
12	Payton Verhulst	17:02	2-5	1-1	0-0	1	2	3	3	0	5	1	1	0	0
13	Merissah Russell	04:56	0-1	0-0	3-4	0	0	0	0	2	3	0	1	0	0
0	Ramoni Parker	04:00	0-1	0-0	0-0	1	0	1	0	0	0	1	0	0	0
45	Sydni Scheinman	03:16	0-0	0-0	0-0	0	0	0	0	0	0	0	0	0	-8
Team						1	3	4	0	0	1				
Totals			26-51	8-15	12-14	9	25	34	23	15	72	19	17	9	2

Technical Fouls: Coach 4th 9:01 Engstler 4th 5:23

Shooting By Period	
1st FG%	8-14 57.1%
3PT%	3-5 60.0%
FT%	2-2 100%
2nd FG%	10-13 76.9%
3PT%	3-4 75.0%
FT%	0-0 0%
3rd FG%	7-12 58.3%
3PT%	1-2 50.0%
FT%	4-4 100%
4th FG%	1-12 8.3%
3PT%	1-4 25.0%
FT%	6-8 75%
GM FG%	26-51 51.0%
3PT%	8-15 53.3%
FT%	12-14 85.7%

Dead Ball Rebounds: 2, 0

	WFO	LOU	Points from		WFO	LOU	Period by Period Scoring					
Biggest lead	4 (1st 1:40)	33 (3rd 3:47)	Turnovers	19	21		1st	2nd	3rd	4th	TOT	
Best Scoring Run	12 (4th 8:48)	32 (3rd 5:17)	Paint	12	28		WFO	22	4	11	23	60
Lead Changes	6		Second Chance	11	7							
Times Tied	3		Fast Breaks	4	10							
Time with Lead	05:52	31:56	Bench	6	25		LOU	21	23	19	9	72



Official Basketball Box Score - Final
Louisville St. at Louisville
01/27/22 KFC Yum! Center, Louisville
2021-22 Women's Basketball

Game Time: 8:02 PM
Game Duration: 1:45
Attendance: 7,755

Officials: Maj Forsberg, Billy Smith, Katie Lukanich

Louisville St. - 62

Record: 9-9 (3-5)

NO.	Name	Min	FG M-A	3P M-A	FT M-A	Rebounds OR DR TOT	Fouls PF FD	TP	AS	TO	ST	Blocks BS BA	+/-				
14	Erin Howard	F 24:21	1-4	0-2	0-0	1	3	4	2	4	1	0	1	1			
1	River Baldwin	C 29:40	3-7	0-0	2-2	2	6	8	3	2	8	1	1	0	3	3	-2
2	Sammie Puleis	G 29:30	4-8	2-4	0-0	1	2	3	0	10	1	3	0	0	0	0	-6
11	O'Mariah Gordon	G 26:08	3-7	0-1	2-3	0	2	2	1	2	8	1	3	1	0	1	0
24	Morgan Jones	G 33:11	11-18	0-0	6-7	1	5	6	1	4	28	1	2	0	1	1	-6
0	Bianca Jackson	16:27	1-4	0-1	0-0	0	0	0	2	0	2	1	1	0	0	1	-14
32	Valencia Myers	10:17	1-2	0-0	0	1	1	2	5	0	2	0	2	0	0	0	-12
4	Sara Bejedi	09:54	1-3	0-1	0-1	0	1	1	2	1	2	1	3	0	0	0	-9
21	Makayla Timpon	14:59	0-2	0-0	0	1	4	5	1	0	0	0	0	1	0	2	-15
10	Kourtney Wesson	04:45	0-0	0-0	0	0	0	0	0	0	0	1	0	1	0	0	-4
5	Mariana Valenzuela	00:48	0-0	0-0	0	0	0	0	0	0	0	1	0	0	0	0	2
Team						3	4		0	1	0	0	0	0	0	0	0

2021-22 LOUISVILLE CARDINALS BASKETBALL

GAME 31: NCAA TOURNAMENT SECOND ROUND vs. GONZAGA | MARCH 20, 2022



Official Basketball Box Score - Final
Louisville at Miami (FL)
02/01/22 Watson Center, Coral Gables, Fla.
2021-22 Women's Basketball

Game Time: 7:00 PM
Game Duration: 1:51

Officials: Bruce Morris, Tiana Cruise, Jeffrey Smith

Louisville - 69

Record: 19-2 (9-1)

NO.	Name	Min	FG	3P	FT	Rebounds	Fouls	TP	AS	TO	ST	Blocks	BS	BA	+/-
44	Olivia Cochran	F 30:27	8-15	0-1	2-3	2 3 5	0 3	18	1	0	0	0	0	3	
10	Hailey Van Lith	G 30:38	4-8	1-2	0-0	2 1 3	2 1	9	2	2	0	0	1	11	
14	Kianna Smith	G 39:15	8-13	3-5	2-2	0 3 3	1 1	21	7	1	0	0	0	6	
21	Emily Engstler	G 28:06	2-10	2-5	1-2	3 6 9	4 4	7	5	5	1	1	1	-1	
23	Chelsie Hall	G 20:04	4-8	2-5	0-0	1 2 3	3 0	10	4	2	0	0	0	7	
5	Mykasa Robinson	25:33	1-2	0-0	0-2	1 2 3	3 2	2	4	1	3	1	0	2	
22	Liz Dixon	14:40	1-2	0-0	0-0	2 1 3	0 1	2	0	1	1	2	0	-2	
2	Ahlana Smith	05:38	0-2	0-1	0-0	0 1 1	1 0	0	0	3	0	0	1	-10	
12	Payton Verhulst	05:39	0-1	0-1	0-0	0 0 0	2 0	0	0	0	0	0	0	-1	
Team						4	1	5	0	0	0	0	0	0	
Totals			28-61	8-20	5-9	15	20	35	16	12	69	23	15	4	3

Technical Fouls: NONE

Shooting By Period	
1st FG%	8-14 57.1%
3PT%	2-5 40.0%
FT%	1-2 50%
2nd FG%	7-18 38.9%
3PT%	2-5 40.0%
FT%	0-0 0%
3rd FG%	4-15 26.7%
3PT%	1-6 16.7%
FT%	2-2 100%
4th FG%	9-14 64.3%
3PT%	3-4 75.0%
FT%	2-5 40%
GM FG%	28-61 45.9%
3PT%	8-20 40.0%
FT%	5-9 55.6%

Dead Ball Rebounds: 2, 0

Miami (FL) - 66

Record: 11-8 (4-5)

NO.	Name	Min	FG	3P	FT	Rebounds	Fouls	TP	AS	TO	ST	Blocks	BS	BA	+/-
3	Destiny Harden	F 31:43	4-12	0-2	5-6	3 5 8	2 6	13	0	1	1	1	1	1	
21	Lola Pendante	F 10:54	1-3	0-0	0-0	1 1 2	3 0	2	1	1	0	0	0	1	
12	Ja'Leah Williams	G 33:11	6-7	0-0	4-6	0 3 3	1 4	16	5	2	1	1	0	-3	
20	Kelsey Marshall	G 35:20	4-12	2-7	1-2	0 0 0	0 0	3	11	4	3	3	1	0	-6
25	Karla Erjavec	G 32:38	2-4	2-4	0-0	0 3 3	3 0	6	1	2	0	0	0	-7	
33	Maveia Djigdi-Tabdi	23:50	4-6	1-2	0-0	2 2 4	2 0	9	1	2	1	0	1	-10	
13	LaShae Dwyer	03:33	0-1	0-0	0-0	0 2 2	0 0	0	0	1	0	0	1	-4	
35	Naomi Mbandu	13:33	1-1	0-0	0-0	0 1 1	1 0	2	0	2	0	0	0	-9	
5	Mykea Gray	15:18	2-5	0-2	3-3	1 1 2	0 3	7	2	2	0	0	1	11	
Team						2	2	4	0	1	1	0	0	0	
Totals			24-51	5-17	13-17	9	20	29	12	16	66	14	17	6	-3

Technical Fouls: NONE

Shooting By Period	
1st FG%	7-14 50.0%
3PT%	1-3 33.3%
FT%	3-4 75%
2nd FG%	5-11 45.5%
3PT%	1-4 25.0%
FT%	6-7 85.7%
3rd FG%	6-16 37.5%
3PT%	0-5 0.0%
FT%	2-2 100%
4th FG%	6-10 60.0%
3PT%	3-5 60.0%
FT%	2-4 50%
GM FG%	24-51 47.1%
3PT%	5-17 29.4%
FT%	13-17 76.5%

Dead Ball Rebounds: 2, 0

LOU		MIA	Points from		LOU	MIA	Period by Period Scoring				
Biggest lead	8 (2 nd 3:39)	9 (4 th 6:13)	Turnovers	19	18		1st	2nd	3rd	4th	TOT
Best Scoring Run	7 (4 th 0:56)	9 (3 rd 8:33)	Paint	28	28						
Lead Changes	15		Second Chance	13	8	LOU	19	16	11	23	69
Times Tied	5		Fast Breaks	0	13						
Time with Lead	18:19	19:11	Bench	4	18	MIA	18	17	14	17	66



Official Basketball Box Score - Final
Louisville at Clemson
02/03/22 Leflohn Coliseum, Clemson
2021-22 Women's Basketball

Game Time: 6:00 PM
Game Duration: 1:54
Attendance: 493

Officials: Mark Resch, Talisa Green, Ashley Gloss

Louisville - 93

Record: 20-2 (10-1)

NO.	Name	Min	FG	3P	FT	Rebounds	Fouls	TP	AS	TO	ST	Blocks	BS	BA	+/-
44	Olivia Cochran	F 16:08	3-7	0-0	0-0	1 1 2	4 0	6	1	1	0	1	3	2	
10	Hailey Van Lith	G 32:51	13-16	6-6	2-3	1 2 3	1 2	34	3	4	2	1	0	20	
14	Kianna Smith	G 27:35	3-12	1-7	1-1	0 3 3	2 2	8	8	0	1	0	0	23	
21	Emily Engstler	G 25:21	5-7	0-1	0-4	1 7 8	4 4	10	2	2	1	1	0	18	
23	Chelsie Hall	G 23:38	2-6	1-2	0-0	0 3 3	4 1	5	3	1	1	0	1	14	
22	Liz Dixon	21:05	6-6	0-0	0-0	2 1 3	0 0	12	1	1	0	1	0	22	
5	Mykasa Robinson	16:35	3-3	0-0	0-0	3 1 4	1 0	6	0	2	2	0	0	15	
2	Ahlana Smith	11:57	1-4	1-1	2-2	0 0 0	2 1	5	4	1	1	0	1	2	
12	Payton Verhulst	15:12	2-4	1-2	0-0	0 3 3	0 0	5	2	1	2	0	0	-3	
13	Merisiah Russell	04:04	0-1	0-1	0-0	0 0 0	0 0	0	0	1	1	1	0	0	-1
0	Ramani Parker	02:47	0-0	0-0	0-0	0 0 0	0 0	0	0	0	0	0	0	-2	
45	Sydni Schetnan	02:47	1-1	0-0	0-0	0 0 0	0 0	3	0	2	0	0	1	-2	
Team						4	2	6	0	0	0	0	0	0	
Totals			39-67	10-20	5-10	12	23	35	21	9	93	25	14	11	4

Technical Fouls: NONE

Shooting By Period	
1st FG%	11-15 73.3%
3PT%	2-4 50.0%
FT%	1-3 33.3%
2nd FG%	8-21 38.1%
3PT%	1-4 25.0%
FT%	2-2 100%
3rd FG%	12-16 75.0%
3PT%	4-6 66.7%
FT%	1-2 50%
4th FG%	8-15 53.3%
3PT%	3-6 50.0%
FT%	1-3 33.3%
GM FG%	39-67 58.2%
3PT%	10-20 50.0%
FT%	5-10 50.0%

Dead Ball Rebounds: 2, 0

Clemson - 71

Record: 7-15 (1-10)

NO.	Name	Min	FG	3P	FT	Rebounds	Fouls	TP	AS	TO	ST	Blocks	BS	BA	+/-
5	Amari Robinson	F 31:13	5-12	0-2	8-9	3 1 4	1 5	18	3	0	1	2	0	-14	
12	Hannah Hank	C 23:44	2-6	1-4	2-2	0 5 5	2 3	7	1	0	0	1	0	-4	
00	Delicia Washington	G 29:39	9-13	5-6	5-6	0 4 4	2 5	28	2	3	1	0	0	-6	
2	Daishea Bradford	G 27:41	3-7	1-2	2-2	2 2 4	0 1	9	5	3	0	0	0	-3	
30	Madie Ott	G 24:13	1-3	0-1	0-0	0 1 1	3 3	2	0	0	0	1	0	-17	
1	Eno Inyang	11:10	1-3	0-0	0-0	2 0 2	0 0	0	0	0	0	0	1	-2	
15	Kionna Gaines	19:20	1-8	0-1	1-3	1 3 4	0 0	3	1	4	0	0	2	-17	
4	Weronika Hipp	13:58	0-1	0-1	2-2	0 0 0	0 1	2	0	1	0	0	0	-15	
25	Sydney Standefer	05:09	0-1	0-1	0-0	0 0 0	0 0	0	0	1	0	0	0	-8	
40	Latrese Saine	06:52	0-0	0-0	0-0	1 0 1	1 0	0	0	1	1	1	0	-19	
3	MaKayla Elmore	05:20	0-1	0-0	0-0	1 2 3	0 0	0	1	2	0	1	1	-7	
21	Skyler Blackstock	01:41	0-0	0-0	0-0	0 0 0	0 0	0	0	0	0	0	0	-2	
Team						2	1	3	0	2	0	0	0	0	
Totals			22-55	7-18	20-24	12	19	31	10	21	71	13	17	3	-22

Technical Fouls: Coach 4th 10:00

Shooting By Period	
1st FG%	7-16 43.8%
3PT%	2-8 25.0%
FT%	0-0 0%
2nd FG%	6-11 54.5%
3PT%	4-5 80.0%
FT%	7-8 87.5%
3rd FG%	4-16 25.0%
3PT%	0-2 0%
FT%	7-7 100%
4th FG%	5-12 41.7%
3PT%	1-3 33.3%
FT%	6-6 66.7%
GM FG%	22-55 40.0%
3PT%	7-18 38.9%
FT%	20-24 83.3%

Dead Ball Rebounds: 2, 0

	UoL	CLE	Period by Period Scoring				
Biggest lead	26 (4 th 0:37)	4 (1 st 4:57)	1st	2nd	3rd	4th	TOT
Best Scoring Run	11 (1 st 1:57)	8 (3 rd 7:24)	19	15			
Lead Changes			CLE	46	26		
Times Tied	4		UoL	25	19	29	20
Time with Lead	36:52	01:13	CLE	16	23	15	17



Official Basketball Box Score - Final
Louisville at Syracuse
02/06/22 Carrier Dome, Syracuse
2021-22 Women's Basketball

Game Time: 12:00 PM
Game Duration: 1:46
Attendance: 1,401

Officials: Denise Brooks, Carla Fountain, Timothy Bryant

Louisville - 100

Record: 21-2 (11-1)

NO.	Name	Min	FG M-A	3P M-A	FT M-A	Rebounds OR DR TOT	Fouls PF Fd	TP	AS	TO	ST	Blocks BS	BK	+/-			
44	Olivia Cochran	F 19:31	4-6	0-0	1-1	3 8 11	3 1	9	1	2	0	0	1	14			
10	Hailey Van Lith	G 28:32	3-11	0-5	4-5	1 2 3	0 6	10	4	0	1	0	0	24			
14	Kianna Smith	G 22:54	6-13	4-6	0-0	3 3 6	3 0	16	6	0	0	1	2	22			
21	Emily Engstler	G 22:57	4-9	0-3	3-6	2 8 10	4 3	11	6	3	3	4	0	25			
23	Chelsie Hall	G 29:19	5-10	1-2	0-0	1 2 3	1 1	11	2	2	0	0	0	20			
22	Liz Dixon	17:05	8-8	0-0	2-2	3 4 7	2 2	18	0	2	1	1	0	16			
5	Mykasa Robinson	24:00	3-6	1-2	0-0	3 2 5	2 0	7	2	3	2	0	1	23			
2	Ahlana Smith	17:18	6-11	0-2	1-1	3 0 3	0 1	13	1	0	0	0	0	20			
12	Payton Verhulst	16:25	2-3	1-2	0-0	1 2 3	1 0	5	1	2	1	1	0	10			
0	Ramani Parker	01:59	0-0	0-0	0-0	0 1 1	0 0	0	0	0	0	0	0	6			
Team						3	0	3	0	1							
Totals			41-77	7-22	11-15	23	32	55	16	14	100	23	15	8	7	4	36

2021-22 LOUISVILLE CARDINALS BASKETBALL

GAME 31: NCAA TOURNAMENT SECOND ROUND vs. GONZAGA | MARCH 20, 2022



Official Basketball Box Score - Final
Louisville at North Carolina
02/17/22 Carmichael Arena, Chapel Hill
2021-22 Women's Basketball

Game Time: 6:00 PM
Game Duration: 1:50
Attendance: 2,115

Officials: Maj Forsberg, Thomas Danaher, Sall Escho

Louisville - 65

Record: 22-3 (12-2)

NO.	Name	Min	FG M-A	3P M-A	FT M-A	Rebounds OR DR TOT	Fouls PF FO	TP	AS	TO	ST	Blocks BS BA	+/-
44	Olivia Cochran	F 27:28	5-6	0-0	4-5	1 4 5	4 3 14	0	1	2	2	0	-1
10	Hailey Van Lith	G 35:54	7-13	1-3	2-4	0 4 4	1 5 17	2	2	2	0	0	-5
14	Kianna Smith	G 29:40	3-12	1-6	0-0	2 2 4	4 0 7	9	3	3	0	0	5
21	Emily Engstler	G 26:08	5-11	0-1	1-2	2 6 8	5 1 11	0	4	0	4	1	5
23	Chelsie Hall	G 24:02	2-4	2-2	0-0	1 3 1	1 6 1	4	2	0	0	0	-11
5	Mykasa Robinson	30:25	1-4	1-1	0-0	0 3 3	0 1 3	2	0	2	0	0	4
22	Liz Dixon	10:52	1-1	0-0	0-0	1 1 1	0 2 0	0	0	0	0	0	-1
2	Ahlana Smith	09:45	2-7	1-4	0-0	0 0 0	1 1 5	1	0	1	0	1	-1
12	Payton Verhulst	05:46	0-1	0-1	0-0	0 3 3	1 0 0	1	0	0	0	0	0
Team						0 3 3	0 0 0						
Totals			26-59	6-18	7-11	5 27 32	18 12 65	16	14	12	6	2	-1

Technical Fouls: Engstler 4th 2:27

Shooting By Period	
1 st FG%	9-18 50.0%
3PT%	1-3 33.3%
FT%	1-2 50.0%
2 nd FG%	7-15 46.7%
3PT%	3-5 60.0%
FT%	0-1 0%
3 rd FG%	5-12 41.7%
3PT%	2-6 33.3%
FT%	1-2 50%
4 th FG%	5-14 35.7%
3PT%	0-4 0.0%
FT%	5-6 83.3%
GM FG%	26-59 44.1%
3PT%	6-18 33.3%
FT%	7-11 63.6%

Dead Ball Rebounds: 2, 0

North Carolina - 66

Record: 20-5 (10-5)

NO.	Name	Min	FG M-A	3P M-A	FT M-A	Rebounds OR DR TOT	Fouls PF FO	TP	AS	TO	ST	Blocks BS BA	+/-
31	Anyia Poole	F 27:49	2-6	0-0	1-2	3 3 6	1 1 5	0	1	4	0	0	2
1	Alyssa Ustby	G 34:17	4-13	1-3	0-1	1 8 9	3 1 9	1	3	1	1	3	1
2	Kianna Littlefield	G 34:59	2-6	0-2	4-4	1 6 7	3 2 8	3	2	0	0	0	-1
3	Kennedy Todd-Williams	G 33:44	6-16	2-7	5-6	2 3 5	2 4 19	2	3	1	1	0	2
25	Deja Kelly	G 37:42	6-12	2-5	4-6	0 4 4	1 7 18	1	3	3	0	0	3
10	Evija Hodgson	21:43	3-6	0-2	1-1	2 2 4	1 2 7	4	2	0	0	0	8
20	Destiny Adams	04:42	0-2	0-0	0-0	0 1 1	0 0 0	1	0	0	0	1	-6
0	Alexandra Zelaya	05:04	0-0	0-0	0-0	0 2 2	1 0 0	0	0	0	0	0	-4
Team						4 0 4	0 0 0						
Totals			23-61	5-19	15-20	13 29 42	12 17 66	12	14	9	2	6	-1

Technical Fouls: NONE

Shooting By Period	
1 st FG%	5-14 35.7%
3PT%	2-6 33.3%
FT%	4-5 80%
2 nd FG%	7-18 38.9%
3PT%	0-2 0.0%
FT%	2-2 100%
3 rd FG%	5-16 31.3%
3PT%	2-6 33.3%
FT%	4-7 57.1%
4 th FG%	6-13 46.2%
3PT%	1-5 20.0%
FT%	5-6 83.3%
GM FG%	23-61 37.7%
3PT%	5-19 26.3%
FT%	15-20 75.0%

Dead Ball Rebounds: 3, 1

	LOU	UNC
Biggest lead	10 (2 nd 4:48)	3 (1 st 6:37)
Best Scoring Run	7 (2 nd 4:48)	7 (3 rd 0:28)
Lead Changes	13	0
Times Tied	8	0
Time with Lead	30:17	05:57



Official Basketball Box Score - Final
Louisville at Pitt
02/24/22 Petersen Events Center, Pittsburgh, PA
2021-22 Women's Basketball

Game Time: 6:00 PM
Game Duration: 1:50
Attendance: 1,344

Officials: Rod Creech, Jennifer Rezac, Brandon Entin

Louisville - 66

Record: 24-3 (15-2)

NO.	Name	Min	FG M-A	3P M-A	FT M-A	Rebounds OR DR TOT	Fouls PF FO	TP	AS	TO	ST	Blocks BS BA	+/-
44	Olivia Cochran	F 27:41	3-7	0-0	3-6	3 2 5	3 6 9	2	1	1	1	2	4
10	Hailey Van Lith	G 31:53	4-12	2-6	3-4	1 2 3	2 3 13	2	1	1	0	0	7
14	Kianna Smith	G 24:24	3-8	0-2	0-1	0 1 1	0 1 6	0	0	0	0	0	4
21	Emily Engstler	G 34:35	8-19	0-3	1-3	7 8 15	4 2 17	2	3	2	3	1	10
23	Chelsie Hall	G 24:27	2-6	0-3	1-2	2 1 3	1 2 5	2	2	2	0	1	0
2	Ahlana Smith	10:09	3-6	0-0	0-1	0 0 1	0 1 6	1	1	0	1	0	6
5	Mykasa Robinson	15:36	0-0	0-0	0-0	0 3 3	0 0 1	2	0	1	1	0	7
12	Payton Verhulst	12:50	1-2	0-0	1-1	1 2 3	2 1 3	3	0	1	2	0	9
22	Liz Dixon	12:19	3-6	0-0	1-2	1 0 1	0 1 7	0	0	0	0	1	7
13	Merissah Russell	06:06	0-1	0-1	0-0	0 0 0	0 0 0	0	0	0	0	0	1
Team						1 5 6	0 0 1						
Totals			27-67	2-16	10-19	16 25 41	12 18 66	14	10	9	8	5	11

Technical Fouls: NONE

Shooting By Period	
1 st FG%	8-19 42.1%
3PT%	2-4 50.0%
FT%	2-3 66.7%
2 nd FG%	4-14 28.6%
3PT%	0-4 0.0%
FT%	4-7 57.1%
3 rd FG%	8-19 42.1%
3PT%	0-3 0.0%
FT%	1-3 33.3%
4 th FG%	7-15 46.7%
3PT%	1-5 20.0%
FT%	3-6 50.0%
GM FG%	27-67 40.3%
3PT%	2-16 12.5%
FT%	10-19 52.6%

Dead Ball Rebounds: 2, 0

Pitt - 55

Record: 11-17 (2-15)

NO.	Name	Min	FG M-A	3P M-A	FT M-A	Rebounds OR DR TOT	Fouls PF FO	TP	AS	TO	ST	Blocks BS BA	+/-
5	Amber Brown	F 26:43	3-9	0-0	5-6	4 3 7	2 4 11	2	3	1	0	4	-6
23	Rita Igbokwe	F 13:38	1-4	0-0	3-4	5 3 8	5 2 5	0	0	1	1	2	1
0	Sandrine Clesca	G 32:36	1-7	1-2	1-2	1 8 9	4 1 4	4	2	1	1	0	-4
1	Dayshane Harris	G 32:21	3-14	0-1	2-2	0 2 2	2 2 8	5	3	0	0	0	0
2	Liatu King	G 29:24	5-11	0-0	1-2	3 7 10	2 1 11	1	2	0	0	2	-7
4	Emy Hayford	05:52	0-3	0-0	0-0	1 1 2	0 1 0	1	0	2	0	0	-12
13	Tracey Hueston	15:53	2-3	1-2	0-0	1 3 4	3 0 5	0	1	0	1	0	-15
31	Destiny Strother	32:47	4-10	3-8	0-0	1 1 2	0 1 11	0	0	0	0	0	-15
21	Malyah Johnson	03:07	0-0	0-0	0-0	1 0 1	0 0 0	0	0	0	0	0	-1
14	Cynthia Ezeja	07:39	0-2	0-0	0-0	1 2 3	0 0 0	0	0	1	0	0	-2
Team						4 1 5	0 0 4						
Totals			19-63	5-13	12-16	22 31 53	18 12 55	13	19	3	5	8	-11

Technical Fouls: NONE

Shooting By Period	
1 st FG%	5-17 29.4%
3PT%	3-4 75.0%
FT%	0-0 0%
2 nd FG%	5-13 38.5%
3PT%	0-3 0.0%
FT%	2-2 100%
3 rd FG%	6-16 37.5%
3PT%	2-2 100%
FT%	2-4 50%
4 th FG%	3-17 17.6%
3PT%	0-4 0.0%
FT%	8-10 80%
GM FG%	19-63 30.2%
3PT%	5-13 38.5%
FT%	12-16 75.0%

Dead Ball Rebounds: 1, 0

	UL	Pitt
Biggest lead	12 (4 th 6:14)	4 (1 st 8:22)
Best Scoring Run	7 (1 st 2:40)	8 (3 rd 7:57)
Lead Changes	2	0
Times Tied	4	6
Time with Lead	33:54	02:51



Official Basketball Box Score - Final
Virginia Tech at Louisville
02/20/22 KFC Yum! Center, Louisville
2021-22 Women's Basketball

Game Time: 2:01 PM
Game Duration: 1:51
Attendance: 10,234

Officials: Joe Vaszily, Billy Smith, Teresa Suck

Virginia Tech - 56

Record: 20-7 (12-4)

NO.	Name	Min	FG M-A	3P M-A	FT M-A	Rebounds OR DR TOT	Fouls PF FO	TP	AS	TO	ST	Blocks BS BA	+/-
33	Elizabeth Kitley	G 36:28	7-12	0-0	7-10	2 11 13	2 8 21	1	4	0	3	1	-8
2	Aisha Sheppard	G 28:02	3-6	0-2	2-3	0 2 2	1 2 8	0	0	1	0	0	-19
5	Georgia Amoree	G 29:54	1-6	1-4	2-2	0 1 1	2 2 5	3	3	0	0	0	0
15	Azanna Baines	G 11:08	0-2	0-0	0-0	0 1 1	2 0 0	0	1	1	0	0	-22
22	Cayla King	G 25:26	1-5	1-5	0-0	1 1 2	3 0 3	2	0	0	0	0	-1
11	Dissia Gregg	16:51	1-2	0-0	0-0	0 4 4	0 2 2	1	2	0	0	0	-3
23	Kayana Traylor	23:55	2-4	1-2	6-7	0 0 0	1 4 11	2	3	0	0	0	-9
24	Emily Lytle	28:16	2-6	1-4	1-4	2 4 6	1 2 6	0	1	1	1	0	2
Team						0 2 2	0 0 0						
Totals			17-43	4-17	18-26	5 26 31	13 20 56	10	14	2	4	1	-14

Technical Fouls: Coach 2nd 3:09

Shooting By Period	
1 st FG%	5-11 45.5%
3PT%	2-6 33.3%
FT%	2-3 66.7%
2 nd FG%	4-13 30.8%
3PT%	0-4 0.0%
FT%	5-7 71.4%
3 rd FG%	3-11 27.3%
3PT%	0-3 0.0%
FT%	3-4 75%
4 th FG%	5-8 62.5%
3PT%	2-4 50.0%
FT%	8-12 66.7%
GM FG%	17-43 39.5%
3PT%	4-17 23.5%
FT%	18-26 69.2%

Dead Ball Rebounds: 1, 0

Louisville - 70

Record: 23-3 (14-2)

NO.	Name	Min	FG	3P	FT	Rebounds			Fouls	TP	AS	TO	ST	Blocks	+/-	Shooting By Period					
						OR	DR	TOT								1st	2nd	3rd			
44	Olivia Cochran	F 20:36	2-9	0-0	0-0	4	2	6	2	2	4	1	2	0	0	9	16	56.3%			
10	Hailey Van Lith	G 36:02	8-17	1-3	3-4	0	5	5	0	3	20	0	1	2	0	1	10	3PT%	12.50%		
14	Kianna Smith	G 34:03	5-11	1-6	0-0	0	1	1	3	0	11	0	0	1	0	0	9	3PT%	34.75%		
21	Emily Engstler	G 31:03	7-12	1-2	4-5	6	9	15	5	4	19	2	3	3	1	0	19	2nd FG%	16.18	33.3%	
23	Chelsie Hall	G 28:49	2-7	0-0	0-0	0	3	3	4	0	4	0	2	0	2	0	1	24	3PT%	1	33.3%
22	Liz Dixon	14:43	2-6	0-0	3-4	3	2	5	4	2	7	0	2	0	0	0	-5	3rd FG%	8.18	44.4%	
5	Mykasa Robinson	18:16	1-2	0-0	0-0	0	1	1	0	0	2	2	0	1	0	0	-6	3PT%	0.2	0.0%	
2	Ahlana Smith	05:04	1-1	0-0	1-2	0	0	0	1	1	3	0	1	1	0	0	2	FT%	34	75%	
12	Payton Verhulst	05:14	0-0	0-0	0-0	0	1	1	0	0	0	0	0	0	0	0	3	4th FG%	5.15	33.3%	
13	Merissah Russell	06:10	0-2	0-1	0-0	0	1	1	0	0	0	0	0	0	1	1	7	3PT%	1.5	20.0%	
	Team					2	3	5	0	0	0							FT%	2.2	100%	
Totals			28:67	3:12	11:15	15	28	43	20	12	70	7	9	10	1	4	14				

2021-22 LOUISVILLE CARDINALS BASKETBALL

GAME 31: NCAA TOURNAMENT SECOND ROUND vs. GONZAGA | MARCH 20, 2022



Official Basketball Box Score - Final
Miami (FL) at Louisville
03/04/22 Greensboro Coliseum Complex, Greensboro
2021-22 ACC Women's Basketball

Game Time: 6:00 PM
Game Duration: 1:52

Miami (FL) - 61

Record: 19-11

NO.	Name	Min	FG	3P	FT	Rebounds	Fouls	TP	AS	TO	ST	Blocks	BS	BA	+/-
21	Destiny Harden	F 26:13	11-15	4-5	1-1	2 8 10	3 3	27	0	3	1	0	0	11	
31	Lola Pendarde	F 24:36	2-6	0-0	2-2	1 2 3	2 3	6	0	2	3	0	0	14	
12	Ja'Leah Williams	G 28:50	3-8	0-2	2-2	1 4 5	0 1	8	4	3	4	0	0	6	
20	Kelsey Marshall	G 30:21	1-5	0-3	0-0	0 0 0	4 1	2	2	4	0	0	0	6	
25	Karla Erjavac	G 32:00	0-5	0-3	0-0	0 1 1	0 0	0	7	1	0	0	0	0	
5	Mykela Gray	16:22	2-5	0-0	1 1 1	2 1 6	1	6	1	2	0	0	1	-11	
33	Maeva Djaldi-Tabdi	07:47	0-0	0-0	0 0 0	0 1 0	0	0	0	2	0	0	0	-9	
35	Naomi Mbandu	21:24	5-8	2-3	0-0	1 1 2	1 0	12	1	0	1	0	1	-12	
4	Jasmyne Roberts	06:22	0-0	0-0	0 0 0	0 0 0	0	0	1	1	0	0	0	-1	
1	Moulayna Johnson Sidi Baba	06:05	0-1	0-0	0 0 0	0 0 0	1 0	0	1	0	0	0	0	0	
Team						3 0 3				0				0	
Totals			24-55	8-21	5-5	9 16 25	15 9	61	17	18	9	0	2	2	

Technical Fouls: NONE

Shooting By Period	
1st FG%	5-11 45.5%
2nd FG%	6-16 37.5%
3rd FG%	4-12 33.3%
4th FG%	9-16 56.3%
FT%	5-11 100%
GM FG%	24-55 43.6%
3PT%	8-21 38.1%
FT%	5-5 100.0%

Dead Ball Rebounds: 1, 1

Louisville - 59

Record: 25-4

NO.	Name	Min	FG	3P	FT	Rebounds	Fouls	TP	AS	TO	ST	Blocks	BS	BA	+/-
44	Olivia Cochran	F 19:15	2-3	0-0	3-4	3 1 4	2 3	7	0	2	0	0	0	-8	
10	Hailey Van Lith	G 28:57	2-10	0-2	4-4	2 3 5	0 3	8	2	4	0	0	0	2	
14	Kianna Smith	G 33:27	4-13	2-7	0-0	0 3 3	0 1	10	2	3	3	0	0	0	
21	Emily Engstler	G 31:16	3-8	2-4	0-0	4 5 9	2 0	8	2	6	0	0	0	-6	
23	Cheslie Hall	G 29:00	4-8	1-3	4-4	0 1 1	3 2	13	2	2	2	0	0	-1	
22	Liz Dixon	19:54	1-1	0-0	4-6	0 2 2	1 5	6	0	2	1	2	0	8	
5	Mykela Robinson	24:17	0-1	0-0	0-0	0 1 0	0 1	0	3	1	2	0	0	-3	
2	Ahlana Smith	06:05	1-3	0-1	0-0	0 1 1	0 0	2	0	1	0	0	0	-2	
12	Payton Verhulst	06:58	2-2	1-1	0-0	0 1 1	0 0	5	0	0	0	0	0	2	
11	Norika Konno	00:51	0-0	0-0	0-0	0 0 0	0 0	0	0	0	0	0	0	-2	
Team						3 2 5				0				0	
Totals			19-49	6-18	15-18	12 20 32	9 15	59	11	21	8	2	0	-2	

Technical Fouls: NONE

Shooting By Period	
1st FG%	5-14 35.7%
2nd FG%	4-13 30.8%
3rd FG%	8-13 61.5%
4th FG%	9-12 75.0%
FT%	1-3 33.3%
FT%	2-2 100%
GM FG%	19-49 38.8%
3PT%	6-18 33.3%
FT%	15-18 83.3%

Dead Ball Rebounds: 4, 1

	UM	UL
Biggest lead	2 (1st 6:33)	16 (4th 9:15)
Best Scoring Run	17 (4th 0:00)	7 (3rd 4:59)
Lead Changes	3	4
Times Tied	4	6
Time with Lead	00:29	36:47

Game Notes: ACC Women's Tournament Game 10 / Quarterfinal 3

Points from		UM	UL
Turnovers	16	15	
Paint	20	20	
Second Chance	7	6	
Fast Breaks	6	9	
Bench	18	13	

Period by Period Scoring					
	1st	2nd	3rd	4th	TOT
UM	13	13	12	23	61
UL	18	13	21	7	59



THE STAT CREW SYSTEM

Louisville Combined Team Statistics (as of Mar 18, 2)

Home games



RECORD:	OVERALL	HOME	AWAY	NEUTRAL
ALL GAMES	15-0	15-0	0-0	0-0
CONFERENCE	8-0	8-0	0-0	0-0
NON-CONFERENCE	7-0	7-0	0-0	0-0

#	Player	gp-gs	min	avg	fg-fga	3fg-fga	3fg-fga	ft-fga	trk	off	def	tot	avg	pf	dg	a	to	bk	stl	pts	avg			
10	Hailey Van Lith	15-15	443	29.5	84-180	467	22-58	379	18-23	783	10	35	45	3.0	14	0	28	32	1	208	13.9			
21	Emily Engstler	15-15	376	25.1	77-147	524	19-37	514	29-39	744	40	102	142	9.5	38	2	37	34	26	51	202	13.5		
14	Kianna Smith	15-15	399	26.6	71-160	444	32-83	386	6-8	750	12	34	46	3.1	25	1	35	19	3	13	180	12.0		
44	Olivia Cochran	14-14	289	20.6	42-84	500	1-3	333	29-35	829	38	36	74	5.3	28	0	13	23	9	12	114	8.1		
23	Cheslie Hall	15-15	349	23.3	36-86	419	4-18	222	16-18	889	11	36	47	3.1	26	0	32	16	0	28	92	6.1		
22	Liz Dixon	15-1	233	15.5	34-70	486	0-0	000	17-21	810	33	26	59	3.9	23	0	15	12	10	4	85	5.7		
12	Payton Verhulst	14-0	188	13.4	24-53	453	9-18	500	10-13	769	8	29	37	2.6	18	0	13	10	6	10	67	4.8		
02	Ahlana Smith	14-0	202	14.4	28-67	418	6-25	240	2-4	500	5	10	15	1.1	17	0	13	14	3	8	64	4.6		
11	Norika Konno	9-0	118	13.1	16-36	444	4-13	308	1-2	500	4	8	12	1.3	8	0	16	9	3	6	37	4.1		
05	Mykela Robinson	14-0	283	20.2	21-40	525	0-1	000	7-14	500	15	36	51	3.6	22	0	40	21	0	18	49	3.5		
00	Ramani Parker	8-0	26	3.3	7-11	636	3-4	750	1-1	1000	1	3	4	0.5	6	0	0	1	0	0	18	2.3		
13	Merissah Russell	11-0	75	6.8	4-13	308	2-5	400	8-10	800	4	9	13	1.2	8	0	3	7	0	1	18	1.6		
45	Sydni Schetnan	6-0	19	3.2	0-0	000	0-0	000	0-0	000	0	3	3	0.5	0	0	0	0	1	0	0	0.0		
Team											17			20		37								
Total.....		15	3000		444-947	469	102-265	385	144-188	766	198	387	585	39.0	233	3	245	200	61	173	1134	75.6		
Opponents.....		15	3000		272-759	358	64-242	264	157-229	686	135	319	454	30.3	223	3	124	321	36	76	695	51.0		

TEAM STATISTICS		LOU	OPP
SCORING	1134	765	
Points per game	75.6	51.0	
Scoring margin	+24.6		
FIELD GOALS-ATT	444-947	272-759	
Field goal pct	.469	.358	
3 POINT FG-ATT	102-265	64-242	
3-point FG pct	.385	.264	
3-pt FG made per game	6.8	4.3	
FREE THROWS-ATT	144-188	157-229	
Free throw pct	.766	.686	
F-Throws made per game	9.6	10.5	
REBOUNDS	585	454	
Rebounds per game	39.0	30.3	
Rebounding margin	+8.7		
ASSISTS	245	124	
Assists per game	16.3	8.3	
TURNOVERS	200	321	
Turnovers per game	13.3	21.4	
Turnover margin	+8.1		
Assist/turnover ratio	1.2	0.4	
STEALS	173	76	
Steals per game	11.5	5.1	
BLOCKS	61	36	
Blocks per game	4.1	2.4	
ATTENDANCE	123362	0	
Home games-Avg/Game	15-8224	0-0	
Neutral site-Avg/Game	-	0-0	

Score by Periods

	1st	2nd	3rd	4th	Totals
Louisville	200	200	260	517	1177
Gonzaga	144	144	144	144	576



Official Basketball Box Score - Final
Albany (NY) at Louisville
03/18/22 KFC Yum! Center, Louisville
NCAA Division I Women's Basketball Championship - First Round

Game Time: 6:06 PM
Game Duration: 1:47
Attendance: 5,407

Albany (NY) - 51

Record: 23-10

NO.	Name	Min	FG	3P	FT	Rebounds	Fouls	TP	AS	TO	ST	Blocks	BS	BA	+/-
21	Helene Haegerstrand	F 27:17	2-5	0-2	1-1	0 2 2	1 1	5	2	1	0	0	0	-24	
3	Lilly Phillips	G 22:33	1-2	0-0	2-2	0 0 0	1 1	4	0	5	0	0	1	-13	
10	Ellen Hahne	G 29:35	5-12	1-4	0-0	0 6 6	1 2	11	2	5	2	0	0	-13	
14	Grace Heeps	G 25:21	1-4	1-3	0-0	0 2 2	1 0	3	0	1	1	0	0	-13	
20	Kayla Cooper	G 30:05	5-10	0-0	4-4	3 3 6	2 3	14	4	2	2	0	0	-25	
12	Freja Werth	18:36	0-1	0-1	0-0	1 0 1	0 0	0	0	1	2	1	0	-19	
15	Morgan Haney	15:13	3-6	2-3	0-0	3 3 3	4 0	8	0	5	0	0	0	-21	
22	Taniya Hanner	05:11	0-0	0-0	0-0	1 1 2	1 0	0	0	0	0	0	0	-4	
1	Fatima Lee	08:13	0-4	0-3	0-0	0 1 1	0 1	0	0	1	0	1	0	-11	
23	Koi Simis	14:06	3-5	0-0	0-0	2 2 2	1 0	6	1	0	0	0	2	-10	
32	Abby Robinson	02:45	0-0	0-0	0-0	0 0 0	1 0	0	0	0	0	0	0	-1	
24	Abby Ray	03:05	0-0	0-0	0-0	0 1 1	0 0	0	0	1	0	0	0	-1	
Team						3 0 3				0				4	
Totals			20-49	4-16	7-7	7 21 28	14 9	51	9	26	7	2	4	-32	

Technical Fouls: NONE

Dead Ball Rebounds: 0, 0

Louisville - 83

Record: 26-4

NO.	Name	Min	FG	3P	FT	Rebounds	Fouls	TP	AS	TO	ST	Blocks	
-----	------	-----	----	----	----	----------	-------	----	----	----	----	--------	--

2021-22 Louisville Cardinals - Photo Roster



0 Ramani Parker
F | 6-4 | R-Sr.
Fresno, Calif.
(Montverde Academy)



2 Ahlana Smith
G | 5-9 | Sr.
Charlotte, N.C.
(Gulf Coast State)



3 Alexia Mobley
F | 6-2 | Fr.
Reynoldsburg, Ohio
(Reynoldsburg)



5 Mykasa Robinson
G | 5-7 | Sr.
Ashland, Ky.
(Ashland Blazer)



10 Hailey Van Lith
G | 5-7 | So.
Wenatchee, Wash.
(Cashmere)



11 Norika Konno
G | 5-10 | Jr.
Sendai, Japan
(Seiwa)



12 Payton Verhulst
G | 6-1 | Fr.
De Soto, Kan.
(Bishop Miege)



13 Merissah Russell
G | 5-11 | So.
Ottawa, Ontario
(Cairne Wilson)



14 Kianna Smith
G | 6-0 | R-Sr.
Moreno Valley, Calif.
(California)



21 Emily Engstler
F | 6-1 | Sr.
New York, N.Y.
(Syracuse)



22 Liz Dixon
F | 6-5 | Sr.
Memphis, Tenn.
(Georgia Tech)



23 Chelsie Hall
G | 5-7 | Gr.
Boca Raton, Fla.
(Vanderbilt)



44 Olivia Cochran
F | 6-3 | So.
Columbus, Ga.
(Carver)



45 Sydni Schetnan
F | 6-5 | Fr.
Sioux Falls, S.D.
(Washington HS)

Coaching Staff



Jeff Walz
Head Coach



Stephanie Norman
Associate Head Coach



Sam Purcell
Associate Coach



Jonneshia Pineda
Assistant Coach



Kate Tucker
Director of Operations



2021-22 Louisville Women's Basketball Combined Team Statistics In Conference games

Page 1/1
as of Feb 27, 2022

Game Records

Record	Overall	Home	Away	Neutral
ALL GAMES	16-2	8-0	7-2	0-0
CONFERENCE	16-2	8-0	7-2	0-0
NON-CONFERENCE	0-0	0-0	0-0	0-0

Score by Periods

Team	1st	2nd	3rd	4th	OT	TOT
Louisville	324	323	308	307	0	1262
Opponents	239	210	258	297	0	1004

Team Box Score

No.	Player				Total		3-Point		F-Throw		Rebounds											
		GP-GS	MIN	AVG	FG-FGA	FG%	3FG-3FGA	3FG%	FT-FTA	FT%	OFF	DEF	TOT	AVG	PF	DQ	A	TO	BLK	STL	PTS	AVG
10	VAN LITH, Hailey	17-17	540:28	31.8	101-221	.457	32-69	.464	28-39	.718	13	39	52	3.1	23	0	42	32	0	21	262	15.4
21	ENGSTLER, Emily	17-17	456:17	26.8	86-181	.475	15-44	.341	30-50	.600	50	109	159	9.4	55	3	49	46	33	43	217	12.8
14	SMITH, Kianna	17-17	492:29	29.0	79-191	.414	29-85	.341	7-8	.875	12	39	51	3.0	30	0	58	22	5	14	194	11.4
44	COCHRAN, Olivia	17-17	394:31	23.2	61-121	.504	1-4	.250	42-56	.750	40	55	95	5.6	41	0	15	27	13	9	165	9.7
23	HALL, Chelsie	17-17	411:29	24.2	46-106	.434	9-29	.310	8-12	.667	19	35	54	3.2	33	0	35	23	0	29	109	6.4
22	DIXON, Liz	17-0	251:27	14.8	44-67	.657	0-0	.000	17-20	.850	29	28	57	3.4	21	0	13	12	15	5	105	6.2
2	SMITH, Ahlana	15-0	205:52	13.7	26-70	.371	8-30	.267	6-9	.667	5	8	13	0.9	24	0	13	18	4	6	66	4.4
12	VERHULST, Payton	17-0	193:55	11.4	22-49	.449	9-19	.474	9-12	.750	4	29	33	1.9	24	1	13	8	5	11	62	3.6
5	ROBINSON, Mykasa	16-0	323:22	20.2	23-48	.479	2-4	.500	6-13	.462	18	35	53	3.3	23	0	40	28	2	22	54	3.4
11	KONNO, Norika	5-0	51:17	10.3	6-9	.667	0-2	.000	0-0	.000	1	1	2	0.4	6	0	5	5	1	0	12	2.4
13	RUSSELL, Merissah	8-0	48:36	6.1	1-12	.083	1-6	.167	6-8	.750	1	4	5	0.6	4	0	3	5	0	1	9	1.1
0	PARKER, Ramani	7-0	20:16	2.9	2-4	.500	1-1	1.000	0-0	.000	1	4	5	0.7	5	0	0	1	0	0	5	0.7
45	SCHETNAN, Sydni	4-0	10:02	2.5	1-1	1.000	0-0	.000	0-0	.000	0	2	2	0.5	3	0	0	0	1	0	2	0.5
Team											35	39	74					5				
Total		17	3400		498-1080	.461	107-293	.365	159-227	.700	228	427	655	38.5	292	4	286	232	79	161	1262	74.2
Opponents		17	3400		346-917	.377	90-283	.318	222-322	.689	193	386	579	34.1	248	4	185	315	58	95	1004	59.1

Team Statistics

	LOU	OPP
Scoring	1262	1004
Points per game	74.2	59.1
Scoring margin	+15.2	-
Field goals-att	498-1080	346-917
Field goal pct	.461	.377
3 point fg-att	107-293	90-283
3-point FG pct	.365	.318
3-pt FG made per game	6.3	5.3
Free throws-att	159-227	222-322
Free throw pct	.700	.689
F-Throws made per game	9.4	13.1
Rebounds	655	579
Rebounds per game	38.5	34.1
Rebounding margin	+4.5	-
Assists	286	185
Assists per game	16.8	10.9
Turnovers	232	315
Turnovers per game	13.6	18.5
Turnover margin	+4.9	-
Assist/turnover ratio	1.2	0.6
Steals	161	95
Steals per game	9.5	5.6
Blocks	79	58
Blocks per game	4.6	3.4
Winning streak	3	-
Home win streak	8	-
Attendance	67627	21368
Home games-Avg/Game	8-8453	9-2374
Neutral site-Avg/Game	-	0-0

Team Results

Date	Opponent		Score	Att.
12/30/2021	Boston College	W	79-49	7709
01/02/2022	at Georgia Tech	W	50-48	1918
01/06/2022	Pittsburgh	W	81-39	6703
01/13/2022	Syracuse	W	84-71	7307
01/16/2022	at Boston College	W	63-53	1066
01/20/2022	at NC State	L	59-68	5500
01/23/2022	Wake Forest	W	72-60	8802
01/27/2022	Florida St.	W	75-62	7755
01/30/2022	Duke	W	77-65	9001
02/01/2022	at Miami (FL)	W	69-66	0
02/03/2022	at Clemson	W	93-71	493
02/06/2022	at Syracuse	W	100-64	1401
02/13/2022	Notre Dame	W	73-47	10056
02/17/2022	at North Carolina	L	65-66	2115
02/20/2022	Virginia Tech	W	70-56	10294
02/24/2022	at Pittsburgh	W	66-55	1344
02/27/2022	at Notre Dame	W	86-64	7531



2021-22 Louisville Women's Basketball Combined Team Statistics All games

Page 1/1
as of Mar 19, 2022

Game Records

Record	Overall	Home	Away	Neutral
ALL GAMES	26-4	15-0	10-2	1-2
CONFERENCE	15-2	8-0	7-2	0-0
NON-CONFERENCE	11-2	7-0	3-0	1-2

Score by Periods

Team	1st	2nd	3rd	4th	OT	TOT
Louisville	552	570	541	508	5	2176
Opponents	376	361	423	480	7	1647

Team Box Score

No.	Player				Total		3-Point		F-Throw		Rebounds											
		GP-GS	MIN	AVG	FG-FGA	FG%	3FG-3FGA	3FG%	FT-FTA	FT%	OFF	DEF	TOT	AVG	PF	DQ	A	TO	BLK	STL	PTS	AVG
10	VAN LITH, Hailey	30-30	898:44	30.0	157-364	.431	40-108	.370	60-76	.789	30	70	100	3.3	36	0	63	62	2	35	414	13.8
14	SMITH, Kianna	30-30	843:34	28.1	145-332	.437	57-148	.385	11-16	.688	22	70	92	3.1	46	1	88	35	7	27	358	11.9
21	ENGSTLER, Emily	30-30	762:05	25.4	140-294	.476	29-73	.397	42-67	.627	75	197	272	9.1	84	3	68	83	54	77	351	11.7
44	COCHRAN, Olivia	29-28	641:48	22.1	93-184	.505	1-4	.250	60-84	.714	73	79	152	5.2	63	0	30	57	21	21	247	8.5
23	HALL, Chelsie	30-30	712:19	23.7	76-179	.425	15-49	.306	31-37	.838	27	70	97	3.2	56	0	62	38	0	44	198	6.6
22	DIXON, Liz	30-2	459:39	15.3	74-124	.597	0-0	.000	29-38	.763	52	49	101	3.4	40	0	22	24	21	10	177	5.9
2	SMITH, Ahlana	28-0	380:40	13.6	56-130	.431	15-50	.300	10-13	.769	9	16	25	0.9	35	0	21	30	10	13	137	4.9
12	VERHULST, Payton	29-0	331:57	11.4	36-85	.424	13-32	.406	12-16	.750	12	47	59	2.0	33	1	24	19	9	20	97	3.3
5	ROBINSON, Mykasa	29-0	594:48	20.5	41-82	.500	2-5	.400	13-27	.481	30	69	99	3.4	43	0	70	45	2	39	97	3.3
11	KONNO, Norika	18-0	204:54	11.4	22-49	.449	6-21	.286	3-4	.750	5	18	23	1.3	12	0	20	15	4	7	53	2.9
0	PARKER, Ramani	13-0	43:53	3.4	8-12	.667	3-4	.750	1-1	1.000	2	7	9	0.7	7	0	0	3	1	0	20	1.5
13	RUSSELL, Merissah	17-0	116:18	6.8	6-23	.261	3-9	.333	10-13	.769	5	13	18	1.1	10	0	5	10	0	2	25	1.5
45	SCHETNAN, Sydni	10-0	34:21	3.4	1-2	.500	0-0	.000	0-0	.000	0	6	6	0.6	5	0	0	0	1	1	2	0.2
Team											47	63	110					8				
Total		30	6025		855-1860	.460	184-503	.366	282-392	.719	389	774	1163	38.8	470	5	473	429	132	296	2176	72.5
Opponents		30	6025		587-1602	.366	146-503	.290	327-465	.703	308	658	966	32.2	427	6	311	581	87	172	1647	54.9

Team Statistics

	LOU	OPP
Scoring	2176	1647
Points per game	72.5	54.9
Scoring margin	+17.6	-
Field goals-att	855-1860	587-1602
Field goal pct	.460	.366
3 point fg-att	184-503	146-503
3-point FG pct	.366	.290
3-pt FG made per game	6.1	4.9
Free throws-att	282-392	327-465
Free throw pct	.719	.703
F-Throws made per game	9.4	10.9
Rebounds	1163	966
Rebounds per game	38.8	32.2
Rebounding margin	+6.6	-
Assists	473	311
Assists per game	15.8	10.4
Turnovers	429	581
Turnovers per game	14.3	19.4
Turnover margin	+5.1	-
Assist/turnover ratio	1.1	0.5
Steals	296	172
Steals per game	9.9	5.7
Blocks	132	87
Blocks per game	4.4	2.9
Winning streak	1	-
Home win streak	15	-
Attendance	123362	26846
Home games-Avg/Game	15-8224	12-2237
Neutral site-Avg/Game	-	3-5410

Team Results

Date	Opponent		Score	Att.
11/12/2021	vs Arizona	Lot	59-61	2345
11/16/2021	Bellarmine	W	82-25	7014
11/17/2021	UT Martin	W	62-30	6809
11/20/2021	at Washington	W	61-53	1884
11/23/2021	at Cal Poly	W	72-32	662
11/28/2021	at Colorado St.	W	71-56	1336
12/02/2021	Michigan	W	70-48	7309
12/05/2021	Belmont	W	80-66	7092
12/12/2021	Kentucky	W	64-58	12167
12/16/2021	Eastern Ky.	W	82-38	6937
12/19/2021	vs UConn	W	69-64	8204
12/30/2021	Boston College	W	79-49	7709
01/02/2022	at Georgia Tech	W	50-48	1918
01/06/2022	Pittsburgh	W	81-39	6703
01/13/2022	Syracuse	W	84-71	7307
01/16/2022	at Boston College	W	63-53	1066
01/20/2022	at NC State	L	59-68	5500
01/23/2022	Wake Forest	W	72-60	8802
01/27/2022	Florida St.	W	75-62	7755
01/30/2022	Duke	W	77-65	9001
02/01/2022	at Miami (FL)	W	69-66	1596
02/03/2022	at Clemson	W	93-71	493
02/06/2022	at Syracuse	W	100-64	1401
02/13/2022	Notre Dame	W	73-47	10056
02/17/2022	at North Carolina	L	65-66	2115
02/20/2022	Virginia Tech	W	70-56	10294
02/24/2022	at Pittsburgh	W	66-55	1344
02/27/2022	at Notre Dame	W	86-64	7531
03/04/2022	vs Miami (FL)	L	59-61	5682
03/18/2022	Albany (NY)	W	83-51	8407