

2021-22 SCHEDULE/RESULTS

Date	Opponent	Time/Result
NOVEMBER		
Thur. 4	Union University (Tenn.) (Exh.)	W, 106-32
Fri. 12	No. 22/15 Arizona (ESPN)	L, 61-59 (OT)
Tues. 16	Bellarmine (ACCNX)	W, 82-25
Wed. 17	UT Martin (ACCNX)	W, 62-30
Sat. 20	at Washington (Pac-12+)	W, 61-53
Tues. 23	at Cal Poly (ESPN+)	W, 72-32
Sun. 28	at Colorado State (MW Network)	W, 71-56
DECEMBER		
Thur. 2	No. 12/9 Michigan (ESPN)	7 p.m.
Sun. 5	Belmont (ACCN)	12 p.m.
Sun. 12	Kentucky (ESPN)	1 p.m.
Thur. 16	Eastern Kentucky (ACCN)	8 p.m.
Sun. 19	Connecticut (ESPN)	3:30 p.m.
Thur. 30	Boston College (ACCNX)*	7 p.m.
JANUARY		
Sun. 2	at Georgia Tech (ACCN)*	12 p.m.
Thur. 6	Pittsburgh (ACCNX)*	7 p.m.
Sun. 9	at Miami (ACCN)*	12 p.m.
Thur. 13	Syracuse (ACCNX)*	7 p.m.
Sun. 16	at Boston College (ACCN)*	12 p.m.
Thur. 20	at N.C. State (ESPN)*	7:30 p.m.
Sun. 23	Wake Forest (ACCN)*	2 p.m.
Thur. 27	Florida State (ACCN)*	8 p.m.
Sun. 30	Duke (ESPN/ACCN)*	12/4 p.m.
FEBRUARY		
Thur. 3	at Clemson (RSN)*	6 p.m.
Sun. 6	at Syracuse (RSN)*	12 p.m.
Thur. 10	Virginia (ACCNX)*	7 p.m.
Sun. 13	Notre Dame (ESPN)*	2 p.m.
Thur. 17	at North Carolina (RSN)*	6 p.m.
Sun. 20	Virginia Tech (ACCN)*	2 p.m.
Thur. 24	at Pittsburgh (ACCNX)*	6 p.m.
Sun. 27	at Notre Dame (ESPN/ACCN)*	TBA
MARCH		
Wed-Sun. 2-6	@ACC Tournament	TBA

Home games are in bold | All Times Eastern

* = ACC

QUICK FACTS

Location	Louisville, Ky.
Founded / Enrollment	1798 / 22,298
Nickname / Colors	Cardinals / Red and Black
Conference	Atlantic Coast
Home Court (Capacity)	KFC Yum! Center (22,000)
President	Dr. Neeli Bendapudi
Vice President for Athletics	Vince Tyra
Senior Woman Administrator	Amy Calabrese
Head Coach	Jeff Walz (Northern Kentucky, '95)
Associate Head Coach	Stephanie Norman
Associate Coach	Sam Purcell
Assistant Coach	Jonneshia Pineda
Director of Operations	Kate Tucker
Assoc. Strength & Conditioning Coach	Beth Burns
Exec. Director/Player Relations	Adrienne Johnson
Video Coordinator/Graphic Design	LaMont Russell
All-Time Record	937-500 (47th yr.)
All-Time NCAA Tournament Record	37-23 (23 Appearances)
SID - Nick Evans	c: (502) 807-9345
email: NickE@GoCards.com	
Athletics Department	(502) 852-5732
Basketball Office	(502) 852-8355
Sports Information Office	(502) 852-6581

LOUISVILLE

2021-22 WOMEN'S BASKETBALL



No. 10/5 Louisville Cardinals vs. No. 12/9 Michigan Wolverines

Game 7 • Thur., Dec. 2 • 7 p.m. ET • ESPN • 790-AM WKRD • Louisville, Ky. • KFC Yum! Center

LOUISVILLE

Record: 5-1, 0-0
 Last Game: W, 71-56 at Colorado State
 Current Streak: W5
 Scoring Margin: +25.0
 Head Coach: Jeff Walz
 Record at UL: 390-109 (15th year)
 Career Record: Same
 Leading Scorer: K. Smith (10.2)
 Leading Rebounder: Engstler (8.2)
 Assists Leader: Hall (2.5)
 Blocks Leader: Engstler (2.0)
 Steals Leader: Engstler (2.0)
 Next Game: Sun., Dec. 5 vs. Belmont

MICHIGAN

Record: 7-0, 0-0
 Last Game: W, 64-48 vs. Mississippi State
 Current Streak: W7
 Scoring Margin: +17.1
 Head Coach: Kim Barnes Arico
 Record at UM: 200-102 (10th year)
 Career Record: 475-308 (25th year)
 Leading Scorer: Hillmon (21.8)
 Leading Rebounder: Hillmon (10.0)
 Assists Leader: Rauch (2.6)
 Blocks Leader: Kiser (1.1)
 Steals Leader: Nolan (1.3)
 Next Game: Sat., Dec. 4 vs. Harvard

STARTING FIVE

■ Through six games, Louisville is limiting opponents to just 42.8 points per game, which leads the ACC and ranks second in the NCAA. Coastal Carolina leads the country with 41.7 points allowed per game. In three of six games, they have limited opponents to 32 points or less, including a program-record tying 25 points vs. Bellarmine. UofL is also holding opponents to 29.9 percent shooting, which ranks second in the ACC and fifth in the NCAA. The highest field goal percentage allowed by UofL this season is 39.6 percent at Washington and in three of six games, they have limited opponents to below 27.5 percent shooting.

■ UofL's opponents are averaging just 9.5 points in both the first and second quarter this season. In the third and fourth quarters, opponents are averaging 11.3 points.






■ Louisville is on a five-game winning streak and during that winning streak has a plus-30.4 scoring margin. On the season, the Cardinals' scoring margin is plus-25.0, which ranks third in the ACC and 15th in the country.

■ UofL is 4-2 all-time in the Big Ten/ACC Challenge and 2-1 at the KFC Yum! Center (2019 - Ohio State 67, Louisville 60 at OSU; 2018 - Louisville 85, Nebraska 68 at UL; 2017 - Louisville 72, Indiana 59 at IU; 2016 - Maryland 78, Louisville 72 at UL; 2015 - Louisville 85, Michigan State 78 at MSU; 2014 - Louisville 86, Iowa 52 at UL). The ACC went 5-9 in the Big Ten/ACC Challenge in 2019, which marked the ACC's first ever loss in the challenge. All-time, the ACC is 9-1-3 in the challenge. The Big Ten/ACC Challenge did not take place last season.

■ Louisville head coach Jeff Walz, the winningest coach in program history with a 390-109 record, is coaching his 500th game at Louisville on Thursday.

Sports Information Office // University of Louisville // Louisville, KY 40292 // GoCards.com
 Phone: (502) 852-3085 // Fax: (502) 852-7401 // email: NickE@GoCards.com // Twitter: @UofLWBB

PROJECTED STARTERS (Based off last game)

10		23		14		21		44											
Hailey VAN LITH		Chelsie HALL		Kianna SMITH		Emily ENGSTLER		Olivia COCHRAN											
PPG	RPG	APG	MPG	PPG	RPG	APG	MPG	PPG	RPG	APG	MPG								
9.3	3.3	1.7	27.1	5.7	4.0	2.5	21.6	10.2	3.0	2.2	23.7	9.7	8.2	0.8	19.9	5.8	4.7	1.7	21.1

2021-22 Louisville Cardinals (5-1 Overall, 0-0 Atlantic Coast Conference)**Projected Starters (Based off last game)**

No.	Name	Pos.	Ht.	Yr.	Hometown	PPG	RPG	APG	Notes
10	Hailey Van Lith	G	5-7	So.	Wenatchee, Wash.	9.3	3.3	1.7	Named 2021-22 Preseason All-ACC
23	Chelsie Hall	G	5-7	Gr.	Boca Raton, Fla.	5.7	4.0	2.5	Reached 1,000 points at Vanderbilt**
14	Kianna Smith	G	6-0	R-Sr.	Moreno Valley, Calif.	10.2	3.0	2.2	Named to 2021-22 Drysdale Award Watch List
21	Emily Engstler	F	6-1	Sr.	New York, N.Y.	9.7	8.2	0.8	Named ACC Co-Sixth Player of the Year*
44	Olivia Cochran	F	6-3	So.	Columbus, Ga.	5.8	4.7	1.7	Named to ACC All-Freshman Team

Reserves

0	Ramani Parker	F	6-4	R-So.	Fresno, Calif.	3.0	1.0	0.0	Career-high 10 points last season vs. Bellarmine
2	Ahlana Smith	G	5-9	Sr.	Charlotte, N.C.	5.3	1.2	0.5	Six points on 3-3 FG in Elite 8 vs. Stanford
3	Alexia Mobley	F	6-2	Fr.	Reynoldsburg, Ohio	-	-	-	Ranked as the No. 31 overall player in the '22 class
5	Mykasa Robinson	G	5-7	Sr.	Ashland, Ky.	4.3	3.5	1.8	Named to 2020-21 ACC All-Defensive Team
11	Norika Konno	G	5-10	Jr.	Sendai, Japan	4.0	2.5	1.2	Career-high six steals in NCAA First Round vs. Marist
12	Payton Verhulst	G	6-1	Fr.	De Soto, Kan.	2.7	2.3	1.7	Won gold medal with 2021 FIBA U19 World Cup team
13	Merissah Russell	G	5-11	So.	Ottawa, Canada	2.0	2.0	0.2	8 pts and 5 rebs in debut last year vs. SEMO
22	Liz Dixon	F	6-5	Sr.	Memphis, Tenn.	7.2	3.5	0.7	Scored 15 points on 7-9 shooting at Cal Poly
45	Sydni Schetnan	F	6-5	Fr.	Sioux Falls, S.D.	0.0	1.0	0.0	Ranked 10th best post player by espnW Hoop Gurlz

Pronunciation Guide:

Ramani (Rah-mah-nee), Ahlana (a-LAWN-uh), Mobley (MOW-blee), Mykasa (Mah-casa), Van Lith (LITH), Norika Konno (NO-rika Koh-NO), Verhulst (VUR-holst), Kianna (KEY-awna), Engstler (ENG-stlur), Schetnan (SHET-nan), Walz (Walls), Jonneshia Pineda (JO-nee-SHA PIN-ay-duh)

ABOUT THE WOLVERINES

No. 12 Michigan enters Thursday's contest with a perfect 7-0 record. They are coming off two wins in the Daytona Beach Invitational last weekend, beating No. 16 Oregon State, 61-52, and Mississippi State, 64-48. Senior Naz Hillmon was named Big Ten Player of the Week after helping Michigan to a 3-0 week with three double-doubles. She is one of four players nationally to be averaging at least 20 points and 10 rebounds per game. Michigan features a pair of double-figure scorers in Hillmon (21.8 ppg, 10.0 rpg) and Leigha Brown (14.3 ppg), with Emily Kiser (9.0 ppg, 8.6 rpg), Danielle Rauch (8.1 ppg) and Maddie Nolan (7.6 ppg) each averaging at least 7.5 points per game. Michigan ranks 29th in the NCAA in scoring defense, allowing 52.1 points per game.

■ **Series History** - Louisville is 4-1 all-time against Michigan and has won three straight. This marks the third time in the past five seasons that Michigan has visited the KFC Yum! Center. The Cardinals won 74-49 in the preseason WNIT semifinals on Nov. 16, 2017 and 71-50 in the NCAA Tournament second round on March 24, 2019. Prior to those two meetings, the two teams had not squared off since Dec. 13, 1980, an 89-80 win for the Cardinals at Freedom Hall.

■ **Last Meeting (March 24, 2019)** - Asia Durr scored 24 points, including 12 in the first quarter to lead top-seeded Louisville past No. 8 Michigan 71-50 in the second round of the women's NCAA Tournament. Louisville's defense also came up big, holding the taller Wolverines to just 23 percent shooting in the second half and 43 percent overall. The Cardinals scored 28 points off 22 turnovers, forcing 17 by halftime alone. Jazmine Jones added 15 points while Sam Fuehring and Dana Evans each had 10. Kylee Shook had 10 rebounds and Arica Carter had seven after missing two games with a left knee injury.

QUICK HITTERS

■ **Point Olivia** - In UofL's 71-56 win at Colorado State on Sunday, Olivia Cochran led the Cardinals with a career-high six assists, while committing zero turnovers.

■ **Engstler Does Dirty Work** - Emily Engstler ranks third in the ACC with 12 total blocks and 2.0 blocks per game. She ranks seventh with 2.0 steals and 8.2 rebounds per game.

■ **Walz in December** - Under head coach Jeff Walz, UofL is 81-14 (.853) all-time in December, which ironically is also his record all-time in November. In November and December combined, he is 162-28. Louisville is 21-1 in December over the previous four seasons, their lone loss a 67-60 defeat at Ohio State on Dec. 5, 2019 in the Big Ten/ACC Challenge.

■ **Few Fouls** - Louisville ranks 27th in the country with just 13.7 fouls per game.

■ **Over the Previous 4 Years** - UofL went 122-15 (.891) over the previous four seasons, which marks fewest losses and best winning percentage over a four-year span in program history.

APPROACHING MILESTONES

■ **Kianna Smith approaches 1,000 career points** - Kianna Smith has 980 points in her collegiate career, between both Louisville and California, and is just 20 points shy of reaching 1,000. She has 380 points in her career at Louisville. She leads the Cardinals with 10.2 points per game. She has scored in double digits in each of the last four games and twice has led the team in scoring.

■ **Walz approaches 400 career wins** - Louisville head coach Jeff Walz, already the winningest coach in program history, has 390 career wins, just 10 shy of 400.

GAMEDAY INFO

Date: Thursday, Dec. 2

Time: 7 p.m. ET

Site: Louisville, Ky. | KFC Yum! Center (22,000)

TV: ESPN (Pam Ward, play-by-play; Stephanie White, analyst)

Radio: 790-AM WKRD (Nick Curran, play-by-play; Adrienne Johnson, analyst)

Last Meeting: W, 71-50 (March 24, 2019 at KFC Yum! Center)

Series History: 4-1 (W3, 4-0 home, 0-1 away, 0-0 neutral)

Team Statistics	Cards (5-1)	UM (7-0)
Points per game	67.8	69.3
Scoring margin	+25.0	+17.1
Field goal percentage	.447	.416
3-Point FG-Attempts	28-91	35-115
3-point FG percentage	.308	.416
3-pt FG made per game	4.7	5.0
Free Throws-Attempts	57-78	90-122
Free throw percentage	.731	.738
FTs made per game	9.5	12.9
Rebounds per game	42.2	43.3
Rebounding margin	+11.7	+10.0
Assists per game	14.8	11.9
Turnovers per game	15.3	15.3
Turnover margin	+4.7	+3.0
Assist/turnover ratio	1.0	0.8
Steals per game	8.8	7.3
Blocks per game	4.8	2.6

RETURNING POINT PRODUCTION

After losing Dana Evans to graduation, UofL returns 50.4 points per game, which accounts for 65.5 percent of their production from last year.

RETURNING STARTERS

Entering the 2021-22 campaign, the Cards returned six players that made a combined 113 starts in a Louisville uniform (Van Lith - 30, Cochran - 25, Robinson - 22, K. Smith - 20, Dixon - 11, A. Smith - 5).

ROSTER BREAKDOWN

Louisville returns nine players from last year's team, brings in five newcomers and had three departures, including two-time ACC Player of the Year and WBCA All-American Dana Evans.

■ **Returnees** - In addition to the six players that have career starts, the Cardinals return Norika Konno, Ramani Parker and Merissah Russell. Robinson is the only four-year player for the Cardinals and last season was named to the ACC All-Defensive Team. Kianna Smith is the leading returning scorer after averaging 11.4 points per game a season ago. Van Lith returns after starting all 30 games last season and averaging 11.2 points per game as a freshman. Cochran finished with 9.9 points per game and a team-high 6.9 rebounds per contest during her freshman campaign. Dixon averaged 7.6 points and 5.4 rebounds, while shooting a team-high 56.4 percent from the floor.

■ **Newcomers** - Louisville brings in Syracuse transfer Emily Engstler and Vanderbilt grad transfer Chelsie Hall, along with three freshmen Alexia Mobley, Sydney Schetnan and Payton Verhulst. Engstler was the ACC Co-Sixth Player of the Year last season, while Hall was a 1,000 point scorer at Vanderbilt and earned 2018 SEC All-Freshman team honors.

LOUISVILLE PICKED SECOND IN ACC PRESEASON POLLS

UofL was picked second in the league after claiming four consecutive regular season titles. The Cardinals received seven first-place votes from the Blue Ribbon Panel for a total of 789 points and one first-place vote from the head coaches to finish with 207 points. Louisville is picked second in the ACC behind first-place NC State. The Cardinals and Wolfpack were the only two schools to receive first-place votes in the Blue Ribbon and Coaches' polls.

VAN LITH NAMED PRESEASON ALL-ACC, VERHULST TO NEWCOMER WATCH LIST

Hailey Van Lith was named Preseason First Team All-ACC, while Payton Verhulst was named to the Newcomer Watch List.

■ **Van Lith** - Van Lith started every game for Louisville last season en route to being named to the ACC All-Freshman Team. She was named to the ACC All-Tournament Team, All-ACC Academic Team and twice was named ACC Freshman of the Week. She ranked third on the team with 11.2 points and 5.2 rebounds, while chipping in 2.1 assists per game. She shot 49-128 (.383) from 3-point range and 44-53 (.830) from the free throw line.

■ **Verhulst** - Verhulst was USA Today National Female Athlete of the Year, Kansas' Girls Basketball Player of the Year and overall Female Athlete of the Year and a McDonald's All-American. Over the summer, she helped USA Basketball Women's U19 Team win gold at the 2021 FIBA U19 World Cup in Debrecen, Hungary. She contributed three points, six rebounds and two assists in the 70-52 win over Australia in the final.

MORE ON ENGSTLER'S DOUBLE-DOUBLE

Emily Engstler recorded her first double-double in a Louisville uniform with 12 points and 14 rebounds vs. Bellarmine. She had 16 career double-doubles while at Syracuse, including two against Louisville. She had 21 points and 10 rebounds vs. UofL in the ACC Tourney last year on March 6, 2021 and 16 points and 11 rebounds on Jan. 21, 2021. Engstler had 12 points and 10 rebounds in the first half alone, becoming the first Cardinal since Myisha Hines-Allen to have a double-double in the first half. Hines-Allen did it twice in 2016-17. The most recent time was when Hines-Allen had 13 points and 12 rebounds at the half and finished with 24 points and 15 rebounds vs. Vanderbilt on Dec. 21, 2016.

Returning Production from 2020-21

	Per Game	Pct. %
Points	50.4	65.5
3-Pointers	4.2	56.3
Rebounds	30.2	76.6
Assists	9.2	62.5
Steals	5.3	70.1
Blocks	3.2	67.4
Career Starts at UofL: 113		

HEAD COACH JEFF WALZ

Head coach **Jeff Walz**, in his 15th season as a head coach, has compiled a 390-109 record as the Cardinals' leader. Walz and the Cardinals boast quite an astounding résumé that includes 10 trips to the NCAA Sweet 16, six trips to the Elite Eight, three trips to the final four and two trips to the national title game. Overall, he has compiled a 33-12 record in NCAA Tournament games and ranks ninth all-time and fifth among active coaches with a 73.3 NCAA Tournament winning percentage.



All of this for a program that had just four NCAA Tournament wins and had never reached a Sweet 16 prior to Walz being named head coach.

Walz is the all-time winningest coach in program history and averages 27.5 victories per season. He directed Louisville to a program-record 36 victories in 2017-18 en route to being named ACC Coach of the Year, 34 victories in 2008-09, 33 wins in 2013-14 and 32 wins in 2018-19. The Cardinals finished with 28 and 26 wins in the shortened 2019-20 and 2020-21 seasons.

The Cardinals have reached 20 wins 11 consecutive times and they have won at least 20 games in 13 of Walz's 14 seasons. The longest run previously was three, achieved twice, and UofL had just 10 20-win seasons in its 32 previous years.

Walz has led Louisville to four consecutive Atlantic Coast Conference regular season titles in 2018, 2019, 2020 and 2021, and over that four-year span, the Cardinals are a combined 122-15, which marks the fewest losses and best winning percentage over a four-year period in program history.

He also coached the ACC Player of the Year in five of six seasons as Myisha Hines-Allen won the award in 2016, Asia Durr in 2018 and 2019, and Dana Evans in 2020 and 2021. He also coached Angel McCoughtry to Big East Player of the Year honors in 2007.

After being hired as the Cardinals' head coach on March 27, 2007, the Bluegrass State native used little time to make a splash. His first year featured the program's first NCAA Sweet 16 and it culminated with Louisville earning the No. 12 ranking in the final ESPN/USA Today Coaches Poll. For his efforts, Walz was named the WBCA Maggie Dixon Rookie Coach of the Year.

Prior to taking the reins at Louisville, Walz spent five seasons at Maryland, including his final season as the associate head coach in 2006-07. The season prior, he helped lead the Terrapins to a school-record 34 wins and the program's first national title.

Walz has four children: daughter Kaeley, son Jacob, and daughters Lola and Lucy. He married the former Lauren Lueders in September of 2012, and the couple resides in Louisville.

Walz's Milestone Collegiate Victories

No.	Date	Score
1	11/10/07	Louisville 81, Ball State 62
50	2/17/09	Louisville 89, St. John's 60
100	11/22/11	Louisville 78, Austin Peay 60
150	11/11/13	Louisville 100, Quinnipiac 82
200	1/29/15	Louisville 78, Syracuse 58
250	1/15/17	Louisville 63, Miami 59
300	11/6/18	Louisville 102, WKU 80
350	1/23/20	Louisville 71, Virginia 56

Louisville Women's Basketball History

Before Walz	With Walz
1975-2007	2007-pres
(32 seasons)	(15th season)
Overall Record	Overall Record
547-391 (.583)	390-109 (.782)
NCAAT Record	NCAAT Record
4-11 (.267)	33-12 (.733)
Sweet 16 App.	Sweet 16 App.
0	10
Elite Eight App.	Elite Eight App.
0	6
Final Four App.	Final Four App.
0	3
NCAA Finalist	NCAA Finalist
0	2

MOST UOFL VICTORIES

UofL's 26 wins last year rank 10th all-time. The top seven and 11 of the 12 top win totals have come under Walz.

ANOTHER 20-WIN SEASON

UofL went 26-4 and reached 20 wins for the 11th straight season to extend the program record. The longest run previously was three, achieved twice. The Cards have won at least 20 games in 13 of Walz's 14 seasons. Prior to Walz's arrival, Louisville had just 10 20-win seasons in its history.

Most UofL Victories		
Year	Record	NCAA Postseason
2017-18	36-3	Final Four
2008-09	34-5	Runner-Up
2013-14	33-5	Elite Eight
2018-19	32-4	Elite Eight
2016-17	29-8	Sweet 16
2012-13	29-9	Runner-Up
2019-20	28-4	*No NCAA Tourney
2006-07	27-8	2nd Round
2014-15	27-7	Sweet 16
2020-21	26-4	Elite Eight
2015-16	26-8	2nd Round
2007-08	26-10	Sweet 16

MORE ON LOCK DOWN DEFENSE

■ **Allowing 55 points combined in back-to-back games** - Louisville allowed just 55 points combined in back-to-back victories over Bellarmine (W, 82-25) and UT Martin (W, 62-30), setting a program record for the fewest points allowed in a two-game stretch in program history. The previous record was 57 points in wins over Wagner (W, 106-32) on Dec. 21, 2012 and Tennessee State (W, 88-25) on Dec. 31, 2012.

■ **Fewest points allowed in program history** - Louisville limited Bellarmine to 25 points, which tied the program record for fewest points allowed in a game. The Cardinals twice allowed 25 points previously - on Nov. 29, 1977 vs. Centre (W, 97-25) and on Dec. 31, 2012 vs. Tennessee State (W, 88-25).

■ **Lowest FG percentage allowed in Walz era** - They limited Bellarmine to 14.9 percent (7-47) shooting, which is the lowest field goal percentage allowed in the Jeff Walz era. The previous low was when they limited Tennessee State to 16.7 percent shooting (9-54) in that 88-25 win on Dec. 31, 2012.

FOUR PLAYERS NAMED TO POSITION AWARD WATCH LISTS

Hailey Van Lith, Kianna Smith, Emily Engstler and Olivia Cochran were all named to their position award watch list. Louisville is one of five schools with a student-athlete on four of the five lists, joining South Carolina, Stanford, Tennessee and UConn. No school had a player on all five.

■ **Van Lith named to Nancy Lieberman Award Watch List** - Van Lith started every game for Louisville last season en route to being named to the ACC All-Freshman Team, ACC All-Tournament Team and the All-ACC Academic Team. She ranked third on the team with 11.2 points and 5.2 rebounds, while chipping in 2.1 assists per game. The Lieberman Award recognizes the top point guards.

■ **Kianna Smith named to Ann Meyers-Drysdale Award Watch List** - Smith played in 28 games with 20 starts in her first season as a Cardinal a year ago. She ranked second on the team with 11.4 points and third with 2.2 assists per game, and ranked eighth in the ACC with 55 made 3-point field goals. She was named to the ACC All-Tournament Team and the All-ACC Academic Team. The Meyers-Drysdale Award recognizes the top shooting guards.

■ **Emily Engstler named to Cheryl Miller Award Watch List** - Engstler transferred to Louisville after playing three seasons at Syracuse. Last season, she was named ACC Co-Sixth Player of the Year after nearly averaging a double-double with 10.5 points and 9.1 rebounds per game. She finished the season with seven double-doubles. The Miller Award recognizes the top small forwards.

■ **Olivia Cochran named to Katrina McClain Award Watch List** - Cochran was named to the All-ACC Freshman team last season after playing in 29 games with 25 starts, leading the team with 6.9 rebounds per game. She averaged 20.9 minutes, 9.9 points and 0.8 blocks. The McClain Award recognizes the top power forwards.

VAN LITH NAMED TO NAISMITH TROPHY WATCH LIST, NO. 18 BY ESPN

Hailey Van Lith was named to the Naismith Trophy Watch List and was ranked No. 18 on ESPN's Top 25 women's basketball players list.

■ ESPN writer Katie Barnes on Van Lith, "At just 5-7, Van Lith was among the best rebounders on Louisville's squad last season. Her tenacity and physicality make her stand out on the court. Her 38.3% 3-point shooting led the Cardinals last season, and with the graduation of Dana Evans, look for Van Lith to increase her scoring. Louisville has been a perennial power in the ACC, and if Van Lith has a breakout season, the Cardinals could be serious contenders."

■ ESPN analyst Debbie Antonelli on Van Lith, "Trustworthy in late-game playmaking situations with elite handle, decisions and free throw shooting; shot-making abilities outside arc and inside lane; dangerous on the catch, aggressive first step make her hard to guard."

21-22 NATIONAL RANKINGS**Associated Press**

(Week 4)

1	South Carolina (30)	7-0
2	NC State	6-1
	UConn	3-1
4	Stanford	5-2
5	Baylor	6-1
6	Indiana	5-1
7	Arizona	7-0
8	Maryland	6-2
9	Iowa	4-0
10	Louisville	5-1
11	Tennessee	6-0
12	Michigan	7-0
13	South Florida	5-2
14	Iowa State	7-0
15	Texas	4-1
16	Kentucky	4-1
17	Texas A&M	7-0
18	Oregon	3-2
	Ohio State	5-0
20	Georgia	6-0
21	BYU	7-0
22	Florida Gulf Coast	7-0
23	Oregon State	3-2
24	Notre Dame	6-1
25	Florida State	4-2

Others receiving votes: West Virginia 46, Virginia Tech 37, Colorado 30, UCLA 29, Georgia Tech 21, Duke 15, Arkansas 11, Gonzaga 7, DePaul 2, Washington State 2, North Carolina 2, Missouri State 1, Purdue 1, Oklahoma 1

USA Today

(Week 4)

1	South Carolina (32)	8-0
2	UConn	3-1
3	NC State	6-1
4	Stanford	5-2
5	Louisville	5-1
6	Indiana	5-1
7	Baylor	6-1
8	Maryland	6-2
9	Michigan	7-0
10	Tennessee	6-0
11	Arizona	7-0
12	Iowa	4-0
13	Iowa State	7-0
14	Texas	4-1
15	Texas A&M	7-0
16	Oregon	3-2
17	South Florida	5-2
18	Kentucky	4-1
19	Georgia	6-0
20	Ohio State	5-0
21	Oregon State	3-2
22	Florida Gulf Coast	7-0
23	BYU	7-0
24	UCLA	4-2
25	Notre Dame	6-1

Others receiving votes: Georgia Tech 52, Gonzaga 51, West Virginia 42, North Carolina 33, Florida State 23, Virginia Tech 20, Arkansas 16, Colorado 15, UCF 9, Missouri State 6, Oklahoma 6, Wake Forest 6, Washington State 5, Ole Miss 4, Tulane 1, Coastal Carolina 1

Louisville in the Polls

Date	AP	USAT
Preseason	6	6
Nov. 15	10	n/a
Nov. 23	10	7
Nov. 29	10	5

STAYING IN THE AP TOP 10

UofL has remained in the AP Top 10 for 79 straight polls and the USA Today Top 10 for 78 straight polls, dating back to the 2017 preseason polls, both program records. Louisville has remained in the AP Top 25 for 108 straight weeks and the USA Today Top 25 for 109 weeks, both dating back to Jan. 11, 2016, also program records.

PRESEASON AP AND USA TODAY RANKINGS

UofL was ranked sixth in the 2021-22 Associated Press preseason poll. The Cardinals received 575 points, 14 points shy of fifth place NC State. They were also picked sixth in the USA Today poll with 642 points, 19 points shy of fifth place Maryland.

■ **Preseason Top 10** - It marks the seventh consecutive season that Louisville has been ranked in the top 10 of the AP preseason poll, the 10th time in the past 11 years and the 11th time in Walz's 15-year tenure. Prior to his arrival, the Cardinals had never been ranked in the AP preseason Top 10.

REACHING #1

Last season, on Jan. 18, UofL reached No. 1 in the AP and USA Today polls for the first time in program history. UofL is one of seven teams to be ranked No. 1 in the AP poll the last decade, joined by Baylor, UConn, Notre Dame, Oregon, South Carolina and Stanford.

NON-CONFERENCE SUCCESS

All-time, Walz is 160-29 (.847) against nonconference foes in regular season play. They are 49-3 in non-conference play over the past five years. They had a 21-game non-conference regular season winning streak prior to the loss at Ohio State in 2019-20. Their previous loss was a 69-58 loss at No. 1 UConn on 2/12/18. UofL went 7-0 in non-conference play last season, which marked the second time in program history they have went undefeated against nonconference opponents in regular season play. They also finished undefeated in non-conference play (13-0) in 2018-19.

CHALLENGING SCHEDULE

Eight of the Cardinals' opponents this season were ranked in the Associated Press' preseason top 25 (2. UConn, 5. NC State, 11. Michigan, 13. Kentucky, 16. Florida State, 17. Georgia Tech, 22. Arizona, 24. Virginia Tech). An additional two opponents received votes in the poll (Notre Dame, Belmont).

Nonconference Success under Walz

Season	Record
2007-08	11-2
2008-09	13-1
2009-10	8-5
2010-11	9-5
2011-12	11-2
2012-13	12-2
2013-14	12-1
2014-15	12-1
2015-16	9-5
2016-17	13-2
2017-18	14-1
2018-19	13-0
2019-20	11-1
2020-21	7-0
2021-22	5-1
Total	160-29

ESPN LISTS MYKASA ROBINSON AS TOP 12 DEFENSIVE PLAYER

Last season, ESPN.com's Mechelle Voepel recognized Mykasa Robinson as one of the top 12 defenders in the country. "She makes this list as the quintessential "do the little things" player whose calling card is defense. Louisville star Dana Evans credits Robinson with bringing scrappiness to what is perennially one of the ACC's top defenses."

■ Following the win over Notre Dame, Dana Evans said this of Robinson, "She does everything, she can guard 1-5, she hustles for every loose ball, she gets every rebound that's in her area, she does everything that we need her to do. What she does doesn't always show up on the stat sheet, but she gets it done and that's why she is so valuable to our team."

■ Robinson's combination of strength, speed and quickness, combined with an extremely high basketball IQ makes her the most versatile defender in the ACC. Can guard positions 1-5 effectively. She drew 19 charges in 16 ACC games last season.

■ Robinson had 17 starts last season, 16 of which have come in the last 19 games.

FOURTH STRAIGHT ACC TITLE

Last season, UofL won its fourth straight ACC title and second straight outright title. It marked the ninth conference title in program history. Prior to this stretch, Louisville had never won consecutive regular season conference titles. The last two outright regular season titles are the first since they won the Conference USA regular season championship in 2000-01.

■ Over last four seasons, the Cardinals are 67-10 (.870) in ACC regular season and tournament games combined. UofL is 59-7 (.894) in ACC regular season games. They are 30-4 (.882) in home games and 29-3 (.906) in road games.

FRESHMEN BECOME SOPHOMORES

Last season, Hailey Van Lith (11.2 ppg, 5.2 rpg) and Olivia Cochran (9.9 ppg, 6.9 rpg) ranked in the top six in scoring and rebounding among ACC freshmen.

■ **Van Lith** - Hailey Van Lith set a career-high with 24 points, while tying her career-high with six made 3-pointers (6-10) in the win over Wake Forest. She also set a career-high with four steals. She also made six threes (6-11), while scoring 18 points, against Syracuse. Her six made 3-pointers are the most by a UofL freshman since Mariya Moore made six 3-pointers (6-9) in a 69-56 win over Ball State on Nov. 23, 2014. She had three 20-point games this season, which is the most since Asia Durr had four in 2015-16. She had back-to-back 20-point games against ECU and DePaul, becoming the first UofL freshman to score 20 points in consecutive games since Myisha Hines-Allen had 23 points in two straight games against Miami and Syracuse on 1/25-1/29/15. She scored 10-plus in 18 of 30 games.

■ **Cochran** - Cochran had 13 points and 15 rebounds vs. Northwestern for her fifth double-double of the year. Her 15 rebounds are her career-high, the most by a UofL player last year and is tied for the second most by a UofL player in an NCAA Tournament game. Candace Bingham had 20 rebounds vs. North Carolina in 2008 and 15 against Baylor in 2009. Cochran had a team-high 17 points and seven rebounds, while making her first seven shots in the win over UNC. She scored in double figures in 15 of 29 games and seven times had double digit rebounds.

■ **Double Doubles** - Cochran had five double-doubles on the year, which is the most by a UofL freshman since Angel McCoughtry had five double-doubles as a freshman in 2005-06. Hailey Van Lith also had a double-double with 20 points and 11 rebounds against ECU. They were the first freshmen with a double-double since Dana Evans had 18 points and 10 assists in 87-63 win at UK on 12/17/17.

CAREER 20-POINT GAMES**Liz Dixon (1 at UofL, 4 career) *at Georgia Tech**

Miami	1/26/21	21
Wake Forest*	2/10/19	22
Pitt*	2/7/19	21
Duke*	1/10/19	22

Emily Engstler (1 at UofL, 3 career) *at Syracuse

UT Martin	11/17/21	20
vs. Louisville*	3/6/21	21
Notre Dame*	1/5/20	22

Chelsie Hall (9 career) *at Vanderbilt

Kentucky*	1/17/21	24
at Tennessee*	2/23/20	20
Ole Miss*	2/9/20	21
Florida*	3/3/19	20
Tennessee State*	11/21/18	23
at Middle Tennessee*	11/9/18	23
at Alabama*	1/21/18	21
Belmont*	12/21/17	26
vs. Ball State *	11/20/17	25

Kianna Smith (2 at UofL, 4 career) *at California

Georgia Tech	2/21/21	21
vs. DePaul	12/4/20	21
Oregon*	2/8/19	20
vs. Virginia*	3/16/18	20

Hailey Van Lith (3)

vs. Wake Forest	3/5/21	24
vs. DePaul	12/4/20	21
Eastern Kentucky	11/29/20	20

CAREER DOUBLE-DOUBLES**Olivia Cochran (5)**

vs. Northwestern	3/24/21	13 pts., 15 rebs.
vs. Syracuse	3/6/21	10 pts., 10 rebs.
at Wake Forest	1/24/21	10 pts., 11 rebs.
at Duke	12/9/20	11 pts., 12 rebs.
vs. DePaul	12/4/20	19 pts., 10 rebs.

Liz Dixon (2 at UofL, 6 career) *at Georgia Tech

Florida State	1/17/21	10 pts., 10 rebs.
Western Kentucky	11/5/19	10 pts., 13 rebs.
Duke*	1/10/19	22 pts., 17 rebs.
Boston College*	1/3/19	12 pts., 10 rebs.
Georgia*	11/18/18	10 pts., 11 rebs.
Western Carolina*	11/14/18	13 pts., 10 rebs.

Emily Engstler (1 at UofL, 17 career) *at Syracuse

Bellarmine	11/16/21	12 pts., 14 rebs.
vs. South Dakota State*	3/21/21	18 pts., 12 rebs.
vs. Louisville*	3/6/21	21 pts., 10 rebs.
Pitt*	1/28/21	12 pts., 13 rebs.
at Louisville*	1/21/21	16 pts., 11 rebs.
North Carolina*	1/19/21	11 pts., 13 rebs.
Miami (FL)*	1/17/21	11 pts., 10 rebs.
at North Carolina*	12/17/20	18 pts., 10 rebs.
at North Carolina*	2/13/20	16 pts., 15 rebs.
at Virginia*	2/2/20	10 pts., 11 rebs.
Notre Dame*	1/5/20	22 pts., 15 rebs.
Michigan State*	12/20/19	13 pts., 17 rebs.
Michigan*	12/5/19	10 pts., 14 rebs.
Green Bay*	11/30/19	12 pts., 16 rebs.
Houston*	11/28/19	14 pts., 15 rebs.
Albany*	11/16/19	14 pts., 10 rebs.
UMES*	11/12/19	15 pts., 11 rebs.

Chelsie Hall (1 career) *at Vanderbilt

vs. Tennessee State*	11/21/18	23 pts., 10 ast.
----------------------	----------	------------------

Kianna Smith (1)

Northern Kentucky	1/1/21	11 pts., 10 rebs.
-------------------	--------	-------------------

Hailey Van Lith (1)

vs. ECU	11/29/20	20 pts., 11 ast.
---------	----------	------------------

BEST FANS IN THE COUNTRY

Louisville averaged 6,912 fans in its first two 2021-22 home games. Last season, UofL averaged 2,557 socially distanced fans last season, which ranked second in the country. They averaged 9,159 fans per game in 2019-20, which topped the ACC and ranked fifth in the country.

They welcomed 12,008 fans for the exhibition against the USA National Team in February of 2020.

KFC Yum! Center Attendance

Year	Avg.	High	DI Rank
2010-11	10,859	22,152 vs. UK (12/5/10)	2nd
2011-12	10,670	16,483 vs. UConn (2/7/12)	2nd
2012-13	9,358	15,453 vs. UK (12/2/12)	3rd
2013-14	9,469	22,163 vs. UConn (3/3/13)	3rd
2014-15	9,515	14,862 vs. UK (12/7/14)	3rd
2015-16	9,503	16,524 vs. Cal (11/15/15)	4th
2016-17	8,256	12,245 vs. UK (12/4/16)	5th
2017-18	7,836	14,248 vs. FSU (1/21/18)	5th
2018-19	9,531	17,023 vs. UConn (1/31/19)	3rd
2019-20	9,062	12,086 vs. ND (1/26/20)	5th
2020-21*	2,557	2,989 vs. NCST (2/1/21)	2nd

*Fans limited due to covid protocols

HOME COURT ADVANTAGE

UofL boasts a 167-18 record (.903) at the KFC Yum! Center. All-time at the venue, UofL holds a plus-22.2 scoring margin. Prior to last season's crowd being limited to 15 percent, Louisville was averaging 9,328 fans per contest and had welcomed over one million and a half fans through the doors of the KFC Yum! Center. The longest home winning streak in program history is 17 games when they won their final five home games in 2016-17 and their first 12 in 2017-18.

70-PLUS POINTS

Louisville is 3-0 when scoring 70-plus points. Last season, UofL went 21-0 when scoring 70 points or more. UofL is 274-23 when surpassing the 70-point plateau under Walz. Their 79-73 loss to Miami in 2018-19 ended a 49-game winning streak when scoring 70-plus.

50/50

UofL is 1-0 when shooting above 50 percent. Last season, they shot over 50 percent seven times and went 7-0 in those games. Overall, they boast a 125-1 record when shooting 50 percent or better from the field under Walz. Their lone loss came on Nov. 29, 2008 at Nevada when they shot 50.8 percent (L, 85-82).

SUCCESS AGAINST UNRANKED TEAMS

Louisville is 5-0 against unranked teams. They went 23-1 against unranked teams last year and are 148-3 in their last 151 games. Prior to the 67-60 loss at Ohio State in 2019-20, they had won 102 consecutive games against teams not ranked in the AP Top 25. Their previous loss to an unranked team was a 79-66 setback vs. Dayton on 11/29/15.

ROAD WARRIORS

UofL is 3-0 in true road games this season following wins at Washington, Cal Poly and Colorado State. They went 7-1 in true road games last season and are 45-5 over the previous five seasons. Two of the five losses came to No. 1 teams (1/10/19 at No. 1 ND, L, 82-68; 2/12/18 at No. 1 UConn, L, 69-58).

EVANS SETS NEW STANDARD

Evans, the two-time ACC Player of the Year and WBCA All-American, finished with a career record of 122-15 (.891). She concluded her career at UofL with the fewest losses and best winning percentage in program history. She is the only player in program history to claim four regular season conference championships. She finished just three wins shy of tying the 2019-20 class (Bionca Dunham, Jazmine Jones, Jessica Laemmle, Kylee Shook) that finished 125-19 (.868) with the most wins in four years. Her 1,715 career points rank ninth all-time at Louisville, her 521 assists and 222 made 3-pointers rank sixth and her 85.8 free throw percentage is the program's all-time best.

■ Evans was selected by the Dallas Wings with the 13th pick of the 2021 WNBA Draft. She was later traded to the Chicago Sky, was named to WNBA All-Rookie Team and won a WNBA title.

NORMAN NAMED WBCA DIVISION I ASSISTANT COACH OF THE YEAR

Last year, associate head coach Stephanie Norman was named the 2021 Division I Assistant Coach of the Year. Norman, now in her 15th year at Louisville and her 10th as associate head coach, has served on the Cardinals' staff since the hiring of head coach Jeff Walz.

MELTING POT

Of the 14 student-athletes on its roster, 11 are from different states (California, Florida, Georgia, Kansas, Kentucky, New York, North Carolina, Ohio, South Dakota, Tennessee, Washington). Norika Konno is from Sendai, Japan and Merissah Russell is from Ottawa, Ontario.

THE LAST TIME LOUISVILLE ...**Defeated an AP Top 5 team:**

Feb. 13, 2020 - No. 4 NC State, W, 66-59

Defeated an AP Top 25 team:

March 28, 2021 - No. 23 Oregon, W, 60-42

Scored 100 or more points:

Dec. 4, 2020 - No. 20 DePaul, W, 116-75

Scored less than 50 points:

Jan. 21, 2018 - No. 12 Florida State, L, 50-49

Allowed 100 or more points:

Dec. 20, 2009 - Kentucky, L, 101-67

Held a team to less than 50 points:

Nov. 23, 2021 - at Cal Poly, W, 72-32

Won an overtime game:

Dec. 19, 2019 - at UT Martin, W, 71-63 (2OT)

Lost an overtime game:

Nov. 12, 2021 - No. 15 Arizona, L, 61-59 (OT)

Played a double-overtime game:

Dec. 19, 2019 - at UT Martin, W, 71-63 (2OT)

THE LAST TIME UOFL HAD ...**A player score 30 points:**

47, Asia Durr vs. NC State (2/28/19)

A player score 35 points:

47, Asia Durr vs. NC State (2/28/19)

A player score 40 points:

47, Asia Durr vs. NC State (2/28/19)

Two players score 20 points in a game:

25, Dana Evans; 21, Kianna Smith vs. GT (2/11/21)

Three players score 20 points in a game:

21, Kianna Smith; 21, Hailey Van Lith; 20, Dana Evans vs. DePaul (12/4/20)

A player grab 15 boards:

15, Oliva Cochran vs. Northwestern (3/24/21)

A player grab 20 boards:

20, Angel McCoughtry vs. Syracuse (2/3/09)

Two or more players grab 10 rebounds in a game:

15, Kylee Shook; 12, Bionca Dunham vs. Oregon (11/30/19)

A player dish out 10 assists:

10, Dana Evans at Kentucky (12/15/19)

A player record five or more steals:

6, Norika Konno vs. Marist (3/22/21)

A player with five or more blocked shots:

5, Kylee Shook at Pitt (2/23/20)

Two players record a double-double:

Dana Evans, Kylee Shook at Kentucky (12/15/19)

Three players record a double-double:

M. Hines-Allen, M. Moore, S. Fuehring vs. Va. Tech (2/9/17)

Six players score in double figures:

Cochran (17), Dixon (13), Evans (13), K. Smith (13), Van Lith (11), Balogun (10) vs. UNC (1/28/21)

Seven players score in double figures:

Durr (12), Fuehring (12), Jones (12), Dunham (11), Hines-Allen (11), Shook (11), Evans (10) vs. TSU (12/12/17)

A player records a triple-double:

11 pts., 11 rbs., 10 assts. Mariya Moore vs. Syracuse (12/29/16)

A player with 7 or more 3-pointers:

7, Dana Evans at Boston College (1/16/20)

A player with 10 or more made free throws:

11, Hailey Van Lith vs. Arizona (11/12/21)

A player hit a last-second shot to win a game:

Sam Fuehring, :02.5 vs. Arizona State, 58-56 (11/23/18)

WALZ IN THE BIG DANCE

Walz boasts a 33-12 record in NCAA Tournament games. He is ninth all-time in winning percentage and 5th among active coaches. He has directed UofL to a pair of national runner-up finishes (2009, 2013), three Final Fours (2009, 2013, 2018), six Elite Eights (2009, 2013, 2014, 2018, 2019, 2021), 10 trips to the Sweet 16 and 12 NCAA Tournaments.

NCAA Tournament All-Time Winning Percentage			
No.	Coach	Record	Years
1.	Geno Auriemma, UConn	.856 (125-21)	1989-pres
2.	Pat Summitt, Tennessee	.830 (112-23)	1982-2012
3.	Kim Mulkey, Baylor	.768 (53-16)	2001-pres
4.	Vic Schaefer, Miss. St./Texas	.760 (19-6)	1990-pres
5.	Linda Sharp, USC/Texas St.	.760 (19-6)	1982-1997
6.	Leon Barmore, Louisiana Tech	.747 (56-19)	1983-2002
7.	Tara VanDerveer, OSU, Stan	.744 (93-32)	1982-pres
8.	Muffet McGraw, Notre Dame	.736 (67-24)	1987-2020
9.	Jeff Walz, Louisville	.733 (33-12)	2008-pres
10.	Brenda Frese, Maryland	.698 (37-16)	2002-pres

WALZ NAMED WBCA COY FINALIST, NAISMITH COY SEMIFINALIST

Last season, head coach Jeff Walz was named a WBCA Coach of the Year Finalist and a Werner Ladder Naismith Coach of the Year Semifinalist. Despite losing five seniors from the 2019-20 team and having just one player named to the All-ACC first or second team, Walz led the Cardinals to their fourth straight ACC regular season title. Louisville won its first 16 games and reached No. 1 in the Associated Press and USA Today polls for the first time in program history.

VAN LITH TWICE NAMED ACC FRESHMAN OF THE WEEK

Hailey Van Lith was twice named ACC Freshman of the Week last season. She earned the honor after averaging 11.3 points, 7.0 rebounds, 2.3 assists and 1.7 steals, while shooting a perfect 10-10 from the free throw line to help the No. 2 Cardinals get wins over UT Martin, Virginia Tech and Clemson. She was also named ACC FOW after averaging 16.5 points and 9.5 rebounds, and shooting 52 percent from the floor and 6-12 from deep, in her first two games at UofL. She was the first UofL women's basketball player to earn ACC Freshman of the Week honors since Asia Durr did so on Feb. 1, 2016.

CARDINALS SIGN BROWN, HARRIS, LESTER AND WALKER TO 2022 CLASS

Jalyn Brown, a 6-foot guard from Baltimore, Md., Nyla Harris, a 6-foot-2 forward from Windermere, Fla., Imani Lester, a 6-foot-3 forward from Raleigh, N.C. and Zyanna Walker, a 5-foot-8 guard from Wichita, Kan., have signed National Letters of Intent with the Louisville women's basketball program. Collegiate Girls Basketball Report ranks the 2022 class fourth nationally and first in the Atlantic Coast Conference.

■ **Brown** comes to Louisville from St. Frances Academy, the same high school that brought Angel McCoughtry. She is a four-star prospect and is ranked No. 78 overall and the No. 12 ranked wing by espnW HoopGurlz. She is also ranked the fifth best player in Maryland by Prep Girls Hoops. After spending her first two years at Riverdale Baptist in Upper Marlboro, Brown averaged 20.6 points and six rebounds as a junior at St. Frances, which played a condensed season because of the coronavirus pandemic.

■ **Harris** is a five-star prospect and is ranked No. 34 overall by espnW HoopGurlz and Prep Girls Hoops. espnW HoopGurlz also ranks Harris as the eighth best forward in the 2022 class. She was named the MaxPreps Player of the Year as a sophomore after averaging 11.3 points and 6.2 rebounds per game. She tallied 20 points, five rebounds and three blocks to lead Lake Highland Prep to a Florida 4A State Championship as a sophomore. On Wednesday, the Atlanta Tipoff Club announced that she was named to the 2022 Naismith High School Trophy Underclassmen Girls Watch List.

■ **Lester** is a four-star prospect and is ranked No. 57 overall and the eighth best post player by espnW HoopGurlz. Lester has played varsity basketball since the seventh grade and reached 1,000 career points in her freshman season at North Raleigh Christian Academy. She was named to the NCISAA 4A All-State team and the TISAC Player of the Year in 2019. Lester averaged 16 points, 12 rebounds, four blocks, four assists and two steals per game as a junior. She helped lead North Raleigh Christian Academy to the N.C. Independent School Athletic Association 4A state championship game and led the team with 16 points. Her father Avie Lester played at NC State and is the head coach at North Raleigh Christian Academy.

■ **Walker** is a four-star prospect and is ranked as high as No. 15 by Prep Girls Hoops. espnW HoopGurlz ranked her No. 38 overall and the No. 10 guard in the class. Considered the top girls basketball player in Wichita, Walker averaged more than 20 points per game before tearing her ACL in her sophomore season. After a year of rehab, she tore her meniscus in the same leg, which forced her to miss her junior season. Walker was named Kansas Basketball Coaches Association Class 6A Second Team All-State as a sophomore. On Wednesday, the Atlanta Tipoff Club announced that she was named to the 2022 Naismith High School Trophy Underclassmen Girls Watch List.

TOP TEAM EFFORTS UNDER JEFF WALZ

Most points scored in a game: 116 vs. DePaul, 12/4/20 (UofL 116, DePaul 75)

Most field goals made in a game: 49 vs. DePaul, 12/4/20 (UofL 116, DePaul 75)

Most 3-point field goals made in a game: 18 vs. Syracuse, 2/11/12 (UofL 89, SU 62)

Most free throws made in a game: 32 vs. Rutgers, 1/11/09 (UofL 64, RU 59)

Most free throws attempted in a game: 42 vs. Rutgers, 1/11/09 (UofL 64, RU 59)

Most total rebounds in a game: 68 vs. Loyola-Chicago, 11/9/13 (UofL 101, LC 54)

Most assists in a game: 28 vs. Ball State, 12/17/13 (UofL 105, BSU 67); vs. Chattanooga, 3/18/17 (UL 82, UTC 62)

Most steals in a game: 24 vs. BYU, 3/21/15 (UofL 86, BYU 53)

Most blocked shots in a game: 11 vs. DePaul, 12/4/20 (UofL 116, DePaul 75); vs. TSU, 12/2/18 (UofL 107, TSU 52)

Fewest turnovers in a game: 3 vs. Oregon State, 3/26/18 (UofL 76, OSU 43)

Fewest points allowed in a game: 25 vs. Bellarmine, 11/16/21 (UofL 82, BU 25); vs. Tennessee State, 12/31/12 (UofL 88, TSU 25)

Largest margin of victory: 74 vs. Wagner, 12/21/12 (UofL 106, WC 32)

Highest field goal percentage in a game: .678 (40-59) vs. IPFW, 11/29/10 (UofL 100, IPFW 79)

Highest 3-point percentage in a game (min. 8 attempts): .714 (10-14) vs. Rutgers, 3/8/09 (UofL 87, RU 82, 2 OT)

Lowest field goal percentage allowed: .149 (7-47) Bellarmine, 11/16/21 (UofL 82, BU 25)

HONORS**Olivia Cochran**

2021-22 Katrina McClain Award Watch List
2020-21 ACC All-Freshman Team

Liz Dixon

2020-21 All-ACC Academic Team
2018-19 ACC All-Freshman Team (Georgia Tech)

Emily Engstler

2021-22 Cheryl Miller Award Watch List
2021 ACC All-Tournament Second Team
2020-21 ACC Co-Sixth Player of the Year (Syracuse)

Chelsie Hall

2019-20 SEC Community Service Team (Vanderbilt)
2017-18 SEC All-Freshman Team (Vanderbilt)

Mykasa Robinson

2020-21 All-ACC Academic Team
2020-21 ACC All-Defensive Team

Kianna Smith

2021-22 Ann Meyers-Drysdale Award Watch List
2021 ACC All-Tournament First Team
2020-21 All-ACC Academic Team
2020-21 Preseason ACC Newcomer Watch List

Hailey Van Lith

Ranked No. 18 on ESPN's Top 25 Players List
2021-22 Naismith Trophy Watch List
2021-22 Nancy Lieberman Award Watch List
2021-22 Preseason All-ACC
2021 ACC All-Tournament First Team
2020-21 All-ACC Academic Team
2020-21 ACC All-Freshman Team
2020-21 Preseason ACC Newcomer Watch List
2020-21 Naismith Award Watch List
2020-21 Lieberman Award Watch List

Jeff Walz

2020-21 Naismith Coach of the Year Semifinalist
2019-20 Naismith Coach of the Year Semifinalist
2019 USA Basketball National Coach of the Year
2018-19 Naismith Coach of the Year Semifinalist
2017-18 ACC Coach of the Year
2017-18 Naismith Coach of the Year Semifinalist

2021-22 Women's Basketball Results

RECORD: 5-1 Overall (Home: 2-0; Away: 3-0; Neutral: 0-1; ACC: 0-0)

Date	Opponent	Dec.	Result	Margin	Rec.	High Scorer	High Rebounder	High Assists	Attendance
N 12	vs. Arizona ^	L	59-61 (OT)	-2	0-1	Van Lith - 19	Engstler - 8	Hall, Robinson - 3	2,345
N 16	vs. Bellarmine	W	82-25	+57	1-1	Engstler - 12	Engstler - 14	Verhulst - 4	7,014
N 17	vs. UT Martin	W	62-30	+32	2-1	Engstler - 20	Cochran - 7	Hall, K. Smith, Van Lith, Verhulst - 3	6,809
N 20	at Washington	W	61-53	+8	3-1	Dixon, K. Smith - 13	Engstler - 8	Hall - 4	1,884
N 23	at Cal Poly	W	72-32	+40	4-1	Dixon - 15	Engstler - 9	Robinson, Smith - 4	662
N 28	at Colorado State	W	71-56	+15	5-1	K. Smith, A. Smith - 11	Engstler - 8	Cochran - 6	1,336

Louisville Women's Basketball Game-by-Game Team Statistics

Teams	FG-FGA	Pct	3FG-FGA	Pct	FT-FTA	Pct	O	D	Reb	PF-D	A	TO	Blk	Stl	1Q	2Q	3Q	4Q	OT	TOT
Arizona	22-60	.367	5-19	.263	12-14	.857	13	28	41	21-1	16	17	6	7	8	17	16	13	7	61
Louisville	15-56	.286	2-11	.182	25-30	.833	14	26	40	21-0	6	17	2	4	9	13	18	14	5	59
Bellarmine	7-47	.149	2-12	.167	9-12	.750	10	14	24	15-1	3	29	0	5	10	4	4	7		25
LOUISVILLE	37-70	.529	5-21	.238	3-7	.429	22	32	54	14-0	21	20	5	15	28	20	16	18		82
UT Martin	11-40	.275	2-16	.125	6-8	.750	4	20	24	13-0	6	18	0	6	5	6	11	8		30
LOUISVILLE	23-52	.442	7-13	.538	9-12	.750	10	26	36	16-0	17	11	7	8	18	14	16	14		62
Washington	21-53	.396	6-16	.375	5-9	.556	9	27	36	9-0	11	20	8	4	15	8	15	15		53
Louisville	26-63	.413	2-10	.200	7-11	.636	9	26	35	10-0	12	9	4	8	13	20	21	7		61
Cal Poly	12-59	.203	2-17	.118	6-9	.667	12	24	36	11-0	9	23	1	8	9	7	7	9		32
Louisville	31-66	.470	7-26	.269	3-5	.600	12	37	49	8-0	19	20	7	12	14	20	18	20		72
Colorado State	19-49	.388	5-15	.333	13-19	.684	2	20	22	10-0	10	13	2	7	10	15	15	16		56
Louisville	28-53	.528	5-10	.500	10-13	.769	7	32	39	19-0	14	15	4	6	24	17	16	14		71

Louisville Women's Basketball Specialty Statistics

GAME	Points in Paint	Points Off TO	2nd Chance	Fast Break	Largest Bench Lead	Largest Deficit	Times Tied	Lead Changes	Margins Half	Margins Final
vs. Arizona	24/24	13/9	12/7	15/4	12/11	4 (1st, 8:13)	7 (2nd, 3:18)	11	9	-3 -2
vs. Bellarmine	52/10	32/6	24/2	20/0	42/11	57 (4th, 0:57)	0 (1st, 10:00)	0	0	+34 +57
vs. UT Martin	26/18	23/8	8/2	6/0	24/0	33 (4th, 4:24)	0 (1st, 10:00)	0	0	+21 +32
at Washington	34/30	17/13	7/8	18/8	19/15	16 (3rd, 3:13)	5 (1st, 6:47)	4	2	+10 +8
at Cal Poly	30/10	27/8	15/2	13/4	34/22	40 (4th, 0:17)	4 (1st, 8:23)	1	1	+18 +40
at Colorado State	20/16	14/10	6/0	5/5	32/17	21 (4th, 3:21)	0 (1st, 10:00)	0	0	+16 +15

Team Extended Statistics

Team Box Score Extended																													
No.	Player				Total		3-Point			F-Throw		Rebounds																	
		GP-GS	MIN	AVG	FG-FGA	FG%	3FG-3FGA	3FG%	FT-FTA	FT%	OFF	DEF	TOT	AVG	PF	DQ	A	A/G	TO	TO/G	A/TO	BLK	BLK/G	STL	STL/G	PTS	AVG		
14	SMITH, Kianna	6-6	142:11	23.7	25-59	.424	10-24	.417	1-2	.500	5	13	18	3.0	2	0	13	2.17	5	0.83	2.60	1	0.17	4	0.67	61	10.2		
21	ENGSTLER, Emily	6-6	119:23	19.9	24-48	.500	7-12	.583	3-6	.500	10	39	49	8.2	14	0	5	0.83	16	2.67	0.31	12	2.00	12	2.00	58	9.7		
10	VAN LITH, Hailey	6-6	162:19	27.1	19-56	.339	1-19	.053	17-21	.810	9	11	20	3.3	6	0	10	1.67	12	2.00	0.83	2	0.33	5	0.83	56	9.3		
22	DIXON, Liz	6-0	89:15	14.9	19-32	.594	0-0	.000	5-8	.625	8	13	21	3.5	12	0	4	0.67	5	0.83	0.80	3	0.50	1	0.17	43	7.2		
44	COCHRAN, Olivia	6-6	126:20	21.1	14-34	.412	0-0	.000	7-10	.700	12	16	28	4.7	7	0	10	1.67	14	2.33	0.71	5	0.83	7	1.17	35	5.8		
23	HALL, Chelsie	6-6	129:51	21.6	12-36	.333	3-10	.300	7-7	1.000	6	18	24	4.0	10	0	15	2.50	6	1.00	2.50	0	0.00	8	1.33	34	5.7		
2	SMITH, Ahlana	6-0	76:57	12.8	14-24	.583	2-7	.286	2-2	1.000	1	6	7	1.2	7	0	3	0.50	5	0.83	0.60	3	0.50	1	0.17	32	5.3		
5	ROBINSON, Mykasa	6-0	122:48	20.5	10-19	.526	0-1	.000	6-12	.500	6	15	21	3.5	7	0	11	1.83	9	1.50	1.22	0	0.00	8	1.33	26	4.3		
11	KONNO, Norika	6-0	90:39	15.1	10-20	.500	2-9	.222	2-2	1.000	2	13	15	2.5	5	0	7	1.17	5	0.83	1.40	1	0.17	3	0.50	24	4.0		
0	PARKER, Ramani	4-0	20:22	5.1	5-7	.714	1-2	.500	1-1	1.000	1	3	4	1.0	2	0	0	0.00	2	0.50	0.00	1	0.25	0	0.00	12	3.0		
12	VERHULST, Payton	6-0	79:13	13.2	6-17	.353	1-5	.200	3-4	.750	5	9	14	2.3	4	0	10	1.67	7	1.17	1.43	1	0.17	3	0.50	16	2.7		
13	RUSSELL, Merissah	5-0	44:38	8.9	3-7	.429	1-2	.500	3-3	1.000	4	6	10	2.0	4	0	1	0.20	5	1.00	0.20	0	0.00	0	0.00	10	2.0		
45	SCHETNAN, Sydni	4-0	21:04	5.3	0-1	.000	0-0	.000	0-0	.000	0	4	4	1.0	2	0	0	0.00	0	0.00	0.00	0	0.00	1	0.25	0	0.0		
Total		6	1225		161-360	.447	28-91	.308	57-78	.731	74	179	253	42.2	82	0	89	14.83	92	15.33	0.97	29	4.83	53	8.83	407	67.8		
Opponents		6	1225		92-308	.299	22-95	.232	51-71	.718	50	133	183	30.5	79	1	55	9.17	120	20.00	0.46	17	2.83	37	6.17	257	42.8		

Louisville Game-By-Game Individual Points, Rebounds & Assists

Opponent	Date	Score		0	2	5	10	11	12	13	14	21	22	23
				PARKER, RAM	SMITH, AHLA	ROBINSON, M	VAN LITH, H	KONNO, NORI	VERHULST, P	RUSSELL, ME	SMITH, KIAN	ENGSTLER, E	DIXON, LIZ	HALL, CHELS
vs Arizona	11/12/2021	59-61	Lot	DNP	2-1-0	4-4-3	19-7-0	2-2-0	2-0-0	0-1-0	7-3-0	2-8-0	2-2-0	12-4-3
Bellarmine	11/16/2021	82-25	W	4-1-0	10-3-1	4-6-3	11-2-0	11-2-2	7-5-4	2-4-0	9-3-2	12-14-3	4-4-2	4-2-3
UT Martin	11/17/2021	62-30	W	6-0-0	2-1-1	4-3-1	2-1-3	2-2-2	2-3-3	2-1-0	10-4-3	20-2-0	6-4-0	0-6-3
at Washington	11/20/2021	61-53	W	DNP	0-1-0	6-1-0	11-4-3	0-2-0	0-1-0	DNP	13-6-3	8-8-0	13-3-2	2-4-4
at Cal Poly	11/23/2021	72-32	W	2-2-0	7-1-1	0-1-4	9-4-3	7-2-1	0-4-2	3-2-0	11-0-4	6-9-1	15-5-0	7-5-1
at Colorado St.	11/28/2021	71-56	W	0-1-0	11-0-0	8-6-0	4-2-1	2-5-2	5-1-1	3-2-1	11-2-1	10-8-1	3-3-0	9-3-1
Opponent	Date	Score		44	45									
				COCHRAN, OL	SCHETNAN, S									
vs Arizona	11/12/2021	59-61	Lot	7-4-0	DNP									
Bellarmine	11/16/2021	82-25	W	4-5-1	0-1-0									
UT Martin	11/17/2021	62-30	W	6-7-1	0-2-0									
at Washington	11/20/2021	61-53	W	8-3-0	DNP									
at Cal Poly	11/23/2021	72-32	W	5-7-2	0-1-0									
at Colorado St.	11/28/2021	71-56	W	5-2-6	0-0-0									

Louisville Women's Basketball Miscellaneous Statistics

Louisville's Record When the Cardinals ...

Lead at halftime	5-0
Trail at halftime	0-1
Tied at halftime	0-0
Shoot better from the field than opponent	5-0
Shoot worse from the field than opponent	0-1
Shoot the same from the field as opponent	0-0
Shoot 50 percent or better from the field	2-0
Shoot below 50 percent from the field	3-1
Opp. shoots 50 pct. or better from the field	0-0
Opp. shoots below 50 pct. from the field	5-1
Make more than 7 3-point goals	0-0
Make 7 or fewer 3-point goals	5-1
Attempt 20 or more 3-point field goals	2-0
Attempt less than 20 3-point field goals	3-1
Make more free throws than opponent	2-1
Opponent makes more free throws	3-0
Free throws made are even	0-0
Outrebound their opponent	4-0
Outrebounded by their opponent	1-1
Rebounds are even	0-0
Bench outscores the opposing bench	5-1
Opponent bench outscores bench	0-0
Bench points are even	0-0
Commit fewer turnovers than opponent	4-0
Commit more turnovers than opponent	1-0
Turnovers are even	0-1
Lead with 5:00 remaining	5-1
Trail with 5:00 remaining	0-0
Tied with 5:00 remaining	0-0
Play an overtime game	0-1
1-4 point margins	0-1
5-10 point margins	1-0
11-20 point margins	1-0
21 or more point margins	3-0
vs. AP Top 25 teams	0-1
Play at home	2-0
Play on the road	3-0
Play on a neutral court	0-1
Score 59 points or less	0-1
Score 60-69 points	2-0
Score 70-79 points	2-0
Score 80-89 points	1-0
Score 90 points or more	0-0
Allow 59 points or less	5-0
Allow 60-69 points	0-1
Allow 70-79 points	0-0
Allow 80-89 points	0-0
Allow 90 points or more	0-0
Play after a loss	1-0
Score the first point	4-1
November	5-1
December	0-0
January	0-0
February	0-0
March	0-0

Points in Paint

Louisville.....	186 (31.0)	Opp.....	108 (18.0)
-----------------	------------	----------	------------

Points Off Turnovers

Louisville.....	126 (21.0)	Opp.....	54 (9.0)
-----------------	------------	----------	----------

Second Chance Points

Louisville.....	72 (12.0)	Opp.....	21 (3.5)
-----------------	-----------	----------	----------

Fast Break Points

Louisville.....	77 (12.8)	Opp.....	21 (3.5)
-----------------	-----------	----------	----------

Bench Scoring

Louisville.....	163 (27.2)	Opp.....	76 (12.7)
-----------------	------------	----------	-----------

Double-Figure

Scoring Games

K. Smith	4
Van Lith	3
Engstler	3
Dixon	2
A. Smith	2
Hall	1
Konno	1

Games Leading

UofL in Scoring

Dixon	2
Engstler	2
K. Smith	2
A. Smith	1
Van Lith	1

Games Leading

UofL in Rebounding

Engstler	5
Cochran	1

Games Leading

UofL in Assists

Hall	3
Robinson	2
K. Smith	2
Verhulst	2
Cochran	1
Van Lith	1

Scored Louisville's

First Points

Who

Engstler	3
Van Lith	2
Cochran	1

How

Layup	3
Free Throw	1
Jump Shot	1
Three Pointer	1

Double-Doubles

Engstler	1
----------------	---

Jump Balls Controlled

UofL	6 (5-1)
Opponents	0

Starting Lineups

W-L

5-1	Van Lith	Hall	K.Smith	Engstler	Cochran
-----	----------	------	---------	----------	---------

Scoring Summary

	1st Pd.	2nd Pd.	3rd Pd.	4th Pd.	OT	Total
Louisville	106	104	103	87	5	407
Opponents	57	57	68	68	7	257

Louisville Women's Basketball Team Superlatives

Louisville High	Louisville Low	Statistical Category	Opponent High	Opponent Low
82 vs. Bellarmine (11/16/21)	59 vs. Arizona (11/12/21)	Points	61 vs. Arizona (11/12/21)	25 vs. Bellarmine (11/16/21)
48 vs. Bellarmine (11/16/21)	22 vs. Arizona (11/12/21)	First-Half Points	25 vs. Arizona (11/12/21), at Colorado State (11/28/21)	11 vs. UT Martin (11/17/21)
38 at Cal Poly (11/23/21)	30 vs. UT Martin (11/17/21) at Colorado State (11/28/21)	Second-Half Points	31 at Colorado State (11/28/21)	11 vs. Bellarmine (11/16/21)
37 vs. Bellarmine (11/16/21)	16 vs. Arizona (11/12/21)	Field Goals	22 vs. Arizona (11/12/21)	7 vs. Bellarmine (11/16/21)
70 vs. Bellarmine (11/16/21)	52 vs. UT Martin (11/17/21)	Field Goal Attempts	60 vs. Arizona (11/12/21)	40 vs. UT Martin (11/17/21)
.529 vs. Bellarmine (11/16/21)	.286 vs. Arizona (11/12/21)	FG Percentage	.396 at Washington (11/20/21)	.149 vs. Bellarmine (11/16/21)
7 vs. UT Martin (11/17/21), at Cal Poly (11/23/21)	2 vs. Arizona (11/12/21), at Washington (11/20/21)	3-Point Field Goals	6 at Washington (11/20/21)	2 vs. Bellarmine (11/16/21), vs. UT Martin (11/17/21), at Cal Poly (11/23/21)
26 at Cal Poly (11/23/21)	10 at Washington (11/20/21), at Colorado State (11/28/21)	3-Point Field Goal Att.	19 vs. Arizona (11/12/21)	12 vs. Bellarmine (11/16/21)
.538 vs. UT Martin (11/17/21)	.182 vs. Arizona (11/12/21)	3-Point FG Percentage	.375 at Washington (11/20/21)	.118 at Cal Poly (11/23/21)
25 vs. Arizona (11/12/21)	3 vs. Bellarmine (11/16/21), at Cal Poly (11/23/21)	Free Throws	13 at Colorado State (11/28/21)	5 at Washington (11/20/21)
30 vs. Arizona (11/12/21)	5 vs. Bellarmine (11/16/21), at Cal Poly (11/23/21)	Free Throw Attempts	19 at Colorado State (11/28/21)	8 vs. UT Martin (11/17/21)
.833 vs. Arizona (11/12/21)	.429 vs. Bellarmine (11/16/21)	Free Throw Percentage	.857 vs. Arizona (11/12/21)	.667 at Cal Poly (11/23/21)
22 vs. Bellarmine (11/16/21)	7 at Colorado State (11/28/21)	Offensive Rebounds	13 vs. Arizona (11/12/21)	2 at Colorado State (11/28/21)
37 at Cal Poly (11/23/21)	26 vs. UT Martin (11/17/21), vs. Arizona (11/12/21), at Washington (11/20/21)	Defensive Rebounds	28 vs. Arizona (11/12/21)	14 vs. Bellarmine (11/16/21)
54 vs. Bellarmine (11/16/21)	35 at Washington (11/20/21)	Total Rebounds	41 vs. Arizona (11/12/21)	22 at Colorado State (11/28/21)
19 at Colorado State (11/28/21)	8 at Cal Poly (11/23/21)	Fouls	21 vs. Arizona (11/12/21)	9 at Washington (11/20/21)
21 vs. Bellarmine (11/16/21)	6 vs. Arizona (11/12/21)	Assists	16 vs. UT Martin (11/17/21)	3 vs. Bellarmine (11/16/21)
20 vs. Bellarmine (11/16/21)	9 at Washington (11/20/21)	Turnovers	29 vs. Bellarmine (11/16/21)	13 at Colorado State (11/28/21)
7 vs. UT Martin (11/17/21) at Cal Poly (11/23/21)	2 vs. Arizona (11/12/21)	Blocked Shots	8 at Washington (11/20/21)	0 vs. Bellarmine (11/16/21), vs. UT Martin (11/17/21)
15 vs. Bellarmine (11/16/21)	4 vs. Arizona (11/12/21)	Steals	8 at Cal Poly (11/23/21)	4 at Washington (11/20/21)

Louisville Women's Basketball Individual Superlatives

	Louisville	Opponent
Points	20 by Emily Engstler vs. UT Martin (11/17/21)	21 by Cate Reese vs. Arizona (11/12/21)
Field Goals Made	7 by Emily Engstler vs. UT Martin (11/17/21), by Liz Dixon at Cal Poly (11/23/21)	6 by Cate Reese vs. Arizona (11/12/21), by Haley Van Dyke at Washington (11/20/21)
Field Goals Attempted	17 by Hailey Van Lith at Washington (11/20/21)	13 by Holly Forbes vs. UT Martin (11/17/21)
Highest FG Pct. (min. 5 made)	.778 (7-9) by Emily Engstler vs. UT Martin (11/17/21), .778 (7-9) by Liz Dixon at Cal Poly (11/23/21)	.667 by Haley Van Dyke (6-9) at Washington (11/20/21)
3-Point Field Goals Made	4 (4-4) by Emily Engstler vs. UT Martin (11/17/21)	3 (3-5) by Cate Reese vs. Arizona (11/12/21)
3-Point Field Goals Attempted	6 (1-6) by Hailey Van Lith, Kianna Smith vs. Bellarmine (11/16/21) by (3-6) Kianna Smith at Cal Poly (11/23/21)	6 by Bendu Yeane vs. Arizona (11/12/21), by Lauren Schwartz at Washington (11/20/21)
3-Point FG Pct. (min. 3 made)	1.000 (4-4) by Emily Engstler vs. UT Martin (11/17/21)	.600 (3-5) by Cate Reese vs. Arizona (11/12/21)
Free Throws Made	11 by Hailey Van Lith vs. Arizona (11/12/21)	6 by Cate Reese vs. Arizona (11/12/21)
Free Throws Attempted	12 by Hailey Van Lith vs. Arizona (11/12/21)	7 by Sarah Dumitrescu at Cal Poly (11/23/21)
Free Throw Pct. (min. 6 made)	7 (7-7) by Chelsie Hall vs. Arizona (11/12/21)	1.000 (6-6) by Cate Reese vs. Arizona (11/12/21)
Offensive Rebounds	6 by Emily Engstler vs. Bellarmine (11/16/21)	4 by Ariyah Copeland vs. Arizona (11/12/21)
Defensive Rebounds	9 by Emily Engstler at Cal Poly (11/23/21)	7 by Lauren Ware vs. Arizona (11/12/21), by Holly Forbes vs. UT Martin (11/17/21)
Total Rebounds	14 by Emily Engstler vs. Bellarmine (11/16/21)	10 by Lauren Ware vs. Arizona (11/12/21)
Turnovers	7 by Emily Engstler at Cal Poly (11/23/21)	7 by Jaela Johnson vs. Bellarmine (11/16/21)
Assists	6 by Olivia Cochran at Colorado State (11/28/21)	5 by Sam Thomas, Helena Pueyo vs. Arizona (11/12/21) by McKenna Hofschild at Colorado State (11/28/21)
Blocked Shots	3 by Emily Engstler vs. Bellarmine (11/16/21), at Washington (11/20/21), at Cal Poly (11/23/21)	7 by Nancy Mulkey at Washington (11/20/21)
Steals	4 by Emily Engstler vs. Bellarmine (11/16/21), at Cal Poly (11/23/21)	4 by Holly Forbes vs. UT Martin (11/17/21)
Minutes Played (regulation game)	35:57 by Hailey Van Lith at Washington (11/20/21)	36:42 by Sydney Mech at Colorado State (11/28/21)
Minutes Played (overtime game)	36:37 by Hailey Van Lith vs. Arizona (11/12/21)	33:25 by Cate Reese vs. Arizona (11/12/21)



O RAMANI PARKER

Forward | 6-4 | Redshirt-Sophomore
Fresno, Calif. | Montverde Academy

SEASON HIGHS	CAREER HIGHS	MISC STATS	Season	Career
Points..... 6 vs. UT Martin (11/17/21)	Points..... 10 vs. Bellarmine (1/2/21)	Double-Doubles.....		
Reb..... 2 vs. Cal Poly (11/23/21)	Reb..... 7 vs. EKU (11/29/20)	10-Plus Points.....		1
Asst.....	Asst..... 1 vs. Syracuse (3/6/21)	20-Plus Points.....		
Blocks..... 1 vs. Cal Poly (11/23/21)	Blocks..... 1, 6x (fatest) at Cal Poly (11/23/21)	30-Plus Points.....		
Steals.....	Steals..... 1 vs. NC State (3/7/21)	Team-High Points.....		
FGM..... 2 vs. Bellarmine (11/16/21)	FGM..... 5 vs. Bellarmine (1/2/21)	10-Plus Rebounds.....		
FGA..... 2 vs. Bellarmine (11/16/21)	FGA..... 5 vs. Bellarmine (1/2/21)	Team-High Rebounds.....		
3FGM..... 1 vs. UT Martin (11/17/21)	3FGM..... 1 vs. UT Martin (11/17/21)	10-Plus Assists.....		
3FGA..... 1 vs. UT Martin (11/17/21)	3FGA..... 2 vs. UT Martin (11/17/21)	Team-High Assists.....		
FT..... 1 vs. UT Martin (11/17/21)	FT..... 3 at BC (2/4/21)			
FTA..... 1 vs. UT Martin (11/17/21)	FTA..... 3 vs. UTM (12/6/20), at BC (2/4/21)			
Minutes..... 7 vs. Cal Poly (11/23/21)	Minutes..... 16 vs. Wake (3/5/21)			

2021-22 GAME-BY-GAME													
Opponent	Min	FG-A	3PT-A	FT-A	O-D-T	PF	AST	TO	BLK	STL	PTS	AVG	
vs. Arizona					DNP								
BELLARMINE	5	2-2	0-0	0-0	0-1-1	1	0	0	0	0	4	4.0	
UT MARTIN	5	2-4	1-2	1-1	0-0-0	1	0	0	0	0	6	5.0	
at Washington					DNP								
at Cal Poly	7	1-1	0-0	0-0	1-1-2	0	0	2	1	0	2	4.0	
at Colorado St	3	0-0	0-0	0-0	0-1-1	0	0	0	0	0	0	3.0	
MICHIGAN													
BELMONT													
KENTUCKY													
EKU													
vs. UConn													
BC													
at Georgia Tech													
PITT													
at Miami													
SYRACUSE													
at BC													
at NC ST													
WAKE FOREST													
FSU													
DUKE													
at Clemson													
at Syracuse													
VIRGINIA													
NOTRE DAME													
at UNC													
VIRGINIA TECH													
at Pitt													
at Notre Dame													

- Redshirt Sophomore Year (2021-22)**
 - Scored six points on 2-4 shooting, 1-2 from deep, in five minutes vs. UT Martin
- Redshirt Freshman Year (2020-21)**
 - Played in 17 games, averaging 2.7 points and 2.2 rebounds, while shooting 65.5 percent from the floor
 - Recorded six points and four rebounds in a season-high 16 minutes in the ACC Quarterfinals vs. Wake Forest on 3/5
 - Recorded seven points and five rebounds in 10 minutes vs. Boston College on 2/4
 - Career-high ten points on 5-5 from the field in a win vs. Bellarmine on 1/2
 - Recorded seven points on a 3-3 from the field in 10 minutes vs. DePaul on 12/4
 - Career-high seven rebounds in 15 minutes vs. EKU on 11/29
 - Posted two points and four rebounds in eight minutes in first collegiate game at SEMO on 11/25
 -
- Freshman Year (2019-20)**
 - Redshirted
- High School**
 - Came to Louisville as a four-star prospect, ranked 99th overall in the class of 2019, according to espnW HoopGurlz
 - Rated No. 13 at the forward position by espnW
 - Rated 29th overall and as the seventh-best forward by Prospects Nation
 - Played for Central High School in Fresno, Calif., before transferring to Montverde Academy in Montverde, Fla., for her senior season
 - Named to Citizen Naismith High School Girls' Watch List
 - Chose Louisville over Stanford, UCLA, Notre Dame, Michigan, Duke, Ohio State and Oregon State, Baylor and South Carolina
- High School**
 - Born on June 6, 2001
 - Daughter of Ralph and Shavon Parker; has four brothers
 - Majoring in neuroscience/psychology

RAMANI PARKER CAREER STATISTICS																				
			Total		3-Point		F-Throws		Rebounds										Scoring	
Season	gp-gs	min/avg	fg-fga	pct	fg-fga	pct	ft-fla	pct	off	def	tot	avg	pf	fo	ast	to	blk	stl	pts	avg
2020-21	17-0	118/6.9	19-29	.655	0-1	.000	8-12	.667	11	27	38	2.2	19	0	1	10	5	1	46	2.7
2021-22	4-0	20/5.0	5-7	.714	1-2	.500	1-1	1.000	1	3	4	1.0	2	0	0	2	1	0	12	3.0
TOTAL	21-0	138/6.6	24-36	.667	1-3	.333	9-13	.692	12	30	42	2.0	21	0	1	12	6	1	58	2.8



2 AHLANA SMITH

Guard | 5-9 | Senior
Charlotte, N.C. | Gulf Coast State / UCLA / Mallard Creek

SEASON HIGHS	CAREER HIGHS	MISC STATS
Points..... 11 at Colorado State (11/28/21) Reb..... 3 vs. Bellarmine (11/16/21) Asst..... 1 vs. Bell, vs. UTM, at Cal Poly Blocks..... 1 (3x), latest at Colorado State (11/28/21) Steals..... 1 vs. Bellarmine (11/16/21) FGM..... 5 vs. Bell (11/16/21), at CSU (11/28/21) FGA..... 9 vs. Bellarmine (11/16/21) 3FGM..... 1 at Cal Poly (11/23/21), at CSU (11/28/21) 3FGA..... 3 vs. Bellarmine (11/16/21) FT..... 2 vs. Arizona (11/12/21) FTA..... 2 vs. Arizona (11/12/21) Minutes..... 16 (3x), latest at CSU (11/28/21)	Points 13 at Loyola Maramount (11/6/18)* Reb. 7 vs. Colorado (3/3/19)* Asst. 4 at Illinois-Chicago (12/19/18)* Blocks 2 vs. Bellarmine (1/2/21) Steals 3 at SEMO (11/25/20) FGM 6 at Loyola Maramount (11/6/18)* FGA 10 at Loyola Maramount (11/6/18)* 3FGM 2 vs. EKU (11/29/20) 3FGA 5 at Loyola Maramount (11/6/18)* FT 3 vs. Colorado (3/3/19)* FTA 3 vs. Colorado (3/3/19)* Minutes..... 25 at Utah (2/10/19)*, vs. Bellarmine (1/2/21)	Season Career Double-Doubles..... 0 0 10-Plus Points 2 2/3* 20-Plus Points 0 0 30-Plus Points 0 0 Team-High Points..... 1 1 10-Plus Rebounds..... 0 0 Team-High Rebounds 0 0 10-Plus Assists..... 0 0 Team-High Assists 0 0

*at UCLA

2021-22 GAME-BY-GAME													
Opponent	Min	FG-A	3PT-A	FT-A	O-D-T	PF	AST	TO	BLK	STL	PTS	AVG	
vs. Arizona	10	0-1	0-0	2-2	1-0-1	1	0	0	1	0	2	2.0	
BELLARMINE	16	5-9	0-3	0-0	0-3-3	2	1	1	0	1	10	6.0	
UT MARTIN	16	1-3	0-1	0-0	0-1-1	0	1	0	1	0	2	4.7	
at Washington	6	0-0	0-0	0-0	0-1-1	2	0	1	0	0	0	3.5	
at Cal Poly	13	3-4	1-2	0-0	0-1-1	1	1	1	0	0	7	4.2	
at Colorado St	16	5-7	1-1	0-0	0-0-0	1	0	2	1	0	11	5.3	
MICHIGAN													
BELMONT													
KENTUCKY													
EKU													
vs. UConn													
BC													
at Georgia Tech													
PITT													
at Miami													
SYRACUSE													
at BC													
at NC ST													
WAKE FOREST													
FSU													
DUKE													
at Clemson													
at Syracuse													
VIRGINIA													
NOTRE DAME													
at UNC													
VIRGINIA TECH													
at Pitt													
at Notre Dame													

- Senior Year (2021-22)**
 - Tied for team-lead with Louisville career-high high 11 points on 5-7 shooting at Colorado State
 - Scored 10 points on 5-9 shooting vs. Bellarmine
- Junior Year (2020-21)**
 - Played in 27 games with five starts, including starts in the first four games
 - Averaged 2.8 points, while shooting 45.6 percent from the floor and 7-24 from 3-point range
 - Scored six points on a perfect 3-3 shooting from the field in the Elite 8 vs. Stanford on 3/30
 - Recorded seven points, three rebounds, and two assists in the first round of the NCAA Tournament vs. Marist
 - Finished with two points vs. Notre Dame on 2/28
 - Tied a season-high nine points, on 4-5 from the field, in a win at Boston College on 2/4
 - Recorded seven points, three rebounds and a career-high two blocks in a win vs. Bellarmine on 1/2
 - Recorded nine points, on 2-4 from three, in addition to two assists and six rebounds vs. EKU on 11/29
 - Finished with seven points, three steals and two assists in her first Louisville start at SEMO on 11/25
- Gulf Coast State - Sophomore Year (2019-20)**
 - Named the 2019-20 NJCAA Division I Women's Basketball Player of the Year
 - Named NJCAA First Team All-American, NJCAA Region VIII Player of the Year and NCJAA Player of the Week (11/4-11/10)
 - Led Gulf Coast State with 20.3 points and 2.7 steals per game, while also recording 4.8 rebounds and 2.0 assists per game, shot 43.9 percent from the floor
 - Led Gulf Coast State to a 23-5 record, including an undefeated 11-win mark at home. The Commodores finished as runner-up in the NJCAA South Atlantic District tournament before earning an at-large selection to the national tournament as the No. 5 seeded team
 - Posted three 30-point performances throughout the season and put up double-digit scoring marks in all but one contest that she participated in
 - Boasted a season-high 39-point performance in the second game of the season in a 97-89 win at Florida SouthWestern
- UCLA - Freshman Year (2018-19)**
 - Played in 32 games, the most of among freshmen on the team. She averaged 12.6 minutes, 3.0 points and 1.9 rebounds on the year
 - Opened her collegiate career by scoring a career-high 13 points in UCLA's season opener at Loyola Marymount, shot 6-10 from the floor and added four rebounds
 - Pulled down a career-high seven rebounds against Colorado in UCLA's regular season finale
- High School**
 - At Mallard Creek High School, she was named First Team All-MeCKa 4A and State Tournament MVP as the Mavericks went 29-1 overall in her junior year
 - The Mavericks fell in the state semifinals after winning the MeCKa 4A title in 2016
 - She averaged 16.5 points, 4.0 rebounds and 4.0 assists per game in 2017
 - Spent her first two seasons prepping at Zebulon B. Vance High School where averaged 21.7 points, 6.6 rebounds, 4.6 steals, 2.0 assists and 1.8 blocks per game as a sophomore, while being named All-League
 - She averaged 19.4 points per game as a freshman
 - Coming out of high school, she was ranked No. 30 in ESPNW's HoopGurlz rankings and No. 34 by Prospects Nation
- High School**
 - Born on November 17, 2000
 - Daughter of Rosa Morales and David Smith, has one sister Kiana
 - Majoring in sports administration

AHLANA SMITH CAREER STATISTICS																		
Season	gp-gs		min/avg		Total		3-Point		F-Throws			Rebounds					Scoring	
					fg-fga	pct	fg-fga	pct	ft-fta	pct		off	def	tot	avg	pf	fo	ast
2018-19*	32	0	403	12.6	40	111	.360	8	36	.222		8	14	.571	20	42	62	1.9
2020-21	27	5	285	10.6	31	68	.456	7	24	.292		6	11	.545	9	16	25	0.9
2021-22	6	0	76	12.7	14	24	.583	2	7	.286		2	2	1.000	1	6	7	1.2
TOTAL	33	5	361	10.9	45	92	.489	9	31	.290		8	13	.615	10	22	32	1.0

* at UCLA



5 MYKASA ROBINSON

Guard | 5-7 | Senior
Ashland, Ky. | Ashland Blazer

SEASON HIGHS	CAREER HIGHS	MISC STATS
Points..... 8 at Colorado State (11/28/21) Reb..... 6 vs. Bell (11/16/21), at CSU (11/28/21) Asst..... 4 at Cal Poly (11/23/21) Blocks..... Steals..... 3 at Washington (11/20/21) FGM..... 4 at Colorado State (11/28/21) FGA..... 6 at Colorado State (11/28/21) 3FGM..... 3FGA..... 1 at Cal Poly (11/23/21) FT..... 2, 3x, Latest at Wash (11/20/21) FTA..... 4 vs. Arizona (11/12/21), at Wash (11/20/21) Minutes..... 33 vs. Arizona (11/12/21)	Points..... 10 at Notre Dame (2/28/21) Reb..... 9 at Pitt (2/18/21), vs. Northwestern (3/24/21) Asst..... 9 vs Notre Dame (2/16/20) Blocks..... 1, (eleven times) latest vs. Stanford (3/30/21) Steals..... 5 at Pitt (2/18/21) FGM..... 5 at Notre Dame (2/28/21) FGA..... 7 vs. BC (2/27/20) 3FGM..... 1 at UTC (11/9/18) 3FGA..... 1, 5x (latest) at Cal Poly (11/23/21) FT..... 7 vs. TSU (12/2/18) FTA..... 8, (two times) latest vs. TSU (12/2/18) Minutes..... 38 vs. Wake (3/5/21)	SeasonCareer Double-Doubles.....00 10-Plus Points.....01 20-Plus Points.....00 30-Plus Points.....00 Team-High Points.....00 10-Plus Rebounds.....00 Team-High Rebounds.....08 10-Plus Assists.....00 Team-High Assists.....215

2021-22 GAME-BY-GAME																		
Opponent	Min	FG-A	3PT-A	FT-A	O-D-T	PF	AST	TO	BLK	STL	PTS	AVG						
vs. Arizona	33	1-2	0-0	2-4	2-2-4	1	3	1	0	1	4	4.0						
BELLARMINE	16	2-3	0-0	0-2	1-5-6	0	3	3	0	2	4	4.0						
UT MARTIN	16	1-2	0-0	2-2	1-2-3	3	1	1	0	0	4	4.0						
at Washington	13	2-3	0-0	2-4	0-1-1	1	0	2	0	3	6	4.5						
at Cal Poly	12	0-3	0-1	0-0	0-1-1	1	4	1	0	2	0	3.6						
at Colorado St	16	4-6	0-0	0-0	2-4-6	1	0	1	0	0	8	4.3						
MICHIGAN																		
BELMONT																		
KENTUCKY																		
EKU																		
vs. UConn																		
BC																		
at Georgia Tech																		
PITT																		
at Miami																		
SYRACUSE																		
at BC																		
at NC ST																		
WAKE FOREST																		
FSU																		
DUKE																		
at Clemson																		
at Syracuse																		
VIRGINIA																		
NOTRE DAME																		
at UNC																		
VIRGINIA TECH																		
at Pitt																		
at Notre Dame																		

Sophomore Year (2021-22)

- Scored eight points on 4-6 shooting and recorded six rebounds off the bench at CSU
- Scored six points and recorded three steals at Washington

Junior Year (2020-21)

- Played in all 30 games with 17 starts, all 17 starts came in the final 21 games
- Averaged 20.9 minutes, 2.6 points, 4.4 rebounds, 2.2 assists and 1.2 steals per game
- Named to the 2020-21 ACC All-Defensive Team
- Named to All-ACC Academic Team
- Listed as Top 12 defensive player by ESPN.com's Mechelle Voepel, "She makes this list as the quintessential 'do the little things' player whose calling card is defense; Louisville star Dana Evans credits Robinson with bringing scrappiness to what is perennially one of the ACC's top defenses
- Following the win over Notre Dame, Dana Evans said this of Robinson, "She does everything, she can guard 1-5, she hustles for every loose ball, she gets every rebound that's in her area, she does everything that we need her to do. What she does doesn't always show up on the stat sheet, but she gets it done and that's why she is so valuable to our team."
- Robinson's combination of strength, speed and quickness, combined with an extremely high basketball IQ makes her the most versatile defender in the ACC. Can guard positions 1-5 effectively
- Drew 19 charges in 16 ACC games
- Led the team with eight rebounds and three assists in addition to seven points in the Elite 8 vs. Stanford on 3/30
- Recorded a team high seven rebounds in the Sweet 16 vs. Oregon
- Grabbed nine rebounds and recorded four points and a block in the second round of the NCAA Tournament vs. Northwestern
- Recorded team highs in both rebounds with seven and assists with four, in addition to seven points, two steals, and a block in the first round of the NCAA Tournament vs. Marist
- Provided valuable minutes in the ACC Semifinals vs. SYR, contributing seven points and four rebounds in 22 minutes
- Played a career-high 38 minutes, recording four assists, two steals and a team-high eight rebounds in the ACC Quarterfinals vs. Wake on 3/5
- Recorded a career-high 10 points on 5-5 from the field, in addition to four assists, three steals and five charges taken at Notre Dame on 2/28
- In the win at Pitt, she had a career-high nine rebounds and five steals, along with a season-high six points and five assists, while committing zero turnovers
- Recorded five points, in addition to eight rebounds, four assists, two steals and one block in a win vs. Notre Dame on 2/7
- Tied a career-high with eight rebounds in a season-high 35 minutes at Boston College on 2/4
- Led the team with two assists and recorded a career-high four steals in 10 minutes vs. NC State on 2/1
- Recorded a team-high three assists in a win at Wake Forest on 1/24
- Finished with two points, two assists and six rebounds vs. Syracuse on 1/21
- Recorded two points, three steals and four assists in her first start of the season vs. Clemson on 1/10
- Scored two points and grabbed five rebounds in a win vs. crosstown Bellarmine on 1/2
- Finished with six rebounds in a win at Duke on 12/9
- Recorded four assists, four rebounds and two steals in season opener at SEMO on 11/25

Sophomore Year (2019-20)

- Played in 30 games with three starts, averaging 2.7 points, 3.1 rebounds, 2.3 assists and 1.2 steals in 17.7 minutes
- In the final 18 games, averaged 3.8 points, 3.9 rebounds, 2.9 assists and 1.2 steals, while shooting 27-49 from the floor, in 20.7 minutes per game. In the first 14 games, she averaged 0.9 points, 1.8 rebounds and 1.4 assists in 13.2 minutes per game
- In ACC play, she averaged 3.7 points, 3.8 rebounds and 2.8 assists in 19.7 minutes
- Scored career-high seven points, while adding five rebounds and five assists and committing just one turnover in 30 minutes vs. Boston College
- Played career-high 36 minutes at Pitt on 2/23, matching career-high eight rebounds and adding team-high eight assists
- Matched season-high six points on 3-5 shooting against Notre Dame on 2/16, finishing with a career-high and team-high nine assists. Also tallied seven rebounds in a career-high 30 minutes
- Made third career start at Syracuse on 2/9, finishing with four points and three steals
- Finished with five points and four rebounds against Florida State on 2/6
- Played career-high 28 minutes and finished with six points, six rebounds and three assists at BC
- Finished with seven assists to set career-high, while adding five rebounds and three steals, at Miami on 1/9/20
- Had a season high six points on 3-5 shooting against Duke on 1/5
- Five rebounds and three steals in 22 minutes in double-overtime win at UTM
- Four points, four rebounds, three steals and two assists in 15 minutes vs. Chattanooga on 11/21. Was also featured on ESPN SportsCenter Top 10 after recording steal and making no-look pass to Norika Konno for layup.

MYKASA ROBINSON CAREER STATISTICS																		
Season	gp-gs		min/avg		Total		3-Point		F-Throws		Rebounds				Scoring			
					fg-fga	pct	fg-fga	pct	ft-fa	pct	off	def	tot	avg	pf	fo	ast	to
2018-19	35	2	373	10.7	19-43	.442	1-2	.500	19-38	.500	23	36	59	1.7	43	0	18	29
2019-20	30	3	530	17.7	31-66	.470	0-1	.000	18-31	.581	36	56	92	3.1	48	1	69	39
2020-21	30	17	626	20.9	33-79	.418	0-1	.000	11-18	.611	48	84	132	4.4	61	0	66	26
2021-22	6	0	125	20.8	10-19	.526	0-1	.000	6-12	.500	6	15	21	3.5	7	0	11	9
TOTAL	101	22	1654	16.4	93-207	.449	1-5	.200	54-99	.545	113	191	304	3.0	159	1	164	103



10 HAILEY VAN LITH

Guard | 5-7 | Sophomore
Wenatchee, Wash. | Cashmere

SEASON HIGHS		CAREER HIGHS		MISC STATS		Season	Career
Points.....	19 vs. Arizona (11/12/21)	Points.....	24 vs. Wake (3/5/21)	Double-Doubles.....		0	1
Reb.....	7 vs. Arizona (11/12/21)	Reb.....	11 vs. ECU (11/29/20)	10-Plus Points.....		3	20
Asst.....	3, 3x, Latest at Cal Poly (11/23/21)	Asst.....	4, 5x (latest) vs. Marist (3/22/21)	20-Plus Points.....		0	3
Blocks.....	1 vs. UTM (11/17/21), at Wash (11/20/21)	Blocks.....	2 vs. ECU (11/29/20)	30-Plus Points.....		0	0
Steals.....	2 at Washington (11/20/21)	Steals.....	4 vs. Wake (3/5/21)	Team-High Points.....		1	5
FGM.....	5 vs. Bellarmine (11/18/21)	FGM.....	9 vs. Wake (3/5/21)	10-Plus Rebounds.....		0	1
FGA.....	17 at Washington (11/20/21)	FGA.....	17 at Washington (11/20/21)	Team-High Rebounds.....		0	7
3FGM.....	1 vs. Bellarmine (11/16/21)	3FGM.....	6 vs. Syracuse (1/21/21), vs. Wake (3/5/21)	10-Plus Assists.....		0	0
3FGA.....	6 vs. Bellarmine (11/16/21)	3FGA.....	11 vs. Syracuse (1/21/21)	Team-High Assists.....		1	8
FT.....	11 vs. Arizona (11/12/21)	FT.....	11 vs. Arizona (11/12/21)				
FTA.....	12 vs. Arizona (11/12/21)	FTA.....	12 vs. Arizona (11/12/21)				
Minutes.....	37 vs. Arizona (11/12/21)	Minutes.....	39 vs. Wake (3/5/21), vs. Stanford (3/30/21)				

2021-22 GAME-BY-GAME													
Opponent	Min	FG-A	3PT-A	FT-A	O-D-T	PF	AST	TO	BLK	STL	PTS	AVG	
vs. Arizona*	37	4-14	0-4		11-12	2-5-7	3	0	3	0	19	19.0	
BELLARMINE*	22	5-10	1-6	0-1	1-1-2	0	0	3	0	1	11	15.0	
UT MARTIN*	26	1-4	0-1	0-2	1-0-1	0	3	1	1	0	2	10.7	
at Washington*	36	4-17	0-4	3-3	2-2-4	0	3	0	1	2	11	10.8	
at Cal Poly*	20	4-8	0-4	1-1	2-2-4	0	3	1	0	1	9	10.4	
at Colorado St*	22	1-3	0-0	2-2	1-1-2	3	1	4	0	1	4	9.3	
MICHIGAN													
BELMONT													
KENTUCKY													
EKU													
vs. UConn													
BC													
at Georgia Tech													
PITT													
at Miami													
SYRACUSE													
at BC													
at NC ST													
WAKE FOREST													
FSU													
DUKE													
at Clemson													
at Syracuse													
VIRGINIA													
NOTRE DAME													
at UNC													
VIRGINIA TECH													
at Pitt													
at Notre Dame													

Sophomore Year (2021-22)

- Scored 11 points on career-high 17 field goal attempts (4-17), while recording three assists and two steals at Washington
- Led team with 19 points, shooting 11-12 from the free throw line vs. Arizona on 11/12, 8 of her 19 points came in fourth quarter
- Named preseason All-ACC, Nancy Lieberman Award Watch List, Naismith Trophy Watch List, no. 18 on ESPN Top 25 list

Freshman Year (2020-21)

- One of 20 top collegiate athletes, including 10 who have captured a combined 21 gold medals competing on past USA Basketball teams, to participate in the 2021 USA Basketball Women's AmeriCup Team trials on April 18-21
- One of two players, joined by Dana Evans, to start all 30 games
- Ranked second on the team with 30.2 minutes and 1.2 steals per game, third with 11.2 points and 5.2 rebounds and fourth with 2.1 assists. Shot 49-128 (.383) from 3-point range and 44-53 (.830) from the free throw line
- Named to ACC All-Tournament First Team
- Named to 2020-21 ACC All-Freshman Team
- Named to All-ACC Academic Team
- Named to Lieberman Award Top 10 List
- Ranked in top six among ACC freshmen in points per game, 3-point field goals, steals, assists and rebounds
- Twice named ACC Freshman of the Week this season. She earned the honor after averaging 11.3 points, 7.0 rebounds, 2.3 assists and 1.7 steals, while shooting a perfect 10-10 from the free throw line to help the No. 2 Cardinals get wins over UT Martin, Virginia Tech and Clemson. She was also named ACC FOW after averaging 16.5 points and 9.5 rebounds, and shooting 52 percent from the floor and 6-12 from deep, in her first two games at UofL. She is the first UofL women's basketball player to earn ACC Freshman of the Week honors since Asia Durr did so on Feb. 1, 2016.
- One of two players, joined by Dana Evans, to start all 30 games
- Reached double figures in 18 of 30 games, including a season-high six game streak to begin her career
- Made at least one 3-pointer in 21 of 30 games
- Recorded a team high seven rebounds in addition to eight points and two steals in the Sweet 16 vs. Oregon
- Scored 13 points, converting on all of her attempts from the field in the 2nd round of the NCAA Tournament vs. Northwestern
- Led all scorers with 17 points on 7-11 from the field, in addition to a team-high four assists in the first round of the NCAA Tournament vs. Marist
- Contributed eight points, seven rebounds, three assists and two steals in the ACC Semifinals vs. SYR on 3/6
- Recorded season-highs in minutes (39), points (24), field goals made (9), and steals (4) in the ACC Quarters vs. WF on 3/5
- Recorded 10 points, four rebounds, two assists and two steals in the regular season finale at Notre Dame on 2/21
- Recorded eight rebounds, five points and two assists at Florida State on 2/21
- Scored 13 points, her 14th game in double figures this season, in addition to six rebounds and a season-high four assists at Pittsburgh on 2/18
- Recorded 15 points on 6-12 from the field, adding three assists and three rebounds at Boston College on 2/4
- Scored 11 points on 4-11 from the field and tied a season-high four assists vs. North Carolina on 1/28
- She had 18 points on 6-11 3-point shooting, while pulling down a team-high eight rebounds against Syracuse on 1/21. Her six made 3-pointers are the most by a UofL freshmen since Mariya Moore made six 3-pointers (6-9) in a 69-56 win over Ball State on Nov. 23, 2014.
- Had 15 points on 6-9 shooting, 3-5 from deep, with four rebounds and three assists in win over FSU on 1/17
- Led the team with a season-high four assists, in addition to 13 points and five rebounds, in a win vs. Boston College on 1/14.
- Recorded a team-high nine rebounds in a win vs. Clemson on 1/10
- Led the team in rebounds and assists, in addition to 15 points, in a win at Virginia Tech on 1/7
- With 21 points vs. DePaul she became first UofL freshman with back-to-back 20-point games since Myisha Hines-Allen had 23 points in two straight games against Miami and Syracuse on 1/25-29/15
- Scored a team-high 21 points on 8-11 shooting, 3-5 from behind the arc, vs. DePaul on 12/4
- Recorded a team-high 20 points and 11 rebounds, while shooting 5-9 from deep, in win over ECU on 11/29. Became the first UofL freshman to score 20 points in a game since Asia Durr scored 23 in an 80-75 loss to Syracuse in ACC Tournament semis on March 5, 2016. Durr had four 20-point games that season
- Scored 13 points and grabbed a team-high 8 rebounds in 28 minutes in collegiate debut at SEMO on 11/25
- Named to Preseason ACC Newcomer Watch List
- Named to Naismith Trophy Watch List

Personal

- Born on September 9, 2001.
- Daughter of Corey and Jessica Van Lith, has one brother Tanner
- Majoring in business

HAILEY VAN LITH CAREER STATISTICS																			
Season	gp-gs	min/avg	Total		3-Point		F-Throws		Rebounds										
			fg-fga	pct	fg-fga	pct	ft-fita	pct	off	def	tot	avg	pf	fo	ast	to	blk	stl	pts avg
2020-21	30-30	905/30.2	121-282	.429	49-128	.383	44-53	.830	37	118	155	5.2	57	0	63	52	7	36	335 11.2
2021-22	6-6	164/27.3	19-56	.339	1-19	.053	17-21	.810	9	11	20	3.3	6	0	10	12	2	5	56 9.3
TOTAL	36-36	1069/29.7	140-338	.414	50-147	.340	61-74	.824	46	129	175	4.9	63	0	73	64	9	41	391 10.9



11 NORIKA KONNO

Guard | 5-10 | Junior
Sendai, Japan | Seiwa

SEASON HIGHS		CAREER HIGHS		MISC STATS		Season	Career
Points.....	11 vs. Bellarmine (11/16/21)	Points.....	11, 3x (latest) vs. Bell (11/16/21)	Double-Doubles.....		0	0
Reb.....	5 at Colorado State (11/28/21)	Reb.....	7 at BC (2/4/21)	10-Plus Points.....		1	4
Asst.....	2, 3x, Latest at CSU(11/28/21)	Asst.....	6 vs. BSU (11/24/19)	20-Plus Points.....		0	0
Blocks.....	1 at Cal Poly (11/23/21)	Blocks.....	3 vs. DePaul (12/4/20)	30-Plus Points.....		0	0
Steals.....	2 vs. Bellarmine (11/16/21)	Steals.....	6 vs. Marist (3/22/21)	Team-High Points.....		0	0
FGM.....	5 vs. Bellarmine (11/16/21)	FGM.....	5 vs. Bellarmine (11/16/21)	10-Plus Rebounds.....		0	0
FGA.....	8 vs. Bellarmine (11/16/21)	FGA.....	9 vs. UTC (11/21/20)	Team-High Rebounds.....		0	0
3FGM.....	1 vs. Bellarmine, at Cal Poly (11/23/21)	3FGM.....	2, 3x (latest) vs. Syracuse (3/6/21)	10-Plus Assists.....		0	0
3FGA.....	4 at Cal Poly (11/23/21)	3FGA.....	4, 3x (latest) at Cal Poly (11/23/21)	Team-High Assists.....		0	3
FT.....	2 vs. Arizona (11/12/21)	FT.....	3, 2x latest vs. BSU (11/24/19)				
FTA.....	2 vs. Arizona (11/12/21)	FTA.....	4, 2x latest vs. BSU (11/24/19)				
Minutes.....	19 vs. Bellarmine (11/16/21)	Minutes.....	28 at OSU (12/5/19)				

2021-22 GAME-BY-GAME														
Opponent	Min	FG-A	3PT-A	FT-A	O-D-T	PF	AST	TO	BLK	STL	PTS	AVG		
vs. Arizona	11	0-1	0-0	2-2	1-1-2	0	0	0	0	0	2	2.0		
BELLARMINE	19	5-8	1-3	0-0	0-2-2	2	2	1	0	2	11	6.5		
UT MARTIN	14	1-2	0-0	0-0	1-1-2	2	2	1	0	1	2	5.0		
at Washington	10	0-1	0-1	0-0	0-2-2	0	0	1	0	0	0	3.8		
at Cal Poly	18	3-6	1-4	0-0	0-2-2	0	1	0	1	0	7	4.4		
at Colorado St	18	1-2	0-1	0-0	0-5-5	1	2	2	0	0	2	4.0		
MICHIGAN														
BELMONT														
KENTUCKY														
EKU														
vs. UConn														
BC														
at Georgia Tech														
PITT														
at Miami														
SYRACUSE														
at BC														
at NC ST														
WAKE FOREST														
FSU														
DUKE														
at Clemson														
at Syracuse														
VIRGINIA														
NOTRE DAME														
at UNC														
VIRGINIA TECH														
at Pitt														
at Notre Dame														

Junior Year (2021-22)

- Gathered a season high five rebounds coming off the bench at Colorado State
- Tied her career-high with 11 points on 5-8 shooting, 1-3 from 3-pt range, vs. Bellarmine

Sophomore Year (2020-21)

- Played in all 30 games, averaging 12.1 minutes, 3.4 points and 1.4 rebounds, while shooting 48.1 percent from the floor
- Contributed five points, three rebounds, and a career-high six steals, doubling her previous career-high, in the first round of the NCAA Tournament vs. Marist
- Provided valuable minutes off the bench, recording 10 points on 4-5 shooting, 2-3 from deep, in only 11 minutes in the ACC Semifinals vs. Syracuse on 3/6
- Set a career-high with seven rebounds, in addition to ten points and three assists, in a win over Boston College on 2/4
- Scored five points and secured a crucial late-game offensive rebound in a win over Wake Forest on 1/24
- Recorded a career-high two threes in a win over Virginia Tech on 1/7
- Tied career-high with eleven points on 4-5 from the field in a win vs. Bellarmine on 1/2
- Dished out a season-high four assists in a win vs. NKU on 1/1
- Recorded nine points and three rebounds in 18 minutes vs. UTM on 12/6
- Recorded six points, four rebounds, and two blocks in season opener at SEMO on 11/25

Freshman Year (2019-20)

- Played in 16 games, averaging 4.6 points, 1.9 assists 1.6 rebounds
- Missed the last 14 games with a knee injury
- Scored nine points, all in the fourth quarter, on 4-7 shooting, while adding three assists at Miami
- Played pivotal minutes after Jazmine Jones got in foul trouble and finished with six points on 3-4 shooting in 72-62 win over Oregon
- Career-high 11 points and team-high four assists vs. Chattanooga on 11/21
- Led the team with five assists, while adding four points and four rebounds against Murray State on 11/8
- Scored nine points in her collegiate debut against WKU

High School

- The 5-foot-10 shooting guard from Seiwa High School in Sendai, Japan, has an impressive resume of international experience
- Was a member of the U18 and U19 Japanese National Team
- Helped the 2018 team win a silver medal at the U18 Women's Asian Championships. She recorded 10-plus points in four of five games, including 19 points on 8-of-12 shooting, vs. China. She finished the tournament averaging 13.0 points, 4.0 rebounds and 2.5 assists per game
- Helped the 2019 team to a trip to the quarterfinals at the U19 World Cup. She recorded 10-plus points in three of six games, averaging 8.3 points, 3.7 rebounds and 1.9 assists
- She was also a member of the 3-on-3 team from Japan that won a silver medal in the 2018 Asian Games. In her best game during the tournament, she had 28 points, nine rebounds, three assists and three steals

Personal

- Born on May 1, 2000.
- Daughter of Koji and Kaoru Konno; has two sisters (Yuki, Saki).
- Major is undecided.

NORIKA KONNO CAREER STATISTICS																							
Season	gp-gs		min/avg		Total		3-Point		F-Throws		Rebounds				pf							Scoring	
					fg-fga	pct	fg-fga	pct	ft-fta	pct	off	def	tot	avg								pts	avg
2019-20	16-0	242/15.1	29-71	.408	3-24	.125	12-14	.857	13	13	26	1.6	18	0	30	21	1	3	73	4.6			
2020-21	30-0	364/12.1	38-79	.481	13-37	.351	12-15	.800	19	22	41	1.4	27	0	27	26	7	17	101	3.4			
2021-22	6-0	92/15.3	10-20	.500	2-9	.222	2-2	1.000	2	13	15	2.5	5	0	7	5	1	3	24	4.0			
TOTAL	52-0	698/13.4	77-170	.453	18-70	.257	26-31	.839	34	48	82	1.6	50	0	64	52	9	23	198	3.8			



12 PAYTON VERHULST

Guard | 6-1 | Freshman
De Soto, Kan. | Bishop Miege

SEASON HIGHS		MISC STATS	
		Season	Career
Points.....	7 vs. Bellarmine (11/16/21)	Double-Doubles.....	
Reb.....	5 vs. Bellarmine (11/16/21)	10-Plus Points	
Asst.....	4 vs. Bellarmine (11/16/21)	20-Plus Points	
Blocks.....	1 at Cal Poly (11/23/21)	30-Plus Points	
Steals.....	2 at Colorado State (11/28/21)	Team-High Points.....	
FGM.....	2 vs. Bellarmine (11/16/21)	10-Plus Rebounds	
FGA.....	6 at Cal Poly (11/23/21)	Team-High Rebounds	
3FGM.....	1 at Colorado State (11/28/21)	10-Plus Assists.....	1
3FGA.....	3 at Cal Poly (11/23/21)	Team-High Assists	1
FT.....	3 vs. Bellarmine (11/16/21)		
FTA.....	4 vs. Bellarmine (11/16/21)		
Minutes.....	19 vs. UT Martin (11/17/21)		

2021-22 GAME-BY-GAME													
Opponent	Min	FG-A	3PT-A	FT-A	O-D-T	PF	AST	TO	BLK	STL	PTS	AVG	
vs. Arizona	4	1-1	0-0	0-0	0-0-0	0	0	0	0	0	2	2.0	
BELLARMINE	18	2-2	0-0	3-4	2-3-5	1	4	3	0	0	7	4.5	
UT MARTIN	19	1-5	0-1	0-0	1-2-3	1	3	2	0	1	2	3.7	
at Washington	8	0-1	0-0	0-0	0-1-1	0	0	0	0	0	0	2.8	
at Cal Poly	16	0-6	0-3	0-0	1-3-4	0	2	1	1	0	0	2.2	
at Colorado St	15	2-2	1-1	0-0	1-0-1	2	1	1	0	2	5	2.7	
MICHIGAN													
BELMONT													
KENTUCKY													
EKU													
vs. UConn													
BC													
at Georgia Tech													
PITT													
at Miami													
SYRACUSE													
at BC													
at NC ST													
WAKE FOREST													
FSU													
DUKE													
at Clemson													
at Syracuse													
VIRGINIA													
NOTRE DAME													
at UNC													
VIRGINIA TECH													
at Pitt													
at Notre Dame													

Freshman Year (2021-22)

- Made her first career three pointer in a win at Colorado State
- Scored seven points on 2-2 shooting, 3-4 from FT line, while adding five rebounds and four assists vs. Bellarmine
- Scored two points on 1-1 shooting in collegiate debut vs. Arizona on 11/12
- Named to preseason ACC Newcomer Watch List

USA Basketball (2021)

- Helped USA Basketball Women's U19 World Cup Team win gold with a 70-52 win over Australia in the championship game at the 2021 FIBA U19 World Cup in Debrecen, Hungary, contributed three points, six rebounds and two assists in the 70-52 win over Australia in the final
- Represented Louisville alongside Elizabeth Dixon, Mykasa Robinson and Kianna Smith at the 2021 Red Bull USA Basketball 3x3 Nationals in Springfield, Mass., finished with a 3-2 overall record and reached the semifinals

High School

- Five-star prospect and is ranked as high as No. 8 overall by PASS and No. 9 by Collegiate Girls Basketball Report
- espnW Hoop Gurlz ranked her No. 12 overall and as the fourth best guard. Prospect Nation listed her as the 10th best player and fifth best guard
- Named USA Today National Female Athlete of the Year, was one of three finalists for the award, which was unveiled during the USA Today High School Sports Awards Show. The show was hosted by Michael Strahan, the Pro Football Hall of Famer and host of Good Morning America, and Rob Gronkowski, the four-time Super Bowl Champion
- Named Kansas' Girls Basketball Player of the Year and overall Female Athlete of the Year
- A three-time Eastern Kansas League MVP, three-time first-team All-State Top 5 by The Capital-Journal and Gatorade Kansas Girls Basketball Player of the Year.
- Named a 2021 McDonald's All-American and to Jordan Brand Classic
- Named a 2021 Jersey Mike's Naismith National High School Second Team All-American, which places her among the top 10 high school players in the country
- Named 2021 Kansas Player of the Year by MaxPreps.com
- As a senior, Verhulst led Bishop Miege to a 23-1 record and a Kansas Class 4-A state championship, while averaging 20.0 points, 7.5 rebounds, 3.8 steals, 3.6 assists, and 3.5 blocks a game
- Named the 2020 Kansas Gatorade Player of the Year and a Naismith Trophy All-American
- First Team All-state following her freshman, sophomore, junior and senior campaigns
- As a junior, she started every game and averaged 17.8 points, 7.0 rebounds, 3.7 assists and 2.5 steals per game while leading Bishop Miege to a 21-2 overall record
- During her freshman and sophomore seasons, she helped lead Bishop Miege to a combined 48-1 record, winning the state title as a sophomore and reaching the state title game as a freshman. She averaged 17.0 points, 7.0 rebounds, 6.0 assists, 4.0 steals and 3.0 blocks as a sophomore, and 13.0 points, 6.0 rebounds, 3.0 steals and 1.0 blocks as a freshman
- Named 2019 FIBA Americas U16 Championship MVP after leading the team to a 6-0 record and a gold medal in Puerto Aysen, Chile. She started all six games and averaged 14.5 points and 2.8 rebounds
- Also participated in the 2019 USA Basketball 3x3 U18 National Championship at the United States Olympic Training Center in Colorado Springs, Colo. Her Blue Star 30 Stars team finished in fourth place with a 5-2 record
- Took part in trials for the 2018 USA U17 World Cup Team

Personal

- Born on June 1, 2003
- Daughter of Robin and David, has five brothers and sisters - Quinton, Dalton, Ashton, Kirston, Addiston
- Majoring in Education/Special Education
- Mother (Robin) played basketball at Duke, father (David) played basketball at Rockhurst, brother Quinton played basketball at St. Mary's, brother Dalton played basketball at Friends University (Kan.), sister Ashton is currently playing basketball at UCF

PAYTON VERHULST CAREER STATISTICS																					
			Total		3-Point		F-Throws		Rebounds											Scoring	
Season	gp-gs	min/avg	fg-fga	pct	fg-fga	pct	ft-fta	pct	off	def	tot	avg	pf	fo	ast	to	blk	stl	pts	avg	
2021-22	6-0	80/13.3	6-17	.353	1-5	.200	3-4	.750	5	9	14	2.3	4	0	10	7	1	3	16	2.7	
TOTAL	6-0	80/13.3	6-17	.353	1-5	.200	3-4	.750	5	9	14	2.3	4	0	10	7	1	3	16	2.7	
2 NCAA RUNNER-UPS (2009, 2013) 3 FINAL FOURS (2009, 2013, 2018) 6 ELITE EIGHTS 10 SWEET 16'S 23 NCAA TOURNAMENTS																					



13 MERISSAH RUSSELL

Guard | 5-11 | Sophomore
Ottawa, Ontario | Cairine Wilson

SEASON HIGHS		CAREER HIGHS		MISC STATS		Season	Career
Points.....	3 at Cal Poly (11/23/21), at CSU (11/28/21)	Points.....	8 at SEMO (11/25/20), vs. Bell (1/2/21)	Double-Doubles.....		0	0
Reb.....	4 vs. Bellarmine (11/16/21)	Reb.....	7 vs. Bellarmine (1/2/21)	10-Plus Points.....		0	0
Asst.....	1 at Colorado State (11/28/21)	Asst.....	3 vs. DePaul (12/4/20)	20-Plus Points.....		0	0
Blocks.....		Blocks.....	1 vs. DePaul (12/4/20)	30-Plus Points.....		0	0
Steals.....		Steals.....	2 vs. ECU (11/29/20)	Team-High Points.....		0	0
FGM.....	1, 3x, Latest at CSU (11/28/21)	FGM.....	3 at SEMO (11/25), vs. UTM (12/6)	10-Plus Rebounds.....		0	0
FGA.....	4 at Colorado State (11/28/21)	FGA.....	10 vs. ECU (11/29/20)	Team-High Rebounds.....		0	0
3FGM.....	1 at Cal Poly (11/23/21)	3FGM.....	1, 3x, Latest at CSU (11/28/21)	10-Plus Assists.....		0	0
3FGA.....	1 at Cal Poly (11/23/21), at CSU (11/28/21)	3FGA.....	4 vs. ECU (11/29/20), at CSU (11/28/21)	Team-High Assists.....		0	0
FT.....	2 vs. UT Martin (11/17/21)	FT.....	4 vs. Bellarmine (1/2/21)				
FTA.....	2 vs. UT Martin (11/17/21)	FTA.....	5 vs. Bellarmine (1/2/21)				
Minutes.....	12 at Colorado State (11/28/21)	Minutes.....	19 at SEMO (11/25/20)				

2021-22 GAME-BY-GAME																
Opponent	Min	FG-A	3PT-A	FT-A	O-D-T	PF	AST	TO	BLK	STL	PTS	AVG				
vs. Arizona	5	0-0	0-0	0-0	0-1-1	0	0	0	0	0	0	0.0				
BELLARMINE	8	1-1	0-0	0-0	2-2-4	2	0	3	0	0	2	1.0				
UT MARTIN	8	0-0	0-0	2-2	1-0-1	0	0	1	0	0	2	1.3				
at Washington					DNP											
at Cal Poly	11	1-2	1-1	0-0	0-2-2	0	0	1	0	0	3	1.8				
at Colorado St	12	1-4	0-1	1-1	1-1-2	2	1	0	0	0	3	2.0				
MICHIGAN																
BELMONT																
KENTUCKY																
EKU																
vs. UConn																
BC																
at Georgia Tech																
PITT																
at Miami																
SYRACUSE																
at BC																
at NC ST																
WAKE FOREST																
FSU																
DUKE																
at Clemson																
at Syracuse																
VIRGINIA																
NOTRE DAME																
at UNC																
VIRGINIA TECH																
at Pitt																
at Notre Dame																

- Sophomore Year (2021-22)**
- Came off the bench and played a season high of 12 minutes and recorded three points and two rebounds in a win at Colorado State
- Canadian National Team (2021)**
- Named an alternate on Canada's women's basketball team that competed at the Tokyo Olympic Games, but did not travel
 - In mid-June, competed for Canada at the FIBA Women's AmeriCup in San Juan, Puerto Rico. She helped lead Canada to a perfect 4-0 record in pool play and a trip to the semifinals. In the win over El Salvador, she had nine points on 3-of-5 shooting from deep, while adding two steals. She had six points on 2-of-4 shooting from beyond the arc in a win over the U.S. Virgin Islands
- Freshman Year (2020-21)**
- Played in 20 games, averaging 2.2 points and 2.2 rebounds
 - Recorded six points and five rebounds in 12 minutes at Boston College on 2/4
 - Converted on her first collegiate three point field goal in a win at Virginia Tech on 1/7
 - Tied a season-high eight points, highlighted by 4-5 from the free throw line, in a win vs. Bellarmine on 1/2
 - Scored eight points on 3-4 from the field, adding five rebounds and one assist in 19 minutes in her collegiate debut at SEMO on 11/25
- High School**
- Ranked as the 29th best guard by ESPNW. She is listed as a four-star prospect by Prospects Nation and is rated No. 54 overall by PASS Scouting Service
 - Played for Canada's U19 team at the 2019 FIBA Women's Basketball World Cup in Bangkok, Thailand. She helped lead Canada to the quarterfinals, where they fell to eventual champion USA and head coach Jeff Walz. She finished the tournament averaging 6.4 points, 4.0 rebounds and 1.3 assists
 - Also a member of Canada's Senior National team and participated as the youngest player on the roster in a five-game European exhibition tour in Belgium and Great Britain
 - Was named the MVP of the first ever BioSteele All Canadian Girls Game in April, the Canadian version of the McDonald's All-American game. She finished with 30 points, 10 rebounds and three steals in that game which featured the top 24 female high school players in Canada
- Personal**
- Born on March 3, 2002
 - Daughter of Natalie and Tony Russell, has one sister, Maiyah
 - Majoring in Exercise Science

MERISSAH RUSSELL CAREER STATISTICS																				
			Total		3-Point		F-Throws		Rebounds										Scoring	
Season	gp-gs	min/avg	fg-fga	pct	fg-fga	pct	ft-fa	pct	off	def	tot	avg	pf	fo	ast	to	blk	stl	pts	avg
2020-21	20-0	135/6.8	16-36	.444	1-6	.167	10-15	.667	15	29	44	2.2	18	0	8	10	1	4	43	2.2
2021-22	5-0	44/8.8	3-7	.429	1-2	.500	3-3	1.000	4	6	10	2.0	4	0	1	5	0	0	10	2.0
TOTAL	25-0	179/7.2	19-43	.442	2-8	.250	13-18	.722	19	35	54	2.2	22	0	9	15	1	4	53	2.1
2 NCAA RUNNER-UPS (2009, 2013) 3 FINAL FOURS (2009, 2013, 2018) 6 ELITE EIGHTS 10 SWEET 16'S 23 NCAA TOURNAMENTS																				



14 KIANNA SMITH

Guard | 6-0 | Redshirt-Senior
Moreno Valley, Calif. | California / Troy

SEASON HIGHS		CAREER HIGHS		MISC STATS	
Points.....	13 at Washington (11/20/21)	Points	21 vs. DePaul (12/4/20), vs. GT (2/11/21)	Season	Career
Reb.....	6 at Washington (11/20/21)	Reb.	10 vs. NKU (1/1/21)	Double-Doubles.....	0 1/2
Asst.....	4 at Cal Poly (11/23/21)	Asst.	12 vs. Manhattan (11/24/17)*	10-Plus Points	4 23/47
Blocks.....	1 vs. Bellarmine (11/16/21)	Blocks	3 vs. Arizona State (2/22/19)*	20-Plus Points	0 2/4
Steals.....	3 at Cal Poly (11/23/21)	Steals	5 vs. Notre Dame (2/7/21)	30-Plus Points	0 0/0
FGM	5 at Washington (11/20/21), at CSU (11/28/21)	FGM	9, 4x, (latest) vs. GT (2/11/21)	Team-High Points.....	2 5/7
FGA	14 at Washington (11/20/21)	FGA	15 vs. NCST (3/7/21), vs. Harvard (12/30/18)*	10-Plus Rebounds.....	0 1/1
3FGM.....	3 at Cal Poly (11/23/21)	3FGM	5 vs. Oregon (2/8/19)*	Team-High Rebounds	0 1/1
3FGA	6 vs. Bellarmine, at Cal Poly	3FGA	9 at Washington State (3/3/19)*	10-Plus Assists.....	0 0/2
FT.....	1 at Washington (11/20/21)	FT	4, 4x (latest) vs. Northwestern (3/24/21)	Team-High Assists	2 6/30
FTA	2 at Washington (11/20/21)	FTA.....	4, 4x (latest) vs. Northwestern (3/24/21)	*at Cal	
Minutes.....	31 at Washington (11/20/21)	Minutes.....	40, 4x (latest) vs. Baylor (3/25/19)		

2021-22 GAME-BY-GAME																
Opponent	Min	FG-A	3PT-A	FT-A	O-D-T	PF	AST	TO	BLK	STL	PTS	AVG				
vs. Arizona*	30	3-9	1-3	0-0	0-3-3	0	0	0	0	0	7	7.0				
BELLARMINE*	17	4-10	1-6	0-0	1-2-3	1	2	2	1	0	9	8.0				
UT MARTIN*	20	4-7	2-3	0-0	2-2-4	0	3	1	0	1	10	8.7				
at Washington*	31	5-14	2-4	1-2	2-4-6	0	3	0	0	0	13	9.8				
at Cal Poly*	25	4-12	3-6	0-0	0-0-0	1	4	2	0	3	11	10.0				
at Colorado St*	20	5-7	1-2	0-0	0-2-2	0	1	0	0	0	11	10.2				
MICHIGAN																
BELMONT																
KENTUCKY																
EKU																
vs. UConn																
BC																
at Georgia Tech																
PITT																
at Miami																
SYRACUSE																
at BC																
at NC ST																
WAKE FOREST																
FSU																
DUKE																
at Clemson																
at Syracuse																
VIRGINIA																
NOTRE DAME																
at UNC																
VIRGINIA TECH																
at Pitt																
at Notre Dame																

Redshirt Senior Year (2021-22)

- Tied a team high with 11 points at Colorado State on 5-7 shooting, including 1-2 from 3-point range
- 11 points on 3-6 shooting from deep, while adding four assists and three steals at Cal Poly
- Tied for team-high with 13 points on 5-14 shooting, while adding six rebounds and three assists at Washington
- Scored 10 points on 4-7 shooting, 2-3 from 3-point range, while adding three assists vs. UT Martin
- Named to Ann Meyers-Drysdale Award Watch List

Redshirt Junior Year (2020-21)

- Played in 28 games with 20 starts, ranked second on the team with 11.4 points and third with 2.2 assists per game. Shot 44 percent from the floor, 55-145 (.379) from 3-point range and 16-20 (.800) from the free throw line
- Named to ACC All-Tournament First Team
- Named to All-ACC Academic Team
- Ranked 8th in ACC with 55 made 3-point field goals
- In ACC games, ranked sixth in league with 38.9 3-point percentage and 11th in 3-point field goals made per game (2.19 avg/g)
- Reached double figures in 19 of 28 games, including a season-best six-game streak to open the season
- Made at least one 3-pointer in 24 of 28 games, including 20 games with at least two 3-point makes and nine with at least three 3-pointers
- Named College Sports Madness ACC Player of the Week on Jan. 18, 2021 after averaging 14.5 points per game, while shooting 52 percent from the floor and 7-15 from beyond the arc in the victories over the Eagles and Seminoles. She added 4.0 assists, 3.5 rebounds and 1.5 steals per game, while committing just one turnover in 59 minutes of action
- Recorded a team-high three assists in addition to eight points and seven rebounds in the Elite 8 vs. Stanford
- Posted 11 points on 5-10 from the field and five rebounds in the Sweet 16 vs. Oregon
- Recorded 16 points, six rebounds, and two assists in the second round of the NCAA Tournament vs. Northwestern
- Contributed nine points and five rebounds in the opening round of the NCAA Tournament vs. Marist
- Finished in double figures for the 16th time this season with 11 points in the ACC Semifinals vs. Syracuse on 3/6
- Recorded 10 points in the regular-season finale vs. Notre Dame on 2/28
- Tied a career-high 21 points on 9-13 from the field, 3-6 from three, in addition to five assists, three rebounds, three steals, and no turnovers in a season-high 38 minutes against Georgia Tech on 2/11
- Scored 16 points on 6-13 from the field, including 4-8 from three, and recorded a career-high five steals in a win vs. Notre Dame on 2/7.
- Recorded 14 points on 6-9 from the field at Boston College on 2/4
- Posted 13 points, on 3-6 from behind the arc, and four rebounds off the bench vs. North Carolina on 1/28
- Converted on a career-high four threes, recording 16 points, six assists and five rebounds in a win vs. FSU on 1/17
- Scored 17 points on 6-14 shooting and dished out a team-high six assists vs. Clemson on 1/10
- Recorded her first career double-double with 11 points and 10 rebounds vs. NKU on 1/1
- Recorded 15 points on 6-11 shooting and 3-5 from three in her first Louisville start in a win at Duke on 12/9
- Scored a team-high 21 points on 9-14 shooting and 3-7 from behind the arc, adding six rebounds and six steals in her Louisville debut vs. DePaul on 12/4
- Named to Preseason ACC Newcomer Watch List

Junior Year (2019-20)

- Sat out 2019-20 season due to NCAA transfer rules

California - Sophomore Year (2018-19)

- In two seasons at Cal she scored 600 points, knocked down 91 3-pointers and dished out 244 assists, while helping the Bears to two 20-win seasons and two trips to the NCAA Tournament
- Was named Pac-12 All-Academic honorable mention for her strong performance on the court and in the classroom
- In addition to putting up a 3.29 cumulative GPA, she started all 33 games for the Bears, while averaging a career-high 9.8 points per game
- Finished with 14 double-figure scoring games and matched a career-high with 20 points, while shooting 5-6 from 3-point range against Oregon
- Led the team with 18 points on 7-13 shooting, 2-4 from deep, in California's second round loss in the NCAA Tournament to eventual national champion Baylor
- Connected on at least one 3-pointer in 28 of 33 games, while shooting a career-best 35 percent from downtown and knocking down a career-best 55 threes

California - Freshman Year (2017-18)

- Named to the Pac-12 All-Freshman Team after playing in all 32 games, making 31 starts
- Finished fourth on the team in scoring at 8.6 points per game while leading the team with 4.8 assists per game
- Scored a career-high 20 points against Virginia in the First Round of the 2018 NCAA Tournament, going 9-14 from the floor while adding eight assists
- Ranked seventh in the Pac-12 in assists per game while leading all conference freshmen in the category
- Finished the year ranked third among all freshman in Division I with 4.8 assists per game and ranked fifth among all Division I freshmen with a 2.05 assist-to-turnover ratio
- Scored double-figures in four of Cal's final six games of the season, also adding 36 assists and just 13 turnovers over that same span.
- Named Pac-12 and USBWA National Freshman of the week after scoring 14 points and adding 8 assists in Cal's win over Kentucky while committing just 1 turnover
- Dished out a career-high 12 assists in Cal's win over Manhattan, while shooting 4-5 from beyond the arc and scoring a then career-best 17 points for her first collegiate double-double
- Scored 16 points in Cal's upset over No. 14 Stanford, going 7-11 from the floor and adding a career-best three steals

KIANNA SMITH CAREER STATISTICS																				
			Total		3-Point		F-Throws		Rebounds										Scoring	
Season	gp-gs	min/avg	fg-fga	pct	fg-fga	pct	ft-fta	pct	off	def	tot	avg	pf	fo	ast	to	blk	stl	pts	avg
2017-18*	32-31	1017/31.8	108-280	.386	36-113	.319	24-35	.686	14	73	87	2.7	66	0	152	74	6	24	276	8.6
2018-19*	33-33	1113/33.7	125-313	.399	55-157	.350	19-29	.655	20	59	79	2.4	72	1	92	55	15	20	324	9.8
2020-21	28-20	777/27.8	124-279	.444	55-145	.379	16-20	.800	27	81	108	3.9	55	2	61	31	10	25	319	11.4
2021-22	6-6	141/23.5	25-59	.424	10-24	.417	1-2	.500	5	13	18	3.0	2	0	13	5	1	4	61	10.2
TOTAL	34-26	918/27.0	149-338	.441	65-169	.385	17-22	.773	32	94	126	3.7	57	2	74	36	11	29	380	11.2
All*	99-90	3048/30.8	382-931	.410	156-439	.355	60-86	.698	66	226	292	2.9	195	3	318	165	32	73	980	9.9
* at Cal																				

* at Cal



21 EMILY ENGSTLER

Forward | 6-1 | Senior
New York, N.Y. | Syracuse / St. Francis Prep

SEASON HIGHS		CAREER HIGHS		MISC STATS		Season	Career
Points.....	20 vs. UT Martin (11/17/21)	Points	22 vs. Notre Dame (1/5/20)*	Double-Doubles.....		1	1/17
Reb.....	14 vs. Bellarmine (11/16/21)	Reb.....	17 vs. Michigan State (12/20/19)*	10-Plus Points		3	3/35
Asst.....	3 vs. Bellarmine (11/16/21)	Asst.....	6, 3x (latest) vs. Louisville (2/9/20)*	20-Plus Points		1	1/3
Blocks.....	3 vs. Bell, at Washington, at Cal Poly	Blocks	5 at Michigan (12/5/19)*	30-Plus Points		0	0
Steals.....	4 vs. Bellarmine, at Cal Poly	Steals	6 vs. South Dakota St. (3/21/21)*	Team-High Points.....		2	2/10
FGM.....	7 vs. UT Martin (11/17/21)	FGM.....	10 vs. Notre Dame (1/5/20)*	10-Plus Rebounds.....		1	1/25
FGA.....	9, 3x, Latest at CSU (11/28/21)	FGA.....	18 vs. Notre Dame (1/5/20)*	Team-High Rebounds.....		5	5/41
3FGM.....	4 vs. UT Martin (11/17/21)	3FGM.....	4, 3x (latest) vs. UT Martin (11/17/21)	10-Plus Assists.....		0	0
3FGA.....	4 vs. UT Martin (11/17/21)	3FGA.....	10 vs. UNC (2/13/20)*	Team-High Assists.....		0	0/4
FT.....	2 vs. UT Martin (11/17/21)	FT.....	5 vs. Louisville (3/6/21)*	*at Syracuse			
FTA.....	2, 3x, Latest at CSU(11/28/21)	FTA.....	6, 5x (latest) vs. Louisville (3/6/21)*				
Minutes.....	22 at Colorado State (11/28/21)	Min.....	40, 3x (latest) vs. Louisville (3/6/21)*				

2021-22 GAME-BY-GAME													
Opponent	Min	FG-A	3PT-A	FT-A	O-D-T	PF	AST	TO	BLK	STL	PTS	AVG	
vs. Arizona*	20	1-7	0-1	0-0	1-7-8	3	0	2	0	0	2	2.0	
BELLARMINE*	19	5-8	2-2	0-0	6-8-14	2	3	2	3	4	12	7.0	
UT MARTIN*	21	7-9	4-4	2-2	0-2-2	1	0	1	1	2	20	11.3	
at Washington*	18	4-9	0-1	0-0	3-5-8	3	0	1	3	1	8	10.5	
at Cal Poly*	19	3-6	0-3	0-2	0-9-9	3	1	7	3	4	6	9.6	
at Colorado St*	22	4-9	1-1	1-2	0-8-8	1	1	3	2	1	10	9.7	
MICHIGAN													
BELMONT													
KENTUCKY													
EKU													
vs. UConn													
BC													
at Georgia Tech													
PITT													
at Miami													
SYRACUSE													
at BC													
at NC ST													
WAKE FOREST													
FSU													
DUKE													
at Clemson													
at Syracuse													
VIRGINIA													
NOTRE DAME													
at UNC													
VIRGINIA TECH													
at Pitt													
at Notre Dame													

- Senior Year (2020-2021)**
- Tallied ten points and led the team with eight rebounds in a win at Colorado State
 - Eight points and eight rebounds, while adding three blocks, in just 18 minutes at Washington
 - Team-high 20 points on 7-9 shooting, perfect 4-4 from deep, her 4 3-pointers tied her career high
 - Recorded first career double-double in Louisville uniform with 12 points and 14 rebounds vs. Bellarmine, had 12 points and 10 rebounds at halftime to become first UofL player with double-double in first half since Myisha Hines-Allen did it twice in 2016-17
 - Named to Cheryl Miller Award Watch List
- Syracuse - Junior Year (2020-2021)**
- Came off the bench as a junior and was named ACC Co-Sixth Player of the Year
 - Nearly averaged a double-double with 10.5 points and 9.1 rebounds per game
 - She had 12 double-digit scoring games and seven double-doubles
 - Recorded double-double in Syracuse's ACC Tournament semifinal loss to Louisville, finishing with a season-high 21 points, while adding 10 rebounds
 - Had 77 made 3-pointers and 120 blocks in her three seasons at Syracuse
- Syracuse - Sophomore Year (2019-2020)**
- Started in all 31 games, averaged 29.3 minutes, 9 points, 9 rebounds and 2.8 rebounds per game
 - Led the team in rebounds with 286 on the season
 - Led the team with 50 blocks
 - Had nine double-doubles
 - Scored 15 points and grabbed 11 rebounds against Maryland Eastern Shore
 - Grabbed 10 rebounds and scored 14 points against Albany
 - Grabbed 15 rebounds and scored 14 points and tied her career-high in assists (6) against Houston
 - Had 16 rebounds and 12 points against Green Bay
 - Had a career-high five blocks, tied her career-high with six assists, and scored 10 points and grabbed 14 rebounds at Michigan
 - Grabbed a career-high 17 rebounds and scored 13 points against Michigan State
 - Scored a career-high 22 points and grabbed 15 rebounds against Notre Dame
 - Tied her career-high with four steals, scored 10 points and grabbed 11 rebounds at Virginia
 - Tied her career-high in assists (6) against Louisville
 - Scored 16 points and grabbed 15 rebounds against North Carolina
- Syracuse - Freshman Year (2018-2019)**
- Recorded double-digit points in five games
 - Scored a career-high 17 points versus Pitt (2/21)
 - Averaged 4.9 points per game and 4.5 rebounds per game
 - Tallied a personal best 11 rebounds versus Princeton in the Cancun Challenge (11/23)
 - Recorded a career-high four assists, four steals, and four blocks versus Niagara (12/17)
 - Totalled 25 steals this season, with a career high four versus Kansas State (11/22)
 - Ranked second on the team in blocks (35)
 - Named to the ACC Preseason Newcomer List
- High School**
- A five-star recruit, ranked the No. 9 player in the Class of 2018 by espnW HoopGurlz
 - 2018 New York State Gatorade Player of the Year
 - McDonald's All-American
 - Named the No. 2 wing in her class by espnW HoopGurlz
 - Averaged 19.4 points, 15.4 rebounds and six blocks per game as a junior
 - Scored 900 points in her two years at St. Francis Prep
 - Named team MVP her junior and senior year
 - 2017 All-New York City Girls Basketball Second Team selection
 - Team MVP as a junior and senior
- Personal**
- Born May 2000 in New York City
 - Daughter of Marilyn and William Engstler
 - One brother and one sister
 - Majored in communications and rhetorical studies in the College of Visual and Performing Arts at Syracuse

EMILY ENGSTLER CAREER STATISTICS																					
			Total		3-Point		F-Throws		Rebounds											Scoring	
Season	gp-gs	min/avg	fg-fga	pct	fg-fga	pct	ft-fita	pct	off	def	tot	avg	pf	fo	ast	to	blk	stl	pts	avg	
2018-19*	29-0	414/14.3	59-143	.413	15-59	.254	10-16	.625	21	110	131	4.5	52	1	41	60	35	25	143	4.9	
2019-20*	31-31	889/28.7	107-285	.375	36-112	.321	27-39	.692	63	211	274	8.8	71	2	81	88	50	35	277	8.9	
2020-21*	22-5	658/29.9	90-216	.417	26-70	.371	26-49	.531	52	149	201	9.1	44	0	41	45	35	39	232	10.5	
2021-22	6-6	119/19.8	24-48	.500	7-12	.583	3-6	.500	10	39	49	8.2	13	0	5	16	12	12	58	9.7	
TOTAL	6-6	119/19.8	24-48	.500	7-12	.583	3-6	.500	10	39	49	8.2	13	0	5	16	12	12	58	9.7	
All*	88-42	2080/23.6	280-692	.405	84-253	.332	66-110	.600	146	509	655	7.4	180	3	168	209	132	111	710	8.1	



22 LIZ DIXON

Forward | 6-5 | Senior
Memphis, Tenn. | Georgia Tech / Ridgeway

SEASON HIGHS	CAREER HIGHS	MISC STATS	Season	Career
Points..... 15 at Cal Poly (11/23/21)	Points 22 vs. Duke (1/10/19)*, vs. WF (2/10/19)*	Double-Doubles.....	0	2/6
Reb..... 5 at Cal Poly (11/23/21)	Reb. 17 vs. Duke (1/10/19)*	10-Plus Points	2	16/35
Asst..... 2 vs. Bell (11/16/21), at Wash (11/20/21)	Asst. 4 vs. Duke (1/10/19)*	20-Plus Points	0	1/4
Blocks..... 2 vs. UT Martin (11/17/21)	Blocks 4, 3x (latest) at FSU (2/21/21)	30-Plus Points	0	0/0
Steals 1 at Washington (11/20/21)	Steals 4 vs. Alabama State (12/5/18)*	Team-High Points.....	2	3/10
FGM 7 at Cal Poly (11/23/21)	FGM 9 vs. Duke (1/10/19)*	10-Plus Rebounds.....	0	2/6
FGA 9 at Cal Poly (11/23/21)	FGA..... 14 vs. Clemson (2/21/19)*	Team-High Rebounds.....	0	7/13
3FGM.....	3FGM	10-Plus Assists.....	0	0/0
3FGA.....	3FGA	Team-High Assists.....	0	0/0
FT 2 vs. UT Martin (11/17/21)	FT 9 vs. Pitt (2/7/19)*, vs. Miami (1/26/21)	*at Georgia Tech		
FTA 3 vs. UT Martin (11/17/21)	FTA..... 12 vs. Miami (1/26/21)			
Minutes..... 23 at Washington (11/20/21)	Minutes..... 43 vs. WF (2/10/19)*			

2021-22 GAME-BY-GAME															
Opponent	Min	FG-A	3PT-A	FT-A	O-D-T	PF	AST	TO	BLK	STL	PTS	AVG			
vs. Arizona	15	1-4	0-0	0-0	0-2-2	3	0	1	0	0	2	2.0			
BELLARMINE	15	2-5	0-0	0-0	2-2-4	2	2	1	0	0	4	3.0			
UT MARTIN	13	2-5	0-0	2-3	2-2-4	4	0	1	2	0	6	4.0			
at Washington	23	6-8	0-0	1-2	1-2-3	0	2	0	0	1	13	6.3			
at Cal Poly	13	7-9	0-0	1-1	2-3-5	0	0	0	0	0	15	8.0			
at Colorado St	12	1-1	0-0	1-2	1-2-3	3	0	2	1	0	3	7.2			
MICHIGAN															
BELMONT															
KENTUCKY															
EKU															
vs. UConn															
BC															
at Georgia Tech															
PITT															
at Miami															
SYRACUSE															
at BC															
at NC ST															
WAKE FOREST															
FSU															
DUKE															
at Clemson															
at Syracuse															
VIRGINIA															
NOTRE DAME															
at UNC															
VIRGINIA TECH															
at Pitt															
at Notre Dame															

- Senior Year (2021-2022)**
 - Scored 15 points on 7-9 shooting, while adding 5 rebounds, in just 13 minutes at Cal Poly
 - Tied for team-high with 13 points on 6-8 shooting at Washington
- Junior Year (2020-2021)**
 - Played in all 30 games with seven starts and ranked second on the team with 5.4 rebounds and 1.1 blocks per game. Also averaged 18.6 minutes and 7.6 points, while shooting 56.4 percent from the floor and 35-47 (.745) from the free throw line
 - Named to All-ACC Academic Team
 - Shot 97-172 (.565) from the floor after shooting just 56-113 (.496) last season. Scoring increased from 4.4 to 7.6 points per game, her rebounds increased from 3.6 to 5.4 rebounds per game and her blocks increased from 0.6 to 1.1 blocks per game
 - In ACC games, ranked seventh in league with 1.5 blocks per game, 10th with 2.5 offensive rebounds per game and 18th with 6.1 rebounds per game
 - Recorded at least one block in 21 of 30 games, including seven multi-block games
 - Provided valuable minutes off the bench, recording six points and seven rebounds in the ACC Quarterfinals vs. Wake Forest on 3/5
 - Posted 12 points on 6-7 from the field to close out the regular season at Notre Dame on 2/28
 - Recorded eight points, and five rebounds and a team-high four blocks at Florida State on 2/21
 - Recorded 12 points, five rebounds and a season-high two assists in only 20 minutes at Pittsburgh on 2/18
 - Scored 13 points on 4-9 from the field, 5-5 from the line, in addition to nine rebounds and three blocks against Georgia Tech on 2/11
 - 11 points on 5-6 from the field, in addition to six rebounds and a block, in her third of six straight starts at Boston College on 2/4
 - Posted seven rebounds and career-high four blocks vs. NC State on 2/1
 - 13 points and four rebounds in a season-high 28 minutes and her second start of the season vs. North Carolina on 1/28
 - Set Louisville-high in points and posted a near double-double with 21 points and nine rebounds vs. Miami
 - Recorded a double-double with 10 points and 10 rebounds in 17 minutes in a win vs. Florida State on 1/17
 - Led the team with seven rebounds, in addition to six points vs. Boston College on 1/14
 - Recorded 10 points and eight rebounds in her first start of the season vs. Clemson on 1/10
 - Posted 14 points on 5-6 from the field in a home win vs. Bellarmine on 1/2
 - Scored 12 points on 6-8 shooting in a home win vs. NKU on 1/1
 - Recorded three blocked shots in 17 minutes at Duke on 12/9
 - Scored seven points and grabbed seven rebounds in 15 minutes vs. UTM on 12/6
 - Scored 12 points on 6-6 shooting while adding four rebounds in just nine minutes vs. DePaul on 12/4
 - Recorded six points and eight rebounds in 22 minutes vs. ECU on 11/29
- Sophomore Year (2019-2020)**
 - Played in all 32 games with four starts, averaging 4.4 points, 3.6 rebounds, while shooting 49.6 percent from the floor
 - Six points and nine rebounds in 25 minutes vs. Syracuse
 - Had a team-high seven rebounds, while adding six points against Notre Dame on 2/16
 - Seven points on 3-4 shooting and recorded a season-high three blocks at Notre Dame
 - Eight points on 4-4 shooting and two blocks at North Carolina
 - Nine points on 4-5 shooting, while adding five rebounds at Miami
 - 15 points on 6-7 shooting against Boise State
 - In her debut as a Cardinal vs. WKU, had her fifth career double-double with team-high 13 rebounds, while adding 10 points
- Georgia Tech - Freshman Year (2018-19)**
 - Named to the All-ACC Freshman team and three times was named ACC Freshman of the Week
 - Started all 30 games for the Yellow Jackets and was second on the team and first among ACC freshmen in rebounding with 6.4 per game
 - She ranked third on the team in scoring with 11.0 points per game
 - Seven times she led the team in scoring and six times led the team in rebounds
 - She scored in double figures 19 times and had three 20-plus point scoring games
 - She finished the year with 192 rebounds, which ranks fourth all-time among freshmen in Georgia Tech history
 - Recorded her first career double-double in just her third game with 13 points and 10 rebounds vs. Western Carolina
 - She finished with four double-doubles on the season and against Duke on Jan. 10, she recorded her fourth double-double of the year with a career-high 22 points to go with a personal-best 17 rebounds
- Personal**
 - Born on Sept. 29, 2000
 - Daughter of Richard & Elizabeth Dixon; has three brothers - Richard, David, Josh, and one sister - Kim
 - Majoring in business

LIZ DIXON CAREER STATISTICS																				
			Total		3-Point		F-Throws		Rebounds										Scoring	
Season	gp-gs	min/avg	fg-fga	pct	fg-fga	pct	ft-fa	pct	off	def	tot	avg	pf	fo	ast	to	blk	stl	pts	avg
2018-19*	30-30	768/25.6	130-254	.512	0-0	.000	70-98	.714	103	89	192	6.4	78	4	25	77	33	18	330	11.0
2019-20	32-4	461/14.4	56-113	.496	0-1	.000	29-45	.644	61	54	115	3.6	53	0	9	32	21	8	141	4.4
2020-21	30-7	558/18.6	97-172	.564	0-0	.000	35-47	.745	68	94	162	5.4	61	0	13	29	34	12	229	7.6
2021-22	6-0	89/14.8	19-32	.594	0-0	.000	5-8	.625	8	13	21	3.5	12	0	4	5	3	1	43	7.2
TOTAL	68-11	1108/16.3	172-317	.543	0-1	.000	69-100	.690	137	161	298	4.4	126	0	26	66	58	21	413	6.1
All*	98-41	1876/19.1	302-571	.529	0-1	.000	139-198	.702	240	250	490	5.0	204	4	51	143	91	39	743	7.6
* at Georgia Tech																				

* at Georgia Tech



23 CHELSIE HALL

Guard | 5-7 | Graduate

Boca Raton, Fla. | Vanderbilt / Seffner Christian

SEASON HIGHS	CAREER HIGHS	MISC STATS	Season	Career
Points..... 12 vs. Arizona (11/12/21)	Points 26 vs. Belmont (12/21/17)*	Double-Doubles.....	0	1
Reb 6 vs. UT Martin (11/17/21)	Reb 8, 3x (latest) at Washington (12/21/19)*	10-Plus Points	1	1/56
Asst..... 4 at Washington (11/20/21)	Asst. 10 vs. Tennessee State (11/21/18)*	20-Plus Points	9	9
Blocks.....	Blocks 2 at Georgia (1/9/20)*	30-Plus Points	0	0
Steals 3 vs. Bellarmine (11/16/21)	Steals 5 vs. UK (1/15/18)*, at Alabama (1/26/20)*	Team-High Points.....	17	17
FGM 4 at Colorado State (11/28/21)	FGM 10 vs. Ball State (11/20/17)*	10-Plus Rebounds	0	0
FGA 9 vs. Arizona (11/12/21), at CSU (11/28/21)	FGA..... 20 vs. Tennessee State (11/21/18)*	Team-High Rebounds	0	5
3FGM..... 1, 3x, Lates at CSU (11/28/21)	3FGM 2, 11x (latest) vs. Auburn (3/4/20)*	10-Plus Assists.....	0	1
3FGA 3 vs. Arizona (11/12/21), at CSU (11/28/21)	3FGA 6 vs. Eastern Kentucky (12/15/19)*	Team-High Assists	3	3/43
FT 7 vs. Arizona (11/12/21)	FT 12 at Middle Tennessee (11/9/18)*			
FTA..... 7 vs. Arizona (11/12/21)	FTA..... 14 at MTSU (11/9/18)*, at Tenn (1/7/18)*			
Minutes..... 35 vs. Arizona (11/12/21)	Minutes..... 42 vs. Washington (12/21/19)*			

*At Vanderbilt

2021-22 GAME-BY-GAME													
Opponent	Min	FG-A	3PT-A	FTA	O-D-T	PF	AST	TO	BLK	STL	PTS	AVG	
vs. Arizona*	35	2-9	1-3	7-7	1-3-4	2	3	3	0	2	12	12.0	
BELLARMINE*	19	2-7	0-1	0-0	2-0-2	0	3	0	0	3	4	8.0	
UT MARTIN*	19	0-4	0-1	0-0	0-6-6	3	3	1	0	2	0	5.3	
at Washington*	22	1-2	0-0	0-0	0-4-4	2	4	1	0	0	2	4.5	
at Cal Poly*	18	3-5	1-2	0-0	2-3-5	0	1	1	0	1	7	5.0	
at Colorado St*	17	4-9	1-3	0-0	1-2-3	4	1	0	0	0	9	5.7	
MICHIGAN													
BELMONT													
KENTUCKY													
EKU													
vs. UConn													
BC													
at Georgia Tech													
PITT													
at Miami													
SYRACUSE													
at BC													
at NC ST													
WAKE FOREST													
FSU													
DUKE													
at Clemson													
at Syracuse													
VIRGINIA													
NOTRE DAME													
at UNC													
VIRGINIA TECH													
at Pitt													
at Notre Dame													

- Louisville - Graduate (2021-2022)
- Scored 10 of her 12 points in the third quarter, adding four rebounds and three assists in UofL debut vs. Arizona on 11/12.
- Vanderbilt - Senior Year (2020-2021)
- Started all eight games of the shortened season
 - Reached 1,000 career points against Alabama (Jan. 10)
 - Led the team in free throw percentage (.824), three-point field goal percentage (83.3), assists (30) and total minutes played (267)
 - Shot 45-of-91 (49.5) from the field, which put her second on the team in field goal percentage
 - Her 49.5 field goal percentage also ranked 11th in the conference at the time Vanderbilt discontinued its season
 - Shot 82.4 percent from the free throw line, which was tops in the SEC when Vanderbilt's season ended
 - Recorded three or more assists in five of eight games
 - Second in team scoring with 15.4 points per game and averaged 4.8 rebounds per game
 - Had a season-high 24 points in the finale at No. 12 Kentucky (Jan. 17)
 - Flirted with a triple-double against VCU with 11 points, nine assists and seven rebounds
- Vanderbilt - Junior Year (2019-2020)
- SEC Community Service team
 - SEC Academic honor roll
 - Started all 30 games
 - Led the team in free throw percentage (.813), assists (117) and minutes (972)
 - Ranked eighth in SEC in assists and assists per game (3.9)
 - Recorded five or more assists in nine games
 - Finished with 319 points (10.6/game), 124 rebounds and 49 steals
 - Reached double-figures in 18 games, including two 20-point games
 - Season-high eight rebounds, nine assists and 42 minutes in overtime win at Washington (Dec. 21)
 - Season-high 21 points in a win over Ole Miss (Feb. 9)
- Vanderbilt - Sophomore Year (2018-2019)
- Saw action in 23 games with 15 starts
 - Missed six games due to injury
 - Collected a team second-best 75 assists on the season
 - Netted double-figures 11 times
 - Season-best 23 points at Middle Tennessee (Nov. 9)
 - Season-high 10 assists against Tennessee State (Nov. 21)
- Vanderbilt - Freshman Year (2017-2018)
- SEC All-Freshman team
 - 31 starts, averaging 11.9 points per game and 3.5 rebounds per game
 - Averaged 11.1 points per game in SEC play
 - Ranked third among SEC freshmen in scoring
 - 19 games in double figures, including three games with 20+ points
 - Season-best five steals against Kentucky (Jan. 15)
 - Season-best eight rebounds against Tennessee
- High School
- Three-year starter for Seffner Christian in Tampa, Fla.
 - First team All-State selection as junior and senior
 - Averaged 18.6 points per game and 5.8 rebounds per game as a senior
 - Helped Seffner Christian to 29-2 overall record and an appearance in Florida 3A state championship
 - Averaged 15.0 points/game, 4.4 assists/game and 4.0 rebounds/game, contributed to squad that made state 3A Final Four...
 - Three-year starter on high school varsity squads beginning in seventh grade prior to moving to Tampa
 - President's Honor Roll recipient

CHELSIE HALL CAREER STATISTICS																					
			Total		3-Point		F-Throws		Rebounds											Scoring	
Season	gp-gs	min/avg	fg-fga	pct	fg-fga	pct	ft-fta	pct	off	def	tot	avg	pf	fo	ast	to	blk	stl	pts	avg	
2017-18*	31-31	917/29.6	143-310	.461	14-43	.326	70-100	.700	21	86	107	3.5	69	1	95	106	0	33	370	11.9	
2018-19*	23-15	577/25.1	82-212	.387	12-38	.316	51-73	.699	16	38	54	2.3	43	1	75	62	2	19	227	9.9	
2019-20*	30-30	972/32.4	122-320	.381	23-76	.303	52-64	.813	21	103	124	4.1	68	0	117	80	5	49	319	10.6	
2020-21*	8-8	267/33.4	45-91	.495	5-6	.833	28-34	.824	6	32	38	4.8	22	0	30	25	0	12	123	15.4	
2021-22	6-6	128/21.3	12-36	.333	3-10	.300	7-7	1.000	6	18	24	4.0	11	0	15	6	0	8	34	5.7	
TOTAL	6-6	128/21.3	12-36	.333	3-10	.300	7-7	1.000	6	18	24	4.0	11	0	15	6	0	8	34	5.7	
All*	98-90	2861/29.2	404-969	.417	57-173	.329	208-278	.748	70	277	347	3.5	213	2	332	279	7	121	1073	10.9	



44 OLIVIA COCHRAN

Forward | 6-3 | Sophomore
Columbus, Ga. | Carver

SEASON HIGHS		CAREER HIGHS		MISC STATS		Season	Career
Points.....	8 at Washington (11/20/21)	Points.....	19 vs. DePaul (12/4/20)	Double-Doubles.....		0	4
Reb.....	7 vs. UTM (11/17/21), at Cal Poly (11/23/21)	Reb.....	15 vs. Northwestern (3/24/21)	10-Plus Points		0	15
Asst.....	6 at Colorado State (11/28/21)	Asst.....	6 at Colorado State (11/28/21)	20-Plus Points		0	0
Blocks.....	2 vs. UT Martin (11/17/21)	Blocks.....	3 vs. Clemson (1/10/21)	30-Plus Points		0	0
Steals.....	2 at Colorado State (11/28/21)	Steals.....	2 vs. Belarmine (1/22/1), vs. Syracuse (1/21/21)	Team-High Points.....		0	3
FGM.....	4 at Washington (11/20/21)	FGM.....	8 vs. DePaul (12/4/20)	10-Plus Rebounds.....		0	7
FGA.....	8 vs. Arizona (11/12/21), at Wash (11/20/21)	FGA.....	11 vs. GT (2/11/21)	Team-High Rebounds		1	16
3FGM.....		3FGM.....	1 vs. UNC (1/28/21)	10-Plus Assists.....		0	0
3FGA.....		3FGA.....	2 vs. UNC (1/28/21), at FSU (2/21/21)	Team-High Assists		1	1
FT.....	5 at Colorado State (11/28/21)	FT.....	9 at SEMO (11/25/20)				
FTA.....	6 at Colorado State (11/28/21)	FTA.....	10 at SEMO (11/25/20)				
Minutes.....	27 vs. Arizona (11/12/21)	Minutes.....	33 vs. NC State (2/1/21)				

2021-22 GAME-BY-GAME																
Opponent	Min	FG-A	3PT-A	FT-A	O-D-T	PF	AST	TO	BLK	STL	PTS	AVG				
vs. Arizona*	27	3-8	0-0	1-3	4-0-4	2	0	6	1	1	7	7.0				
BELLARMINE*	18	2-5	0-0	0-0	4-1-5	1	1	1	1	1	4	5.5				
UT MARTIN*	19	3-7	0-0	0-0	1-6-7	1	1	1	2	1	6	5.7				
at Washington*	17	4-8	0-0	0-0	1-2-3	2	0	3	0	1	8	6.3				
at Cal Poly*	20	2-4	0-0	1-1	2-5-7	0	2	3	1	1	5	6.0				
at Colorado St*	24	0-2	0-0	5-6	0-2-2	1	6	0	0	2	5	5.8				
MICHIGAN																
BELMONT																
KENTUCKY																
EKU																
vs. UConn																
BC																
at Georgia Tech																
PITT																
at Miami																
SYRACUSE																
at BC																
at NC ST																
WAKE FOREST																
FSU																
DUKE																
at Clemson																
at Syracuse																
VIRGINIA																
NOTRE DAME																
at UNC																
VIRGINIA TECH																
at Pitt																
at Notre Dame																

- Sophomore Year (2021-22)**
- Recorded a career-high 6 assists while committing zero turnovers in win at Colorado State
 - Named to Katrina McClain Award Watch List
- Freshman Year (2020-21)**
- Played in 29 games with 25 starts, leading the team with 6.9 rebounds per game. Averaged 20.9 minutes, 9.9 points and 0.8 blocks. Shot 54.4 percent from the floor and 63-81 (.778) from the free throw line
 - Named to the 2020-21 ACC All-Freshman Team
 - Ranked in top five among ACC freshmen in points per game, blocks, rebounds and free throws made/attempted
 - In ACC games, ranked 12th in league with 5.0 defensive rebounds per game and 6.7 total rebounds per game, while ranking 14th with 1.1 blocks per game
 - Five double-doubles on the season with 13 points and 15 rebounds vs. Northwestern, 10 points and 10 rebounds vs. Syracuse, 19 points and 10 rebounds vs. DePaul, 11 points and 12 rebounds at Duke and 10 points and 11 rebounds at WF. She is the first UofL freshman with five double-doubles in a season since Angel McCoughtry in 2005-06
 - Scored in double figures in 15 of 29 games and recorded double figure rebounds seven times
 - Recorded at least one block in 18 of 29 games
 - Recorded her fifth double-double of the season with 13 points and a season-high 15 rebounds in the second round of the NCAA Tourney vs. Northwestern. Her 15 rebounds are tied for second most ever by a UofL player in NCAA Tournament game
 - Posted her fourth double-double of the season with 10 points and 10 rebounds vs. Syracuse in the ACC Semifinals on 3/6
 - Recorded eight points, five rebounds and two blocks at Notre Dame on 2/28
 - Returned to the starting lineup, contributing 12 points and a team-high nine rebounds at Florida State on 2/21
 - One of four players in double-figures, recording 13 points, six rebounds and one block vs. Georgia Tech on 2/11
 - Recorded a team-high 11 rebounds in a win vs. Notre Dame on 2/7
 - Posted eight points and nine rebounds in a career-high 33 minutes vs. NC State on 2/1
 - Converted on her first seven shots from the field, recording a team-high 17 points and seven rebounds in 30 minutes vs. North Carolina on 1/28
 - Posted her third career double-double with 10 points and 11 rebounds in 28 minutes at Wake Forest on 1/24
 - Recorded 18 points and a team-high seven rebounds vs. Boston College on 1/14
 - Recorded a season-high three blocks and a team-high nine rebounds vs. Clemson on 1/10
 - Scored a team-high 15 points on a perfect 7-7 shooting vs. Bellarmine on 1/2
 - Recorded a double-double with 11 points and a team-high 12 rebounds in a win over Duke on 12/9
 - Scored seven points and grabbed a team-high 10 rebounds in 19 minutes vs. UTM on 12/6
 - Recorded her first career double-double with 19 points and 10 rebounds, while shooting 8-9 from floor, vs. DePaul on 12/4
 - Recorded a team-high 17 points and eight rebounds, while shooting 9-10 from the free throw line, in only 18 minutes in collegiate debut at SEMO on 11/25
- High School**
- Named a 2020 McDonald's All-American
 - Named 2020 Jersey Mike's Naismith National High School All-American honorable mention
 - Came to Louisville as the No. 18-ranked player in the class of 2020, according to espnW HoopGurlz
 - The five-star prospect is tabbed as the fourth-best player at the forward position
 - Prospects Nation ranked her No. 10 overall and as the third-best forward, while she is ranked No. 26 by PASS Scouting Service
 - Competed alongside Hailey Van Lith in leading the USA to gold at the 2019 FIBA 3x3 U18 World Cup in Ulaanbaatar, Mongolia and scored 41 points, which ranked fourth among all competitors in the 20-team field
 - Named a first team Class 4-A All-State selection by the Atlanta Journal Constitution in 2018 and 2019, while being named honorable mention as a freshman in 2017
 - Was also named Georgia Class 4A All-State in 2018 and 2019
 - Was named Ledger-Enquirer All-Bi-City Player of the Year in 2019, while also being named to the first team in 2018 and 2019 and the second team in 2017
 - As a junior, she led Carver to their first ever Class 4-A state title. She averaged 26.0 points, 16.0 rebounds and eight blocked shots a game. She had 15 points and 11 rebounds in the state title game to cap a 32-0 season
 - Named to the 2020 Naismith Trophy Girls High School Player of the Year Preseason Watch List

Personal

- Born on November 13, 2001
- Her mother, Tara Williams, was a second-team All-SEC guard as a senior at Auburn in 1997 and played two seasons in the WNBA. Her father, Antonio Cochran, was a defensive lineman at Georgia and was a fourth round pick in the 1999 NFL Draft by the Seattle Seahawks. He played five seasons for Seattle and one season for the Arizona Cardinals
- Majoring in sports administration, minoring in communications

OLIVIA COCHRAN CAREER STATISTICS																				
Season			Total		3-Point		F-Throws		Rebounds										Scoring	
	gp-gs	min/avg	fg-fga	pct	fg-fga	pct	ft-fta	pct	off	def	tot	avg	pf	fo	ast	to	blk	stl	pts	avg
2020-21	29-25	607/20.9	111-204	.544	1-7	.143	63-81	.778	60	140	200	6.9	64	0	20	48	24	12	286	9.9
2021-22	6-6	126/21.0	14-34	.412	0-0	.000	7-10	.700	12	16	28	4.7	7	0	10	14	5	7	35	5.8
TOTAL	35-31	733/20.9	125-238	.525	1-7	.143	70-91	.769	72	156	228	6.5	71	0	30	62	29	19	321	9.2



45 SYDNI SCHETNAN

Forward | 6-5 | Freshman
Sioux Falls, S.D. | Washington HS

SEASON HIGHS	MISC STATS	Season	Career
Points.....	Double-Doubles.....		
Reb 2 vs. UT Martin (11/17/21)	10-Plus Points		
Asst.....	20-Plus Points		
Blocks.....	30-Plus Points		
Steals 1 vs. Bellarmine (11/16/21)	Team-High Points.....		
FGM	10-Plus Rebounds		
FGA 1 at Colorado State (11/28/21)	Team-High Rebounds		
3FGM.....	10-Plus Assists.....		
3FGA	Team-High Assists		
FT			
FTA.....			
Minutes..... 8 vs. Bellarmine (11/16/21)			

2021-22 GAME-BY-GAME													
Opponent	Min	FG-A	3PT-A	FT-A	O-D-T	PF	AST	TO	BLK	STL	PTS	AVG	
vs. Arizona					DNP								
BELLARMINE	8	0-0	0-0	0-0	0-1-1	0	0	0	0	1	0	0.0	
UT MARTIN	3	0-0	0-0	0-0	0-2-2	0	0	0	0	0	0	0.0	
at Washington					DNP								
at Cal Poly	6	0-0	0-0	0-0	0-1-1	2	0	0	0	0	0	0-0	
at Colorado St	4	0-1	0-0	0-0	0-0-0	0	0	0	0	0	0	0.0	
MICHIGAN													
BELMONT													
KENTUCKY													
EKU													
vs. UConn													
BC													
at Georgia Tech													
PITT													
at Miami													
SYRACUSE													
at BC													
at NC ST													
WAKE FOREST													
FSU													
DUKE													
at Clemson													
at Syracuse													
VIRGINIA													
NOTRE DAME													
at UNC													
VIRGINIA TECH													
at Pitt													
at Notre Dame													

- High School
- Ranked as No. 69 prospect by Collegiate Girls Basketball Report and No. 101 by PASS. Ranked as a three-star prospect and the 10th best post player by ESPNW Hoop Guriz. Listed as a four-star prospect by Prospects Nation and the 11th best post player
 - Averaged 16.1 points, 9.2 rebounds, 4.5 blocks per game while shooting 57.6% from floor as a senior
 - Helped lead Washington to 20-2 record in 2020-21, Class AA State Champions and Metro-Conference Champions
 - Set a school record for blocks in a season with 81 as a senior and set career record with 186
 - Named 2021 Class AA All-State First Team, 2021 USA South Dakota Female Basketball Player of the Year, 2021 Class AA Player of the Year, 2021 Argus Leader First-Five Team Member, 2021 Midco Sports Class AA Player of the Year, 2021 Metro All-Conference First Team
 - Earned First Team Class AA All-State honors in 2020 after averaging 12.8 points and 8.3 rebounds, while shooting 48 percent from the floor. She blocked an impressive 75 shots in just 20 games, good for 3.8 blocks per game
 - In 2020, helped lead Washington to a 12-8 record and a spot in the Class AA state basketball tournament. She had 24 points, eight rebounds, three steals, two blocks, and an assist in a 65-48 win over No. 11 Mitchell in the state playoffs before the cancellation of tournament
 - Named 2020 Class AA All-State First Team Volleyball
 - Plans to play both basketball and volleyball at the University of Louisville
- Personal
- Born on December 12, 2002
 - Daughter of Thad and Kim, has one sister Jadyn
 - Major is undecided
 - Comes from a super-athletic family as her father ran cross country at North Dakota and her mother played basketball at South Dakota State and then ended her career at the University of South Dakota-Sioux Falls
 - Her Aunt JoElle (Byre) Benson played at South Dakota State University and is in the SD High School Hall of Fame and Washington High School Hall of Fame along with her 1980 Basketball Team. She was also Miss Basketball
 - Grandpa Elton Byre played at Dakota Wesleyan University where we ended with numerous records and is the Dakota Wesleyan Hall of Fame and South Dakota BB Hall of Fame.
 - She has a cousin that plays football at Iowa, two cousins that played volleyball at SDSU

SYDNI SCHETNAN CAREER STATISTICS																				
			Total		3-Point		F-Throws		Rebounds										Scoring	
Season	gp-gs	min/avg	fg-fga	pct	fg-fga	pct	ft-fa	pct	off	def	tot	avg	pf	fo	ast	to	blk	stl	pts	avg
2021-22	4-0	21/5.3	0-1	.000	0-0	.000	0-0	.000	0	4	4	1.0	2	0	0	0	0	1	0	0.0
TOTAL	4-0	21/5.3	0-1	.000	0-0	.000	0-0	.000	0	4	4	1.0	2	0	0	0	0	1	0	0.0

2021-22 LOUISVILLE CARDINALS BASKETBALL

GAME 7: LOUISVILLE vs. MICHIGAN | DEC. 2, 2021



Official Basketball Box Score - Final
Louisville at Arizona
11/16/21 Sanford Pentagon, Sioux Falls, SD
2021-22 Women's Basketball

Game Time: 3:30 PM
Game Duration: 2:15
Attendance: 2,345

Officials: Maj Forsberg, Katie Lukanich, Roy Gubayan

Louisville - 59				Record: 0-1									
NO.	Name	Min	FG M-A	3P M-A	FT M-A	Rebounds OR DR TOT	Fouls PF FD	TP	AS	TO	ST	Blocks BS BA	+/-
44	Olivia Cochran	F 27:23	3-8	0-0	1-3	4 0 4	2 3	7	0	6	1	1 1	-6
10	Hailey Van Lith	G 36:37	4-14	0-4	11-12	2 5 7	3 8	19	0	3	0	0 1	-1
14	Kianna Smith	G 29:30	3-9	1-3	0-0	0 3 3	0 0	7	0	0	0	0 0	3
21	Emily Engstler	G 19:33	1-7	0-1	0-0	1 7 8	3 0	2	0	2	0	0 1	-9
23	Chelsea Hall	G 35:04	2-9	1-3	7-7	1 3 4	2 6	12	3	3	2	0 1	-6
22	Liz Dixon	14:53	1-4	0-0	0-0	0 2 2	3 0	2	0	1	0	0 1	-1
5	Mykasa Robinson	32:33	1-2	0-0	2-4	2 2 4	1 2	4	3	1	1	0 1	3
2	Ahlana Smith	10:21	0-1	0-0	2-2	1 0 1	1 1	2	0	0	0	1 0	5
11	Norika Konno	10:34	0-1	0-0	2-2	1 1 2	0 1	2	0	0	0	0 0	5
12	Payton Verhulst	03:46	1-1	0-0	0-0	0 0 0	0 0	2	0	0	0	0 0	-5
13	Merisiah Russell	04:46	0-0	0-0	0-0	0 1 1	0 0	0	0	0	0	0 0	-2
Team						2 2 4			0	1			
Totals			16-56	2-11	25-30	14 26 40	15 21	59	6	17	4	2 6	-2
Technical Fouls: NONE													

Arizona - 61										Record: 2-0			
NO. Name	Min	FG M-A	3P M-A	FT M-A	Rebounds OR DR TOT	Fouls PF FD	TP	AS	TO	ST	Blocks BS BA	+/-	
14 Sam Thomas	F 23:05	0-3	0-2	0-0	0 3 3	5 0	0	5	1	0	1 1	1	
25 Cate Reese	F 33:25	6-12	3-5	6-6	1 4 5	2 6	21	0	3	1	0 0	-2	
32 Furre Ware	F 28:02	4-7	0-1	0-1	3 7 10	3 1	6	0	2	1	3 0	4	
1 Shaina Pellington	G 32:32	2-10	0-0	5-6	1 3 4	3 5	9	4	4	2	0 0	-2	
23 Bendu Yeany	G 31:16	5-17	1-6	1-1	2 2 4	4 1	12	1	2	1	0 1	4	
13 Helena Pueyo	20:20	1-2	1-2	0-0	0 2 2	1 0	3	5	1	0	0 0	-1	
3 Taylor Chavez	24:22	0-4	0-3	0-0	0 0 0	3 2	0	1	2	0	0 0	8	
22 Ariyah Copeland	22:15	4-4	0-0	0-0	4 5 9	0 0	8	0	0	1	2 0	-1	
4 Madison Conner	01:27	0-0	0-0	0-0	0 0 0	0 0	0	0	0	0	0 0	1	
5 Koi Love	08:16	0-1	0-0	0-0	0 0 0	0 0	0	0	1	1	0 0	-10	
Team					2 2 4								
Totals		22-60	5-19	12-14	13 28 41	21 15	61	16	17	7	6 2	-2	
Technical Fouls: NONE													

UL		UA		Points from	UL	UA	Period by Period Scoring					
Biggest lead	4 (1 st 8:13)	7 (2 nd 3:18)		Turnovers	13	9	1st	2nd	3rd	4th	OT	TOT
Best Scoring Run	5 (4 th 9:10)	7 (2 nd 8:18)		Paint	24	24						
Lead Changes	9			Second Chance	12	7	UL	9	13	18	14	5 59
Times Tied	11			Fast Breaks	15	4	UA	8	17	16	13	7 61
Time with Lead	14:40	25:31		Bench	12	11						



Official Basketball Box Score - Final
UT Martin at Louisville
11/17/21 KFC Yum! Center, Louisville
2021-22 Women's Basketball

Game Time: 7:02 PM
Game Duration: 1:40
Attendance: 6,809

Officials: Eric Brevton, Katie Lukanich, Linda Mies

UT Martin - 30		Record: 2-2										
NO. Name	Min	FG M-A	3P M-A	FT M-A	Rebounds OR DR TOT	Fouls PF FD	TP	AS	TO	ST	Blocks BS BA	+/-
34 Holly Forbes	F 31:22	2-13	0-3	2-4	2 7 9	4 4	6	2	3	4	0	-20
5 Seygan Robins	G 30:01	2-7	0-3	0-0	0 0 0	3 0	4	1	3	0	0	-18
23 Hayley Harrison	G 31:34	2-6	1-2	1-1	0 1 1	2 4	6	0	3	1	0	-25
31 Kyannah Grant	G 34:05	0-3	0-2	2-2	0 3 3	0 1	2	3	2	0	0	-25
35 Paige Pipkin	G 35:09	5-9	1-5	1-1	1 4 5	2 6	12	0	2	1	0	-28
25 Shanice Simpson-Whiteley	11:47	0-1	0-0	0-0	0 3 3	1 0	0	0	0	0	0	-14
0 Emma Davis	14:12	0-1	0-1	0-0	0 2 2	0 1	0	0	0	0	0	-17
10 Raegan Johnson	02:10	0-0	0-0	0-0	0 0 0	0 0	0	0	0	0	0	-2
12 Mia Hurst	02:10	0-0	0-0	0-0	0 1 1	0 0	0	0	0	0	0	-2
32 Gabi Melby	07:30	0-0	0-0	0-0	0 0 0	1 0	0	0	0	0	0	-9
Team					0 0 0			0	5			
Totals		11-40	2-16	6-8	4 20 24	13 16	30	6	18	6	0 7	-32
Technical Fouls: NONE												

Louisville - 62													Record: 2-1	
NO. Name	Min	FG M-A	3P M-A	FT M-A	Rebounds OR DR TOT	Fouls PF FD	TP	AS	TO	ST	Blocks BS BA	+/-		
44 Olivia Cochran	F 18:43	3-7	0-0	0-0	1 6 7	1 0	6	1	1	1	2 0	21		
10 Hailey Van Lith	G 25:34	1-4	0-1	0-2	1 0 1	0 1	2	3	1	0	1 0	25		
14 Kianna Smith	G 20:10	4-7	2-3	0-0	2 2 4	0 0	10	3	1	1	0 0	27		
21 Emily Engstler	G 21:08	7-9	4-4	2-2	0 2 2	1 2	20	0	1	2	1 0	25		
23 Chelsea Hall	G 18:35	0-4	0-1	0-0	0 6 6	3 1	0	3	1	2	0 0	25		
22 Liz Dixon	13:05	2-5	0-0	2-3	2 2 4	4 4	6	0	1	0	2 0	7		
5 Mykasa Robinson	16:23	1-2	0-0	2-2	1 2 3	3 1	4	1	1	0	0 0	3		
11 Norika Konno	14:26	1-2	0-0	0-0	1 1 2	2 0	2	2	1	0	0 0	3		
12 Payton Verhulst	18:52	1-5	0-1	0-0	1 2 3	1 1	2	3	2	1	0 0	7		
2 Ahlana Smith	16:01	1-3	0-1	0-0	0 1 1	0 0	2	1	0	0	1 0	9		
13 Merisiah Russell	08:12	0-0	0-0	2-2	1 0 1	0 1	2	0	1	0	0 0	4		
0 Ramani Parker	05:24	2-4	1-2	1-1	0 0 0	1 1	6	0	0	0	0 0	2		
45 Sydri Schetnan	03:27	0-0	0-0	0-0	0 2 2	0 1	0	0	0	0	0 0	2		
Team					0 0 0			0	0					
Totals		23-52	7-13	9-12	10 26 36	16 13	62	17	11	8	7 0	32		
Technical Fouls: NONE														

UTM		LOU		Points from	UTM	LOU	Period by Period Scoring					
Biggest lead	0 (1 st 10:00)	33 (4 th 4:24)		Turnovers	8	23	1st	2nd	3rd	4th	OT	TOT
Best Scoring Run	5 (1 st 5:54)	10 (1 st 6:48)		Paint	18	26						
Lead Changes	0			Second Chance	2	8	UTM	5	6	11	8 30	
Times Tied	0			Fast Breaks	0	6						
Time with Lead	00:00	39:41		Bench	0	24	LOU	18	14	16	14 62	



Official Basketball Box Score - Final
Bellarmine at Louisville
11/16/21 KFC Yum! Center, Louisville, KY
2021-22 Women's Basketball

Game Time: 7:02 PM
Game Duration: 1:42
Attendance: 7,014

Officials: Mark Resch, Erika Herriman, Bobby Ray

Bellarmine - 25				Record: 0-2									
NO. Name	Min	FG M-A	3P M-A	FT M-A	Rebounds OR DR TOT	Fouls PF FD	TP	AS	TO	ST	Blocks BS BA	+/-	
23 Lauren Deel	F 25:32	1-8	0-1	2-2	1 6 7	0 5	4	0	2	1	0 0	-35	
42 Sheniqua Coatsney	F 15:30	0-1	0-0	0-0	0 3 3	3 0	0	0	2	2	0 0	-20	
3 Jaela Johnson	G 25:40	1-12	0-3	0-0	1 0 1	1 2	2	1	7	1	0 2	-42	
15 Claire Knies	G 21:31	1-11	0-4	0-0	1 1 2	3 0	2	0	2	1	0 2	-26	
22 Kathleen Scott	G 16:33	1-2	0-0	4-4	0 0 0	0 3	6	0	4	0	0 0	-21	
13 Presley Brown	18:28	1-1	1-1	0-0	0 1 1	0 0	3	1	2	0	0 0	-25	
14 Lucy Robertson	14:30	1-1	0-0	0-0	2 1 3	1 0	2	0	3	0	0 0	-26	
0 Bailee Harney	07:26	0-1	0-0	0-0	0 0 0	0 0	0	0	1	1	0 0	-11	
24 Mackenzie Keelin	20:16	1-3	1-3	1-2	2 1 3	2 2	4	0	5	0	0 0	-33	
12 Anzley Adwell	25:16	0-7	0-0	2-4	1 1 2	1 2	2	0	0	0	0 1	-36	
10 Haley Stoklosa	09:18	0-0	0-0	0-0	0 0 0	1 0	0	0	0	0	0 0	-10	
Team					2 0 2			0	1				
Totals		7-47	2-12	9-12	10 14 24	15 14	25	3	29	5	0 5	-57	
Technical Fouls: NONE													
Shooting By Period													
		1st FG%		3-10		30.0%							
		2nd FG%		3-21		66.7%							
		3rd FG%		2-12		100%							
		4th FG%		2-14		14.3%							
		1st FT%		0-0		0.0%							
		2nd FT%		0-0		0.0%							
		3rd FT%		1-10		10.0%							
		4th FT%		0-2		0.0%							
		3PT%		2-4		50%							
		1st FG%		1-13		7.7%							
		2nd FG%		0-4		0.0%							
		3rd FG%		5-6		83.3%							
		4th FG%		7-47		14.9%							
		1st FT%		2-12		16.7%							
		2nd FT%		9-12		75.0%							

Louisville - 82													Record: 1-1		Dead Ball Rebounds: 1-0			
NO. Name	Min	FG		3P		FT		Rebounds		Fouls		TP	AS	TO	ST	Blocks		+/-
		M	A	M	A	M	A	OR	DR	PF	FD					BS	BA	
44 Olivia Cochran	F 17:53	2-5	0-0	0-0	0-0	4	1	5	1	1	4	1	1	1	1	1	0	22
10 Hailey Van Lith	G 21:54	5-10	1-6	0-1	1	2	3	0	3	11	0	3	1	0	0	0	32	
14 Kianna Smith	G 16:49	4-10	1-6	0-0	1	2	3	1	1	9	2	2	0	1	0	0	30	
21 Emily Engstler	G 19:09	5-8	2-2	0-0	6	8	14	2	3	12	3	2	4	3	0	3	28	
23 Chelsea Hall	G 19:21	2-7	0-1	0-0	2	0	2	0	0	4	3	0	3	0	0	0	26	
5 Mykasa Robinson	16:10	2-3	0-0	0-2	1	5	6	0	2	4	3	3	2	0	0	0	24	
22 Liz Dixon	14:34	2-5	0-0	0-0	2	2	4	2	2	0	2	2	1	0	0	0	24	
11 Norika Konno	19:27	5-8	1-3	0-0	0	2	2	0	1	11	2	1	2	1	0	0	31	
2 Ahlana Smith	16:02	5-9	0-3	0-0	0	3	3	2	1	10	1	1	1	1	0	0	23	
12 Payton Verhulst	17:31	2-2	0-0	3-4	2	3	5	1	2	7	4	3	0	0	0	0	24	
13 Merisiah Russell	08:13	1-1	0-0	0-0	2	2	4	2	0	2	0	3	0	0	0	0	13	
45 Sydri Schetnan	07:33	0-0	0-0	0-0	0	1	1	0	0	0	0	0	0	1	0	0	11	
0 Ramani Parker	05:24	2-2	0-0	0-0	0	1	1	1	0	4	0	0	0	0	0	0	7	
Team					1	1	2			0	0							
Totals		37-70	5-21	3-7	22	32	54	14	15	82	21	20	15	5	0	5	57	
Technical Fouls: NONE													Dead Ball Rebounds: 1-0					



Official Basketball Box Score - Final
Louisville at Cal Poly
 11/29/21 Moti Athletics Center, San Luis Obispo
 2021-22 Women's Basketball

Game Time: 5:00 PM
 Game Duration: 1:44
 Attendance: 662

Officials: Charles Gonzalez, Kimberly Hobbs, Jen Zylstra

Louisville - 72

Record: 4-1

NO.	Name	Min	FG	3P	FT	Rebounds	Fouls	TP	AS	TO	ST	Blocks	BS	BA	+/-
			M-A	M-A	M-A	OR DR TOT	PF FD								
44	Olivia Cochran	F 20:07	2-4	0-0	1-1	2 5 7	0 2	5	2	3	1	1	0	0	20
10	Hailey Van Lith	G 20:11	4-8	0-4	1-1	2 2 4	0 2	9	3	1	1	0	0	0	18
14	Kianna Smith	G 24:48	4-12	3-6	0-0	0 0 0	1 0	11	4	2	3	0	0	0	21
21	Emily Engstler	G 19:29	3-6	0-3	0-2	0 9 9	3 1	6	1	7	4	3	0	0	17
23	Chelsie Hall	G 18:04	3-5	1-2	0-0	2 3 5	0 0	7	1	1	1	0	0	0	16
22	Liz Dixon	13:13	7-9	0-0	1-1	2 3 5	0 2	15	0	0	0	0	0	0	13
5	Mykasa Robinson	12:18	0-3	0-1	0-0	0 1 1	1 1	0	4	1	2	0	0	0	17
11	Norika Konno	18:22	3-6	1-4	0-0	0 2 2	0 2	7	1	0	0	1	0	0	22
2	Ahlana Smith	13:09	3-4	1-2	0-0	0 1 1	1 0	7	1	1	0	0	0	0	16
12	Payton Verhulst	16:28	0-6	0-3	0-0	1 3 4	0 0	0	2	1	0	1	1	1	17
13	Merissah Russell	11:22	1-2	1-1	0-0	0 2 2	0 0	3	0	1	0	0	0	0	11
0	Ramani Parker	06:40	1-1	0-0	0-0	1 1 2	0 0	2	0	2	0	1	0	0	7
45	Sydni Schetnan	05:49	0-0	0-0	0-0	0 1 1	2 1	0	0	0	0	0	0	0	5
Team						2 4 6		0							
Totals			31-66	7-26	3-5	12 37 49	8 11	72	19	20	12	7	1	40	

Technical Fouls: NONE

Cal Poly - 32

Record: 0-2

NO.	Name	Min	FG	3P	FT	Rebounds	Fouls	TP	AS	TO	ST	Blocks	BS	BA	+/-
			M-A	M-A	M-A	OR DR TOT	PF FD								
25	Kirsty Brown	F 22:06	2-4	0-0	0-0	0 3 3	2 1	4	1	4	2	1	1	1	-21
32	Julia Nielson	F 10:21	1-4	0-1	0-0	1 1 2	1 0	2	0	2	0	0	1	1	-14
13	Maddie Vick	G 16:25	2-6	0-1	0-0	1 4 5	0 0	4	1	6	1	0	0	0	-14
15	Sydney Bourland	G 22:09	0-6	0-1	0-0	0 2 2	2 1	0	1	3	1	0	1	1	-23
33	Maddie Willett	G 20:33	0-6	0-3	0-0	0 1 1	0 0	0	1	1	0	0	0	0	-25
2	Annikah Shah	21:25	2-5	2-4	0-0	0 1 1	0 0	6	0	3	0	0	0	0	-24
24	Zoe Stachowski	09:16	0-3	0-0	0-0	0 1 1	1 0	0	0	1	0	0	0	0	-13
14	Hannah Scanlan	19:32	1-4	0-0	2-2	2 2 4	1 1	4	0	0	0	0	0	0	-19
1	Sarah Dumitrescu	15:43	4-9	0-0	4-7	2 2 4	1 5	12	1	1	1	1	0	1	-4
5	Jazzy Anousinh	13:08	0-2	0-1	0-0	0 1 1	1 0	0	0	0	0	0	0	0	-16
11	Junie Dickson	14:15	0-7	0-5	0-0	1 1 2	1 0	0	2	0	1	0	0	0	-15
3	Lily Svetich	10:43	0-2	0-1	0-0	1 1 2	1 0	0	2	0	2	0	1	1	-10
22	Faith Bergstrom	04:24	0-1	0-0	0-0	1 0 1	0 0	0	0	0	0	0	0	0	-2
Team						3 4 7		0		2					
Totals			12-59	2-17	6-9	12 24 36	11 8	32	9	23	8	1	7	40	

Technical Fouls: NONE

	UL	CP
Biggest lead	40 (4 th 0:17)	4 (1 st 8:23)
Best Scoring Run	12 (1 st 4:22)	5 (4 th 3:04)
Lead Changes	1	
Times Tied	1	
Time with Lead	35:17	02:37
Points from Turnovers	27	8
Paint	30	10
Second Chance	15	2
Fast Breaks	13	4
Bench	34	22
1st	14	20
2nd	20	18
3rd	18	20
4th	7	9
TOT	72	32



Official Basketball Box Score - Final
Louisville at Colorado State
 11/29/21 Mobay Arena, Fort Collins
 2021-22 Women's Basketball

Game Time: 12:00 PM
 Game Duration: 1:31
 Attendance: 1,336

Officials: Brenda Peritoja, Melissa Barlow, Michal Murray

Louisville - 71

Record: 5-1

NO.	Name	Min	FG	3P	FT	Rebounds	Fouls	TP	AS	TO	ST	Blocks	BS	BA	+/-
			M-A	M-A	M-A	OR DR TOT	PF FD								
44	Olivia Cochran	F 23:36	0-2	0-0	5-6	0 2 2	1 3	5	6	0	2	0	0	0	
10	Hailey Van Lith	G 22:06	1-3	0-0	2-2	1 1 2	3 3	4	1	4	1	0	0	0	
14	Kianna Smith	G 20:06	5-7	1-2	0-0	0 2 2	0 0	11	1	0	0	0	0	0	
21	Emily Engstler	G 21:48	4-9	1-1	1-2	0 8 8	1 1	10	1	3	1	2	1	1	
23	Chelsie Hall	G 16:34	4-9	1-3	0-0	1 2 3	4 0	9	1	0	0	0	0	1	
22	Liz Dixon	12:09	1-1	0-0	1-2	1 2 3	3 1	3	0	2	0	1	0	0	
2	Ahlana Smith	15:37	5-7	1-1	0-0	0 0 0	1 0	11	0	2	0	1	0	0	
5	Mykasa Robinson	15:37	4-6	0-0	0-0	2 4 6	1 0	8	0	1	0	0	0	0	
11	Norika Konno	18:12	1-2	0-1	0-0	0 5 5	1 0	2	2	2	0	0	0	0	
13	Merissah Russell	12:05	1-4	0-1	1-1	1 1 2	2 1	3	1	0	0	0	0	0	
12	Payton Verhulst	15:01	2-2	1-1	0-0	1 0 1	2 1	5	1	1	2	0	0	0	
45	Sydni Schetnan	04:15	0-1	0-0	0-0	0 0 0	0 0	0	0	0	0	0	0	0	
0	Ramani Parker	02:54	0-0	0-0	0-0	0 1 1	0 0	0	0	0	0	0	0	0	
Team						0 4 4		0							
Totals			28-53	5-10	10-13	7 32 39	19 10	71	14	15	6	4	2	15	

Technical Fouls: NONE

Colorado State - 56

Record: 5-1

Shooting By Period														
NO.	Name	Min	FG M-A	3P M-A	FT M-A	Rebounds OR DR TOT	Fouls PF FD	TP	AS	TO	ST	Blocks BS BA	BA	+/-
0	Kendyll Kinzer	F 27:22	3-6	1-3	0-0	0 3 3	0 0	7	2	1	0	0	0	-14
24	Sydney Mech	F 36:42	5-9	1-2	1-2	0 2 2	1 2	12	0	0	1	2	1	-16
42	Karly Murphy	F 20:54	5-12	0-1	2-2	0 5 5	1 2	12	1	1	2	0	0	-1
4	McKenna Holschild	G 31:23	1-5	1-3	2-2	0 2 2	1 3	5	5	2	0	0	1	-16
5	Upe Altosou	G 17:59	1-4	0-1	1-2	0 0 0	2 3	3	0	0	0	0	1	-12
22	Calli Clark	17:48	3-6	1-1	3-4	0 2 2	3 3	10	0	6	0	0	0	-14
11	Petra Farkas	22:06	1-2	1-2	3-3	0 1 1	1 1	6	1	1	3	0	0	-2
33	Bengisu Alper	13:15	0-3	0-1	1-4	1 1 2	1 5	1	0	1	0	0	0	-5
23	Anna Prim	08:37	0-1	0-1	0-0	0 0 0	0 0	0	1	1	1	0	0	1
3	Jess Moors	01:18	0-0	0-0	0-0	0 0 0	0 0	0	0	0	0	0	0	2
12	Clara Gomez	01:18	0-1	0-0	0-0	0 0 0	0 0	0	0	0	0	0	0	0
32	Makayla Hemingway	01:18	0-0	0-0	0-0	0 1 1	0 0	0	0	0	0	0	0	2
Team						1 3 4		0	0	0	0	0	0	
Totals			19-49	5-15	13-19	2 20 22	10 19	56	10	13	7	2	4	15

Technical Fouls: NONE														
Dead Ball Rebounds: 22.0														

Technical Fouls: NONE

	UoL	CSU
Biggest lead	21 (4 th 3:21)	0 (1 st 10:00)
Best Scoring Run	9 (1 st 3:48)	7 (3 rd 6:54)
Lead Changes	0	
Times Tied	0	
Time with Lead	38:23	00:00
Points from Turnovers	14	10
Paint	20	16
Second Chance	6	0
Fast Breaks	5	5
Bench	32	17
1st	24	17
2nd	16	14
3rd	16	14
4th	7	1
TOT	71	56

2021-22 Louisville Cardinals - Photo Roster



0 Ramani Parker
F | 6-4 | R-So.
Fresno, Calif.
(Montverde Academy)



2 Ahlana Smith
G | 5-9 | Sr.
Charlotte, N.C.
(Gulf Coast State)



3 Alexia Mobley
F | 6-2 | Fr.
Reynoldsburg, Ohio
(Reynoldsburg)



5 Mykasa Robinson
G | 5-7 | Sr.
Ashland, Ky.
(Ashland Blazer)



10 Hailey Van Lith
G | 5-7 | So.
Wenatchee, Wash.
(Cashmere)



11 Norika Konno
G | 5-10 | Jr.
Sendai, Japan
(Seiwa)



12 Payton Verhulst
G | 6-1 | Fr.
De Soto, Kan.
(Bishop Miege)



13 Merissah Russell
G | 5-11 | So.
Ottawa, Ontario
(Cairine Wilson)



14 Kianna Smith
G | 6-0 | R-Sr.
Moreno Valley, Calif.
(California)



21 Emily Engstler
F | 6-1 | Sr.
New York, N.Y.
(Syracuse)



22 Liz Dixon
F | 6-5 | Sr.
Memphis, Tenn.
(Georgia Tech)



23 Chelsie Hall
G | 5-7 | Gr.
Boca Raton, Fla.
(Vanderbilt)



44 Olivia Cochran
F | 6-3 | So.
Columbus, Ga.
(Carver)



45 Sydni Schetnan
F | 6-5 | Fr.
Sioux Falls, S.D.
(Washington HS)

Coaching Staff



Jeff Walz
Head Coach



Stephanie Norman
Associate Head Coach



Sam Purcell
Associate Coach



Jonneshia Pineda
Assistant Coach



Kate Tucker
Director of Operations



2021-22 Louisville Women's Basketball Combined Team Statistics All games

Page 1/1
as of Nov 29, 2021

Game Records

Record	Overall	Home	Away	Neutral
ALL GAMES	5-1	2-0	3-0	0-1
CONFERENCE	0-0	0-0	0-0	0-0
NON-CONFERENCE	5-1	2-0	3-0	0-1

Score by Periods

Team	1st	2nd	3rd	4th	OT	TOT
Louisville	106	104	105	87	5	407
Opponents	57	57	68	68	7	257

Team Box Score

No.	Player				Total		3-Point		F-Throw		Rebounds													
		GP-GS	MIN	AVG	FG-FGA	FG%	3FG-3FGA	3FG%	FT-FTA	FT%	OFF	DEF	TOT	AVG	PF	DQ	A	TO	BLK	STL	PTS	AVG		
14	SMITH, Kianna	6-6	142:11	23.7	25-59	.424	10-24	.417	1-2	.500	5	13	18	3.0	2	0	13	5	1	4	61	10.2		
21	ENGSTLER, Emily	6-6	119:23	19.9	24-48	.500	7-12	.583	3-6	.500	10	39	49	8.2	14	0	5	16	12	12	58	9.7		
10	VAN LITH, Hailey	6-6	162:19	27.1	19-56	.339	1-19	.053	17-21	.810	9	11	20	3.3	6	0	10	12	2	5	56	9.3		
22	DIXON, Liz	6-0	89:15	14.9	19-32	.594	0-0	.000	5-8	.625	8	13	21	3.5	12	0	4	5	3	1	43	7.2		
44	COCHRAN, Olivia	6-6	126:20	21.1	14-34	.412	0-0	.000	7-10	.700	12	16	28	4.7	7	0	10	14	5	7	35	5.8		
23	HALL, Chelsie	6-6	129:51	21.6	12-36	.333	3-10	.300	7-7	1.000	6	18	24	4.0	10	0	15	6	0	8	34	5.7		
2	SMITH, Ahlana	6-0	76:57	12.8	14-24	.583	2-7	.286	2-2	1.000	1	6	7	1.2	7	0	3	5	3	1	32	5.3		
5	ROBINSON, Mykasa	6-0	122:48	20.5	10-19	.526	0-1	.000	6-12	.500	6	15	21	3.5	7	0	11	9	0	8	26	4.3		
11	KONNO, Norika	6-0	90:39	15.1	10-20	.500	2-9	.222	2-2	1.000	2	13	15	2.5	5	0	7	5	1	3	24	4.0		
0	PARKER, Ramani	4-0	20:22	5.1	5-7	.714	1-2	.500	1-1	1.000	1	3	4	1.0	2	0	0	2	1	0	12	3.0		
12	VERHULST, Payton	6-0	79:13	13.2	6-17	.353	1-5	.200	3-4	.750	5	9	14	2.3	4	0	10	7	1	3	16	2.7		
13	RUSSELL, Merissah	5-0	44:38	8.9	3-7	.429	1-2	.500	3-3	1.000	4	6	10	2.0	4	0	1	5	0	0	10	2.0		
45	SCHETNAN, Sydni	4-0	21:04	5.3	0-1	.000	0-0	.000	0-0	.000	0	4	4	1.0	2	0	0	0	0	1	0	0.0		
Team											5	13	18					1						
Total		6	1225		161-360	.447	28-91	.308	57-78	.731	74	179	253	42.2	82	0	89	92	29	53	407	67.8		
Opponents		6	1225		92-308	.299	22-95	.232	51-71	.718	50	133	183	30.5	79	1	55	120	17	37	257	42.8		

Team Statistics

	LOU	OPP
Scoring	407	257
Points per game	67.8	42.8
Scoring margin	+25.0	-
Field goals-att	161-360	92-308
Field goal pct	.447	.299
3 point fg-att	28-91	22-95
3-point FG pct	.308	.232
3-pt FG made per game	4.7	3.7
Free throws-att	57-78	51-71
Free throw pct	.731	.718
F-Throws made per game	9.5	8.5
Rebounds	253	183
Rebounds per game	42.2	30.5
Rebounding margin	+11.7	-
Assists	89	55
Assists per game	14.8	9.2
Turnovers	92	120
Turnovers per game	15.3	20.0
Turnover margin	+4.7	-
Assist/turnover ratio	1.0	0.5
Steals	53	37
Steals per game	8.8	6.2
Blocks	29	17
Blocks per game	4.8	2.8
Winning streak	5	-
Home win streak	2	-
Attendance	13823	3882
Home games-Avg/Game	2-6912	3-1294
Neutral site-Avg/Game	-	1-2345

Team Results

Date	Opponent	Score	Att.
11/12/2021	vs Arizona	59-61	2345
11/16/2021	Bellarmino	82-25	7014
11/17/2021	UT Martin	62-30	6809
11/20/2021	at Washington	61-53	1884
11/23/2021	at Cal Poly	72-32	662
11/28/2021	at Colorado St.	71-56	1336