



2021



**Louisville Basketball**

## 2020-21 Louisville Women's Basketball Schedule

Day	Date	Opponent	Location
<b>November</b>			
Wed.	Nov. 25	at Southeast Missouri	Cape Girardeau, Mo.
<b>Sun.</b>	<b>Nov. 29</b>	<b>Eastern Kentucky</b>	<b>KFC Yum! Center</b>
<b>December</b>			
Fri.	Dec. 4	DePaul	Uncasville, Conn.
<b>Sun.</b>	<b>Dec. 6</b>	<b>UT Martin</b>	<b>KFC Yum! Center</b>
Wed.	Dec. 9	at Duke *	Durham, N.C.
<b>Sun.</b>	<b>Dec. 13</b>	<b>North Carolina *</b>	<b>KFC Yum! Center</b>
<b>Thur.</b>	<b>Dec. 17</b>	<b>Florida State *</b>	<b>KFC Yum! Center</b>
<b>Sun.</b>	<b>Dec. 20</b>	<b>Miami *</b>	<b>KFC Yum! Center</b>
Thur.	Dec. 31	at Duke *	Durham, N.C.
<b>January</b>			
Sun.	Jan. 3	at Virginia *	Charlottesville, Va.
<b>Thur.</b>	<b>Jan. 7</b>	<b>Pittsburgh *</b>	<b>KFC Yum! Center</b>
Sun.	Jan. 10	at Florida State *	Tallahassee, Fla.
<b>Thur.</b>	<b>Jan. 14</b>	<b>Boston College *</b>	<b>KFC Yum! Center</b>
<b>Sun.</b>	<b>Jan. 17</b>	<b>NC State *</b>	<b>KFC Yum! Center</b>
Sun.	Jan. 24	at Wake Forest *	Winston Salem, N.C.
Thur.	Jan. 28	at Virginia Tech *	Blacksburg, Va.
<b>February</b>			
<b>Mon.</b>	<b>Feb. 1</b>	<b>Syracuse *</b>	<b>KFC Yum! Center</b>
Thur.	Feb. 4	at Boston College	Chestnut Hill, Mass.
<b>Sun.</b>	<b>Feb. 7</b>	<b>Notre Dame *</b>	<b>KFC Yum! Center</b>
<b>Thur.</b>	<b>Feb. 11</b>	<b>Georgia Tech *</b>	<b>KFC Yum! Center</b>
Sun.	Feb. 14	at Syracuse *	Syracuse, N.Y.
Thur.	Feb. 18	at Pittsburgh *	Pittsburgh, Pa.
<b>Sun.</b>	<b>Feb. 21</b>	<b>Clemson *</b>	<b>KFC Yum! Center</b>
Sun.	Feb. 28	at Notre Dame *	South Bend, Ind.
<b>March/April</b>			
Wed.-Sun.	Mar. 3-7	ACC Tournament	Greensboro, N.C.
Fri.-Mon.	Mar. 19-22	NCAA 1st & 2nd Round	
Fri.-Mon.	Mar. 26-29	NCAA Tournament Regional	
Fri. -Sun.	Apr. 2-4	NCAA Final Four	San Antonio, Texas

Home games are in **bold**

\* = ACC Game



## 2020-21 Team Guide

### 2020-21 Louisville Women's Basketball Information

#### Team Information

<b>2019-20 Overall Record</b>	28-4 (Home: 13-1; Away: 11-2; Neutral: 4-1)
<b>Atlantic Coast Conference Record</b>	16-2
<b>Atlantic Coast Conference Finish</b>	1st
<b>2019-20 Postseason</b>	NCAA Tournament canceled due to COVID-19
<b>UofL National Ranking</b>	6th Associated Press, 6th USA Today
<b>Lettermen Returning/Lost</b>	8/8
<b>Starters Returning</b>	2 (G Dana Evans, G Elizabeth Balogun)
<b>Starters Lost</b>	3
<b>All-Time Record</b>	906-495 (45 yrs.)
<b>All-Time NCAA Tournament Record</b>	34-22 (22 appearances, 9 Sweet 16's, 5 Elite Eights, 3 Final Fours, Two NCAA Runner-Up Finishes)



#### Important Phone Numbers

<b>Athletic Department</b>	(502) 852-5732
<b>Ticket Office</b>	(502) 852-5151
<b>Sports Information Office</b>	(502) 852-6581
<b>Basketball Office</b>	(502) 852-8355
<b>Sports Information Contact</b>	Asst. SID Nick Evans
<b>Office</b>	(502) 852-3085
<b>Cell</b>	(502) 807-9345
<b>Email Address</b>	Nick.Evans@louisville.edu

#### General Administration

<b>Location</b>	Louisville, KY 40292
<b>Founded</b>	1798
<b>Enrollment</b>	22,000
<b>Nickname/Colors</b>	Cardinals/Red and Black
<b>Conference</b>	Atlantic Coast
<b>Home Court (Capacity)</b>	KFC Yum! Center (22,000)
<b>President</b>	Dr. Neeli Bendapudi
<b>Faculty Representative</b>	Krista Wallace-Boaz
<b>Director of Athletics</b>	Vince Tyra
<b>Website Address</b>	www.GoCards.com

#### Basketball Staff

<b>Head Coach</b>	Jeff Walz (Northern Kentucky, '95)
<b>UofL Record</b>	359-104 (13 yrs.)
<b>Overall Record</b>	same
<b>ACC Record</b>	84-14 (6 yrs.) (160-52 combined in BIG EAST/AAC/ACC)
<b>NCAA Tournament Record</b>	30-11 (11 app., 3 Final Fours, 2 NCAA Runner-Ups)
<b>Assoc. Head Coach</b>	Stephanie Norman (Arizona State, '89)
<b>Assoc. Coach</b>	Sam Purcell (Auburn, '03)
<b>Asst. Coach</b>	Jonnesia Pineda (Georgia Southwestern State, '11)
<b>Dir. of Basketball Operations</b>	Kate Tucker
<b>Assoc. Strength/Conditioning Coach</b>	Beth Burns
<b>Exec. Dir./Player Relations</b>	Adrienne Johnson
<b>Video Coordinator</b>	LaMont Russell
<b>Head Trainer</b>	Yoshi Saito
<b>Strength Coach</b>	Kaitlynn Jones

#### Contents

City of Louisville/KFC Yum! Center Diagram	4
Media Outlets/On the Radio	5
Media Information	6-7
2018 Final Four	10-11
2013 NCAA Runner-Up	12-13
2009 NCAA Runner-Up	14-15
Sweet 16 Appearances	16-17
USA Basketball	18-19
In the Spotlight	20-21
Planet Fitness Kueber Center	22-23
KFC Yum! Center	24-27
Medicine/Strength & Conditioning	28
Academics	29
Thomtons Academic Center	30-31
The Nine	32
Community Service	33

#### Coaching Staff

Head Coach Jeff Walz	35-38
Assistant Coaches	39-41
Basketball Support Staff	42-45

#### Student-Athletes

Roster	47
Student-Athlete Profiles	48-75
Roster Analysis	76
TV/Photo Roster	77

#### 2019-20 Review

Reviewing 2019-20	79-80
2019-20 Statistics/Results	81-86
2019-20 Box Scores	87-93

#### Louisville: The University and City

University of Louisville	95
City of Louisville	96
President Dr. Neeli Bendapudi	97
Director of Athletics Vince Tyra	98
Band & Spirit	99
Atlantic Coast Conference	100-102

#### Louisville Tradition

NCAA Tournament Results	104
UofL NCAA Tournament Leaders	105-106
UofL Final Four Teams	107-109
UofL Team Champions	110-113
Conference/National Honors	114-115
1,000-Point Club	116-119
Angel McCoughtry Retired Jersey	120
WNBA Draft	121
All-Time Letterwinners	122

#### Records

Team Records	123-124
Statistical Records, Team & Individual	125-134
Coaching Records	135
Tournament Results	136-137
All-Time Results	138-145
UofL National Rankings	146
Year-by-Year Team Statistics	147

#### Opponents

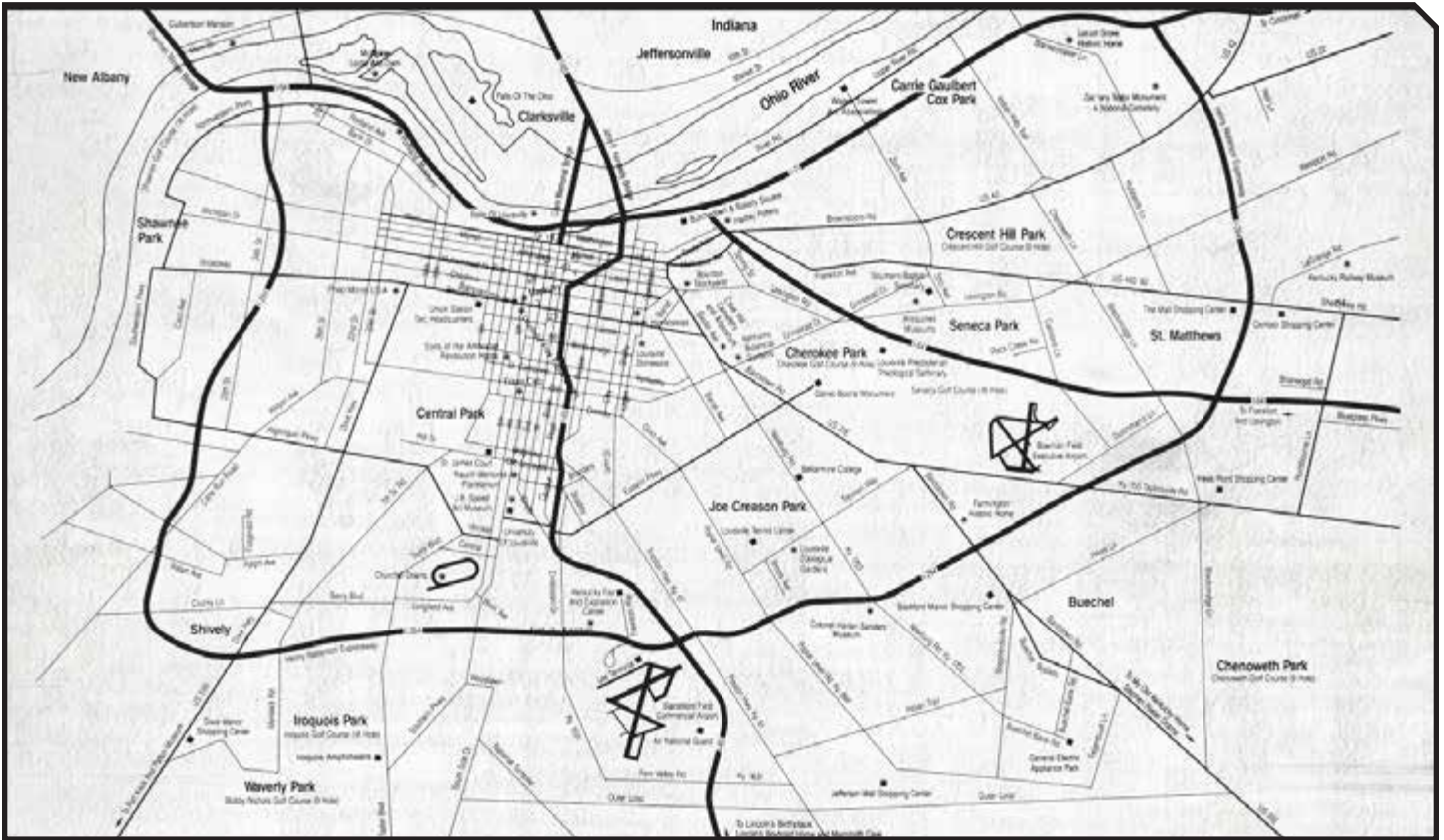
Opponents' Information	149-151
Series vs. 2020-21 Opponents	152-153
All-Time Record vs. Opponents	154



**Credits:** Written and edited by Nick Evans. Editorial assistance by the Louisville Sports Information staff. Interior design by Jamie Barker, Provations Group, and LaMont Russell. Cover and inside cover designs by Kevin Aka and LaMont Russell. Photography by Adam Creech, Jeff Reinking, Jermaine Bibb, Taris Smith and Carl Schmid.



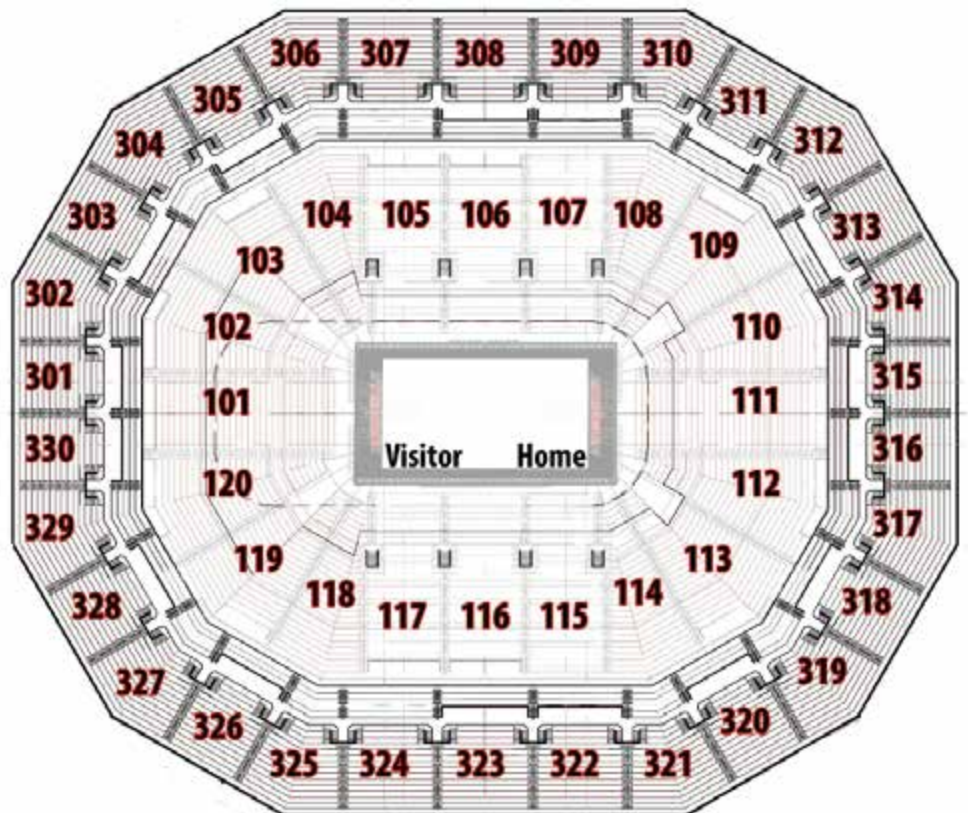
## City of Louisville Map



### KFC Yum! Center Diagram

#### Interesting Figures on the KFC Yum! Center

- Structural steel placed in the arena weighs 5,975,000 pounds - the same weight as 746 average-size Asian elephants.
- The center-hung scoreboard weighs 40,000 pounds - as much as 11 Ford Explorers.
- There are 130 miles of electrical conduit and 322 miles of electrical wiring installed in the arena - enough to stretch from Louisville to Chicago.
- There are 9,000 light fixtures in the arena with 17,000 lamps.
- The overall square footage of the arena (721,762) equals approximately 13 football fields.
- 60,000 cubic yards of concrete were placed in the arena, equaling 6,000 concrete trucks - represented by 25 miles of concrete trucks parked bumper to bumper.
- The arena contains 58,655 square feet of exterior glass panels - the glass on the east side of the arena could provide for approximately 60 houses.
- The length of the arena's catwalk totals ½ mile.





**Cameron Teague Robinson,  
Dominique Yates**  
The Courier-Journal  
525 W. Broadway  
Louisville, KY 40202  
courier-journal.com  
@cj\_teague, @RealDYates  
(502) 582-4042  
cteaguerob@gannett.com,  
dyates@gannett.com

**Jody Demling, Michael McCammon**  
247Sports / Cardinal Authority  
cardinalauthority.com  
@JDemling  
(502) 424-9617  
jodydemling@gmail.com

**Ty Spalding**  
Rivals / Louisville Sports Report  
@UofLRivals, @TySpalding  
cardinalsports.com

**Paul Sykes, Sonja Sykes**  
Cardinal Couple  
cardinalcouple.com  
@CardinalCouple  
(502) 291-3651  
cardinalcouple@twc.com

**Sports Editor**  
The Cardinal  
University of Louisville  
Louisville, KY 40292  
louisvillecardinal.com  
(502) 852-6728  
sports@louisvillecardinal.com

**Kent Taylor, Kendrick Haskins,  
Mike Hartnett**  
WAVE-TV Sports  
P.O. Box 32970  
Louisville, KY 40232  
wave3.com/sports  
@KentTaylorWAVE, @KendrickHaskins  
(502) 561-4144  
ktaylor@wave3tv.com

**Tom Lane, John Lewis, Aaron Matas,  
Annice McEwan, Rick Bozich, Eric Crawford**  
WDRB-TV Sports  
634 W. Muhammad Ali Blvd.  
Louisville, KY 40203  
wdrb.com/sports  
@WDRBSports, @TomLaneWDRB,  
@JohnWDRB, @AaronMatas,  
@AnniceMcEwan, @rickbozich, @ericcrawford  
Phone: (502) 584-6441  
tlane@fox41.com, ecrawford@wdrb.com

**Fred Cowgill, Andrew Chernoff,  
Dyuce Woodson**  
WLKY-TV Sports  
P.O. Box 6205  
Louisville, KY 40206  
wlky.com/sports  
@FredCowgillWLKY,  
@ADCernoff, @DyuceWLKY  
(502) 893-7300  
fcowgill@hearst.com

**Kent Spencer, Tyler Greever**  
WHAS-TV Sports  
P.O. Box 1100  
Louisville, KY 40201-1100  
whas11.com/sports  
@WHAS11Kent  
(502) 582-7255  
kspencer@whas11.com

## Media Information

**Nick Coffey**  
iheart Media / 84 WHAS / 790 WKRD  
4000 Radio Drive #1  
Louisville, KY 40218  
@TheCardConnect  
Phone: (502) 479-2060  
nickcoffey@iheartmedia.com

**Drew Deener, Mark Ennis,  
Andy Sweeney, Bob Valvano**  
WHBE Radio/ESPN 680 AM, 93.9 FM  
337 W. Cardinal Blvd.  
Louisville, KY 40208  
@TheOnlySweeney, @MarkEnnis,  
@espnVShow  
Phone: (502) 240-0602  
drewd@espnloisville.com

**Gary Graves, Steve Bittenbender**  
The Associated Press  
Phone: (502) 583-7718  
gbgraves@ap.org, aplouisville@ap.org

**Mark Blankenbaker, Tom Farmer,  
Daryl Foust**  
The Crunch Zone  
thecrunchzone.com  
@TheCrunchZone  
cardsandcats2011@gmail.com

**Charlie Springer**  
UofL Card Game  
uoflcardgame.com  
@UofLCardGame  
csworks2@twc.com

**Jared Anderson**  
River City Cards  
rivercitycards.com  
@rivercitycards

### Cardinals on the Radio

Once again, all Louisville women's basketball contests will be broadcast on local radio and online. Both home and away games can be heard on WKRD 790AM or through the official athletics website, GoCards.com.

Nick Curran, the play-by-play voice of the Cardinals, is entering his fifth year leading the call. Curran and head coach Jeff Walz will preview each upcoming game 20 minutes prior to tip, and rejoin at the conclusion to review and talk about matchups in store for Louisville.

During the Cardinals' offseason, Curran serves as the radio play-by-play broadcaster for

the Louisville Bats, the Triple-A minor league baseball affiliate for the Cincinnati Reds.

Adrienne Johnson, executive director for player relations, joins Curran as the Cardinals' analyst. Johnson, a former WNBA player, is in her 14th season on the broadcast.

After starring for four seasons at Ohio State, where she scored more than 1,000 career points, Johnson played for eight seasons in the WNBA. She was taken eighth overall in the 1999 expansion draft by the Orlando Miracle after beginning her career in 1997 with the Cleveland Rockers. She finished her tenure in the professional ranks with 1,018 points, 292 rebounds, and 73 steals.



**Nick Curran**



**Adrienne Johnson**

During the season, Coach Walz is featured in a one hour call-in show on ESPN 93.9 The Ville in Louisville.

## Media Information

**T**his publication, featuring the 2020-21 University of Louisville women's basketball team, has been prepared to aid you in covering the Cardinals this season. Additional information is available through Louisville women's basketball sports information director Nick Evans (502-852-3085, [nick.evans@louisville.edu](mailto:nick.evans@louisville.edu)).

■ **Media Credentials:** Requests for credentials may be directed via email to Nick Evans ([NickE@gocards.com](mailto:NickE@gocards.com)). With only a small number of seats available in the corner media seating area for media due to distancing criteria and no courtside seats, credentials will be extremely limited during this unprecedented time. To the extent possible with severe space limitations, priority will be given to media outlets which have regularly participated in UofL news conferences, the reach of the entity and the history of coverage.

Credentials which are not obtained in advance may be picked up at media will call, located inside the Suite Entrance on the Second Street side of the KFC Yum! Center. Credentials will not be mailed. The media work room is through the first door on the right after entering. Credentials allow access only to the media room and upper seating areas -- or other designated areas for photographers and videographers -- and do not provide access to the stands, suites, clubs or other arena areas. If you have been approved for a credential and cannot attend, you must alert Nick Evans ([NickEvans@gocards.com](mailto:NickEvans@gocards.com), cell: 502-807-9345) so the space may be reassigned. Acceptance of a credential acknowledges and assumes risks associated with the COVID-19 pandemic and the bearer agrees not to use the credential in the event that he or she is sick or symptomatic.

Media interested in covering the Cardinals on the road also need to make that credential request through UofL, not through the opposing school staff. Nick Evans ([NickE@gocards.com](mailto:NickE@gocards.com))

will accept those road credential requests, then work with individuals and the opposing school to determine availability for a specific site, as space will be very limited.

■ **Health and Safety Protocols:** Media attending events at the KFC Yum! Center must complete a short online health assessment on the day of the game. Temperature checks will be administered on site and individuals must affirm that they do not feel ill or have been in contact with an individual who has the COVID-19 virus, among other items in the short form to be completed online. A link will be provided to those that receive credentials.

A mask must be worn at all times throughout the arena, including the media work room. Media representatives must bring their own mask that fully covers their nose and mouth, plus any other personal protective equipment they wish to use. Rest rooms are available in the media room and throughout the arena for regular hand washing. Hand sanitizer dispensers will be available.

■ **Seating:** Individuals must sit in their assigned seat at the location of their place card. Seats will be properly distanced and place cards may not be moved. A roster card will be provided at each seat. Game notes and statistics will be available online; there will be no printed copies provided. To the greatest extent practicable, everyone must adhere to physical distancing guidelines (at least six feet apart) while moving within the media room, seating area and concourses, and a mask must be worn at all times. Originating radio crews will also be seated in the corner media seating area.

■ **Photographers:** ACC operations permit one designated pool photographer with access to shoot the game from courtside. Those images for media editorial usage for

coverage of the game will be uploaded for use by approved media. Additional information will be provided soon on how to access those photos. There will be no courtside access for any additional photographers per ACC protocols.

■ **Videographers:** ACC operations permit one designated videographer with no other courtside positions will be available. While all UofL games will air live on television or stream online, video highlights will be available to approved media within about 90 minutes of the conclusion of the game. Additional information will be provided soon on how to access those highlights, as it will not be the same process as those have experienced during football season. Videographers or stand-ups are not permitted courtside or in the concourses, clubs, seating bowl or other areas within the arena. Media wishing to interview fans should do so outside of the arena.

■ **Courtside Access:** Aside from the teams, pool photographer and approved university staff, no media representatives or television production personnel are permitted courtside. This includes all times including pregame, halftime and postgame, as well as during the competition.

■ **Parking:** A limited number of parking passes are available for approved media who receive credentials and must be requested well in advance of the game. Please make your request when requesting credentials.

■ **Notes/Stats:** Game notes and statistics will be available online at [www.GoCards.com/wbbmedia](http://www.GoCards.com/wbbmedia); there will be no printed copies provided at games. Live statistics will be available during the event online on GoCards.com, the CardsMobile app and [Louisville.statbroadcast.com](http://Louisville.statbroadcast.com). A pdf of the final statistics will be posted postgame on GoCards.com/wbbmedia.

■ **Postgame Interviews:** All postgame interviews will be conducted online through Microsoft Teams. Coach Jeff Walz and select Cardinal student-athletes will be available as soon as possible. Links for the video conference, or phone numbers to dial into the conference, will be provided to approved media who request access. The Microsoft Teams software or app may be downloaded to desktop or mobile from this link: <https://www.microsoft.com/en-us/microsoft-365/microsoft-teams/download-app>.

■ **Internet Access:** Wireless internet access is available throughout the KFC Yum! Center. A password is required for special media access. Wired connections also are available in the media room.

■ **Sports Information Office Location:** The UofL Sports Information Office is located in the Swain Student Activities Center on the UofL campus at the corner of Floyd and Brandeis Streets. Visitor's parking is available in the garage adjacent to the Swain Student Activities Center or at metered parking spots along Floyd Street.

The women's basketball offices are located in the Planet Fitness Kueber Center Practice Facility on Floyd Street.





## Media Information

### Sports Information Staff



**JB Allen**  
Videographer



**Kevin Aka**  
Graphic Designer



**Bobby Blankenship**  
Assistant Director of TV Production



**Adam Creech**  
Photographer



**Nick Evans**  
Assistant Sports Information Director



**Rocco Gasparro**  
Assistant Sports Information Director



**Kenny Klein**  
Sr. Assoc. AD for Media Relations/SID



**Lori Korte**  
Assistant Sports Information Director



**John Leenerts**  
Chief Broadcast Engineer



**Jeremy Noe**  
Executive Director/TV Production



**Austin Paul**  
Technical Manager



**Kathy Tronzo**  
Sports Information Program Assistant



**Stephen Williams**  
Assistant Sports Information Director



**Nancy Worley**  
Associate Sports Information Director

### KFC Yum! Center Information

**Arena Location:** The KFC Yum! Center (22,000) is located on Main Street in downtown Louisville between Second and Third Streets on the banks of the Ohio River (201 West Main St., Louisville, KY 40202).

**Uniforms:** UofL wears its adidas white jerseys trimmed in red and black at home games in the KFC Yum! Center. The Cardinals wear either red uniforms trimmed in white and black or black uniforms trimmed in red and white on the road.

**Press/Scouting Credentials:** Contact sports information director Nick Evans well in advance of a game.

**Ticket Information:** The UofL ticket office is located in the Swain Student Activities Center on the third floor. Contact the UofL ticket office (502-852-5151) for further information.

**Athletic Trainer:** Training facilities are available at the KFC Yum! Center through UofL trainer Yoshi Saito.

**Locker Rooms:** Visiting team locker rooms are located on the event level in the southwest corner of the KFC Yum! Center, down the corridor on the right when exiting the media room. The Cardinals' locker room is located in the southeast corner, down the corridor on the right when exiting the media room.


**Team Entrance:** Visiting team buses should enter through the Third Street garage entrance of the KFC Yum! Center (191 North Third Street), near the southwest corner of the building. The team bus may park at the loading dock.

**Media Entrance:** Media should enter through the Suite Entrance located on Second Street (near southwest corner of the KFC Yum! Center, to the right and below the main lobby; below the Second Street Bridge). There is limited seating for credentialed media representatives within the designated areas in Sections 119 and 120.

**Will Call:** Media credentials not picked up in advance will be left at Media Will Call inside the Suite Entrance, located on Second Street (near southwest corner of the KFC Yum! Center, to the right and below the main lobby). The main will call window for tickets is located to the right of the front entrance of the arena (southeast corner nearest Second and Main Streets).

**Airport:** Louisville International Airport is located off the Watterson Expressway (I-264) opposite the KEC. Major airlines: AirTran, American, Delta, Southwest, United, and US Air. Airport information can be obtained at (502) 367-4636.

**Taxi Service:** Yellow Cab (502-636-5511).






EVERY PLAYER WHO HAS COMPLETED HER

# 4 YEARS OF ELIGIBILITY

S PARTICIPATED IN A FINAL FOUR







# 3 FINAL FOUR APPEARANCES

5 ELITE EIGHT • 9 SWEET SIXTEEN  
22 NCAA TOURNAMENT APPEARANCES





**Louisville entered the 2018 NCAA Tournament as a No. 1 seed for the first time in program history and won four games by double figures to advance to its third Final Four.**

**2018**

# **Final Four**











Louisville  
Advanced to its  
Second National  
Championship  
Game After  
Upsetting Four  
Higher Seeded  
Teams

2013

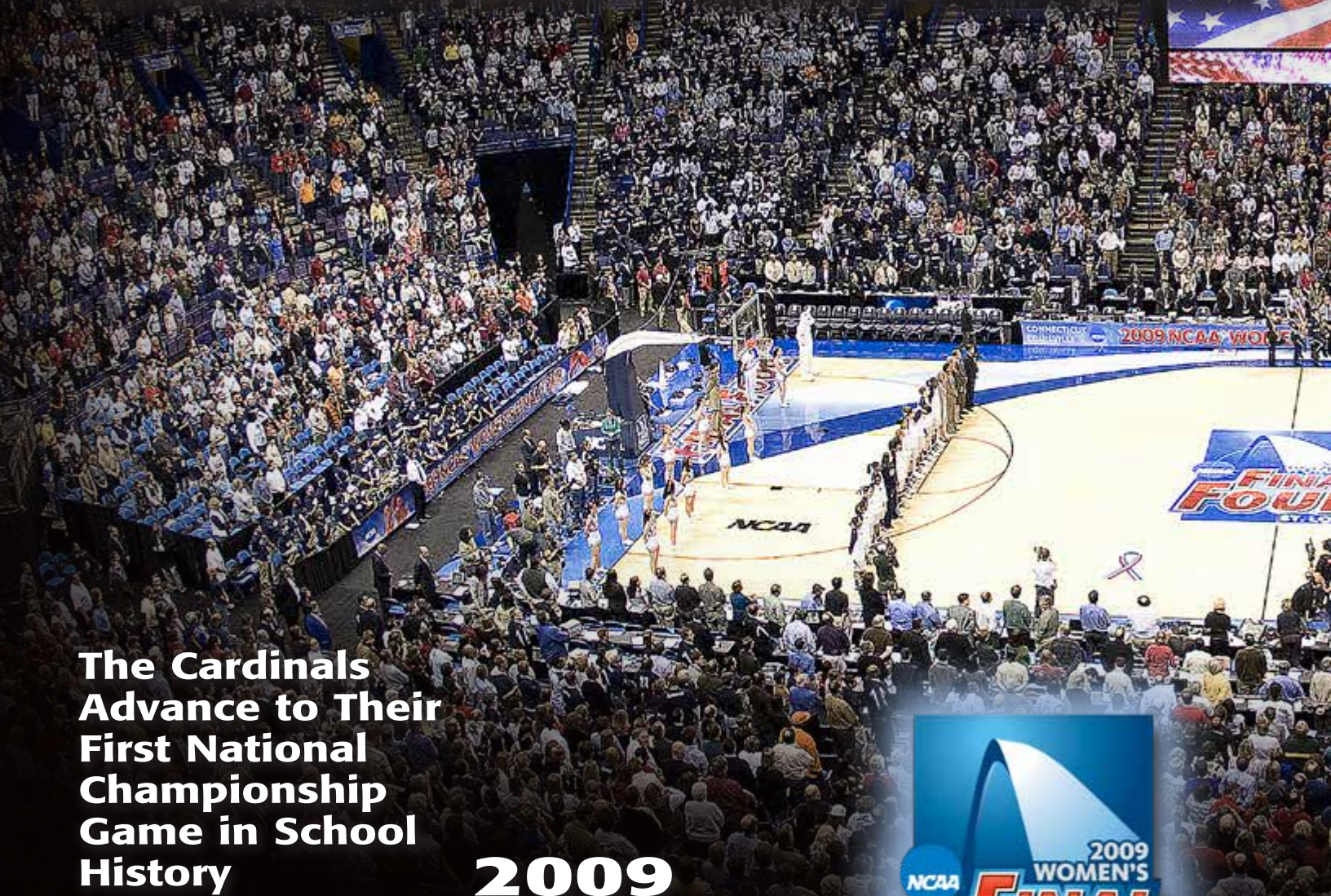
# NCAA Runner-up











**The Cardinals  
Advance to Their  
First National  
Championship  
Game in School  
History**

**2009**

**NCAA**

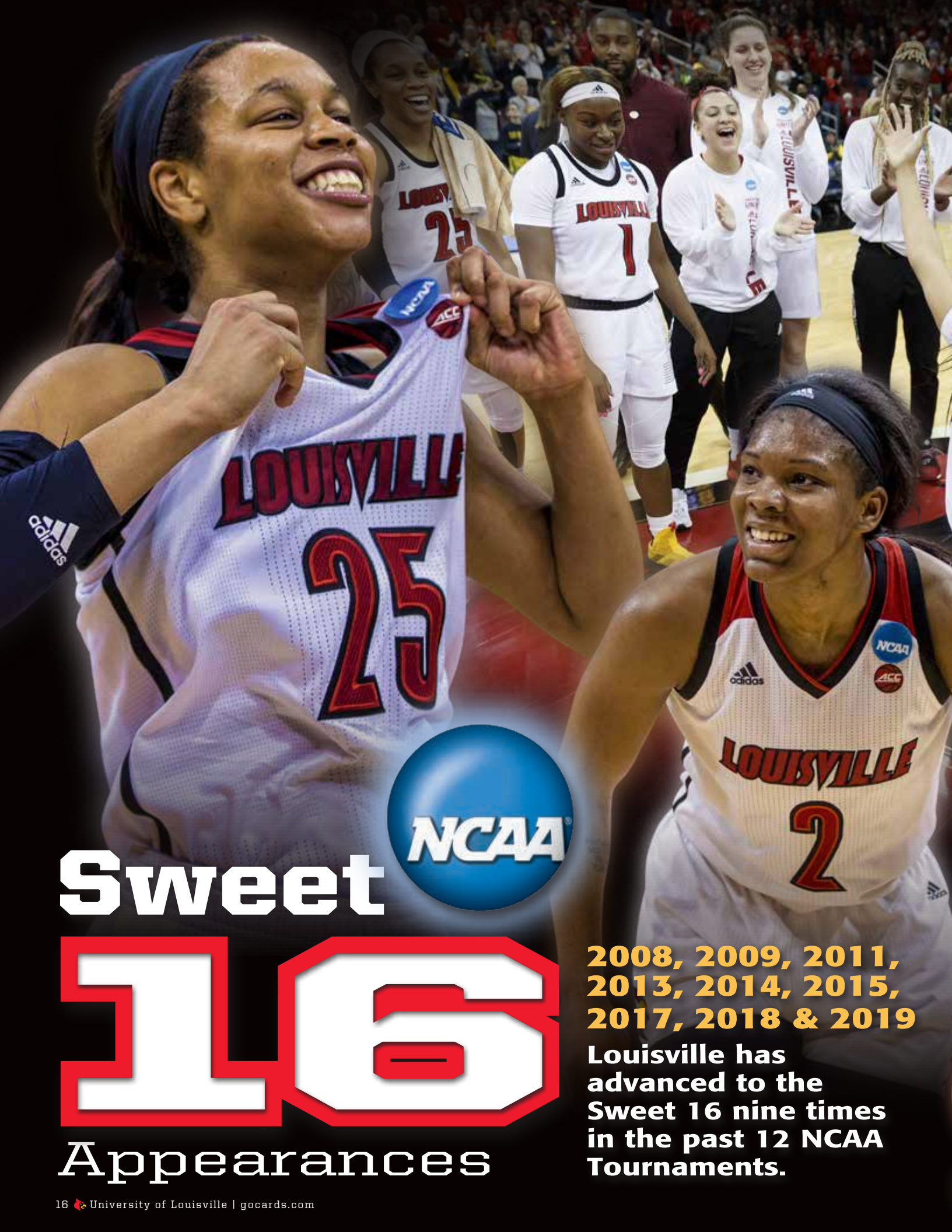
**Runner-up**











# Sweet

# 16

# Appearances

**2008, 2009, 2011,  
2013, 2014, 2015,  
2017, 2018 & 2019**

**Louisville has  
advanced to the  
Sweet 16 nine times  
in the past 12 NCAA  
Tournaments.**













**USA BASKETBALL NATIONAL  
COACH OF THE YEAR**



In the

# Spotlight

**Louisville Women's Basketball is Continually  
Featured in Numerous Publications and  
on National Broadcasts**





hot











planet  
fitness



**Kueber Center**





# KFC Yum!

The University of Louisville began a new era with its move in 2010-11 to the sparkling KFC Yum! Center, located on the banks of the Ohio River in downtown Louisville.

The 22,000-seat multi-purpose arena is truly a state-of-the-art facility, which will rival any, including those in which a professional franchise is the primary tenant. Built at a cost of \$238 million, the arena features the latest in technological advancements - including Wi-Fi within the arena bowl for patrons - and provides a superb experience for fans to enjoy.

In the first 10 seasons of the KFC Yum! Center, the men's basketball team has posted a 162-26 record and the women's basketball team has gone 152-17. Combined, the two teams have posted an impressive 314-43 record at the downtown arena.

UofL's men's and women's teams have permanent locker rooms at the KFC Yum! Center, including expansive space for their coaching staffs, equipment, training room and a lounge area for each team. There are five additional team locker rooms, two officials locker rooms, five star dressing rooms, a full-function media work room and a full-sized basketball practice court on the event level. An interior truck staging area can accommodate three television production trucks and a nearby area includes four loading docks.

The seven levels of the arena (including the upper catwalk) include a collective 721,762 square

feet, or roughly the area of 13 football fields. The 22,000 seats - split about evenly between the upper and lower arena - include 71 luxury suites, 62 four- or six-seat premium boxes, over 2,000 side-court club seats and four party suites with a seating capacity of 32 each. Centerplate is the concessionaire for the facility, which has 27 permanent stands, 32 portable locations, two fixed novelty stands and 234 total points of sale.

After passing through the one-and-a-half acre landscaped entry plaza that features a basketball-themed fountain, entering fans can visit the 2,500-square foot UofL adidas store; the 3,000-square foot UofL Hall of Honor, which features former Cardinal greats; or head to their seats using one of the eight escalators or seven elevators within the building.

Lounge space is abundant within the arena. Four spacious donor rooms are available for Cardinals fans, including three that overlook the Ohio River. The 7,000-square foot main concourse restaurant overlooks the river and a main concourse sports bar has views directly into the arena bowl. Two 4,000-square foot club lounges on the event level, as well as the terrace club and premium box lounges, provide amenities for their respective patrons. The arena quickly established itself on the entertainment scene, hosting such acts as the Eagles and Katy Perry while ranking among the top

arenas in the nation by Rolling Stones and Pollstar magazines.

It served as the site of the NCAA Women's Volleyball Championship in December 2012, several NCAA Women's Basketball Tournament first and second round games, NCAA Women's Basketball Tournament Regional in 2014, NCAA Men's Basketball Tournament first and second round games in 2012 and 2015, and the NCAA Men's Basketball Tournament South Regional in 2016 and 2019.

## 2019-20 NCAA Women's Basketball Attendance Home Game Leaders

Rk.	School	G	Attend.	Avg.
1.	South Carolina	15	183,272	12,218
2.	Oregon	15	162,781	10,852
3.	Iowa State	17	164,730	9,690
4.	Connecticut	14	133,371	9,527
5.	Louisville	14	128,223	9,159

## Top 5 KFC Yum! Center Crowds

Crowd	Opponent	Result	Date
1. 22,163	Connecticut	L, 48-68	3/3/14
2. 22,152	Kentucky	W, 78-52	12/5/10
3. 22,124	Tennessee	L, 50-63	11/12/10
4. 17,023	Connecticut	W, 78-69	1/31/19
5. 16,524	California	L, 71-75	11/15/15





# Center



## KFC Yum! Center Facts

**Location:** Downtown Louisville, Kentucky bordered by Main Street on the south, Third Street on the west, River Road on the north, and Second Street to the east.

**Project Cost:** \$249 million.

**Opening Date:** October 10, 2010

Seating: 22,000 for basketball; seating ranges from 16,000 to 23,000 for other events such as ice shows, arena football, concerts, volleyball or wrestling. 22,000 for NCAA swimming

**Club Seating:** 2,054 in the lower level, 800 in the Club level.

**Suites:** 71 suites on two levels with four party suites, and an additional 62 loge boxes

**Locker Rooms:** separate home locker rooms for the UofL men's and women's teams, a primary visiting team locker room, four auxiliary locker rooms, two officials locker rooms and five star dressing rooms.

### Additional Features:

- Two 4,000 square foot club lounges on event floor level
- Loge lounge on mezzanine level
- Club lounge on mezzanine level
- 2,500 square foot team store
- 7,000 square foot main concourse
- Restaurant overlooking the Ohio River
- Main concourse sports bar with view to the Arena bowl
- 32,000 square feet of meeting rooms (four total; three with river view)
- Practice facility with full-size basketball court on event level. It will be used as necessary for large event media work space
- Media lounge, media work room and media interview room on event level
- Seven elevators, including a freight elevator
- Eight escalators
- Four loading docks and interior truck staging area to accommodate three television production trucks
- 1 ½ acre landscaped entry plaza





# KFC Yum! Center

Home of the Louisville Cardinals

## KFC Yum! Center Attendance

Year	Avg.	High	DI Rank
2010-11	10,859	22,152 vs. UK (12/5/10)	2nd
2011-12	10,670	16,483 vs. UConn (2/7/12)	2nd
2012-13	9,358	15,453 vs. UK (12/2/12)	3rd
2013-14	9,469	22,163 vs. UConn (3/3/13)	3rd
2014-15	9,515	14,862 vs. UK (12/7/14)	3rd
2015-16	9,503	16,524 vs. Cal (11/15/15)	4th
2016-17	8,256	12,245 vs. UK (12/4/16)	5th
2017-18	7,836	14,248 vs. FSU (1/21/18)	5th
2018-19	9,531	17,023 vs. UConn (1/31/19)	3rd
2019-20	9,159	12,086 vs. Notre Dame (2/16/20)	5th









# Strength & Conditioning

**T**he Louisville Sports Performance (LSP) program is responsible for all aspects of athlete development, regeneration, and performance nutrition.

Women's basketball strength and conditioning coach Kaitlynn Jones is focused on delivering the finest training program to reduce injury risk, enhance athletic performance and increase competitive success.

The primary goal of the LSP program is to minimize risk of injury by preparing athletes for the specific demands of competition. It is well established that effective training improves joint mobility and stability, increases muscular strength and power, enhances movement efficiency, and improves sport-specific conditioning. The end result is a heightened ability to manage the physical stress of competition.

The second goal of the program is to elevate sport-specific athleticism. This is accomplished through consistent, well-planned, sport-specific training that challenges athletes mentally and physically, preparing them to perform optimally during competition.

Philosophically, the LSP program adopts a movement-based approach to training. In sport, the body produces explosive movements at high rates of speed. For training to be effective, it must prepare



the body to execute these movements safely. As a result, ground-based, multi-joint and multi-plane movements are the foundation of the LSP program. Sport-specific movement training and conditioning, and well-planned active and passive regeneration

are also critical components of building the best athletes.

LSP coaches, who all carry (or are working toward) graduate degrees in exercise physiology and are certified by the National Strength and Conditioning Association, implement performance testing at regular intervals during the year to evaluate training progress and identify strengths and weaknesses. Using the LSP Performance Index, each athlete is able to monitor their personal progress over time, and compete with their teammates and other UofL athletes.

As part of their prevention program, LSP coaches also conduct biomechanical movement assessments to identify movement deficiencies that may predispose athletes to injury. This screening tool allows coaches to implement individualized corrective training to address limitations.

Finally, building the best athletes and increasing competitive success extends beyond the physical. Desire, work ethic, attitude, mental toughness, leadership and character are intangibles that must be developed off the field. Through creative and competitive training the LSP staff takes pride in developing the anatomy of a champion- body, mind and spirit!



# Sports Medicine

**I**njuries are a part of sports - they come with every aspect of the game. Dealing with athletic injuries falls into the capable hands of the University of Louisville Sports Medicine Staff.

The Department of Sports Medicine at the University of Louisville is a team of health care professionals dedicated to athlete care, research and education.

Located in state-of-the-art facilities at Cardinal Park, the department features a sophisticated array of diagnostic and therapeutic equipment. UofL has entered into a unique partnership with Jewish Hospital and Frazier Rehab, giving access of their facilities and medical personnel to our athletes in a manner unmatched by any other such agreement.

The philosophy of the sports medicine staff is twofold; to help prevent injuries as much as possible through effective preventative programs, and to facilitate an effective rehabilitation program after an injury. In all cases, the ultimate well-being of each individual is considered the top priority.

Integration of the sports medicine staff into all aspects of year-round nutrition, cardiovascular conditioning, psychological preparation and visual training give the Louisville intercollegiate sports teams the competitive edge. Research conducted by the staff and associated departments keep UofL coaches and athletes on the cutting edge of innovation. In addition, the Sports Medicine staff routinely participates in regional and national meetings presented in the sports medicine field.





# ACADEMICS



Chris May

## Mission Statement

Our mission is to provide comprehensive academic support, counseling, guidance, services, and programming to all University of Louisville student-athletes while promoting self-responsibility, personal growth, and academic development.

## Academic Counseling

Student-athletes are required to meet with their academic counselor on a regular basis. Counselors provide academic support to assure student-athletes are utilizing available resources and maintaining satisfactory academic progress to stay on track for graduation. They monitor academic progress throughout the semester and communicate with coaches concerning student performance and academic issues.

## Learning Concerns

Student-athletes with specific learning challenges may require increased support in addition to our academic counselors. Our staff includes three learning specialists with years of special education experience to work with these students on enhancing note taking, test taking, study, time management, and organizational skills. They also work with the University's Disability Resource Center to coordinate services for our students with diagnosed learning challenges.

## Tutoring

Tutoring is one of the most utilized resources for our student-athletes. The Tutorial Coordinator currently manages a group of approximately 65 tutors across all subject areas. She works with our Compliance office to assure all tutors are staying within NCAA regulations and coordinates with the University's Resources for Academic Achievement (REACH) center to make sure our tutors are College Reading & Learning Association (CRLA) certified.

## Career Services

Our Cardinal Athletic Career Center provides career guidance and planning for all student-athletes. The Director of Career Services assists in resume development, job shadows, and internships throughout their college experience with the long-term goal of admission into graduate school or job placement upon graduation.

## Objective Based Study Hall

All incoming student-athletes are required to participate in objective based study hall. The program is built upon students working with their counselors to create and complete weekly objective

sheets in a structured environment. Specific stipulations such as the number of hours and upper-classmen requirements vary from team to team.

## Progress Reports

Progress reports for all student-athletes are sent out to instructors twice each semester via email. Their feedback is an invaluable tool in assessing academic progress and formulating academic recovery strategies for students that may be struggling.

## Travel Letters

All in-season student-athletes will be given official University travel letters at the beginning of the semester. Travel letters will detail all the classes that are expected to be missed that semester due to athletic competition. They provide student-athletes an opportunity to engage their instructors early in the semester regarding any potential issues with missed assignments or exams, allowing ample time to make appropriate arrangements.

## Priority Registration

All student-athletes meet with their athletic academic counselor and University advisor for major advising, course selection, and to discuss degree program requirements. It is imperative that students understand how the classes they take impact their progress toward degree and determine whether they stay on track for graduation.

## Facilities

The Thorntons Academic Center for Excellence serves as the main location of Academic Services for Athletics. We also have academic centers located in the Howard Schnellenberger Football Complex (Woodruff Academic Center), Yum! Center, Jim Patterson Stadium, women's basketball lounge, and golf offices (Dow Huffman Academic Center) to more conveniently serve the needs of those student-athletes. The Thorntons Academic Center opened in 2016 at the south end of the football stadium.

## Technology

All of our academic facilities are equipped with computer labs and printers to meet student-athlete needs. We also have a full time Computer Specialist who works to ensure that all labs are operational and assists with



diagnosing issues on student's personal laptops as they arise. Due to travel demands and the increased amount of online work, we provide laptops for our students to check out as needed.

## Aid, Awards, and Scholarships


Academic counselors assist our student-athletes on completing nominations for University, Atlantic Coast Conference, and NCAA awards and scholarships. They work with our compliance office on financial aid issues as well as awarding summer and fifth-year aid. We also coordinate the Houston-Bridgeman Fellows Cardinal Degree Completion program to assist returning student-athletes in graduating.

## Organizations

Academic Services for Athletics advises several Registered Student Organizations exclusive to our student-athletes. Student-Athletes of Color Combining Opportunity and Responsibility for Excellence (SCORE) and Louisville International Family Enrichment (LIFE) help serve the needs of our minority and international students. These groups provide programming and opportunities to get involved on campus and in the community. We also oversee the University of Louisville chapter of Chi Alpha Sigma, the National College Athlete Honor Society.







## 12 CONSECUTIVE SEMESTERS

Louisville women's basketball has earned **better than a 3.0 cumulative GPA.**



CHRIS MAY  
ACADEMIC ADVISOR







**STUDENT ATHLETES COME TO THORNTON'S ACADEMIC CENTER OF EXCELLENCE TO DINE FOR**

- BREAKFAST
- LUNCH
- DINNER

**THROUGHOUT THE WEEK. MEALS ARE PROVIDED BY PROFESSIONAL CHEF'S AND SERVED DAILY.**







## THE NINE

- APARTMENT FEATURES
- 50" FLAT SCREEN TVS IN COMMON AREA
  - INDIVIDUALLY KEYED BEDROOMS
  - ULTRA HIGH SPEED INTERNET AND WI-FI
  - FULL SIZE WASHER & DRYER IN EVERY UNIT
  - STAINLESS STEEL ENERGISTAR KITCHEN APPLIANCE
  - BLUETOOTH SPEAKER EQUIPPED SHOWERHEADS
  - WALK-IN CLOSETS (SELECT UNITS)
  - CABLE WITH EXPANDED CHANNEL PACKAGE
  - GRANITE KITCHEN AND BATHROOM COUNTERTOPS
  - FULLY FURNISHED DESIGNER FURNITURE
  - CUSTOM MODERN WOOD CABINETS
  - SATIN NICKEL HARDWARE AND FIXTURES
- ALL UTILITIES INCLUDED

LE







C<sub>3</sub> A<sub>1</sub> R<sub>1</sub> D<sub>2</sub> S<sub>1</sub>  
O<sub>1</sub>  
M<sub>3</sub>  
M<sub>3</sub>  
U<sub>1</sub>  
N<sub>1</sub>  
I<sub>1</sub>  
T<sub>1</sub>  
Y<sub>4</sub>

E<sub>1</sub>  
R<sub>1</sub>  
V<sub>4</sub>  
I<sub>1</sub>  
C<sub>3</sub>  
E<sub>1</sub>

A<sub>1</sub> R<sub>1</sub> E<sub>1</sub>

**TOP 5 NATIONALLY**  
IN COMMUNITY SERVICE HOURS

OVER  
9,000

HOURS  
SERVED





2021

**Coaching Staff**



## Coaching Staff

**L**ightning speed. That's the only rate at which Jeff Walz operates. It's also the pace at which University of Louisville women's basketball burst into the national spotlight under his tutelage as one of the most competitive and successful programs.

On June 12, 2018, it was announced that his contract with the University of Louisville had been extended through 2024-25.

In 13 seasons, the women's basketball program boasts a quite astounding resumé: nine trips to the NCAA Sweet 16, five trips to the Elite Eight, three trips to the final four and two trips to the national title game; four highly decorated All-Americans; 33 all-conference selections; and 11 WNBA Draft picks.

Not to mention, Louisville possesses an impressive record under Walz of 359-104 - or an average of 27.6 victories per season. For a school that had yet to win 30 games in a season in its previous 32 years, Walz directed Louisville to a program-record 36 victories in 2017-18, 34 victories in 2008-09, 33 wins in 2013-14 and 32 wins in 2018-19. The Cardinals finished with 28 wins in the shortened 2019-20 season.

Walz and the Cardinals also have been privy to play in the nation's finest facility in the KFC Yum! Center, a 22,000-seat state-of-the-art arena. Since opening in 2010, the Cardinals boast a 152-17 record at home. That might be in large part to the heavy support Louisville receives. Since the 2010-11 season, Louisville has ranked in the top-five nationally in attendance and averaged more than 9,300 fans per game.

After being hired as the Cardinals' head coach on March 27, 2007, the Bluegrass State native used little time to make a splash. His first year featured the program's first NCAA Sweet 16 and it culminated with Louisville earning the No. 12 ranking in the final ESPN/USA Today Coaches Poll. For his efforts, Walz was named the WBCA Maggie Dixon Rookie Coach of the Year.

Prior to taking the reins at Louisville, Walz spent five seasons at Maryland, including his final season as the associate head coach in 2006-07. The season prior, he helped lead the Terrapins to a school-record 34 wins and the program's first national title.

His tenure in the collegiate ranks consists of stops previously at Minnesota, Nebraska, and Western Kentucky.

Walz received a basketball scholarship to Northern Kentucky, where he graduated with a bachelor of science in secondary education in May of 1995. He



# Jeff WALZ

Head Coach | 14th Season



## Coaching Staff

earned his master's degree in education in August of 1997 from Western Kentucky.

Walz has four children: daughter Kaeley, son Jacob, and daughters Lola and Lucy. He married the former Lauren Lueders in September of 2012, and the couple resides in Louisville.

**COACHING RESPONSIBILITY:** Head Coach

**YEAR AT LOUISVILLE:** 14th

**BIRTHDAY:** October 27

**EDUCATION:** Bachelor's Degree

(Northern Kentucky, '95);

Master's Degree (Western Kentucky, '97)

**HOMETOWN:** Fort Thomas, Ky.

**FAMILY:** Wife – Lauren; Son – Jacob;

Daughters – Kaeley, Lola, Lucy

### ATHLETIC CAREER

Two-year letterwinner on the men's basketball team at Northern Kentucky

### COLLEGIATE COACHING CAREER

**2007-Present:** Louisville (head coach)

**2006-07:** Maryland (associate head coach)

**2002-06:** Maryland (assistant coach)

**2001-02:** Minnesota (assistant coach)

**1997-01:** Nebraska (assistant coach)

**1996-97:** Western Kentucky (assistant coach)

### Coaching Highlights

#### LOUISVILLE

■ Is the winningest coach in program history with a 359-104 record in 13 seasons, boasting a 160-52 mark in league play; Louisville is averaging 27.6 victories per year.

■ In 13 years, he has directed Louisville to a pair of national runner-up finishes (2009, 2013), three Final Four appearances (2009, 2013, 2018), five Elite Eight appearances (2009, 2013, 2014, 2018, 2019), nine trips to the Sweet 16, and 11 NCAA Tournament appearances. At the conclusion of the 2019-20 regular season, the NCAA Tournament was canceled.

■ Louisville ranks fourth in the country in NCAA Final Four appearances in the last 11 years with three (2009, 2013, 2018).

■ One of eight active coaches to reach at least three Final Fours.

■ Ranks seventh all-time in NCAA Tournament winning percentage (minimum of 20 games), boasting a 30-11 mark (73.2 winning percentage).

■ Became just the second coach in NCAA history to take a team to the national championship game (2009) after just two seasons as a head coach.

■ In 2013, orchestrated the biggest upset in women's basketball history with the defeat of No. 1 overall seed Baylor in the NCAA Sweet 16; Louisville then defeated No. 2 seed Tennessee to reach their second Final Four in four years before beating Cal to advance to the national title game.

■ Led Cards to 34 victories in 2009; after knocking off a pair of No. 1 seeds (Maryland, Oklahoma) and a No. 2 seed (Baylor), the Cardinals advanced to the championship game; Louisville defeated Maryland for its first NCAA Final Four appearance.

■ Named ACC Coach of the Year after producing a program-best 36-3 record in 2017-18 as Louisville reached its third Final Four. Reached as high as No. 2 in Associated Press poll, which marked highest rating in school history. Opened season with a 20-0 record, which marked best start and longest winning streak in program history.

■ Directed Cardinals to 32-4 record and its second straight ACC regular season championship in 2018-19, which marked the first time in program history that Louisville has won back-to-back regular season conference titles. Advanced to the Elite Eight for the second consecutive season.

■ Led Louisville to a 28-4 record and its third straight ACC regular season championship in 2019-20. It marked the program's first ever outright ACC regular season title. Prior to this stretch, Louisville had never won consecutive regular season conference titles. It also marked UofL's first outright regular season conference title since they won the Conference USA regular season championship in 2000-01. It marked their 8th conference title.

■ Named WBCA Regional Coach of the Year, Naismith National Coach of the Year finalist in 2017-18 and 2018-19 and Naismith National Coach of the Year Semifinalist in 2019-20.

■ In three seasons combined (2017-18, 2018-19, 2019-20), Louisville put together 96-11 record, the best three-year stretch in program history.

■ Led the Cardinals to 10 consecutive seasons with at least 20 victories.

■ Recorded his 300th win with a 102-80 victory over Western Kentucky on Nov. 6, 2019.

■ Surpassed 200 career wins in just 272 games, becoming the 21st-fastest active coach to reach the plateau and achieving it nine games quicker than Connecticut head coach Geno Auriemma.

■ Eleven players have been drafted in the WNBA under the tutelage of Walz. Jazmine Jones and forward Kylee Shook were selected in back-to-back picks by the New York Liberty in the 2020 WNBA Draft. Jones went 12th overall and was the final pick of the first round, while Shook went 13th. Asia Durr was selected second overall by the New York Liberty in the 2019 WNBA Draft and was later joined by Arica Carter, who went to the Phoenix Mercury with the 32nd pick, and Sam Fuehring, who went to the Washington Mystics with the 34th pick. With three players drafted in 2019, Louisville tied its program-record which was also set in 2014. Myisha Hines-Allen was drafted 19th overall by the Washington Mystics in the 2018 WNBA Draft. In 2014, Louisville had three players drafted with Shoni Schimmel (eighth), Antonita Slaughter (35th), and Asia Taylor (36th); Louisville's three picks were the most from any school that season. Angel McCoughtry was selected first overall by Atlanta Dream in 2009 draft and Candyce Bingham was selected 39th in 2009 draft.

■ Coached Dana Evans to ACC Player of the Year and WBCA All-American accolades during the 2019-20 season. She became the first player in ACC history (male or female) to win Player of the Year honors a year after winning ACC Sixth Player of the Year. Walz has coached the ACC Player of the Year in four of the past five seasons (Evans - 2019-20; Durr - 2018-19; 2017-18; Hines-Allen - 2015-16). She is the fourth player

### Jeff Walz's Career Coaching Record

Year	School	Overall	Home	Away/Neutral	Conf.	Postseason
2007-08	Louisville	26-10	10-2	16-8	10-6	NCAA Sweet 16
2008-09	Louisville	34-15	14-1	20-4	14-2	NCAA Runner-Up
2009-10	Louisville	14-18	7-7	7-11	5-11	WBI
2010-11	Louisville	22-13	13-2	9-11	10-6	NCAA Sweet 16
2011-12	Louisville	23-10	11-2	12-8	10-6	NCAA 2nd Rd.
2012-13	Louisville	29-9	16-2	13-7	11-5	NCAA Runner-Up
2013-14	Louisville	33-5	18-2	15-3	16-2	NCAA Elite Eight
2014-15	Louisville	27-7	16-1	11-6	12-4	NCAA Sweet 16
2015-16	Louisville	26-8	13-3	13-5	15-1	NCAA 2nd Rd.
2016-17	Louisville	29-8	18-2	11-6	12-4	NCAA Sweet 16
2017-18	Louisville	36-3	18-1	18-2	15-1	NCAA Final Four
2018-19	Louisville	32-4	16-1	16-3	14-2	NCAA Elite Eight
2019-20	Louisville	28-4	13-1	15-3	16-2	No NCAA Tournament
<b>Totals</b>	<b>13 seasons</b>	<b>359-104</b>	<b>183-27</b>	<b>176-77</b>	<b>160-52</b>	



## Coaching Staff



**The Walz Family:**  
(Top Row) Jacob, Lauren, Jeff and Kaeley.  
(Bottom Row) Lucy and Lola.

in program history to earn a player of the year distinction, joining Durr, Hines-Allen and Angel McCoughtry (2006-07 Big East Player of the Year). She is third WBCA All-American in program history, joined by Durr and McCoughtry.

■ Piloted Asia Durr to ACC Player of the Year accolades for the 2017-18 and 2018-19 campaigns. She is the third player in program history to earn a player of the year distinction, joining Myisha Hines-Allen (2015-16 ACC Player of the Year) and Angel McCoughtry (2006-07 Big East Player of the Year). She is the first player in program history to earn player of the year honors multiple times. She was selected second overall by the New York Liberty in the 2019 WNBA Draft.

■ Named the 2008 WBCA Maggie Dixon Rookie Coach of the Year in his first season after leading the school to its first NCAA Sweet 16; that year, Louisville earned its first win over a top-five opponent (No. 4 Rutgers) in school history, then beat No. 16 West Virginia for consecutive wins over ranked opponents for the first time in school history.

■ Named USA Basketball National Coach of the Year after guiding the 2019 USA Basketball Women's U19 National Team to a gold medal at the World Cup in Bangkok, Thailand. Also led the 2018 U18 team to a gold medal in Mexico City. Served as court coach for 2017 USA Basketball National Team Training Camp. Served as U-23 National Team head coach during summer of 2017 and led team to 3-0 record at U24 Four Nations Tournament in Tokyo, Japan. Was on the 2014 staff for the USA Basketball Women's U-18 National Team and worked as an assistant for the U.S. Women's U-19 World Championship Team; both squads earned gold medals.

■ Guided the Cardinals to a 16-2 conference record in 2013-14 (AAC) and 2019-20 (ACC), setting the program record for most conference victories. Coached the program to a stellar 15-1 mark in ACC play in 2015-16 and 2017-18, the second-most wins in conference play in school history.

■ Has a proven track record for identifying talent, having signed multiple top-10 recruiting classes; inked the program's highest-rated group in 2015 that was ranked first by ESPN; overall, Walz has signed 14 McDonald's All-Americans.

■ Developed four of the most decorated players in school history in Angel McCoughtry, Shoni Schimmel, Myisha Hines-Allen and Asia Durr; all finished their careers as AP All-Americans and rank No. 1, 2, 3 and 4, respectively, on the career scoring list.

■ Directed McCoughtry to become the first pick in the 2009 WNBA Draft; she was the program's first three-time State Farm WBCA All-American; she accumulated 2007 BIG EAST Player of the Year and 2009 BIG EAST Defensive Player of the Year honors during her tenure along with 2009 Raleigh Regional Most Outstanding Player accolades.

■ Built an exciting brand of basketball that has seen Louisville rank in the top-five nationally in attendance each of the last 10 seasons; the Cardinals have averaged more than 9,330 per game during that span.

■ Louisville boasts a 183-27 home record (87.1 winning percentage) with Walz at the helm. Since opening the KFC Yum! Center in 2010, the Cardinals boast a 152-17 (.899) record at home. The Cardinals set the record for home wins in 2013-14 (18-2), 2016-17 (18-2), and 2017-18 (18-1).

### MARYLAND

■ Helped build Maryland into a national power during his tenure with the Terrapins winning the 2006 national title; Maryland made four-consecutive appearances in the NCAA Tournament, advancing to at least the second round each time.

■ Seven Terrapins earned all-ACC accolades; two players (Crystal Langhorne, Marissa Coleman) earned ACC Rookie of the Year status in consecutive seasons.

### MINNESOTA

■ Specifically worked with the posts and centers, including developing Janel McCarville into the 2002 Big Ten Freshman of the Year.

■ UM went 22-8 in lone season with the program, culminating with a trip to the NCAA Tournament second round; the program went just 8-20 the season prior.

### NEBRASKA

■ Played a major role in Nebraska earning a then-school record three-consecutive trips to the NCAA Tournament (1998-00); the Huskers totaled a pair of 20-plus win seasons.



■ Coached Nicole Kubik, the Los Angeles Sparks' No. 1 pick in the 2000 WNBA Draft.

■ Was involved in all aspects of the program, including recruiting efforts, academics, scheduling, and camps; also became responsible for individual development workouts and opponent scouting.

### WESTERN KENTUCKY

■ Helped the team earn an at-large bid to the 1997 NCAA Tournament.

■ Assisted Western Kentucky to a 22-9 record to earn a share of the Sun Belt regular-season title.

### PRE-COLLEGIATE CAREER

■ Served as an AAU coach in 1995-96; coached at the middle and high school levels in 1992.

■ Coached his sister Jamie, the 1996 National Prep Player of the Year; she now is the girls' basketball coach at their alma mater Highlands High School.

■ Mentored 1999 NCAA champion and WNBA standout Ukari Figgs, Tennessee four-year letterwinner Kyra Elzy, and Ohio State product and Louisville native Marita Porter.





## Coaching Staff

### What Others Are Saying About Coach Walz

"Jeff Walz has established that the University of Louisville will be a force not only in the conference, but on the national stage as well. His relationship with his players and staff along with his energy and ability to recruit make Jeff Walz a special coach. I am tremendously proud of Coach Walz and look forward to even bigger and better things."

**- Paul Sanderford, Former Nebraska and Western Kentucky Head Coach**

"I don't think there's anybody that I respect more for their coaching ability than Jeff. I don't know that anybody does a better job day in and day out of getting their team ready to play than Jeff does."

**- Geno Auriemma, Connecticut Head Coach**

"Jeff Walz is one of the bright young coaches in the women's game. He is an elite recruiter who can mold talented individuals into great teams, who compete for championships every year. He clearly cares about the young women who play for him. I always enjoy trying to figure out what defensive schemes he has concocted for his opponents. He is enjoyable to be around and fun to cover."

**- Rebecca Lobo, ESPN College Basketball Analyst**

"You won't find a coach in the country more committed to his program and passionate about winning than Jeff Walz. He isn't afraid to think outside the box when it comes to unique game planning strategies, or creating effective techniques to motivate his players. It's been fun to watch Jeff take Louisville to new heights and he has done it while producing some of our game's most exciting players."

**- LaChina Robinson, ESPN College Basketball & WNBA Analyst**

"Some coaches are excellent recruiters; some are excellent practice and preparation teachers, while others are strong in-game strategists. When you have all three attributes, your program is in position to win a national championship. Jeff Walz has all three attributes, is one of the top coaches in the game, and he's the reason Louisville is positioned to compete for championships each season."

**- Debbie Antonelli, ESPN College Basketball & WNBA Analyst**

### Walz's Record vs. Opponents

Air Force .....	1-0	Mississippi State .....	0-1
Alabama .....	1-0	Mississippi Valley State .....	1-0
Arizona State .....	1-0	Missouri State .....	2-0
Austin Peay .....	4-0	Morehead State .....	1-0
Ball State .....	4-0	Murray State .....	3-0
Baylor .....	2-1	Nebraska .....	2-0
Belmont .....	2-0	Nevada .....	0-1
Boise State .....	3-0	New Hampshire .....	2-0
Boston College .....	7-0	North Carolina .....	7-1
Bowling Green .....	1-0	NC State .....	8-1
Bradley .....	0-1	Northern Iowa .....	1-0
BYU .....	1-0	Northern Kentucky .....	2-0
California .....	2-1	Notre Dame .....	5-14
Central Arkansas .....	1-0	Ohio .....	2-0
Central Florida .....	3-0	Ohio State .....	1-1
Central Michigan .....	3-1	Oklahoma .....	2-0
Chattanooga .....	5-0	Oklahoma State .....	1-0
Cincinnati .....	11-1	Old Dominion .....	2-1
Clemson .....	8-0	Oregon .....	2-0
College of Charleston .....	2-0	Oregon State .....	3-0
Colorado .....	1-1	Pittsburgh .....	18-2
Connecticut .....	1-15	Portland .....	2-0
Coppin State .....	1-0	Providence .....	5-1
Dartmouth .....	1-0	Purdue .....	1-1
Dayton .....	2-2	Quinnipiac .....	1-0
Delaware .....	1-0	Robert Morris .....	1-0
DePaul .....	5-4	Rutgers .....	7-3
Duke .....	4-2	Seton Hall .....	6-0
Eastern Kentucky .....	2-0	South Carolina .....	0-1
Evansville .....	2-0	South Dakota State .....	2-0
Florida .....	1-0	South Florida .....	11-2
Florida A&M .....	1-0	Southeast Missouri State .....	2-0
Florida State .....	4-6	Southern Methodist .....	2-0
Gardner Webb .....	1-0	St. John's .....	6-3
Georgetown .....	4-2	Syracuse .....	9-6
Georgia Tech .....	7-0	Stanford .....	1-0
Gonzaga .....	1-1	Temple .....	2-0
Grand Canyon .....	1-0	Tennessee .....	2-2
Hartford .....	2-1	Tennessee Martin .....	9-0
Houston .....	3-1	Tennessee State .....	3-0
Houston Baptist .....	1-0	Tennessee Tech .....	3-0
Idaho .....	1-0	Texas A&M .....	1-1
Indiana .....	1-0	Texas Arlington .....	1-0
Iowa .....	2-0	Toledo .....	1-0
IPFW .....	2-0	Utah .....	2-0
IUPUI .....	3-0	Valparaiso .....	3-0
Kansas State .....	1-0	Vanderbilt .....	3-0
Kentucky .....	7-6	Vermont .....	2-0
Lafayette .....	2-0	Villanova .....	8-0
Liberty .....	1-0	Virginia .....	10-1
Loyola Chicago .....	1-0	Virginia Tech .....	7-0
LSU .....	3-0	Wagner .....	1-0
Marist .....	1-1	Wake Forest .....	6-0
Marquette .....	6-1	Washington State .....	2-0
Maryland .....	1-3	West Virginia .....	2-4
Memphis .....	2-0	Western Carolina .....	0-1
Mercer .....	1-0	Western Kentucky .....	6-1
Miami .....	5-1	Wright State .....	1-0
Miami (Ohio) .....	2-0	Xavier .....	4-1
Michigan .....	2-0	<b>Total .....</b>	<b>359-104</b>
Michigan State .....	2-0		
Middle Tennessee St. ....	5-1		
Minnesota .....	0-1		

### Walz's Milestone Collegiate Victories

No.	Date	Score
1	11/10/07	Louisville 81, Ball State 62
50	2/17/09	Louisville 89, St. John's 60
100	11/22/11	Louisville 78, Austin Peay 60
150	11/11/13	Louisville 100, Quinnipiac 82
200	1/29/15	Louisville 78, Syracuse 58
250	1/15/17	Louisville 63, Miami 59
300	11/6/18	Louisville 102, Western Kentucky 80
350	1/23/20	Louisville 71, Virginia 56





**Coaching Staff****Stephanie Norman****COACHING RESPONSIBILITY:**

Associate Head Coach

**YEAR AT LOUISVILLE:** 14th**BIRTHDAY:** April 14**EDUCATION:** Bachelor's Degree (Arizona State, '89);

Master's Degree (Hawaii, '92)

**HOMETOWN:** Florence, Ore.**FAMILY:** Husband - Geoff; Son - Parker;

Daughter - Cassidy

**ATHLETIC CAREER**

- Four-year letterwinner at Arizona State, serving as the Sun Devils' captain during junior and senior seasons
- Earned Pac-10 All-Academic honors in consecutive years (1987-88)

**COLLEGIATE COACHING CAREER****2012-Present:** Louisville (associate head coach)**2007-12:** Louisville (assistant coach)**2002-07:** Vanderbilt (assistant coach)**2000-02:** Oregon State (assistant coach)**1992-99:** Oregon (assistant coach)**1991-92:** Hawaii (graduate assistant coach)**1990-91:** British Columbia (assistant coach)**Coaching Highlights****LOUISVILLE**

■ Has aided Louisville to nine Sweet 16 appearances, three Final Four appearances, including a pair of national championship contests.

■ Served on the Cardinals' staff since the hiring of head coach Jeff Walz, helping Louisville to an average of 27.6 wins per season and a 359-104 overall since the 2007 season.

■ Helped lead Louisville to a 28-4 record and its third straight ACC regular season championship in 2019-20. It marked the program's first ever outright ACC regular season title. Prior to this stretch, Louisville had never won consecutive regular season con-

ference titles. It also marked UofL's first outright regular season conference title since they won the Conference USA regular season championship in 2000-01. It marked their 8th conference title.

■ Helped lead Cardinals to 32-4 record and its second straight ACC regular season championship in 2018-19, which marked the first time in program history that Louisville has won back-to-back regular season conference titles. Advanced to the Elite Eight for the second consecutive season.

■ Helped produce a program-best 36-3 record in 2017-18 as Louisville reached its third Final Four. Reached as high as No. 2 in Associated Press poll, which marked highest rating in school history. Opened season with a 20-0 record, which marked best start and longest winning streak in program history.

■ Helped develop 11 of Louisville's WNBA Draft picks, including first-round picks Angel McCoughtry (2009) and Shoni Schimmel (2014), Asia Durr (2019) and Jazmine Jones (2020).

■ Instrumental in the recruiting efforts, having signed multiple top-10 recruiting classes; helped ink the program's highest-rated group in 2015 that was ranked first by ESPN; overall, has assisted in signing 14 McDonald's All-Americans since 2011.

**VANDERBILT**

■ Helped establish the No. 1 recruiting class in 2003, which produced the No. 10 and No. 14 picks



in the 2007 WNBA Draft; it was two of six WNBA Draft picks during tenure at school.

■ Assisted with the Commodores earning five-consecutive trips to the NCAA Tournament, including a pair of Sweet 16 appearances.

■ Accelerated the Commodores to a pair of SEC Tournament titles and a top-25 ranking all five seasons.

**OREGON STATE**

■ Played a pivotal role in the Beavers making their first postseason appearance in four years, earning a bid to the 1996 Women's National Invitational Tournament.

■ Produced the Pac-10 Player of the Year, who also was a two-time All-American; shortly after was selected in the WNBA Draft.

**OREGON**

■ Helped guide the Ducks to one of their most successful spans; the program compiled a 122-69 record, including six consecutive NCAA Tournament appearances.

■ Aided in the program capturing a share of the 1998-99 Pac-10 regular-season title.

**HAWAII**

■ Served as a graduate assistant on staff for two years, helping lead the program to a runner-up finish in the 1992 WNIT; the school achieved a pair of conference championships in that two-year span.

**BRITISH COLUMBIA**

■ Directed the program to the No. 6 national ranking and a trip to the regional playoffs.

**The Norman Family: Parker, Cassidy, Stephanie, Geoff**



## Coaching Staff

# Sam Purcell

**COACHING RESPONSIBILITY:** Associate Coach

**YEAR AT LOUISVILLE:** 8th

**BIRTHDAY:** October 5

**EDUCATION:** Bachelor's Degree (Auburn, '03)

**HOMETOWN:** Dalton, Ga.

**FAMILY:** Wife - Meghan; Daughters - Reese, Rylee, Reagan

### ATHLETIC CAREER

■ Two-year letterman on the men's basketball team at Southern Union State Community College

### COLLEGIATE COACHING CAREER

**2013-Present:** Louisville (assistant coach)

**2009-13:** Georgia Tech (assistant coach)

**2007-09:** Georgia Tech (video coordinator)

**2005-07:** Tulsa (assistant coach)

**2003-05:** Auburn

(video coordinator/administrative assistant)

**2000-03:** Auburn (student coach)



### Coaching Highlights

#### LOUISVILLE

■ Helped lead Cardinals to 211-39 record, a Final Four appearance in 2018, and five trips to the Sweet 16 in seven years with the team. Have won at least 26 games in each of his 7 seasons.

■ Helped lead Louisville to a 28-4 record and its third straight ACC regular season championship in 2019-20. It marked the program's first ever outright ACC regular season title. Prior to this stretch, Louisville had never won consecutive regular season conference titles. It also marked UofL's first outright regular season conference title since they won the Conference USA regular season championship in 2000-01. It marked their 8th conference title.



**The Purcell Family: Sam, Rylee, Reese, Meghan, Reagan**

■ Helped lead Cardinals to 32-4 record and its second straight ACC regular season championship in 2018-19, which marked the first time in program history that Louisville has won back-to-back regular season conference titles. Advanced to the Elite Eight for the second consecutive season.

■ Helped produce a program-best 36-3 record in 2017-18 as Louisville reached its third Final Four. Reached as high as No. 2 in Associated Press poll, which marked highest rating in school history. Opened season with a 20-0 record, which marked best start and longest winning streak in program history

■ Helped guide Louisville to 33 wins and the NCAA Elite Eight in 2013-14, his first season with the program.

■ Was instrumental in signing Asia Durr, the nation's No. 1 recruit in 2015, and helping compile the top-ranked recruiting class according to ESPN that year; aided in the signing of the No. 6 class in the country in 2016 and the No. 4 class in 2017.

■ During his tenure, nine players have been selected in the WNBA Draft, including five in the 2019 (Durr, Arica Carter, Sam Fuehring) and 2020 (Jones, Kylee Shook) drafts, which leads the country.

■ All seven signing classes that Purcell has helped recruit at Louisville have been ranked in the top 15 by ESPN, including the No. 1 class in 2015, No. 4 class in 2017, No. 6 class in 2016 and No. 8 class in 2014. Has helped recruit 12 of 14 McDonald's All-Americans to attend the University of Louisville.

#### GEORGIA TECH

■ Worked as the scouting coordinator and played a major role in signing top-25 classes during tenure, including a top-five group in 2012.

■ Aided with the signing of McDonald's All-American and the No. 1 overall guard, according to ESPNW, Kaela Davis.

■ For six-consecutive seasons, helped direct school to at least 20 victories and an NCAA Tournament appearance each year.

■ Helped lead Georgia Tech to a program-best No. 4 seed in the 2012 NCAA Tournament, which culminated with the school's first Sweet 16.

■ Directed the school to a program-record No. 10 national ranking in the final ESPN/USA Today Coaches Poll.

#### TULSA

■ Played an integral role in helping forward Jillian Robbins attain All-America honorable mention accolades, Conference USA Player of the Year and Defensive Player of the Year merits.

■ Helped Tulsa capture its first Conference USA regular-season and tournament titles.

#### AUBURN

■ Served in various capacities on the staff, while helping Auburn capture the 2003 WNIT championship.



## Coaching Staff

# Jonneshia Pineda

**RESPONSIBILITY:** Asst. Coach

**YEAR AT UofL:** 2nd

**BIRTHDAY:** January 17

**EDUCATION:** Bachelor's Degree (Georgia Southwestern State, '11); Master's Degree (America Public University, '17)

**HOMETOWN:** Atlanta, Ga.



### ATHLETIC CAREER

■ Played at Georgia Southwestern State University, where she received the Peach Belt Conference Scholar Athlete award in 2010, served as team captain, and was named to the Athletic Director Honor Roll and Peach Belt Conference Presidential Honor Roll.

### COLLEGIATE COACHING CAREER

**2019-Present:** Louisville (assistant coach)

**2013-19:** Georgia Tech (assistant coach, video coordinator, graduate manager)

### Coaching Highlights

#### LOUISVILLE

■ In 2019-20, her first season at Louisville, she helped lead Louisville to a 28-4 record and its third straight ACC regular season championship. It marked the program's first ever outright ACC regular season title. It also marked UofL's first outright regular season conference title since they won the Conference USA regular season championship in 2000-01

■ Played a pivotal role in the development of Jazmine Jones, who became just the fourth player in program history to be selected in the first round of the WNBA Draft when she was picked with the 12 overall pick by the New York Liberty in the 2020 Draft.

#### GEORGIA TECH

■ Spent six seasons at Georgia Tech, serving the final two seasons as an assistant coach. In her six seasons, she helped lead the Yellow Jackets to five 20-win seasons, one NCAA Tournament appearance, four appearances in the WNIT, including a trip to the 2017 WNIT championship.

■ In 2017-18, her first season as an assistant



coach, she helped lead Georgia Tech to a 20-14 record and an appearance in the WNIT quarterfinals. She also assisted in recruiting the 2018 signing class which ranked No. 10 in the nation.

#### PRE-COLLEGIATE CAREER

■ In 2014-15, she served as an assistant coach with the FBC Southeast Elite basketball program, where she helped develop some of the best players in the country.

# Kate Tucker

Director of Basketball Operations | Seventh Season



**K**ate Tucker, entering her 13th year at the University of Louisville, is in her seventh season as the women's basketball director of operations. She is primarily tasked with coordinating the team's travel and equipment

needs in addition to team camps.

Tucker joined the Cardinals' staff after serving four years in the compliance office as the compliance coordinator. Tucker primarily assisted Louisville's student-athletes with financial aid needs in addition to coordinating all of their housing arrangements.

While with the compliance office, she oversaw the student-athlete opportunity fund, which includes insurance needs for student-athletes, along with monitoring student-athlete employment. The staff sponsor for SAAC (student-athlete advisory committee), Tucker's job also encompassed assisting with game-day operations, helping with rules education and interpretations

Prior to that position, Tucker worked from 2009-11 in the athletic ticket office, where she managed student tickets for football and men's and women's basketball. On game days, she assisted with ticket management.

Tucker first started working in Louisville athletics while in graduate school. She spent one year in the Cardinal Athletic Fund, the department's development arm, aiding with special events and annual fund events.

A Shelbyville, Ky., native, Tucker was a three-year letterwinner on the women's tennis team at Georgetown College. She was elected team captain as a junior and earned a spot on the all-conference academic team. She also was a member of the Sigma Kappa sorority.

Tucker, who resides in

Shelbyville, graduated from Georgetown cum laude in 2007 with a bachelor's degree in communication. She earned her master's degree from Louisville in sport administration two years later in 2009. She is married to Jeremy Tucker and they have two sons, Joseph David (JD) and Jack.



**The Tucker Family: Kate, Jeremy, JD and Jack**



## Coaching Staff

### Beth Burns

Associate Strength and Conditioning Coach | Fourth Season



**B**eth Burns is in her fourth season with Louisville women's basketball and her third as Associate Strength & Conditioning Coach.

Burns has worked the last 30 years as a collegiate basketball coach, most recently as the associate head coach of the women's basketball team at Southern California from 2014 to 2017.

She came to USC following an impressive career at San Diego State, where she is the winningest coach in program history. During her stint with the Aztecs, every student-athlete who competed for four years graduated from college and played in the NCAA Tournament.

Burns came to Louisville with 21 years of NCAA Division 1 head coaching experience, earning six conference and two regional Coach of the Year awards. Her teams have made eight NCAA appearances, including a trip to the Sweet 16 in 2010.

She has led her team to nine 20-plus win seasons, six conference championships and seven players were selected as All-Americans.

In addition, she served two stints on the Women's Basketball Coaches Association (WBCA) Board of Directors and was a member of the USA Basketball Olympic Team Selection Committee from 1997 to 2000. Burns also currently sits on the Kay Yow Cancer Fund Board of Directors.

She is also a committed fitness coach and consultant, obtaining her National Strength and Conditioning Association (NSCA) Certified Strength and Conditioning Specialist (CSCS) certification in 2004, and recently became a TRX Suspension Training Certified Coach.

Burns received her B.A. in Health and Physical Education from Ohio Wesleyan University and was inducted into the OWU Athletic Hall of Fame. She received her M.A. in Physical Education from Ohio State University. She is a native of Chatham, New Jersey.



### Adrienne Johnson

Executive Director/Player Relations | 15th Season



**A**drienne Johnson is in her 15th year at the University of Louisville and her seventh season as the women's basketball program's executive director for player relations.

Johnson is involved in numerous facets within the program. She works as the liaison between the coaching staff and academic support system, helping set semester goals for each student-athlete and oversee player and professional development, facilitating learning opportunities that include guest speakers to further educate student-athletes on subjects they will encounter beyond college.

In addition to these areas, she has been critical to the fundraising endeavors for the program.

Johnson also assists with on-campus recruiting, community service and marketing efforts, while serving as the analyst for the Louisville women's basketball radio broadcasts.

Previously, Johnson served as women's basketball's and the athletic department's outreach coordinator for five years before overtaking the position of executive director of operations for the women's basketball team.

A Louisville native, Johnson came to Louisville after playing for eight seasons in the WNBA. She began her WNBA career during the league's inaugural year with the Cleveland Rockers in 1997 before being taken eighth overall by the Orlando Miracle in the 1999 expansion draft.

Johnson spent four seasons with the Miracle franchise before they moved to Connecticut in January of 2003 to become the Connecticut Sun. She played for the Sun for two seasons and then signed as a free agent with the Seattle Storm in March of 2005.

Johnson played in 181 games in her WNBA career with 38 starts. She totaled 1,018 points, 292 rebounds, 132 assists, and 73 steals. She also earned the WNBA's first Hometown Hero Award for her community service during the 2000 offseason.

A 1997 Ohio State graduate, she earned her bachelor's degree in exercise physiology. Johnson recorded more than 1,000 points in her collegiate career, averaging 13.0 points and 3.1 assists in her senior campaign. The Butler High graduate earned all-Big Ten honors as a senior with the Buckeyes.





## Women's Basketball Support Staff



**LaMont Russell**

Video Coordinator/Graphic Design

**L**aMont Russell, a former Division I men's basketball player, is in his fifth year as the video coordinator and graphic designer for the women's basketball program.

In this unique combination position, Russell works in scouting, recruiting, graphic design and more. Russell is responsible for all aspects of video, including filming of team practices, home and away games, video breakdown used for opponent's scouts, self-scouts, game strategies and player evaluations. He facilitates video exchange, manages male practice players, creates content and graphics for both social media and recruiting, serves as the marketing liaison, and assists with official and unofficial campus visits.

Russell came to Louisville after spending the 2015-16 season as a graduate assistant with the Wichita State women's basketball staff.

At Wichita State, he assisted with the day-to-day operations, assisted the coaching staff with recruiting tasks, game statistics, video operations, travel, social media outreach, and more. His staff duties included leading the team in dynamic stretching prior to games and practices, organizing the scout team, assisting the coaches in player and team development and assisting with game day preparation.

He spent the 2014-15 season as an assistant coach for the Hesston College women's basketball team. As an assistant coach, he planned and operated player and team development, conducted conditioning program, assisted with practice and game preparations, including game day strategies, developed and presented opponent's scouting reports and was involved with recruiting and player evaluations.

He graduated from Southeast Missouri State in 2011 with a bachelor's degree in liberal arts and a minor in graphic design. In 2020, he graduated from Wichita State with a Master's Degree in sports management.

He was a two-year starter for the Redhawks basketball team. Prior to playing at Southeast Missouri, he attended Hesston College where he was named third-team NJCAA All-American after averaging 17.5 points and 10.9 rebounds. After college, he played professionally in Switzerland for the Basketball Club of Kusnacht Erlenbach.



**Kaitylenn Jones**

Sports Performance Coach

**K**aitylenn Jones is in her third season at the University of Louisville and her second as the women's basketball strength and conditioning coach.

In her first season with the program, she worked alongside Louisville's longtime Director of Sports Performance, Teena Murray.

She leads the development, implementation and analysis of sport-specific preparation, training, assessment, testing, screening and monitoring. She is the head of the Louisville Sports Performance speed team, which is tasked with providing innovation and implementation of speed training and testing protocols.

Prior to arriving at Louisville in August 2017, she spent two-plus years at Philadelphia Union Academy where she served as Strength/Athletic Development Coach and Head Athletic Trainer. She designed and implemented reconditioning programs that included diagnosis, immediate care, strength training and conditioning, rehabilitation, and return to play protocols.

Jones' medical background in sport medicine (athletic training) makes her uniquely qualified to help keep healthy student-athletes on the court and assist the sports medicine staff in returning injured athletes back to the court. She does so with specialized performance training and a progressive approach to reconditioning of injured athletes.



**Yoshi Saito**

Assistant Athletic Trainer

**Y**oshi Saito joined the University of Louisville sports medicine staff in 2019 as an assistant athletic trainer. After spending the 2019 season as the lead trainer for women's lacrosse, he is now the trainer for the women's basketball team.

Prior to joining the women's lacrosse staff, he spent one season at the University of Louisville as the seasonal athletic trainer for both baseball and men's golf.

As an athletic trainer, he is the primary individual responsible for the overall healthcare of student athletes and daily team activities. He coordinates with team physicians and in-house physical therapists regarding athletes' plans of care.

He has worked with international students from five different countries.

Prior to coming to Louisville he spent two seasons at the University of Toledo as a graduate assistant athletic trainer for baseball.



**Chris May**

Women's Basketball Academic Advisor

**C**hris May, who is in his 16th year with UofL athletics, is entering his 12th year overseeing the academic support system for the women's basketball program.

Now in his seventh year as associate director for academic services, he also serves as the office business manager and handles daily operational duties for the Olga S. Peers Academic Center.

During his time at UofL, May has helped with the academic support for numerous athletic programs, including football and men's basketball. Prior to working full-time with women's basketball, he was the academic counselor for men's and women's swimming and diving, men's and women's cross country, men's and women's track and field, and women's tennis. Earlier in his tenure, he worked for the Cardinal Athletic Fund in helping with major gift development.

A Louisville native and graduate of Saint Xavier High, May earned his Bachelor of Arts in political science in 2003 and Master of Science in sport administration in 2005 from Louisville. He is a member of the National Association of Academic Advisors for Athletics (N4A) and completed the N4A Professional Development Institute - New Practitioner Track in 2009.

Chris and his wife, Greta, have two boys, Lawson and Duncan.



**Amy Calabrese**

Senior Woman Administrator

**A**my Calabrese, a former UofL student-athlete and member of the UofL staff since 2007, was elevated to Senior Woman Administrator in November 2020. She previously served as Associate Athletic Director.

Calabrese was elevated to Associate Athletic Director in July 2019. She had served as Assistant Athletic Director for six years. In addition to serving as the sport administrator for women's lacrosse, softball, women's soccer and field hockey, Calabrese is the liaison with the Dean's Office and several other departments on campus. She manages the department's Title IX educational efforts for staff and student-athletes. Her areas of oversight will be adjusted in her new role.

Calabrese is one of 20 senior level administrators selected to participate in the



## Women's Basketball Support Staff

2020-2021 NCAA Pathways Program, with the goal of preparing those individuals to attain positions as directors of athletics or conference commissioners.

Calabrese joined the UofL staff as a graduate assistant in development in 2007. She assisted the Cardinal Athletic Fund with its annual fund, event management, game-day donor areas and student-athlete scholarship program. She also worked briefly as an intern with US Paralympics at the US Olympic Committee and as a sales representative for the Louisville Bats Triple-A baseball team.

Calabrese was a four-year letter winner for the Cardinals' soccer team from 2003-06, earning Academic All-America honors as a junior and senior. The stellar defender started all 77 matches of her career, playing every minute of every game but one as a junior, as the Cardinals won 43 games over her four years. A team captain her last two years, she was an All-Conference USA third-team selection as a sophomore after coming to UofL from Centennial, Colo.

She earned her bachelor's degree in sport administration with a minor in business administration from UofL in 2007 and went on to earn a master's degree in business administration, also from UofL, in 2009. She is active in the community, serving as a "Big" with Big Brothers Big Sisters and is a former board member for Girls on the Run in Louisville. She is a graduate of Ignite Louisville and Leadership Louisville as well as a member of Women Leaders in College Sports.

She and her husband Rich have three children, Jack, Colin and William.

### Vanessa Shannon

Director of Mental Performance



**V**anessa Shannon has been the Director of Mental Performance for the University of Louisville Athletic Department and Norton Sports Health since October 2015.

Prior to moving to Louisville, Dr. Shannon spent two years at IMG Academy in Bradenton, FL. While at IMG, Dr. Shannon served as the Mental Conditioning Coach for the Girls' Soccer and Basketball programs,

coordinated Psychological Test Preparation for IMG's NFL Combine Training Program, and served as a Vision Training Coach for the Academy's Major League Baseball Off-Season Training Program. While at IMG, Dr. Shannon also served as the Mental Conditioning Coach for the University of Louisville Women's Lacrosse and Women's Soccer Programs.

From 2008-2013, Dr. Shannon was an Assistant Professor of Sport and Exercise Psychology at West Virginia University. During her time at WVU, she also served as the Sport Psychology Consultant for the West Virginia University Women's Soccer Program and supervised sport psychology services for the Swimming and Diving, Gymnastics, Volleyball, and Rowing programs. From 2005-2008, Dr. Shannon was the Department Chair of Exercise and Sport Sciences at Tennessee Wesleyan University in Athens, TN where she consulted with coaches and athletes within the athletic department.

Dr. Shannon has been invited to speak at camps, clinics, classrooms, and conferences both nationally and internationally. In the Spring and Summers of 2010, 2011, and 2012, Dr. Shannon traveled to Lund and Halmstad Universities in Sweden, Leipzig University in Germany, and Aarhus University in Denmark, where she taught lectures and short courses on the psychology of injury, team dynamics, and careers transitions in sport as part of the European Masters in Sport and Exercise Psychology Erasmus Mundus Programme International Scholar Initiative.

Dr. Shannon holds a PhD in Kinesiology, Recreation, and Sports Studies with a specialization in Sport Psychology and concentration in Counseling from the University of Tennessee, Knoxville. She holds a MS in Kinesiology with an emphasis in Exercise Psychology from Kansas State University and BAs in Health and Human Performance and Psychology from Rice University. While at Rice University, Dr. Shannon was a member of the Women's Volleyball team.

### Team Physicians



**Dr. Jennifer Daily**



**Dr. Katie Pohlgeers**



**Dr. Brittney Richardson**



**Dr. Jessica Stumbo**

### Basketball Managers & Staff



**Kayla Rich**  
Student Manager



**Jake Vincent**  
Student Manager



**Brady Walz**  
Student Manager



**Macey Ford**  
Operations Assistant



## Women's Basketball Support Staff



**Matt Banker**  
Assoc. AD/  
Compliance



**Ronee Baxter**  
Director of Special  
Events



**Katie Berry**  
Director of Team  
Marketing



**Jason Bond**  
IT/Stat Crew  
Coord.



**Zach Brooks**  
Director of  
Development



**John Carns**  
Sr. Assoc. AD/  
Compliance



**Laura Clemente**  
Director of Digital  
Marketing



**Michael Dudas**  
Asst. AD/  
Development



**Erika Fitzgerald**  
Asst. Ticket Manager



**Scott Flavell**  
IT/Stat Crew



**Daniel Gossom**  
Assoc. Director/  
Compliance



**Al Greener**  
Pep Band Director



**Tim Haag**  
Social Media  
Coordinator



**Jen Hanson**  
Dir. Game  
Production & Fan  
Experience



**Josh Heird**  
Deputy Athletic  
Director



**Austin Hertzler**  
Asst. Director of  
Marketing



**Russell Hill**  
Asst. Business  
Manager



**Brent Lamkin**  
Facility Operations  
Manager



**David Moser**  
Asst. Equipment  
Manager



**Monica Negron**  
Asst. Dir. of Student-  
Athlete Leadership  
& Development



**Neil Rohrer**  
Asst. Director of  
Ticket Operations



**Lauren Rust**  
Director of  
Compliance



**Carl Schmid**  
Senior Manager,  
Broadcast & PA



**Keith Schobert**  
Director of Arena  
and Facility



**Lauren Sharrock**  
Human Resources  
Generalist



**Amy Shoemaker**  
Assoc. AD/  
Administration



**Emily Spears**  
Asst. Director/  
Compliance



**Jeff Spoelker**  
Asst. AD/Finance



**Lottie Stockwell**  
Assoc. AD/  
Marketing



**Vickie Way**  
Admin. Assoc. for  
Asst./Assoc. ADs





2021



**Louisville Cardinals**



**2020-21 Roster****Alphabetical Roster**

No.	Name	Ht.	Pos.	Cl.	Hometown/Previous School
4	Elizabeth Balogun	6-1	G	Jr.	Chattanooga, Tenn./Georgia Tech
44	Olivia Cochran	6-3	F	Fr.	Columbus, Ga./Carver
22	Elizabeth Dixon	6-5	F	Jr.	Memphis, Tenn./Georgia Tech
1	Dana Evans	5-6	G	Sr.	Gary, Ind./West Side
31	Nyah Green	6-1	G	R-Fr.	Allen, Texas/Allen
11	Norika Konno	5-10	G	So.	Sendai, Japan/Seiwa
0	Ramani Parker	6-4	F	R-Fr.	Fresno, Calif./Montverde Academy
5	Mykasa Robinson	5-7	G	Jr.	Ashland, Ky./Ashland Blazer
13	Merissah Russell	5-11	G	Fr.	Ottawa, Ontario/Cairine Wilson
2	Ahlana Smith	5-9	G	Jr.	Charlotte, N.C./Gulf Coast State
14	Kianna Smith	6-0	G	R-Jr.	Moreno Valley, Calif./California
10	Hailey Van Lith	5-7	G	Fr.	Wenatchee, Wash./Cashmere
3	Malea Williams	6-4	F	Fr.	Georgetown, Ky./Scott County

**Numerical Roster**

No.	Name	Ht.	Pos.	Cl.	Hometown/Previous School
0	Ramani Parker	6-4	F	R-Fr.	Fresno, Calif./Montverde Academy
1	Dana Evans	5-6	G	Sr.	Gary, Ind./West Side
2	Ahlana Smith	5-9	G	Jr.	Charlotte, N.C./Gulf Coast State
3	Malea Williams	6-4	F	Fr.	Georgetown, Ky./Scott County
4	Elizabeth Balogun	6-1	G	Jr.	Chattanooga, Tenn./Georgia Tech
5	Mykasa Robinson	5-7	G	Jr.	Ashland, Ky./Ashland Blazer
10	Hailey Van Lith	5-7	G	Fr.	Wenatchee, Wash./Cashmere
11	Norika Konno	5-10	G	So.	Sendai, Japan/Seiwa
13	Merissah Russell	5-11	G	Fr.	Ottawa, Ontario/Cairine Wilson
14	Kianna Smith	6-0	G	R-Jr.	Moreno Valley, Calif./California
22	Elizabeth Dixon	6-5	F	Jr.	Memphis, Tenn./Georgia Tech
31	Nyah Green	6-1	G	R-Fr.	Allen, Texas/Allen
44	Olivia Cochran	6-3	F	Fr.	Columbus, Ga./Carver

**Pronunciation Guide:**

Ramani (Rah-mah-nee), Ahlana (a-LAWN-uh), Malea (mah-LAY-uh), Balogun (BAL-uh-GOON), Mykasa (Mah-casa), Norika Konno (NO-rika Koh-NO), Kianna (KEY-awna), Nyah (Nye-UH), Walz (Walls), Jonneshia Pineda (JO-nee-SHA PIN-ay-duh)

**Head Coach:** Jeff Walz

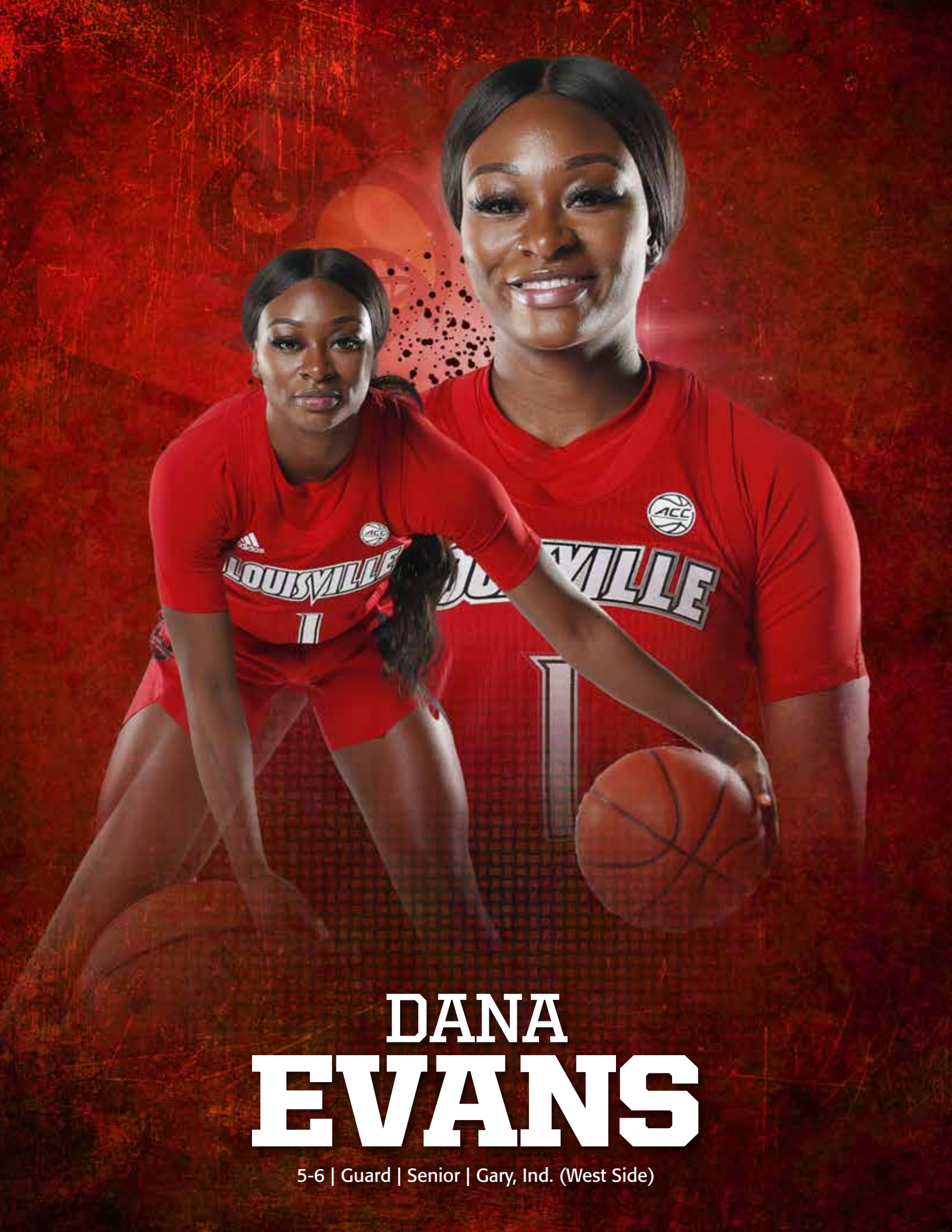
**Associate Head Coach:** Stephanie Norman

**Associate Coach:** Sam Purcell

**Assistant Coach:** Jonneshia Pineda

**Director of Operations:** Kate Tucker





# DANA EVANS

5-6 | Guard | Senior | Gary, Ind. (West Side)



# #1 Dana Evans



## Career Highs

Points.....28 vs. Oklahoma State (11/29/19)  
 Reb.....7 (2 times) latest vs. Pitt (1/27/19)  
 Asst...10 at UK (12/17/17), at UK (12/15/19)  
 Blocks...1 (2 times) latest vs. NKU (12/15/18)  
 Steals 5 (2 times) latest vs. UConn (3/31/19)  
 FGM .....10 vs. Okla St (11/29/19), at Clem  
 (1/2/20)  
 FGA .....20 at Clemson (1/2), vs. FSU (2/6)  
 3FGM .....7 at Clemson (1/2/20), at BC  
 (1/16/20)  
 3FGA.....13 at Clemson (1/2/20)  
 FT.....10 vs. CMU (11/14/19), at UTM  
 (12/19/19)  
 FTA .....11 vs. CMU (11/14/19)  
 Minutes.....50 at UT Martin (12/19/19)

## Junior Year (2019-20):

- Named ACC Player of the Year, the first player in ACC history to go from Sixth Player of the Year to ACC Player of the Year.
- Named All-ACC First Team, All-ACC Academic Team and All-ACC Tournament Team.
- Named one of 10 WBCA All-Americans, joining Angel McCoughtry and Asia Durr as one of three WBCA All-Americans in program history.
- Named Associated Press Second Team All-American, USBWA Second Team All-American.
- Named Wooden Award National Ballot, Dawn Staley Midseason Watch List, Citizen Naismith Trophy Semifi-

nalist, Ann Meyers Drysdale Finalist and Wade Trophy Midseason Watch List.

- Played in 30 games with 29 starts, leading the team with 18.0 points 4.2 assists and 90 made 3-pointers.
- Named All-ACC Tournament team after averaging 19.5 points and knocking down nine 3-pointers on 53 percent shooting.
- In five games against AP Top 25 teams, averaged 16.6 points, 6.2 assists and 3.4 rebounds.
- Made 90 3-pointers this season, which ranks 8th all-time in program history. Was six away from tying Shoni Schimmel (2012-13) and Asia Durr (2018-19) for sixth with 96.

- Led the league and ranked 12th in the country with 90 made 3-pointers.
- Shot 43.1 percent from beyond the arc, which led the league and ranked 20th in the NCAA. Overall, she shot 41.6 percent from the floor, which ranked 13th in the ACC.
- 10 20-plus point games are tied for fourth in the league.
- Scored in double figures in 29 of 30 games played.
- Ranked third in the ACC with 18.0 points per game, 17.2 points per game in ACC play ranked fifth.
- Led the league and ranked 10th in the country with an 89.0 free throw percentage.
- 4.2 assists per game ranked eighth in the ACC and her 1.68 assist-to-turnover ratio ranked fourth.
- Missed games at Pitt and vs. Boston College with ankle injury.
- Scored team-high 23 points on 6-10 shooting from deep in win over Syracuse in ACC Quarters.
- Posted a team-high 18 points against Notre Dame on 2/16 while also finishing with seven assists.
- Became the 31st player in program history to join the 1,000-point club vs. Florida State on 2/6. Had a team-high 18 points and 6 assists against the Seminoles.
- Scored 21 points on 8-14 shooting, while adding a season-high six rebounds and three steals vs. Virginia on 1/23. Marked her fourth straight game with 20-plus points.
- Named ACC Player of the Week by the league and College Sports Madness after averaging a team-high 24.5 points per game, while shooting 48 percent from the floor in road wins at Boston College and North Carolina. She also was 10-of-17 from 3-point range and a perfect 9-9 from the free throw line.
- Led the team with 23 points while adding six assists in the Cards' 74-67 win at North Carolina.
- Scored 27 points and tied career-high with seven made 3's (7-10) at BC. Shot 7-8 from 3-pt range to open game.
- Finished with team-high 20 points and 9 assists vs. Wake Forest on 1/12.
- Knocked down career-high seven 3-pointers (7-13) en route to scoring 27 points at Clemson on 1/2.
- Played career-high 50 minutes in 71-63 double-overtime win at UT Martin (22 points, 8 assists, 4 rebounds).
- Named College Sports Madness ACC Player of the Week after recording second career double-double with 18 points and 10 assists at Kentucky (12/15). Both of her double-double have occurred at Kentucky.
- Named espnW and USBWA National Player of the Week, ACC Player of the Week and Paradise Jam MVP after averaging 21.3 points, while shooting 47 percent from the floor and 11-21 (.524) from 3-point range.
- 17 points and six assists, while knocking down clutch 3-pointer five feet beyond arc to put Cards up nine in 72-62 win over No. 1 Oregon.



## #1 Dana Evans

- Career-high 28 points, while knocking down career-high six 3-pointers (6-9) vs. Oklahoma State.
- Finished with 20 points and team-high 8 assists vs. Boise St. 11/24.
- Team-high 18 points on 8-12 shooting, 2-5 from 3-point range, vs. Chattanooga on 11/21.
- Career-high 24 points on 6-18 shooting, 2-3 from deep and 10-11 from the line, while adding six rebounds vs. CMU.
- Scored 12 points on 5-12 shooting, 2-6 from 3-point range, against Murray State on 11/8.
- Led the Cardinals with 19 points and knocked down three 3-pointers (3-6) vs. WKU on 11/5.
- Named to Wooden Award Watch List.
- Named preseason All-ACC by Blue Ribbon Panel.

### Sophomore Year (2018-19):

- Named ACC Sixth Player of the Year
- Named to ACC All-Academic team.
- Played in all 36 games with five starts, averaging a career-high 10.4 points and 4.0 assists, while shooting 50-130 (.385) from 3-point range.
- After starting the first two games, came off the bench in 31 of the last 34.
- In 16 ACC games, averaged 10.1 points, while shooting 33-73 (.452) from deep.
- Against AP Top 25 teams, is averaging 10.1 points, shooting 20-51 (.395) from deep, and 3.8 assists.
- Ranks third in ACC in assist-to-turnover ratio (2.2), 10th in 3-pt. field goal percentage (.385) and eighth in assists (4.0 per game)
- In ACC play, ranked fourth in 3-pt. field goal percentage (.452), seventh in assist-to-turnover ratio (1.9), 12th in assists (3.9 per game) and 14th in 3-pt. field goals (2.1 per game).
- Is 36-92 (.391) from deep in last 17 games, was 14-38 (.368) in first 19 games.

- Leads Louisville with 4.0 assists per game and ranks third with 10.4 points per game.
- Has recorded 100-plus assists as a freshman (134) and a sophomore (145).
- Tied career high with five steals in regional final vs. UConn on 3/31.
- 10 points on 4-10 shooting with three assists in second round vs. Michigan on 3/24.
- 13 points on 4-8 shooting with team high five assists and six rebounds in first round vs. Robert Morris on 3/22.
- Tallied game-high six assists in career-high 38 minutes vs. Notre Dame in ACC Championship on 3/10.
- 15 points on 6-12 shooting with team-high five assists vs. Clemson in ACC quarterfinals on 3/8.
- 15 points on 6-13 shooting with team-high six assists and three steals vs. NC State on 2/28.
- Tied career high with 34 minutes, team-high 13 points on 5-10 shooting, team-high six assists and three steals at Virginia on 2/21.
- 14 points on 5-13 shooting (4-7 from 3-pt. range) with four assists vs. Miami (Fla.) on 2/17.
- 12 points on 4-8 shooting (4-7 from 3-pt. range) with six rebounds, four assists and four steals vs. Syracuse on 2/7.
- 15 points on 6-10 shooting with five assists at Clemson on 2/2.
- 20 points on career-best 5-10 3-pt. shooting with team-high four assists vs. UConn on 1/31.
- Team-high 16 points with career-highs in 3-pt. field goals (four) and rebounds (seven) vs. Pitt on 1/27.
- 14 points on 6-6 shooting (2-2 3-pt. shooting) with team-high four assists vs. Virginia on 1/17.
- 16 points on 5-7 shooting with four assists and career-high five steals at Duke on 1/6.
- 10 points on 3-8 shooting with three rebounds vs. North Carolina on 1/3.
- Career-high 34 minutes at CMU on 12/20, finished with six points on 2-10 shooting, 0-4 from deep.
- Career-high 21 points on 8-12 shooting, along with team-



- high six assists and career-high four steals vs. NKU on 12/15.
- 10 points on 4-7 shooting with two assists vs. Kentucky on 12/9.
- 11 points with season-high five assists vs. UT Martin on 12/4.
- Scored career-high 17 points on 5-8 shooting with three assists and two steals vs. TSU on 12/2.
- Tied career-high with 14 points and team-high six assists vs. Miami (Ohio) on 11/26.
- 11 points on 4-7 shooting with team-high six assists vs. Hartford on 11/24.
- Scored 11 points on 5-8 shooting with team-high six assists vs. ASU on 11/23.
- Posted team-high nine assists and two steals at UTC on 11/9.

### Freshman Year (2017-18):

- Named ACC All-Freshman Team.
- Led all ACC freshmen, ranked 11th in the league with 3.7 assists per game.
- Ranked fourth in ACC with 1.8 assist-to-turnover ratio.
- Led Cards in assists 16 times.
- Arica Carter (151) and Dana Evans (134) both eclipsed the 100-assist plateau on the season.
- Her 1.3 steals ranked fourth amongst ACC freshmen.
- Averaged 5.1 points per game.
- Nine points, all in first half, vs. MSU in national semifinal vs. Mississippi State on 3/30.
- Five assists and zero turnovers in regional final vs. Oregon State on 3/25.
- 8 assists and 1 turnover at BC on 2/15.



## #1 Dana Evans

- 9 points on 2-2 shooting from deep at Miami on 1/25.
- 8 points on 2-3 shooting from deep and 7 assists at Pitt on 1/18.
- Tied career high with 14 points, while shooting 8-8 from FT line in first career start at Air Force.
- First career double-double with 11 points and 10 assists vs. UK on 12/17.
- Career high 14 points and 7 assists vs. MSU on 11/24.
- Career high 7 rebounds, while adding six points, five assists and two steals vs. Toledo on 11/14.
- 11 points, 5 rebounds, 4 assists and was 6-8 from FT line in debut vs. SEMO on 11/10.
- Named to Preseason ACC Newcomer Watch List.

### High School:

- A five-star prospect that is ranked ninth overall in the class of 2017, according to espnW HoopGurlz.
- The No. 3 recruit by ProspectsNation, seventh by All-Star Girls Report, and 10th by Preferred Athlete Scouting Service.
- Named a McDonald's All-American Team and Jordan Brand All-Star selection in 2017.
- Ranks fifth in Indiana history with 2,832 points
- Led West Side to back-to-back Class 4A sectional titles

- and three in the last four years
- Averaged 35.8 points, 7.6 rebounds, 6.2 assists and 4.8 steals as a senior.
- IBCA Supreme Underclass All-State in 2015, 2016
- Named a Naismith High School All-American and earned USA Today all-Indiana first team accolade in 2016.
- Helped USA Basketball to a gold medal at the FIBA Americas U-18 championship in Valdivia, Chile.
- Averaged 35.8 points, 5.4 rebounds, and 5.0 assists in her junior season.
- Started all 23 contests as a freshman, producing 21.0 points, 3.0 rebounds, and 4.0 assists, before contributing 26.0 points, 5.0 assists, and 4.0 steals as a sophomore.
- A 2015 Indiana Basketball Coaches Association under-class all-state honoree.
- Chose Louisville over Purdue and Tennessee.

### Personal:

- Born on Aug. 1, 1998.
- Daughter of Damon and Shwanda Evans; has three brothers (Damon Evans Jr, Justin Mitchell, Lawrence Jones).

- Majoring in sport administration.

### Favorites:

- Favorite Sports Team(s):** Los Angeles Lakers
- Favorite Athlete:** LeBron James
- Best Compliment Ever Received:** You're a great person on and off the court
- Perfect Pizza:** Ham, pepperoni, sausage
- Favorite Musical Group/Singer:** Michael Jackson
- Favorite Movie:** Love and Basketball
- Best Subject:** Math
- Worst Subject:** Biology
- Favorite Food:** Steak
- Super Power:** Read people's minds
- Favorite TV Show:** Love and Hip-Hop
- Favorite Cartoon Character:** SpongeBob SquarePants
- Most Influential Person:** Parents
- What do you like outside of basketball:** Shop
- One thing not many know about you:** I did ballet
- Biggest Celebrity Crush:** LeBron James
- Pregame Routine:** Music and pray
- Favorite Thing About UofL:** Fan support



### Career Statistics

Year	GP	GS	Min	Avg	FG	FGA	Pct	3FG	3FGA	Pct	FT	FTA	Pct	OREB	DREB	Reb	Avg	PF	FO	Ast	TO	Blk	Stl	Pts	Avg
2017-18	39	1	820	21.0	71	195	.364	11	49	.224	47	59	.797	10	67	77	2.0	89	1	134	70	2	43	200	5.1
2018-19	36	5	933	25.9	130	311	.418	50	130	.385	64	76	.842	19	68	87	2.4	72	1	145	66	1	56	374	10.4
2019-20	30	29	1012	33.7	176	423	.416	90	209	.431	97	109	.890	10	73	83	2.8	41	0	125	75	0	24	539	18.0
<b>TOTAL</b>	<b>105</b>	<b>35</b>	<b>2765</b>	<b>26.3</b>	<b>377</b>	<b>929</b>	<b>.406</b>	<b>151</b>	<b>388</b>	<b>.389</b>	<b>208</b>	<b>244</b>	<b>.852</b>	<b>39</b>	<b>208</b>	<b>247</b>	<b>2.4</b>	<b>202</b>	<b>2</b>	<b>404</b>	<b>211</b>	<b>3</b>	<b>123</b>	<b>1113</b>	<b>10.6</b>





# ELIZABETH BALOGUN

6-1 | Guard | Junior | Chattanooga, Tenn. (Georgia Tech)



## #4 Elizabeth Balogun



- 13 points on 5-12 shooting, got offensive putback after missing two free throws to put Louisville up 61-58 vs. Syracuse.
- Played 40 minutes and scored 11 points in 72-62 win over No. 1 Oregon.
- Nine points and 11 rebounds vs. Chattanooga on 11/21.
- 11 points on 3-6 shooting from deep, while adding seven rebounds vs. Murray State on 11/8.
- Scored 15 on 5-6 shooting from 3-point range in Louisville debut vs. WKU on 11/5.
- Named to Citizen Naismith Watch List.
- Picked #23 in espW's Top 25 Player List.
- Named preseason All-ACC by Coaches and Blue Ribbon Panel.

**Georgia Tech - Freshman Year (2018-19):**

- Named the 2018-19 ACC Freshman of the Year and four times was named ACC Freshman of the Week in her lone season at Georgia Tech
- Started all 30 games for the Yellow Jackets, averaging 14.6 points per game, which led the team and ACC freshman, and ranked eighth in the country among freshmen
- Led Georgia Tech in scoring 13 times, produced six 20-plus point games, two 30-plus point outings and 24 times scored in double figures
- Scored a career-high 35 points at North Carolina, which marked the third highest scoring output for a freshman in Georgia Tech history
- With 437 points last season, Balogun scored the seventh most points as a freshman in Georgia Tech history
- Finished with two double-doubles, recording 18 points and 17 rebounds at Boston College and 13 points and 10 rebounds at Louisville
- She shot 65-194 (.335) from 3-point range to lead the team and connected on at least one 3-pointer in 29 of 30 games
- Twice she knocked down a career-high six 3-pointers, shooting 6-12 at Clemson and 6-12 three games later at North Carolina

**High School:**

- Attended Hamilton Heights Christian Academy in Chattanooga, Tenn.
- Played four years of basketball for Coach Hunt and served as captain two seasons
- Named 2017 McDonald's All American and played 14 minutes in the game, contributing three points on a three-pointer and recording a steal
- Also played in the Jordan Brand Classic game in Brooklyn, N.Y.
- Named All-USA Tennessee Player of the Year by USA Today
- Tabbed to 2017 American Family Insurance All-USA Tennessee Girls Basketball first team
- Capped high school career being tabbed Naismith Trophy High School All-American
- Helped Hamilton Heights to a 2017 USA National Prep School national championship and National Association of Christian Athletes national championship
- Finished runners-up at the Dick's Sporting Goods National Championship
- Ranked as a top 10 recruit by All Star Girls Report at No. 9
- Ranked No. 12 recruit by Blue Star and No. 17 by Prospect Nation

**Personal:**

- Born on Sept. 9, 2000.
- Majoring in business.

**Career Highs**

Points	35 vs. North Carolina (1/31/19)*
Reb.	17 vs. Boston College (1/3/19)*
Asst.	5 vs. Alabama State (12/5/18)*
Blocks	6 vs. Syracuse (1/20/19)*
Steals	5 vs. Houston (11/9/18)*
FGM	12 vs. Seton Hall (12/20/18)*
FGA	22 vs. Florida State (3/3/19)*
3FGM	6 (2 times) latest vs. UNC (1/31/19)*
3FGA	12 (2 times) latest vs. UNC (1/31/19)*
FT	7 vs. North Carolina (1/31/19)*
FTA	9 vs. North Carolina (1/31/19)*
Minutes	41 vs. Houston (11/9/18)*

\*at Georgia Tech

**Favorites:****What do you want to do after college:** Own my hotel**Proudest moment of your life:** When I got into college**Favorite athlete(s):** My dad**Perfect pizza:** Pepperoni**Favorite musical group/singer:** Justin Bieber**Favorite movie:** It**Best subject in school:** Music**Worst subject in school:** Economics**Favorite food:** Chicken**Favorite TV show:** Love and hip-hop**Super Power:** Be able to fly**Favorite cartoon character:** Super woman**Favorite social media platform:** Twitter**What you like to do outside of playing basketball:**

Sleep

**Most influential person in your life:** My siblings**Favorite inspirational quote:**

"What goes around comes around."

**Who or what inspires or motivates you:** My dad**Greatest challenge to overcome:**

Move to another country

**One thing not many know about you:**

I can play volleyball

**Funniest player on the team:** Me**Best part of your game:** Shooting the ball**Pregame routine:** Listen to music**Why you chose UofL:** Because I love it here**Favorite thing about UofL:** Fans**Favorite thing about playing for Coach Walz:**

He is a great person

**Favorite Coach Walz saying:** "Heyyy guys"**Sophomore Year (2019-20):**

- Played in 28 games with 26 starts, ranked fourth on the team with 8.1 points per game and tied for third with 4.6 rebounds per game. Averaged 24.1 minutes and shot 35-109 (.321) from 3-point range.
- Ranked eighth in the ACC with 1.2 blocks per game, second in the ACC amongst guards behind Emily Engstler, SYR (1.6 bpg).
- Missed games at Pitt and vs. Boston College with ankle injury.
- Missed games vs. FSU and Syracuse playing for Nigeria in the 2020 Women's Olympic Qualifying Tournament in Belgrade, Serbia. She had nine points, three steals, two rebounds and two assists in Nigeria's 85-51 win over Mozambique. Finished the tournament with a 1-2 record and qualified for 2020 Olympics in Tokyo.
- Season-high and team-high 12 rebounds against Virginia.
- Eight points and a team-high nine rebounds in win at North Carolina.
- One of five players in double figures with 10 points on 2-4 shooting from deep at BC.
- Scored first seven points, finished with 15 points on 6-10 shooting, 3-6 from deep, while adding five blocks at Clemson on 1/2.

**Career Statistics**

Year	GP	GS	Min	Avg	FG	FGA	Pct	3FG	3FGA	Pct	FT	FTA	Pct	OREB	DREB	Reb	Avg	PF	FO	Asst	TO	Blk	Stl	Pts	Avg
2018-19*	30	30	914	30.5	165	409	.403	65	194	.335	42	67	.627	60	92	152	5.1	73	4	48	58	33	49	437	14.6
2019-20	28	26	674	24.1	87	216	.403	35	109	.321	19	32	.594	35	93	128	4.6	42	0	44	36	34	22	228	8.1
<b>TOTAL</b>	<b>58</b>	<b>56</b>	<b>1588</b>	<b>27.4</b>	<b>252</b>	<b>625</b>	<b>.403</b>	<b>100</b>	<b>303</b>	<b>.330</b>	<b>61</b>	<b>99</b>	<b>.616</b>	<b>95</b>	<b>185</b>	<b>280</b>	<b>4.8</b>	<b>115</b>	<b>4</b>	<b>92</b>	<b>94</b>	<b>67</b>	<b>71</b>	<b>665</b>	<b>11.5</b>

\*at Georgia Tech





# ELIZABETH DIXON

6-5 | Forward | Junior | Memphis, Tenn. (Georgia Tech)



## #22 Elizabeth Dixon

**Sophomore Year (2019-20):**

- Played in all 32 games with four starts, averaging 4.4 points, 3.6 rebounds, while shooting 49.6 percent from the floor.
- Six points and nine rebounds in 25 minutes vs. Syracuse.
- Had a team-high seven rebounds, while adding six points against Notre Dame on 2/16.
- Seven points on 3-4 shooting and recorded a season-high three blocks at Notre Dame.
- Eight points on 4-4 shooting and two blocks at North Carolina.
- Nine points on 4-5 shooting, while adding five rebounds at Miami.
- 15 points on 6-7 shooting against Boise State.
- In her debut as a Cardinal vs. WKU, had her fifth career double-double with team-high 13 rebounds, while adding 10 points.

**Georgia Tech - Freshman Year (2018-19):**

- Named to the All-ACC Freshman team and three times was named ACC Freshman of the Week.
- Started all 30 games for the Yellow Jackets and was second on the team and first among ACC freshmen in rebounding with 6.4 per game.
- She ranked third on the team in scoring with 11.0 points per game.
- Seven times she led the team in scoring and six times led the team in rebounds.
- She scored in double figures 19 times and had three 20-plus point scoring games.
- She finished the year with 192 rebounds, which ranks fourth all-time among freshmen in Georgia Tech history.
- Recorded her first career double-double in just her third game with 13 points and 10 rebounds vs. Western Carolina.

- She finished with four double-doubles on the season and against Duke on Jan. 10, she recorded her fourth double-double of the year with a career-high 22 points to go with a personal-best 17 rebounds.

**High School:**

- Attended Ridgeway High School in Memphis, Tenn.
- Multi-sport athlete at Ridgeway, competing in basketball and track and field.
- Played three seasons of basketball with coach Rhonda Kendall and one year with coach Cedric Lewis.
- Helped her team capture the district tournament in 2014-15.
- Two-time all-state, all district and all region in 2016-17 and 2017-18.
- Tabbed All USA Tennessee second team by USA Today in 2016-17.
- Named to the all USA Tennessee first team as a senior by USA Today.
- 2018 Ms. Basketball finalist.
- Named McDonald's All American and Jordan Brand Classic honoree.
- Came off the bench in the McDonald's All American Game to contribute five rebounds, four points, three blocks, two assists and a steal in 13 minutes.
- Competed in distance for one year in track and field.

**Personal:**

- Born on Sept. 29, 2000.
- Daughter of Richard & Elizabeth Dixon; has three brothers - Richard, David, Josh, and one sister - Kim.
- Majoring in business.

**Career Highs**

Points	22 vs. Duke (1/10/19), vs. WF (2/10/19)*
Reb.	17 vs. Duke (1/10/19)*
Asst.	4 vs. Duke (1/10/19)*
Blocks	4 vs. Duke (1/10/19)*
Steals	4 vs. Alabama State (12/5/18)*
FGM	9 vs. Duke (1/10/19)*
FGA	14 vs. Clemson (2/21/19)*
3FGM	
3FGA	
FT	9 vs. Pitt (2/7/19)*
FTA	10 vs. Pitt (2/7/19)*
Minutes	43 vs. Wake Forest (2/10/19)*

\*at Georgia Tech

**Favorites:****What do you want to do after college:**

To play professional basketball

**Proudest moment of your life:**

Being named a McDonald's All American

**Favorite sports team(s):** Las Vegas Aces**Favorite athlete(s):** Liz Cambage**Best compliment you ever received:**

I want to be just like you when I grow up

**Perfect pizza:** Pepperoni**Favorite musical group/singer:** Chris Brown and Drake**Favorite movie:** Suicide squad**Best subject in school:** Math**Worst subject in school:** Humanities**Favorite food:** Wings and pasta**Favorite TV show:** Green leaf**Super Power:** Mind control**Favorite cartoon character:** Bugs bunny**Favorite social media platform:** Twitter**What you like to do outside of playing basketball:**

Shopping, watching movies, hanging out with friends

**Biggest celebrity crush:** Will Smith**Most influential person in your life:** My sister**Favorite inspirational quote:** It's not going to be easy but it's going to be worth it**Who or what inspires or motivates you:** My family**What has been your greatest challenge to overcome:** Not overthink when I'm playing**One thing not many know about you:**

I have a pretty good style

**Funniest player on the team:** Elizabeth Balogun**Best singer on the team:** Norika Konno**Best part of your game:** My face up game**Pregame routine:** I put my music on and just meditate**Why you chose UofL:** I love the coaching staff and the players. I also want to win and be the best player I can be and I know they can help me.**Favorite thing about UofL:**

My teammates and the people here

**Favorite thing about playing for Coach Walz:** He's one of the best in the league and his personality is fun to be around. He also truly cares and you can see that.**Career Statistics**

Year	GP	GS	Min	Avg	FG	FGA	Pct	3FG	3FGA	Pct	FT	FTA	Pct	OREB	DREB	Reb	Avg	PF	FO	Ast	TO	Blk	Stl	Pts	Avg
2018-19*	30	30	768	25.6	130	254	.512	0	0	.000	70	98	.714	103	89	192	6.4	78	4	25	77	33	18	330	11.0
2019-20	32	4	461	14.4	56	113	.496	0	1	.000	29	45	.644	61	54	115	3.6	53	0	9	32	21	8	141	4.4
<b>TOTAL</b>	<b>62</b>	<b>34</b>	<b>1229</b>	<b>19.8</b>	<b>186</b>	<b>367</b>	<b>.507</b>	<b>0</b>	<b>1</b>	<b>.000</b>	<b>99</b>	<b>143</b>	<b>.692</b>	<b>164</b>	<b>143</b>	<b>307</b>	<b>5.0</b>	<b>131</b>	<b>4</b>	<b>34</b>	<b>109</b>	<b>54</b>	<b>26</b>	<b>471</b>	<b>7.6</b>

\*at Georgia Tech





# MYKASA ROBINSON

5-7 | Guard | Junior | Ashland, Ky. (Ashland Blazer)



## #5 Mykasa Robinson

**Sophomore Year (2019-20):**

- Played in 30 games with three starts, averaging 2.7 points, 3.1 rebounds, 2.3 assists and 1.2 steals in 17.7 minutes.
- Scored career-high seven points, while adding five rebounds and five assists and committing just one turnover in 30 minutes vs. Boston College.
- Played career-high 36 minutes at Pitt on 2/23, matching career-high eight rebounds and adding team-high eight assists.
- Matched season-high six points on 3-5 shooting against Notre Dame on 2/16, finishing with a career-high and team-high nine assists. Also tallied seven rebounds in a career-high 30 minutes.
- Made third career start at Syracuse on 2/9, finishing with four points and three steals.
- Finished with five points and four rebounds against Florida State on 2/6.
- Played career-high 28 minutes and finished with six points, six rebounds and three assists at BC.
- Finished with seven assists to set career-high, while adding five rebounds and three steals, at Miami on 1/9/20.
- Had a season high six points on 3-5 shooting against Duke on 1/5.
- Five rebounds and three steals in 22 minutes in double-overtime win at UTM.
- Four points, four rebounds, three steals and two assists in 15 minutes vs. Chattanooga on 11/21. Was also featured on ESPN SportsCenter Top 10 after recording steal and making no-look pass to Norika Konno for layup.

**Freshman Year (2018-19):**

- Played in all 35 games, with two starts.
- Averaged 1.7 points and 1.7 rebounds.
- Entered the game trailing 32-22 with 5:34 left to go in the first half vs. NC State, and went on a 22-2 run the rest of the half to enter the locker room with a 44-34 lead. She played five minutes with four fouls, two steals and two turnovers.
- Made second career start with 27-minute effort in first round vs. Robert Morris on 3/22.
- Five rebounds and two assists in 16 minutes at Virginia on 2/21.
- Matched season highs with 7 points and three steals at Wake Forest on 1/20.
- Helped spur late Louisville rally with six fourth-quarter points on 3-3 shooting at Notre Dame on 1/10.
- Matched season-high with seven rebounds vs. UT Martin on 12/4.
- Season-high seven points (7-8 FT shooting) and seven rebounds vs. TSU on 12/2.
- Six rebounds and two steals vs. Miami (Ohio) on 11/26.
- Made first career start at Boise State on 11/19.
- Posted five points on 2-2 shooting in 14 minutes at UTC on 11/9.
- Two assists and zero turnovers in 14 minutes in Louisville debut vs. WKU on 11/6.

**High School:**

- As a senior, named Kentucky Association of Basketball Coaches Co-Player of the Year in the 16th region.

**Career Highs**

Points.....	7 vs BC (2/27/20)
Reb.....	8 vs Pitt (1/26/20), at Pitt (2/23/20)
Asst.....	9 vs Notre Dame (2/16/20)
Blocks.....	1 (6 times) latest vs BC (2/27/20)
Steals.....	3 (9 times) latest vs BC (2/27/20)
FGM.....	3 (3 times) latest vs. Duke (1/5/20)
FGA.....	7 vs BC (2/27/20)
3FGM.....	1 at UTC (11/9)
3FGA.....	1 (3 times) latest at UTM (12/19/19)
FT.....	7 vs. TSU (12/2)
FTA.....	8 (2 times) latest vs. TSU (12/2)
Minutes.....	36 at Pitt (2/23/20)

- Finalist for Kentucky's 2018 Miss Basketball award.
- Set the school record in steals while leading Ashland with 17.4 points per game as a senior, added 7.5 rebounds a game.
- As a junior, missed all but two games of the 2016-17 season while recovering from offseason ACL surgery.
- Averaged 18.8 points and 6.6 rebounds for the Kittens, both team highs, as a sophomore.
- As a freshman, she averaged 10.6 points, 3.5 assists, 3.2 rebounds and 2.5 steals, and helped lead Ashland Blazer to a region championship and a trip to the Sweet 16.
- Named USA All-State honorable mention as a freshman in 2015, First Team All-State by the Lexington Herald-Leader as a sophomore in 2016 and Third Team All-State by the Lexington Herald-Leader in 2017.
- Comes to Louisville as the No. 29-ranked player in the class of 2018, according to ESPNW HoopGurlz. The five-star prospect is tabbed as the eighth-best player at the guard position.
- Chose Louisville over Michigan State, Ole Miss, Ohio State, Virginia Tech, Dayton, Colorado and Kentucky.

**Personal:**

- Born on Feb. 6, 2000.
- Daughter of Matt and Mary; has two sisters (Alexis, Khia) and one brother (DeVaunte).
- Majoring in exercise science.

**Favorites:**

**Favorite Sports Team(s):** Los Angeles Sparks, Los Angeles Lakers

**Favorite Athlete:** LeBron James

**Best Compliment Ever Received:** A good Christian

**Perfect Pizza:** Cheese and Pineapple

**Favorite Musical Group/Singer:** Beyonce

**Favorite Movie:** Remember the Titans

**Best Subject:** Math

**Worst Subject:** English

**Favorite Food:** Sushi

**Favorite TV Show:** One Tree Hill

**Super Power:** Super speed

**Favorite Cartoon Character:** Bugs Bunny

**Most Influential Person:** My brother

**What do you like outside of basketball:**

Go to church, hang with friends

**One thing not many know about you:**

I cheered when I was little

**Best Singer on Team:** Dana Evans

**Pregame Routine:** Listen to music

**Best Part of your Game:** Defense

**Favorite Thing About UofL:**

The family like environment and teammates

**Why you chose UofL:** It's close to home, team is like family and a chance to compete for a national championship

**Career Statistics**

Year	GP	GS	Min	Avg	FG	FGA	Pct	3FG	3FGA	Pct	FT	FTA	Pct	OREB	DREB	REB	Avg	PF	FO	Asst	TO	Blk	Stl	Pts	Avg
2018-19	35	2	373	10.7	19	43	.442	1	2	.500	19	38	.500	23	36	59	1.7	43	0	18	29	2	20	58	1.7
2019-20	30	3	530	17.7	31	66	.470	0	1	.000	18	31	.581	36	56	92	3.1	48	1	69	39	4	35	80	2.7
<b>TOTAL</b>	<b>65</b>	<b>5</b>	<b>903</b>	<b>13.9</b>	<b>50</b>	<b>109</b>	<b>.459</b>	<b>1</b>	<b>3</b>	<b>.333</b>	<b>37</b>	<b>69</b>	<b>.536</b>	<b>59</b>	<b>92</b>	<b>151</b>	<b>2.3</b>	<b>91</b>	<b>1</b>	<b>87</b>	<b>68</b>	<b>6</b>	<b>55</b>	<b>138</b>	<b>2.1</b>





# AHLANA SMITH

5-9 | Guard | Junior | Charlotte, N.C. (Gulf Coast State)



## #2 Ahlana Smith

**Gulf Coast State - Sophomore Year (2019-20):**

- Named the 2019-20 NJCAA Division I Women's Basketball Player of the Year.
- Named NJCAA First Team All-American, NJCAA Region VIII Player of the Year and NJCAA Player of the Week (11/4-11/10).
- Led Gulf Coast State with 20.3 points and 2.7 steals per game, while also recording 4.8 rebounds and 2.0 assists per game. She shot 43.9 percent from the floor.
- Led Gulf Coast State to a 23-5 record, including an undefeated 11-win mark at home. The Commodores finished as runner-up in the NJCAA South Atlantic District tournament before earning an at-large selection to the national tournament as the No. 5 seeded team.
- Posted three 30-point performances throughout the season and put up double-digit scoring marks in all but one contest that she participated in.
- Boasted a season-high 39-point performance in the second game of the season in a 97-89 win at Florida South-Western.

**UCLA - Freshman Year (2018-19):**

- Played in 32 games, the most of among freshmen on the team. She averaged 12.6 minutes, 3.0 points and 1.9 rebounds on the year.
- Opened her collegiate career by scoring a career-high 13 points in UCLA's season opener at Loyola Marymount. She shot 6-10 from the floor and added four rebounds.

- Pulled down a career-high seven rebounds against Colorado in UCLA's regular season finale.

**High School:**

- At Mallard Creek High School, she was named First Team All-MeCka 4A and State Tournament MVP as the Mavericks went 29-1 overall in her junior year.
- The Mavericks fell in the state semifinals after winning the MeCka 4A title in 2016.
- She averaged 16.5 points, 4.0 rebounds and 4.0 assists per game in 2017.
- Spent her first two seasons prepping at Zebulon B. Vance High School where averaged 21.7 points, 6.6 rebounds, 4.6 steals, 2.0 assists and 1.8 blocks per game as a sophomore, while being named All-League.
- She averaged 19.4 points per game as a freshman.
- Coming out of high school, she was ranked No. 30 in ESPNW's HoopGurlz rankings and No. 34 by Prospects Nation.

**Personal:**

- Born on November 17, 2000.
- Daughter of Rosa Morales and David Smith, has one sister Kiana.
- Majoring in sports administration.

**Career Highs**

Points	.....13	at Loyola Marymount (11/6/18)*
Reb.	.....7	vs. Colorado (3/3/19)*
Asst.	.....4	at Illinois-Chicago (12/19/18)*
Blocks	.....1	(8 times), latest vs. Colorado (3/3/19)*
Steals	.....3	vs. Washington State (2/1/19)*
FGM	.....6	at Loyola Marymount (11/6/18)*
FGA	.....10	at Loyola Marymount (11/6/18)*
3FGM	.....1	(8 times), latest at Oregon State (2/24/19)*
3FGA	.....5	at Loyola Marymount (11/6/18)*
FT	.....3	vs. Colorado (3/3/19)*
FTA	.....3	vs. Colorado (3/3/19)*
Minutes	.....25	at Utah (2/10/19)*

\*at UCLA

**Favorites:**

**What do you want to do after college:** I would like to play professional basketball after college while pursuing the real estate market.

**Proudest moment of your life:** One of the proudest moments of my life would be getting accepted into UCLA.

**Favorite athlete(s):** Kevin Durant

**Perfect pizza:** Light alfredo sauce, pepperoni, banana peppers, garlic crust.

**Favorite musical group/singer:** Drake

**Favorite movie:** Polar Express

**Best subject in school:** Math

**Worst subject in school:** Social studies

**Favorite food:** Steak & mashed potatoes

**Favorite TV show:** Spongebob Squarepants

**If you could have a super power:** Unlimited lifespan

**Favorite social media platform:** Instagram

**What you like to do outside of playing basketball:**

Buy & sell property in the real estate field

**Biggest celebrity crush:** Drake

**Career Statistics**

Year	GP	GS	Min	Avg	FG	FGA	Pct	3FG	3FGA	Pct	FT	FTA	Pct	OReb	DReb	Reb	Avg	PF	FO	Asst	TO	Blk	Stl	Pts	Avg
2018-19*	32	0	403	12.6	40	111	.360	8	36	.222	8	14	.571	20	42	62	1.9	34	0	20	29	8	19	96	3.0
<b>TOTAL</b>	<b>32</b>	<b>0</b>	<b>403</b>	<b>12.6</b>	<b>40</b>	<b>111</b>	<b>.360</b>	<b>8</b>	<b>36</b>	<b>.222</b>	<b>8</b>	<b>14</b>	<b>.571</b>	<b>20</b>	<b>42</b>	<b>62</b>	<b>1.9</b>	<b>34</b>	<b>0</b>	<b>20</b>	<b>29</b>	<b>8</b>	<b>19</b>	<b>96</b>	<b>3.0</b>

\*at UCLA





# KIANNA SMITH

6-0 | Guard | Redshirt Junior | Moreno Valley, Calif. (California)



**Redshirt Sophomore Year (2019-20):**

- Sat out 2019-20 season due to NCAA transfer rules.

**California - Sophomore Year (2018-19):**

- In two seasons at Cal she scored 600 points, knocked down 91 3-pointers and dished out 244 assists, while helping the Bears to two 20-win seasons and two trips to the NCAA Tournament.
- Was named Pac-12 All-Academic honorable mention for her strong performance on the court and in the classroom.
- In addition to putting up a 3.29 cumulative GPA, she started all 33 games for the Bears, while averaging a career-high 9.8 points per game.
- Finished with 14 double-figure scoring games and matched a career-high with 20 points, while shooting 5-6 from 3-point range against Oregon.
- Led the team with 18 points on 7-13 shooting, 2-4 from deep, in California's second round loss in the NCAA Tournament to eventual national champion Baylor.
- Connected on at least one 3-pointer in 28 of 33 games, while shooting a career-best 35 percent from downtown and knocking down a career-best 55 threes.

**California - Freshman Year (2017-18):**

- Named to the Pac-12 All-Freshman Team after playing in all 32 games, making 31 starts.
- Finished fourth on the team in scoring at 8.6 points per game while leading the team with 4.8 assists per game.

- Scored a career-high 20 points against Virginia in the First Round of the 2018 NCAA Tournament, going 9-14 from the floor while adding eight assists.
- Ranked seventh in the Pac-12 in assists per game while leading all conference freshmen in the category.
- Finished the year ranked third among all freshman in Division I with 4.8 assists per game and ranked fifth among all Division I freshmen with a 2.05 assist-to-turnover ratio.
- Scored double-figures in four of Cal's final six games of the season, also adding 36 assists and just 13 turnovers over that same span.
- Named Pac-12 and USBWA National Freshman of the week after scoring 14 points and adding 8 assists in Cal's win over Kentucky while committing just 1 turnover.
- Dished out a career-high 12 assists in Cal's win over Manhattan, while shooting 4-5 from beyond the arc and scoring a then career-best 17 points for her first collegiate double-double.
- Scored 16 points in Cal's upset over No. 14 Stanford, going 7-11 from the floor and adding a career-best three steals.

**High School:**

- Attended Troy High School in Fullerton, Calif.
- ESPN HoopGurlz five-star prospect, No. 17 overall prospect in the nation and fifth-ranked guard in the 2017 class.
- McDonald's All-American Team selection in 2017.
- First-team All-State, All-CIF and All-Orange County in 2016.
- Ranked No. 27 overall in 2017 class according to Prospects Nation.
- Averaged 21.3 points, 5.5 rebounds, 3.7 assists and 2.6 steals per game during senior season and led Troy to CIF Open Division semifinals (2016-17).
- Played club ball for West Coast Premiere.

**Personal:**

- Born on June 10, 1999.
- Daughter of John and Kelly Smith; one brother (John) and one sister (Kelly).
- Majoring in business.
- Dad, John, is the head men's basketball coach at Cal Poly, and played at UNLV (1987-89) under head coach Jerry Tarkanian.
- Brother, Jamal, played basketball at Cal State Fullerton.
- Grandfather, Fred "Lucky" Smith, played for the Milwaukee Bucks.

**Favorites:**

**Favorite Sports Team(s):** Connecticut Sun, Golden State Warriors, Seattle Storm

**Favorite Athlete(s):** Damian Lillard, Stephen Curry, Sue Bird, Courtney Vandersloot

**Perfect Pizza:** No pizza, no cheese

**Favorite Musical Group/Singer:** Jhene Aiko, Drake

**Favorite Movie:** Baby Driver

**Best Subject:** Math

**Worst Subject:** Writing

**Favorite Food:** Korean BBQ

**Super Power:** Teleportation

**Favorite TV Show:** Money Heist

**Favorite Cartoon Character:** Kim Possible

**Most Influential Person:** My parents

**Favorite inspirational quote:** "Ease is a greater threat to progress than hardship."

**Best compliment ever received:** I have a good heart

**What do you like outside of basketball:**

Photography, listen to music

**One thing not many know about you:**

I have a vinyl collection

**Biggest Celebrity Crush:** Odell Beckham Jr.

**Funniest Player on Team:** Elizabeth Balogun

**#14 Kianna Smith****Career Highs**

Points	..... 20 vs. Oregon (2/8/19)*, vs. Virginia (3/16/18)*
Reb.	..... 7 vs Washington St. (1/14/18)*, vs. Washington (1/12/18)*
Asst.	..... 12 vs. Manhattan (11/24/17)*
Blocks	..... 3 vs. Arizona State (2/22/19)*
Steals	..... 3 vs. Stanford (2/17/18)*
FGM	..... 9 vs. Virginia (3/16/18)*
FGA	..... 15 vs. Harvard (12/30/18)*
3FGM	..... 5 vs. Oregon (2/8/19)*
3FGA	..... 9 at Washington State (3/3/19)*
FT	... 4 (3 times) latest vs. Tulane (11/23/18)*
FTA	..... 4 (8 times) latest vs. Baylor (3/25/19)*
Minutes	..... 40 (four times) latest vs. Baylor (3/25/19)*

\*at Cal

**Best Singer on Team:** Norika Konno

**Pregame Routine:** Listen to music, take a nap

**What you want to do after college:**

WNBA, Play overseas, business marketing director

**Favorite Thing About UofL:** Support around athletics

**Why you chose Louisville:** Winning program that produces professionals and I loved the girls on my visit

**Favorite thing about playing for Coach Walz:**

His sarcasm

**Career Statistics**

Year	GP	GS	Min	Avg	FG	FGA	Pct	3FG	3FGA	Pct	FT	FTA	Pct	OREB	DREB	Reb	Avg	PF	FO	Ast	TO	Blk	Stl	Pts	Avg
2017-18*	32	31	1017	31.8	108	280	.386	36	113	.319	24	35	.686	14	73	87	2.7	66	0	152	74	6	24	276	8.6
2018-19*	33	33	1113	33.7	125	313	.399	55	157	.350	19	29	.655	20	59	79	2.4	72	1	92	55	15	20	324	9.8
<b>TOTAL</b>	<b>65</b>	<b>64</b>	<b>2130</b>	<b>32.8</b>	<b>233</b>	<b>593</b>	<b>.393</b>	<b>91</b>	<b>270</b>	<b>.337</b>	<b>43</b>	<b>64</b>	<b>.672</b>	<b>34</b>	<b>132</b>	<b>166</b>	<b>2.6</b>	<b>138</b>	<b>1</b>	<b>244</b>	<b>129</b>	<b>21</b>	<b>44</b>	<b>600</b>	<b>9.2</b>

\*at Cal





# NORIKI KONNO

5-10 | Guard | Sophomore | Sendai, Japan (Seiwa)



# #11 Norika Konno

## Career Highs

Points.....	11 vs. UTC (11/21)
Reb.....	4 vs. Murray St (11/8), vs. BSU (11/24)
Asst.....	6 vs. BSU (11/24)
Blocks.....	1 vs. Syracuse (12/29)
Steals.....	1 (3 times) latest at Miami (1/9/20)
FGM.....	4 (3 times) latest at Miami (1/9/20)
FGA.....	9 vs. UTC (11/21)
3FGM.....	1 (2 times) latest at Miami (1/9/20)
3FGA.....	4 vs. Murray St (11/8), vs. UTC (11/21)
FT.....	3 (two times) latest vs. BSU (11/24)
FTA.....	4 (two times) latest vs. BSU (11/24)
Minutes.....	28 at OSU (12/5)

**Best Singer on Team:** Nyah Green

**Best part of your game:** Passing

**Pre-game routine:** Listening to music

**Why you chose UofL:** I've been interested in playing basketball in the United States, I can trust the coaching staff, good teammates

**Favorite thing about playing for Coach Walz:**

He's detail oriented and knows how to teach.

**Favorite Coach Walz saying:** "I don't like drama."



## Freshman Year (2019-20):

- Played in 16 games, averaging 4.6 points, 1.9 assists 1.6 rebounds.
- Missed the last 14 games with a knee injury.
- Scored nine points, all in the fourth quarter, on 4-7 shooting, while adding three assists at Miami.
- Played pivotal minutes after Jazmine Jones got in foul trouble and finished with six points on 3-4 shooting in 72-62 win over Oregon.
- Career-high 11 points and team-high four assists vs. Chattanooga on 11/21.
- Led the team with five assists, while adding four points and four rebounds against Murray State on 11/8.
- Scored nine points in her collegiate debut against WKU.

## High School:

- The 5-foot-10 shooting guard from Seiwa High School in Sendai, Japan, has an impressive resume of international experience.
- Was a member of the U18 and U19 Japanese National Teams.
- Helped the 2018 team win a silver medal at the U18 Women's Asian Championships. She recorded 10-plus points in four of five games, including 19 points on 8-of-12 shooting, vs. China. She finished the tournament averaging 13.0 points, 4.0 rebounds and 2.5 assists per game.
- Helped the 2019 team to a trip to the quarterfinals at the U19 World Cup. She recorded 10-plus points in three of six games, averaging 8.3 points, 3.7 rebounds and 1.9 assists.
- She was also a member of the 3-on-3 team from Japan that won a silver medal in the 2018 Asian Games. In her best game during the tournament, she had 28 points, nine rebounds, three assists and three steals.

## Personal:

- Born on May 1, 2000.
- Daughter of Koji and Kaoru Konno; has two sisters (Yuki, Saki).
- Major is undecided.

## Favorites:

**Who do you want to do after college:** I want to play professional basketball.

**Proudest moment of your life:** Playing for the Japanese national team.

**Favorite Athlete:** Jordin Canada

**Best compliment you've ever received:**

I have a nice smile.

**Perfect Pizza:** Cheese and teriyaki chicken.

**Favorite Movie:** La La Land, Interstellar

**Best Subject in School:** English

**Worst Subject in School:** Geography

**Favorite Food:** Sushi

**Favorite TV Show:** Itte Q

**Favorite Social Media Platform:** Instagram

**What you like to do outside of basketball:**

Watching movies, being outdoors

**Most influential person in your life:**

My high school basketball coach

**Favorite Inspirational Quote:** "Follow your heart" and "Imagination is in order to see the invisible efforts of others"

**What inspires or motivates you:**

Teammates I played with in Japan

**What has been your greatest challenge to overcome:** Lift training

**One thing not many people know about you:**

I like to sing



## Career Statistics

Year	GP	GS	Min	Avg	FG	FGA	Pct	3FG	3FGA	Pct	FT	FTA	Pct	OREb	DREb	Reb	Avg	PF	FO	Ast	TO	Blk	Stl	Pts	Avg
2019-20	16	0	242	15.1	29	71	.408	3	24	.125	12	14	.857	13	13	26	1.6	18	0	30	21	1	3	73	4.6
<b>TOTAL</b>	<b>16</b>	<b>0</b>	<b>242</b>	<b>15.1</b>	<b>29</b>	<b>71</b>	<b>.408</b>	<b>3</b>	<b>24</b>	<b>.125</b>	<b>12</b>	<b>14</b>	<b>.857</b>	<b>13</b>	<b>13</b>	<b>26</b>	<b>1.6</b>	<b>18</b>	<b>0</b>	<b>30</b>	<b>21</b>	<b>1</b>	<b>3</b>	<b>73</b>	<b>4.6</b>





# NYAH GREEN

6-1 | Guard | Redshirt Freshman | Allen, Texas (Allen)



## #31 Nyah Green



### Freshman Year (2019-20):

- Redshirted.

### High School:

- Comes to Louisville as a five-star prospect and the No. 12-ranked player, seventh-best guard, in the class of 2019, according to ESPNW HoopGurlz
- Named McDonald's All-American, finished with four points and three rebounds in 16 minutes.
- Named Ms. Texas Basketball.
- She is ranked seventh overall and as the third-best guard by Prospects Nation
- Averaged 14.8 points, 7.0 rebounds, 1.8 assists and 1.6 steals as a senior.
- Helped lead Allen to 2019-20 Regional Quarterfinalist, 9-6A District Championship, State Semifinalist.
- Transferred to Allen High School for her senior season, the school she attended as a freshman.
- She led Bishop Lynch to a TAPPS 6A state runner-up as a junior, averaging 18.7 points, 8.0 rebounds and 2.1 assists in 37 games
- Was named TAPPS 1-6A MVP and MaxPreps High School Girls Basketball All-American Team honorable mention

- Averaged 14.9 points and 5.0 rebounds as a sophomore when Bishop Lynch won the TAPPS 6A state championship. She was a first-team all-state selection
- Named to the Citizen Naismith High School Girls' Watch List
- Green chose Louisville over LSU, Baylor, South Carolina and Tennessee

### Personal:

- Born on Feb. 8, 2001.
- Daughter of Quinton and Latrice Green; has one sister (Keira) and one brother (Taylen).
- Majoring in computer information systems.

### Favorites:

- What do you want to do after college:** Go to the WNBA or go into the field of my major
- Proudest moment of your life:** Being selected as a McDonald's All-American
- Favorite athlete(s):** LeBron James
- Perfect pizza:** Pepperoni
- Favorite musical group/singer:** Eminem
- Best subject in school:** Math

**Worst subject in school:** Physics

**Favorite food:** Cheeseburger

**Favorite TV show:** Vampire diaries

**Super Power:** The ability to read people's mind

**Favorite social media platform:** Instagram

**What you like to do outside of playing basketball:** Draw

**Most influential person in your life:** My dad

**Favorite inspirational quote:** For God has not given us a spirit of fear, but of power love and of a sound mind" - 2 Timothy 1:7

**Who or what inspires or motivates you:** My purpose

**What has been your greatest challenge to overcome:** My freshman year of high school

**One thing not many know about you:** I'm an artist

**Funniest player on the team:** Elizabeth Bologun

**Best singer on the team:** Norika Konno

**Best part of your game:** The ability to do multiple things

**Pregame routine:** Listen to Christian music and pray

**Why you chose UofL:** Coaching staff and fans

**Favorite thing about UofL:** Fan support

**Favorite thing about playing for Coach Walz:** He's honest and makes me better.







# RAMANI PARKER

6-4 | Forward | Redshirt Freshman | Fresno, Calif. (Montverde Academy)



## #0 Ramani Parker



### Favorites:

**What do you want to do after college:**

Playing in WNBA, or overseas

**Proudest moment of your life:**

Making the Adidas All American team

**Favorite sports team(s):** Warriors

**Favorite athlete(s):** Kevin Durant, Anthony Davis and Candace Parker

**Perfect pizza:** Stuffed crust, marinara sauce, cheese and pineapple

**Favorite musical group/singer:** Drake and Chris Brown

**Favorite movie:** Bad Boys 2

**Best subject in school:** Science

**Worst subject in school:** History

**Favorite food:** Tacos

**Favorite TV show:** The Marlon Show

**Super Power:** Mind reading

**Favorite cartoon character:** Spongebob

**Favorite social media platform:** Snapchat

**What you like to do outside of playing basketball:** Sew, volleyball, draw

**Biggest celebrity crush:** Michael B. Jordan

**Most influential person in your life:** My parents

**Favorite inspirational quote:** Hard work beats talent when talent doesn't work hard

**Who or what inspires or motivates you:**

My dad and Asia Durr

**What has been your greatest challenge to overcome:** Moving away from home to play ball

**One thing not many know about you:** I'm funny

**Funniest player on the team:** Me

**Best singer on the team:** Norika Konno

**Best part of your game:** As a post, being able to shoot, face up and handle the ball

**Pregame routine:** Don't have one

**Why you chose UofL:** The community's support of women's basketball and the coaching staff.

**Favorite thing about UofL:**

The community and my teammates

**Favorite thing about playing for Coach Walz:**

Being coached by the best

**Favorite Coach Walz saying:** "All I want is effort, if not, then you can not play and sit on the bench"

### Freshman Year (2019-20):

- Redshirted.

### High School:

- Comes to Louisville as a four-star prospect, ranked 99th overall in the class of 2019, according to ESPNW Hoop-Gurlz.
- Rated No. 13 at the forward position by ESPNW.
- Rated 29th overall and as the seventh-best forward by Prospects Nation.
- Played in Who's Next All-American Game in Tampa, Fla., led National Team to 64-56 win after scoring 11 points, while recording seven rebounds and four blocks.
- Named Adidas All-American.
- Helped lead Montverde to a 21-4 record as a senior.
- Nearly averaged double-double with 15 points, seven rebounds and three assists per game as a senior at Montverde.
- Played for Central High School in Fresno, Calif., before transferring to Montverde Academy in Montverde, Fla., for her senior season.
- Named to Citizen Naismith High School Girls' Watch List.
- Chose Louisville over Stanford, UCLA, Notre Dame, Michigan, Duke, Ohio State and Oregon State, Baylor and South Carolina.

### Personal:

- Born on June 6, 2001.
- Daughter of Ralph and Shavon Parker; has four brothers.
- Majoring in neuroscience/psychology.







# OLIVIA COCHRAN

6-3 | Forward | Freshman | Columbus, Ga. (Carver)



## #44 Olivia Cochran



### Personal:

- Born on November 13, 2001.
- Her mother, Tara Williams, was a second-team All-SEC guard as a senior at Auburn in 1997 and played two seasons in the WNBA. Her father, Antonio Cochran, was a defensive lineman at Georgia and was a fourth round pick in the 1999 NFL Draft by the Seattle Seahawks. He played five seasons for Seattle and one season for the Arizona Cardinals.
- Majoring in sports administration, minoring in communications

### Favorites:

**What do you want to do after college:** Play in WNBA

**Proudest moment of your life:**

Named McDonald's All-American

**Favorite athlete(s):** My mom, Kyrie Irving

**Best compliment you ever received:**

Beautiful complexion

**Perfect pizza:** Bacon and Sausage

**Favorite musical group/singer:** Tink

**Favorite movie:** Love & Basketball

**Best subject in school:** Social studies

**Worst subject in school:** Math

**Favorite food:** Pizza

**Favorite TV Show:** Moesha, The Walking Dead

**If you could have a super power:** Teleportation

**Favorite cartoon character:** Spongebob

**Favorite social media platform:** Snapchat

**What you like to do outside of playing basketball:**

Sleep and shop

**Biggest Celebrity Crush:** Kodak Black

**Most influential person in your life:** Mom and aunt

**Favorite inspirational quote:** "I can do all things through Christ who strengthens me."

**Who or what inspires or motivates you:** My siblings

**One thing not many know about you:** I like to sing

**Funniest player on the team:** Me

**Best dancer on the team:** Ahlana

**Best part of your game:** My Grit

**Pregame routine:** Listening to love music

**Why you chose UofL:** Homelike community

**Favorite thing about UofL:** The fans

**Favorite thing about playing for Coach Walz:** He's always honest and wants the best for you

### High School:

- Named a 2020 McDonald's All-American.
- Named 2020 Jersey Mike's Naismith National High School All-American honorable mention.
- Comes to Louisville as the No. 18-ranked player in the class of 2020, according to espnW HoopGurlz.
- The five-star prospect is tabbed as the fourth-best player at the forward position.
- Prospects Nation ranked her No. 10 overall and as the third-best forward, while she is ranked No. 26 by PASS Scouting Service.
- Competed alongside Hailey Van Lith in leading the USA to gold at the 2019 FIBA 3x3 U18 World Cup in Ulaanbaatar, Mongolia and scored 41 points, which ranked fourth among all competitors in the 20-team field.
- Named a first team Class 4-A All-State selection by the Atlanta Journal Constitution in 2018 and 2019, while being named honorable mention as a freshman in 2017.
- Was also named Georgia Class 4A All-State in 2018 and 2019.
- Was named Ledger-Enquirer All-Bi-City Player of the Year in 2019, while also being named to the first team in 2018 and 2019 and the second team in 2017.
- As a junior, she led Carver to their first ever Class 4-A state title. She averaged 26.0 points, 16.0 rebounds and eight blocked shots a game. She had 15 points and 11 rebounds in the state title game to cap a 32-0 season.
- Named to the 2020 Naismith Trophy Girls High School Player of the Year Preseason Watch List.







# MERISSAH RUSSELL

5-11 | Guard | Freshman | Ottawa, Ontario (Cairine Wilson)



## #13 Merissah Russell



### Favorites:

**What do you want to do after college:** Play in the WNBA and overseas. Become a chiropractor.

**Proudest moment of your life:** Representing my national team at the international stage

**Perfect pizza:** Ham, bacon, pineapple, feta cheese and a sprinkle of oregano

**Favorite musical group/singer:** Drake

**Favorite movie:** White Chicks

**Favorite food:** Shrimp

**Favorite TV show:** The Parker's

**If you could have a super power:** Super speed

**Favorite social media platform:** Snapchat

**What you like to do outside of playing basketball:**

Listen to music, watch movies and play fortnite

**Biggest celebrity crush:** Michael Ealy

**Most influential person in your life:** Mother

**Who or what inspires or motivates you:** My family

**What has been your greatest challenge to overcome:** The yo-yo test

**One thing not many know about you:**

I have a black belt in karate

**Funniest player on the team:** Olivia

**Best dancer on the team:** Ahlana

**Best singer on the team:** Norika

**Best part of your game:** Competing

**Why you chose UofL:** Great coaching staff and teammates that feel like family, Winning culture

**Favorite thing about UofL:** Teammates

**Favorite thing about playing for Coach Walz:**

His competitiveness

**Favorite Coach Walz saying:**

"Do they do that in Canada?"

### High School:

- Ranked as the 29th best guard by espnW. She is listed as a four-star prospect by Prospects Nation and is rated No. 54 overall by PASS Scouting Service.
- Played for Canada's U19 team at the 2019 FIBA Women's Basketball World Cup in Bangkok, Thailand. She helped lead Canada to the quarterfinals, where they fell to eventual champion USA and head coach Jeff Walz. She finished the tournament averaging 6.4 points, 4.0 rebounds and 1.3 assists.
- Also a member of Canada's Senior National team and participated as the youngest player on the roster in a five-game European exhibition tour in Belgium and Great Britain.
- Was named the MVP of the first ever BioSteele All Canadian Girls Game in April, the Canadian version of the McDonald's All-American game. She finished with 30 points, 10 rebounds and three steals in that game which featured the top 24 female high school players in Canada.

### Personal:

- Born on March 3, 2002.
- Daughter of Natalie and Tony Russell, has one sister, Maiyah.
- Majoring in Exercise Science.







# HAILEY VAN LITH

5-7 | Guard | Freshman | Wenatchee, Wash. (Cashmere)



## #10 Hailey Van Lith



### Personal:

- Born on September 9, 2001.
- Daughter of Corey and Jessica Van Lith, has one brother Tanner.
- Majoring in business.

### Favorites:

**What do you want to do after college:** WNBA

**Proudest moment of your life:**

Winning USA gold medals

**Favorite sports team(s):** LA Sparks

**Favorite athlete(s):** Chelsea Gray, Kyrie Irving

**Perfect pizza:** BBQ Chicken

**Best subject in school:** Math

**Worst subject in school:** History

**Favorite food:** Tacos

**Favorite TV show:** Criminal Minds

**Favorite social media platform:** Snapchat

**Biggest celebrity crush:** Michael B Jordan

**Most influential person in life:** Kobe Bryant

**Who or what inspires or motivates you:** My family

**Funniest player on the team:** Merissah Russell

**Best dancer on the team:** Ahlana Smith

**Best singer on the team:** Olivia Cochran

**Best part of your game:** Swag

**Pregame routine:** Music

**Why you chose UofL:** Competitive environment

**Favorite thing about UofL:** Fans

**Favorite thing about playing for Coach Walz:**

He pushes you to be great

### High School:

- Named a 2020 McDonald's All-American.
- One of five players named 2020 to the Jersey Mike's Naismith National High School All-American First Team.
- Named 2020 Naismith Trophy Player of the Year Finalist.
- Named 2020 Gatorade and MaxPreps Player of the Year in the state of Washington.
- Also named USA Today All-USA first team, All-USA Washington first team (2019), Naismith High School All-America honorable mention (2019), Washington Interscholastic Activities Association Class 1A MVP (2018, 2019), Washington State Class 1A Player of the Year (2018, 2019) and WIAA All-State Class 1A first team (2017, 2018, 2019).
- Ranked as the No. 2 prospect in the nation by Prospect Nation and No. 8 overall and the top guard by ESPNW HoopGurlz.
- As a senior, helped lead Cashmere High School to a 24-1 record and a trip to the WIAA 2020 Girls Basketball Hardwood Classic 1A championship game. She averaged 33.8 points, 9.5 rebounds and 4.7 assists per game.
- A member of the U19 USA squad that won a gold medal in the 2019 FIBA World Cup. She has been a part of four USA gold medal teams (2019 FIBA U19 World Cup, 2019 FIBA 3x3 U18 World Cup, 2018 Youth Olympic Games, 2018 FIBA U17 World Cup).
- Named 2019 FIBA 3x3 U18 World Cup MVP and 2018 USA Basketball 3x3 U18 National Championship MVP. She competed alongside Olivia Cochran in leading the USA to gold at the 2019 FIBA 3x3 U18 World Cup in Ulaanbaatar, Mongolia and scored a tournament sixth-best 36 points over seven games.
- As a junior, she helped lead Cashmere to a 23-3 record and the Washington Class 1-A state semifinals. She averaged 34.4 points, 8.3 rebounds, 5.2 steals and 4.9 assists a game. She scored more than 2,000 points after her junior season and set every major statistics record at Cashmere with one year to play, including single-game records for points (52) and 3-point field goals made (12).
- Picked Louisville over Baylor.







# MALEA WILLIAMS

6-4 | Forward | Freshman | Georgetown, Ky. (Scott County)



## #3 Malea Williams



### Favorites:

**What do you want to do after college:** Either be a children's psychiatrist or play professionally

**Proudest moment of your life:** Committing to UofL

**Favorite sports team(s):** Lakers & Seattle Storm

**Favorite athlete(s):** KD, Giannis, Brittany Griner, Candace Parker

**Best compliment you ever received:** Being told that the sky is my limit by so many people

**Perfect pizza:** Pepperoni

**Favorite musical group/singer:** Beyonce

**Favorite movie:** The Call

**Best subject in school:** English

**Worst subject in school:** Math

**Favorite food:** Seafood

**Favorite TV show:** The 100

**If you could have a super power:** Teleportation

**Favorite cartoon character:** Spongebob

**Favorite social media platform:** TikTok

**What you like to do outside of playing basketball:**  
Watch movies

**Most influential person in your life:** My mother

**Favorite inspirational quote:** "You cannot change the cards you were dealt, just the way you play the hand."

**Who or what inspires or motivates you:**  
The Blind Side (movie)

**What has been your greatest challenge to overcome:** Seeing my mama sick & still pushing for greatness

**One thing not many know about you:** I can sing

**Funniest player on the team:** Elizabeth Balogun

**Best dancer on the team:** Ahlana Smith

**Best singer on the team:** Me

**Best part of your game:** I'm fast

**Pregame routine:** Music and a little dancing

**Why you chose UofL:** I believe they can help me reach where I want to be in life, both on and off the court.

**Favorite thing about UofL:** The campus

**Favorite thing about playing for Coach Walz:**

He's honest, he knows what he's talking about and he's someone you can learn a lot from.

**Favorite Coach Walz saying:** "Good shot Lea Lea"

### High School:

- Named Kentucky Association of Basketball Coaches Region 11 Player of the Year and to the Kentucky All-State Girls Basketball Team.
- A finalist for Kentucky Lions Eye Association Miss Basketball.
- During her senior season, she averaged 19.6 points, 13.6 rebounds, 2.1 assists and 1.8 steals per game.
- Scored a career-high 32 points in an 89-28 win over Bryan Station.
- Finished her career with 1,300 points and 1,200 rebounds.
- Led Scott County to a 28-7 record and a trip to the 11th region championship in 2019-20.
- In her sophomore and junior seasons, she helped lead the Cardinals to a combined 65-5 record and two trips to the Kentucky High School Athletic Association Sweet 16.

### Personal:

- Born on August 19, 2002.
- Daughter of Marseya Williams and Raymond Burnette.
- Majoring in Psychology.





# Roster Analysis

## Letterwinners Returning (8)

No.	Name	Pos.	Ht.	Yr.-Exp	Hometown (Previous School)	GP-GS	PPG	RPG	APG
0	Ramani Parker	F	6-4	R-Fr./0L	Fresno, Calif. (Montverde Academy)				
1	Dana Evans	G	5-6	Sr./3L	Gary, Ind. (West Side)	30-29	18.0	2.8	4.2
4	Elizabeth Balogun	G	6-1	Jr./1L	Chattanooga, Tenn. (Georgia Tech)	28-26	8.1	4.6	1.6
5	Mykasa Robinson	G	5-7	Jr./2L	Ashland, Ky. (Ashland Blazer)	30-3	2.7	3.1	2.3
11	Norika Konno	G	5-10	So./1L	Sendai, Japan (Seiwa)	16-0	4.6	1.6	1.9
14	Kianna Smith	G	6-0	R-Jr./TR	Moreno Valley, Calif. (California)				
22	Elizabeth Dixon	F	6-5	Jr./1L	Memphis, Tenn. (Georgia Tech)	32-4	4.4	3.6	0.3
31	Nyah Green	G	6-1	R-Fr./0L	Allen, Texas (Allen)				

The Cardinals return eight players from last year's team, but just five that saw action. Dana Evans and Elizabeth Balogun are the only returning starters.

## Newcomers (5)

No.	Name	Pos.	Ht.	Yr.-Exp	Hometown (Previous School)	PPG	RPG
2	Ahlana Smith	G	5-9	Jr./TR	Charlotte, N.C. (Gulf Coast State)	20.3	4.8
3	Malea Williams	F	6-4	Fr./HS	Georgetown, Ky. (Scott County)	19.6	13.6
10	Hailey Van Lith	G	5-7	Fr./HS	Wenatchee, Wash. (Cashmere)	33.8	9.5
13	Merissah Russell	G	5-11	Fr./HS	Ottawa, Ontario (Cairine Wilson)		
44	Olivia Cochran	F	6-3	Fr./HS	Columbus, Ga. (Carver)		

Louisville's recruiting class was rated No. 5 in the country, according to espnW HoopGurlz, which marks the ninth time in the last 11 years that the Cardinals' coaching staff has compiled a top 15 class.

## Letterwinners Lost (8)

No.	Name	Pos.	Ht.	Yr.-Exp	Hometown (Previous School)	GP-GS	PPG	RPG	APG
2	Yacine Diop	G	5-10	Gr./1L	Dakar, Senegal (Pittsburgh)	32-6	6.9	3.5	1.3
3	Seygan Robins	G	5-10	R-So./1L	Harrodsburg, Ky./Mercer County	2-0	0.0	3.0	0.5
12	Lindsey Duvall	G	5-9	R-Jr./2L	Mt. Washington, Ky. (Bullitt East)	23-0	2.0	1.0	0.2
21	Kylee Shook	F	6-4	Gr./4L	Colorado Springs, Colo. (Mesa Ridge)	32-28	10.1	8.1	1.0
23	Jazmine Jones	G	6-0	Gr./4L	Tallahassee, Fla. (Florida A&M Dev.)	32-31	14.1	5.0	3.4
24	Jessica Laemmle	G	5-2	Gr./4L	Louisville, Ky. (Mercy Academy)	21-2	1.3	0.5	0.5
30	Molly Lockhart	F	6-1	R-So./1L	Louisville, Ky. (Butler)	10-0	1.2	1.1	0.2
33	Bionca Dunham	F	6-2	Gr./4L	Philadelphia, Pa. (Imhotep Institute)	31-31	6.1	4.6	0.9

Louisville lost five players to graduation and three to transfer. Jazmine Jones (New York Liberty, 1st Round, 12th pick) and Kyle Shook (New York Liberty, 2nd Round, 13th pick) were selected by the New York Liberty with back-to-back selections in the 2020 WNBA Draft.

## Miscellaneous Roster Information

■ **Starters Returning (2):** Elizabeth Balogun, Dana Evans

■ **Starters Lost (3):** Bionca Dunham, Jazmine Jones, Kylee Shook

■ **Letterwinners Returning:** 8 (listed above)

■ **Letterwinners Lost:** 8 (listed above)

■ **Newcomers:** 5

(listed above; four high school products, one junior college transfer)

■ **Seniors:** 1 (Dana Evans)

■ **Juniors:** 5 (Elizabeth Balogun, Elizabeth Dixon, Mykasa Robinson, Ahlana Smith, Kianna Smith)

■ **Sophomores:** 1 (Norika Konno)

■ **Freshmen:** 6 (Olivia Cochran, Nyah Green, Ramani Parker, Merissah Russell, Hailey Van Lith, Malea Williams)

### Players by State:

California (2) – Ramani Parker, Kianna Smith

Georgia (1) – Olivia Cochran

Indiana (1) – Dana Evans

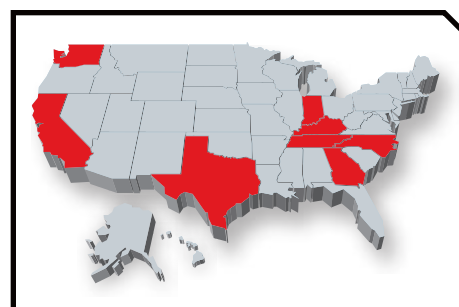
Kentucky (2) – Mykasa Robinson, Malea Williams

North Carolina (1) – Ahlana Smith

Tennessee (2) – Elizabeth Balogun, Elizabeth Dixon

Texas (1) – Nyah Green

Washington (1) – Hailey Van Lith



### Players by Country:

Japan (1) – Norika Konno

Canada (1) – Merissah Russell



■ **Tallest Players:** Elizabeth Dixon, 6-5

■ **Shortest Player:** Dana Evans, 5-6

■ **Oldest Player:** Dana Evans, 22

(born August 1, 1998)

■ **Youngest Player:** Merissah Russell, 18

(March 3, 2002)

■ **In-Season Birthdays:** Mykasa Robinson, Feb. 6, 2000 (will be 21); Nyah Green, Feb. 8, 2001 (will be 20); Merissah Russell, March 3, 2002 (will be 19);



## Radio/TV Chart



**0 Ramani Parker**  
F | 6-4 | R-Fr.  
Fresno, Calif.  
(Montverde Academy)



**1 Dana Evans**  
G | 5-6 | Sr.  
Gary, Ind.  
(West Side)



**2 Ahlana Smith**  
G | 5-9 | Jr.  
Charlotte, N.C.  
(Gulf Coast State)



**3 Malea Williams**  
F | 6-4 | Fr.  
Georgetown, Ky.  
(Scott County)



**4 Elizabeth Balogun**  
G | 6-1 | Jr.  
Chattanooga, Tenn.  
(Georgia Tech)



**5 Mykasa Robinson**  
G | 5-7 | Jr.  
Ashland, Ky.  
(Ashland Blazer)



**10 Hailey Van Lith**  
G | 5-7 | Fr.  
Wenatchee, Wash.  
(Cashmere)



**11 Norika Konno**  
G | 5-10 | So.  
Sendai, Japan  
(Seiwa)



**13 Merissah Russell**  
G | 5-11 | Fr.  
Ottawa, Ontario  
(Cairine Wilson)



**14 Kianna Smith**  
G | 6-0 | R-Jr.  
Moreno Valley, Calif.  
(California)



**22 Elizabeth Dixon**  
F | 6-5 | Jr.  
Memphis, Tenn.  
(Georgia Tech)



**31 Nyah Green**  
G | 6-1 | R-Fr.  
Allen, Texas  
(Allen)



**44 Olivia Cochran**  
F | 6-3 | Fr.  
Columbus, Ga.  
(Carver)

## Coaching Staff



**Jeff Walz**  
Head Coach



**Stephanie Norman**  
Associate Head Coach



**Sam Purcell**  
Associate Coach



**Jonneshia Pineda**  
Assistant Coach



**Kate Tucker**  
Director of Operations





2019



Season in Review



## Reviewing 2019-20 Season

### EVANS NAMED ACC PLAYER OF THE YEAR, WBCA ALL-AMERICAN

Dana Evans was named ACC Player of the Year, All-ACC First Team, All-ACC Academic Team and All-ACC Tournament Team. She is the first player in ACC history to go from Sixth Player of the Year to ACC Player of the Year. She was named one of 10 WBCA All-Americans, joining Angel McCoughtry and Asia Durr as one of three WBCA All-Americans in program history. In addition, she was named AP Second Team All-American, USBWA Second Team All-American, Wooden Award National Ballot, Dawn Staley Midseason Watch List, Citizen Naismith Trophy Semifinalist, Ann Meyers Drysdale Finalist and Wade Trophy Midseason Watch List.

■ She played in 30 games with 29 starts, leading the team with 18.0 points 4.2 assists and 90 made 3-pointers. She made 90 3-pointers this season, which ranks 8th all-time in program history. Was six away from tying Shoni Schimmel (2012-13) and Asia Durr (2018-19) for sixth with 96. She led the league and ranked 12th in the country with 90 made 3-pointers, shot 43.1 percent from beyond the arc, which led the league and ranked 20th in the NCAA. Overall, she shot 41.6 percent from the floor, which ranked 13th in the ACC. Her 10 20-plus point games are tied for fourth in the league. She scored in double figures in 29 of 30 games played and ranked third in the ACC with 18.0 points per game, 17.2 points per game in ACC play ranked fifth. She led the league and ranked 10th in the country with an 89.0 free throw percentage. Her 4.2 assists per game ranked eighth in the ACC and her 1.68 assist-to-turnover ratio ranked fourth. She eclipsed 1,000 points with 18 points against FSU.

### JONES NAMED WBCA ALL-AMERICAN HONORABLE MENTION

Jazmine Jones was named WBCA All-American honorable mention, along with being named All-ACC First Team, All-ACC Defensive Team, All-ACC Academic Team and ACC All-Tournament Team. She was also named to the Wade Trophy Midseason Watch List.

■ She played in all 32 games, with 31 starts, and ranked second on the team with 14.1 points, 5.0 rebounds and 3.4 assists. She played in 144 career games, which eclipses Myisha Hines-Allen (2014-2018) and Shoni Schimmel (2010-14), who played 142, for most games played in program history. She ranked sixth in the ACC and 37th in the NCAA with a 53.9 shooting percentage. She ranked seventh in the ACC with a 1.50 assist-to-turnover ratio. She shot 53.8 percent in ACC play, which ranked fifth in the league. Her 1.8 steals per game in ACC play ranked seventh in the league. Had six 20-point scoring games and scored in double figures 25 times and in 18 of last 20 games.

■ Was selected by the New York Liberty with the 12th overall pick in the 2020 WNBA Draft, becoming just the fourth player in program history to be selected in the first round (Angel McCoughtry, Shoni Schimmel, Asia Durr).

### SHOOK NAMED ACC DEFENSIVE PLAYER OF THE YEAR

Kylee Shook was named ACC Defensive Player of the Year, All-ACC Defensive Team and All-ACC First Team. She is one of four players in the country named a Naismith Defensive Player of the Year Finalist.

■ She is UofL's all-time leading shot blocker with 223 career blocks and her 86 blocks this year is a single-season record. She played in all 32 games with 28 starts, nearly averaged a double-double with 10.1 points per game and 8.1 rebounds. Her 8.1 rebounds per game ranked seventh in the ACC. She led the ACC and ranked 17th in the NCAA with 2.7 blocks per game. She averaged 2.9 blocks per game in ACC play, which led the league by over half a block and was 1.3 blocks per game better than the third-best blocks per game average. She had double-doubles in four of five games and five of seven games (at NCST, at GT, at Pitt, vs. BC, vs. VT) and had 11 double doubles on the year and 17 for her career. Her 11 double-doubles tied for fourth in the ACC.

■ Was selected by the New York Liberty with the 13th overall pick in the 2020 WNBA Draft, becoming the fifth highest draftee in program history.

### A THIRD STRAIGHT ACC REGULAR SEASON TITLE

With the 68-48 win over Boston College, Louisville claimed a third straight ACC regular season title and its first ever outright ACC title. Prior to this stretch, Louisville had never won consecutive regular season conference titles. It also marked UofL's first outright regular season conference title since they won the Conference USA regular season championship in 2000-01. It marks their 8th conference title.

■ UofL is 45-5 in ACC games the last 3 years. They are 22-3 in home games, 23-2 in road games.

### SENIOR CLASS SETS NEW STANDARD

With a 70-53 win over Virginia Tech on Senior Day, Bionca Dunham, Jazmine Jones, Jessica Laemmle and Kylee Shook became the third straight senior class to conclude their career as the most accomplished class in program history. They concluded their career with a 125-19 (.868) record, which eclipses the 123 wins from last year's class. They also set the program record for winning percentage and fewest losses. Despite the 2020 NCAA Tournament being canceled, they finish with a 9-3 all-time record in the NCAA Tournament, just two tournament wins shy of setting the program-record for wins in a four-year period. The record is 11 by the 2015-



16, 2014-15 and 2013-14 classes. They had the opportunity to be the first class in program history to advance to the Sweet 16 all four years, but with the NCAA Tournament being canceled did not have that chance.

### QUICK HITTERS

■ Louisville (16-2) recorded 16 conference wins, which ties the program record for most conference wins in a season. They went 16-2 in the AAC in 2013-14.

■ UofL lost the jump ball against Notre Dame, which ended a 16-game streak of winning the jump. They previously last lost a jump at Ohio State on Dec. 5. They won the jump in 25 of 32 games.

■ In UofL's wins, Jazmine Jones shot 57.9 percent and averaged 14.8 points. In four losses, she shot 31.4 percent and averaged 9.3 points.

■ Kylee Shook's seven blocks against NC State marked a season-high and was one shy of her program-record eight blocks against Tennessee State last season.

■ In the last 3 years, UofL is 96-11 overall. Nine of 11 losses have come against AP Top 25 teams.

### ALL-TIME IN THE ACC TOURNAMENT

Louisville is 10-5 all-time in the ACC Tournament. They claimed the 2018 ACC Tournament Title and have advanced to the title game in two of the past three seasons. The 2020 ACC Tournament marked second time they've been 1-seed, they were also a 1-seed in 2018.

### BIGGEST WIN IN ACC TOURNAMENT HISTORY

Louisville's 25-point win (W, 71-46) over Syracuse in the ACC Quarters marked its biggest margin of victory ever in the ACC Tournament. Their previous largest margin of was 22 points (W, 68-46) over Clemson in the second round of the 2017 ACC Tournament.

### WALZ IN CONFERENCE TOURNAMENTS

UofL boasts an 21-12 record (.636) in conference tournament games under head coach Jeff Walz. They won the 2018 ACC Tournament title and have reached five championship games (2008, 2009, 2014, 2018, 2019). UofL went 9-6 in BIG EAST, 2-1 in AAC, and 10-5 in ACC in that span.

### DE-FENSE, DE-FENSE

In 18 ACC games, Louisville held opponents to 55.0 points per game, which led the league. The Cardinals held opponents below 50 points in five of their last seven games and below 60 points in 11 of 13 games. On the season, UofL gave up 56.4 points per game, which ranked second in the ACC, and held opponents to 70 points or less in all but one game.

■ UofL has led the ACC in scoring defense in league play the last three seasons (2019-20 - 55.0 ppg allowed; 2018-19 - 54.1 ppg allowed; 2017-18 - 55.1 ppg allowed).

■ 11 times this season Louisville held opponents below 50 points (11-0).

### PUTTING UP POINTS

Louisville averaged 72.8 points, which ranked third in the ACC.

### Most UofL Victories

Year	Record	Postseason
2017-18	36-3	Final Four
2008-09	34-5	Runner-Up
2013-14	33-5	Elite Eight
2018-19	32-4	Elite Eight
2016-17	29-8	Sweet 16
2012-13	29-9	Runner-Up
2019-20	28-4	No NCAA Tournament
2006-07	27-8	Second Round
2014-15	27-7	Sweet 16

In ACC games, they averaged a league-leading 71.5 points per game. They scored 70-plus 21 times this season and went 21-0 in those games. They finished 7-4 when not scoring 70-plus points.

### FIELD GOAL PERCENTAGE DEFENSE

UofL limited opponents to 35.9 percent shooting, which ranked second in ACC. They ranked first in the league in ACC play with a 34.6 field goal percentage defense. They held opponents below 40 percent shooting in 11 of the last 13 games. Five times in that 13-game stretch, they held opponents below 30 percent.

■ They held Miami to 20.3 percent shooting (13-64), which marked the lowest FG% allowed since they held Wake Forest to 19.4% shooting (12-62) in a 75-46 win in Winston-Salem on 2/26/17.

### SCORING MARGIN

UofL's +16.5 scoring margin in ACC games led the league and they won 12 games by 11 or more points. On the season, UofL's scoring margin is +16.3 points, which led the ACC and ranked 11th in NCAA.

### SHOOTING THE ROCK

UofL shot 45.5 percent on the season, which ranked first in the ACC and 15th in the country. They shot 45.9 percent in ACC play, which led the league.

■ They shot a season-low 34.4 percent in the loss to FSU and followed that by shooting 35.2 percent in the loss at Syracuse.

■ They shot 57.7 percent (30-52) from the floor in the win at Boston College, which marked the highest field goal percentage this season and best since they shot 63.5 percent (40-63) in the 90-72 win over Marquette in the second round of the NCAA Tournament on March 18, 2018. They shot 54.0 percent (34-63) against Notre Dame and 55.6 percent (35-63) at Miami.



# Reviewing 2019-20 Season

## AT THE FREE THROW LINE

The Cardinals shot 74.8 percent from the stripe which led the ACC and ranked 43rd in the country. They shot 73.0 percent in ACC games, which ranked fourth.

## DROPPING DIMES

UofL led the ACC with 15.9 assists per game and a 1.14 assist-to-turnover ratio. They averaged 16.0 assists and had a 1.28 assist-to-turnover ratio in ACC games, which also led the league.

■ Louisville had 24 assists on 33 buckets in the 82-49 win over Notre Dame and 21 assists on 30 buckets at Pitt.

■ The 25 assists at Notre Dame and at Miami, marked the most assists this season and the most since they had 25 in a 102-62 win over UT Martin on Dec. 4, 2018. They limited the Hurricanes to just five assists, meaning they had a plus-20 assist differential. It marked the biggest assist differential in a game since out-assisted Middle Tennessee 26-4 in an 80-26 win on Dec. 9, 2017. The 25 assists at Notre Dame followed a 23-assist game against Pitt and the 48 assists in the those two games is the best two-game stretch this season.

## WALZ NAMED NAISMITH COACH OF THE YEAR SEMIFINALIST

Head coach Jeff Walz was named a 2020 Werner Ladder Naismith Women's Coach of the Year semifinalist. Despite losing three players to the WNBA draft from last year's team, Louisville finished at 28-4, won an ACC Title and ranked No. 6 in the Associated Press poll. He was one of three ACC coaches to earn the honor, joined by Nell Fortner (Georgia Tech) and Wes Moore (NC State).

NCAA Tournament All-Time Winning Percentage			
No.	Coach	Record	Years
1.	Geno Auremma, UConn	.852 (121-21)	1989-pres
2.	Pat Summitt, Tennessee	.830 (112-23)	1982-2012
3.	Kim Mulkey, Baylor	.769 (50-15)	2001-pres
4.	Linda Sharp, USC/Texas St.	.760 (19-6)	1982-1997
5.	Leon Barnore, Louisiana Tech	.747 (56-19)	1983-2002
6.	Muffet McGraw, Notre Dame	.736 (67-24)	1987-pres
7.	<b>Jeff Walz, Louisville</b>	<b>.732 (30-11)</b>	<b>2008-pres</b>
8.	Tara VanDerveer, OSU, Stan	.731 (87-32)	1982-pres
9.	Brenda Frese, Maryland	.700 (35-15)	2002-pres

## WALZ IN THE BIG DANCE

Walz boasts a 30-11 record in NCAA Tournament games. He is eighth all-time in winning percentage and 5th among active coaches. He has directed UofL to a pair of national runner-up finishes (2009, 2013), three Final Fours (2009, 2013, 2018), five Elite Eights (2009, 2013, 2014, 2018, 2019), nine trips to the Sweet 16 and 11 NCAA Tournaments.

## WALZ HONORED PRIOR TO GAME AGAINST USWNIT

Louisville head coach Jeff Walz was recognized prior to the game vs. the USA Women's National Team on Sunday as the recipient of the 2019 USA Basketball National Coach of the Year. Walz led the USA Basketball team to a perfect 7-0 record and a gold medal at the 2019 FIBA U19 World Cup in Bangkok, Thailand. With Walz at the helm, the USA U19 women topped its competition by an average of 25.2 points per game, including beating Australia 74-70 in overtime in the gold medal contest.

## ANOTHER 20-WIN SEASON

At 28-4, UofL has recorded at least 20 wins for 10 straight seasons to extend the program record. The longest run previously was three, achieved twice. The Cards have won at least 20 games in 12 of Walz's 13 seasons. Prior to Walz's arrival, Louisville had just 10 20-win seasons in its history. They have reached the NCAA Tournament nine straight times, which is also the longest stretch in program history.

## DOUBLE-DIGIT SCORERS

UofL had 6 double-digit scorers (Balogun - 12, Dunham - 12, Evans - 12, Shook - 12, Jones - 11, Dixon - 10) in the win over Pitt. It marked the first time they have had six players score 10 or more points since they did so (Shook - 17, Durr - 16, Dunham - 15, Evans - 14, Fuehring - 10, Jones - 10) in a 95-73 win over Miami (OH) on 11/26/18. UofL had five double-digit scorers (Evans - 27, Diop - 12, Jones - 12, Shook - 12, Balogun - 10) at BC. Thirteen times this season at least 4 players scored in double figures.

Louisville's 1,000-Point Club			
No.	Player	Points	Years
1.	Angel McCoughtry	2,779	2005-09
2.	Asia Durr	2,485	2015-19
3.	Shoni Schimmel	2,174	2010-14
4.	Myisha Hines-Allen	2,028	2014-18
18.	<b>Jazmine Jones</b>	<b>1,239</b>	<b>2016-20</b>
22.	<b>Dana Evans</b>	<b>1,113</b>	<b>2017-pres</b>

## EVANS AND JONES JOIN 1,000 POINT CLUB

Jazmine Jones and Dana Evans have become the 30th and 31st players to score 1,000 points at UofL, and the 11th and 12th to do so under head coach Jeff Walz. Jones had 26 points in the win over Duke to eclipse 1,000 points. Evans had 18 points against Florida State to reach 1,000 points in her career.

## SHOOK BECOMES UOFL'S ALL-TIME BLOCKS LEADER, SINGLE SEASON LEADER

Kylee Shook is UofL's all-time leader with 223 career blocks. She recorded six blocks at UT Martin to become UofL's all-time leader, surpassing Angel McCoughtry (2006-09) who had 162. She recorded five blocks against CMU to pass Audrey Baines (144, 1976-80) for second. She has 86 blocks this year, which is the most in Louisville single season history. She had three blocks at Syracuse to eclipse Yuliya Tokoya's 59 blocks in 2006-07 for the single-season record. She had 52 blocks in 2018-19, which ranks third all-time, and 51 in 2017-18, which ranks fourth.

## WIN OVER NO. 1

UofL's 72-62 win over No. 1 Oregon marked its second ever win over a No. 1 team, first since their 82-81 victory over No. 1 Baylor in the 2013 NCAA Tournament. The Cards are 2-11 all-time against AP No. 1 teams (1-0 vs. Baylor, 1-0 vs. Oregon, 0-10 vs. UConn, 0-1 vs. Notre Dame).

## MOVING UP TO NO. 2 IN BOTH POLLS

UofL moved up six spots in the AP poll to No. 2 and seven spots in the USA Today poll to No. 2 following their win over No. 1 Oregon. It matched their highest ever ranking in both polls. Four other times Louisville has been ranked second in the AP poll, three times last season and once in 2017-18. Five other times, they have been second in the USA Today, three times last season, once in 2017-18 and at the end of the 2008-09 season.

## 70-PLUS POINTS

UofL is 250-23 when surpassing the 70-point plateau under Walz. They have scored 70-plus in 21 games this season and are 21-0 in those games. Last year, they scored 70-plus in 29 of 36 games and went 26-3 in those games. Their 79-73 loss to Miami last season ended a 49-game winning streak when scoring 70-plus points.

## 50/50

UofL shot above 50 percent seven times this season and went 7-0 in those games. Overall, they boast a 117-1 record when shooting 50 percent or better from the field under Walz. Their lone loss came on Nov. 29, 2008 at Nevada when they shot 50.8 percent (L, 85-82).

## SUCCESS AGAINST UNRANKED TEAMS

UofL is 25-2 against unranked teams this year and 120-2 in their last 122 games. Prior to the 67-60 loss at Ohio State, they had won 102 consecutive games against teams not ranked in the AP Top 25. Their previous loss to an unranked team was a 79-66 setback vs. Dayton on 11/29/15.

## OVERCOMING DOUBLE DIGIT DEFICITS

The win against Duke marked the fourth and final time this season UofL overcame a double-digit deficit to record a win. Against Duke, UofL trailed by a season-high 13 points at 20-7 towards the end of the first quarter and 31-25 at halftime. They took the lead at 49-47 with 7:15 to go and never trailed again in a 60-55 win. At UT Martin, they trailed 10-0 to start the game and trailed by five (47-42) with 3:34 to go. They took their first lead at 49-47 with 2:03 remaining before going to double overtime. The Cardinals scored the final 10 points in double OT to secure the 71-63 win. Against UK, they trailed by 10 (55-45) with three minutes to go in the third quarter prior to going on 13-0 run and winning 67-66. They trailed by 11 (24-13) at the end of the first quarter against No. 1 Oregon prior to winning 72-62.

## MOVING UP THE LIST FOR THE MOST WINS

For the second straight season, Louisville entered postseason play with 27 wins. Despite the NCAA Tournament not taking place, their 28 wins rank seventh all-time. The top six and 10 of the 11 top win totals in program history have come under Walz.

## TWO DOUBLE-DOUBLES

Dana Evans (18 points, 10 assists) and Kylee Shook (11 points, 13 rebounds) both had double-doubles in the 67-66 win over Kentucky. It marked the first time UofL has had two double-doubles in the same game since Sam Fuehring (10 points, 12 rebounds) and Jazmine Jones (13 points, 12 rebounds) in the 78-69 win over UConn on Jan. 31, 2019.

## A ONE-POINT WIN

The 67-66 win at UK marked Louisville's first one-point win since they won 59-58 against No. 17 NC State on March 3, 2017 in the ACC Tournament quarters.

## In 2019-20 Louisville Won

... At least 20 games for the 10th-consecutive season, the longest stretch in program history. The longest run previously was three, achieved just twice in school history.

... At least 24 regular-season games for the 10th time in program history.

... 117 games when shooting at least 50 percent from the field since 2007-08. Louisville is a stellar 117-1 (.992) in those games, with a 7-0 mark this year.

... 25 games when leading at the half (25-1).

... 23 games when shooting better percentage than opponent (23-0).

... 22 games when outrebounding its opponent (22-1).

... 20 games when bench outscores opponents' (20-2).

... 15 games when committing fewer turnovers than opponent (15-3).

... 26 games when leading with five minutes to go (26-0).

... 18 games when giving up 59 points or less (18-1). than opponent (25-3).

## Louisville In NCAA Statistics

Rank	Category	Stat
10	Won-Lost Percentage	87.5
11	Scoring Margin	+16.3
36	Scoring Offense	72.8
22	Scoring Defense	56.4
46	Rebound Margin	+5.8
15	FG Percentage	45.5
43	FT Percentage	74.8
25	3-pt FG Percentage	36.1
29	Assists Per Game	15.9
72	Turnover Margin	+2.5
32	Assist/TO Ratio	+1.1

## OVERTIME WIN

UofL's 71-63 double overtime win at UT Martin marked the first overtime win since the Cards won 95-90 in overtime against No. 5 Ohio State in Columbus on Nov. 12, 2017. It marked their first double overtime game since they won 87-82 against Rutgers in double overtime on March 8, 2009 in the first round of the Big East Tournament in Hartford, Conn.

## SENIORS GO UNBEATEN VS. UK

With the 67-66 win at UK on Sunday, Louisville's senior class became just the third senior class in program history to finish their careers with a 4-0 record against Kentucky. The Cardinals' 2008 and 2009 classes also went undefeated against UK as UofL won five straight games against the Wildcats from 2004 to 2008.

## COCHRAN, VAN LITH NAMED McDONALD'S ALL-AMERICANS

Louisville signees Olivia Cochran and Hailey Van Lith were named McDonald's All-Americans and will participate in the McDonald's All-American game on April 1 in Houston. Kylee Shook, Dana Evans and Nyah Green were all named McDonald's All-Americans prior to signing with Louisville.

## LOUISVILLE WELCOMES IN USA WOMEN'S NATIONAL TEAM

Louisville jumped out to a 23-19 lead after the first quarter, but ultimately fell 97-54 to the USA Women's National team on Sunday. The game was part of the USA Women's National Team's collegiate tour in preparation of the 2020 Olympic Summer Games in Tokyo, Japan. It marked the first time that UofL has squared off against the USA Women's National Team.

## BEST FANS IN THE COUNTRY

UofL averaged 9,159 fans per game in 2019-20, which topped the ACC and ranked fifth in the country. UofL averaged 9,818 in ACC games, including a season-high 12,086 fans vs. Notre Dame. They welcomed 12,008 fans for the exhibition against the USA National Team.



## 2019-20 Final Statistics

RECORD: 28-4 Overall (Home: 13-1; Away: 11-2; Neutral: 4-1; ACC: 16-2)

#	Player	gp-gs	min	avg	fg-fga	fg%	3fg-fga	3fg%	ft-fa	ft%	off	def	tot	avg	pf	dq	a	to	blk	stl	pts	avg
01	Dana Evans	30-29	1012	33.7	176-423	.416	90-209	.431	97-109	.890	10	73	83	2.8	41	0	125	75	0	24	539	18.0
23	Jazmine Jones	32-31	941	29.4	181-336	.539	17-45	.378	71-93	.763	51	110	161	5.0	67	2	108	72	9	48	450	14.1
21	Kylee Shook	32-28	851	26.6	133-287	.463	28-76	.368	29-38	.763	64	195	259	8.1	53	0	33	33	86	32	323	10.1
04	Elizabeth Balogun	28-26	674	24.1	87-216	.403	35-109	.321	19-32	.594	35	93	128	4.6	42	0	44	36	34	22	228	8.1
02	Yacine Diop	32-6	634	19.8	92-189	.487	15-37	.405	22-30	.733	38	74	112	3.5	59	0	42	50	6	31	221	6.9
33	Bionca Dunham	31-31	773	24.9	81-173	.468	1-2	.500	25-33	.758	49	95	144	4.6	82	2	29	56	10	21	188	6.1
11	Norika Konno	16-0	242	15.1	29-71	.408	3-24	.125	12-14	.857	13	13	26	1.6	18	0	30	21	1	3	73	4.6
22	Elizabeth Dixon	32-4	461	14.4	56-113	.496	0-1	.000	29-45	.644	61	54	115	3.6	53	0	9	32	21	8	141	4.4
05	Mykasa Robinson	30-3	530	17.7	31-66	.470	0-1	.000	18-31	.581	36	56	92	3.1	48	1	69	39	4	35	80	2.7
12	Lindsey Duvall	23-0	142	6.2	16-46	.348	8-31	.258	7-9	.778	8	15	23	1.0	8	0	5	6	2	2	47	2.0
24	Jessica Laemmle	21-2	117	5.6	10-30	.333	5-20	.250	2-4	.500	2	9	11	0.5	17	0	11	9	0	7	27	1.3
30	Molly Lockhart	10-0	51	5.1	4-15	.267	0-0	.000	4-10	.400	3	8	11	1.1	11	0	2	5	2	2	12	1.2
03	Seygan Robins	2-0	22	11.0	0-5	.000	0-4	.000	0-0	.000	0	6	6	3.0	5	0	1	2	0	2	0	0.0
Team											44	55	99					8				
Total.....		32	6450		896-1970	.455	202-559	.361	335-448	.748	414	856	1270	39.7	504	5	508	444	175	237	2329	72.8
Opponents.....		32	6450		665-1850	.359	162-594	.273	314-463	.678	384	702	1086	33.9	460	7	313	524	71	176	1806	56.4

## Specialty Stats Game-by-Game (UofL/Opp)

Opponent	Points in Paint	Points Off TO	2nd Chance	Fast Break	Largest Bench	Largest Lead	Times Deficit	Lead Tied	Changes	Margins Half	Final
W. KENTUCKY	40/26	16/15	14/16	11/9	13/16	23 (4th, 3:24)	2 (1st, 9:35)	0	1	+9	+19
MURRAY STATE	42/6	28/5	26/3	13/2	28/6	41 (3rd, 1:57)	--	0	0	+25	+36
C. MICHIGAN	34/28	21/18	15/6	6/4	17/3	15 (3rd, 1:01)	3 (1st, 7:04)	3	3	+3	+13
CHATTANOOGA	50/16	18/10	19/4	12/0	37/10	49 (4th, 0:49)	2 (1st, 9:17)	2	1	+22	+49
BOISE STATE	52/48	25/10	13/5	8/8	27/32	26 (4th, 9:45)	-	0	0	+24	+16
vs. UT Arlington	22/30	26/23	15/5	6/6	12/6	16 (4th, 6:29)	5 (1st, 0:59)	5	5	+7	+16
vs. Oklahoma State	32/17	14/9	7/12	8/2	14/13	24 (3rd, 2:37)	3 (1st, 9:33)	1	1	+12	+21
vs. Oregon	26/36	8/6	12/13	11/6	10/0	12 (3rd, 7:32)	11 (1st, 0:48)	2	2	+5	+12
at Ohio State	34/24	17/11	11/3	7/11	18/16	8 (2nd, 3:58)	9 (4th, 4:36)	6	6	+2	-7
at Northern Kentucky	44/20	31/17	14/5	23/0	48/22	35 (4th, 5:02)	6 (1st, 7:28)	2	9	+2	+28
at Kentucky	36/16	9/14	11/6	6/2	16/7	6 (1st, 4:08)	10 (3rd, 3:14)	5	6	-9	+1
at UT Martin	32/38	17/25	4/10	18/1	17/4	8 (2OT, 0:52)	10 (1st, 6:52)	8	7	-5	+8
SYRACUSE	24/18	16/3	7/7	2/0	9/20	11 (3rd, 3:06)	6 (1st, 7:20)	6	9	+1	+4
at Clemson	20/28	23/11	16/14	8/3	14/24	34 (3rd, 1:20)	--	1	0	+28	+25
DUKE	26/34	11/11	14/17	0/2	17/8	5 (4th, 0:16)	13 (1st, 3:05)	6	6	-3	+5
at Miami	44/14	12/5	10/11	16/4	43/22	47 (4th, 3:24)	--	0	0	+21	+46
WAKE FOREST	46/28	28/4	6/16	10/0	11/5	19 (3rd, 9:13)	2 (1st, 8:45)	1	3	+15	+14
at Boston College	28/30	13/14	5/5	15/4	8/7	15 (4th, 7:39)	1 (1st, 8:53)	1	4	+10	+11
at North Carolina	38/30	16/16	10/7	10/8	17/11	20 (2nd, 1:15)	--	0	0	+16	+7
VIRGINIA	28/20	16/18	6/6	10/6	12/23	21 (3rd, 8:13)	2 (1st, 6:23)	0	2	+17	+15
PITT	32/20	19/13	13/9	17/2	24/5	42 (4th, 5:56)	3 (1st, 8:55)	2	1	+17	+34
at Notre Dame	34/22	18/10	12/7	4/4	24/3	36 (4th, 2:45)	--	0	0	+21	+32
FLORIDA STATE	26/24	14/13	10/13	13/2	11/3	1 (2nd, 8:49)	14 (4th, 4:02)	2	2	-9	-8
at Syracuse	24/20	15/14	7/5	16/10	12/16	1 (1st, 4:33)	14 (4th, 3:14)	3	1	-10	-8
at NC State	30/32	12/14	10/15	6/3	11/12	14 (2nd, 3:28)	5 (1st, 8:06)	0	1	+10	+7
NOTRE DAME	36/34	24/12	4/12	6/4	33/0	34 (4th, 1:25)	4 (1st, 7:21)	5	2	+14	+33
at Georgia Tech	26/30	9/11	12/12	11/5	5/15	13 (4th, 0:34)	--	0	0	+10	+11
at Pitt	34/20	26/11	13/8	22/4	23/11	41 (4th, 6:44)	3 (1st, 8:26)	0	1	+15	+32
BOSTON COLLEGE	34/24	29/10	11/5	12/2	7/12	24 (4th, 9:38)	--	1	0	+22	+20
VIRGINIA TECH	26/32	21/7	16/4	4/4	19/15	23 (4th, 2:14)	--	0	0	+13	+17
vs. Syracuse	14/18	6/19	25/2	10/5	13/8	28 (3rd, 3:53)	--	0	0	+21	+25
vs. Florida State	22/26	20/11	7/15	8/0	13/13	3 (3rd, 7:57)	8 (1st, 0:05)	7	7	--	-2



## 2019-20 Women's Basketball Results

**RECORD:** 28-4 Overall (**Home:** 13-1; **Away:** 11-2; **Neutral:** 4-1; **ACC:** 16-2)

Date	Opponent	Dec.	Result	Margin	Rec.	High Scorer	High Rebounder	High Assists	Attendance
N 5	WESTERN KENTUCKY	W	75-56	+19	1-0	Evans - 19	Dixon - 13	Jones - 10	8,304
N 8	MURRAY STATE	W	76-40	+36	2-0	Jones - 14	Shook - 12	Konno - 5	7,922
N 14	CENTRAL MICHIGAN	W	76-63	+13	3-0	Jones - 25	Shook - 12	Robinson - 3	7,605
N 21	CHATTANOOGA	W	86-37	+49	4-0	Evans - 18	Balogun, Shook - 11	Konno - 4	7,703
N 24	BOISE STATE	W	98-82	+16	5-0	Jones - 22	Jones - 6	Evans - 8	8,331
N 28	vs. UT Arlington ^	W	76-67	+9	6-0	Jones - 24	Shook - 7	Jones - 7	697
N 29	vs. Oklahoma State ^	W	69-48	+21	7-0	Evans - 28	Balogun, Dunham - 10	Evans - 5	771
N 30	vs. Oregon ^	W	72-68	+10	8-0	Shook - 18	Shook - 15	Evans - 6	624
D 5	at Ohio State #	L	67-60	-7	8-1	Evans - 18	Dunham - 11	Balogun, Jones - 3	3,807
D 8	at Northern Kentucky	W	85-57	+28	9-1	Jones - 21	Shook - 7	Evans - 4	2,042
D 15	at Kentucky	W	67-66	+1	10-1	Evans - 18	Shook - 13	Evans - 10	11,256
D 19	at UT Martin	W	71-63 (2ot)	+8	11-1	Evans - 22	Shook - 11	Evans - 8	1,156
D 29	SYRACUSE *	W	62-58	+4	12-1	Jones - 24	Diop, Dunham - 6	Diop, Evans, Jones - 2	10,084
J 2	at Clemson *	W	75-50	+25	13-1	Evans - 27	Shook - 10	Evans, Jones - 4	1,196
J 5	DUKE *	W	60-55	+5	14-1	Jones - 26	Jones - 10	Balogun - 4	10,123
J 9	at Miami *	W	87-41	+46	15-1	Evans - 16	Shook - 8	Robinson - 7	930
J 12	WAKE FOREST *	W	75-61	+14	16-1	Evans - 20	Shook - 8	Evans - 9	9,414
J 16	at Boston College *	W	81-70	+11	17-1	Evans - 27	Jones - 7	Jones - 7	1,137
J 19	at North Carolina *	W	74-67	+7	18-1	Evans - 22	Balogun - 9	Evans - 6	4,027
J 23	VIRGINIA *	W	71-56	+15	19-1	Evans - 21	Balogun - 12	Evans - 3	7776
J 26	PITT *	W	83-49	+34	20-1	4 Players - 12	Balogun, Robinson - 8	Dunham, Robinson - 5	11,624
J 30	at Notre Dame *	W	86-54	+32	21-1	Evans - 17	Diop, Jones - 9	Diop - 7	7719
F 6	FLORIDA STATE *	L	67-59	-8	21-2	Evans - 18	Shook - 9	Evans - 6	8,314
F 9	at Syracuse *	L	59-51	-8	21-3	Jones - 15	Shook - 13	Jones - 3	2,894
F 13	at NC State *	W	66-59	+7	22-3	Jones - 19	Shook - 10	Evans, Jones - 3	5,575
F 16	NOTRE DAME *	W	82-49	+33	23-3	Evans - 18	Shook, Dixon, Robinson - 7	Robinson - 9	12,086
F 20	at Georgia Tech *	W	58-47	+11	24-3	Jones - 18	Shook - 13	Jones - 3	1,188
F 23	at Pitt *	W	79-47	+32	25-3	Shook - 17	Shook - 10	Robinson - 8	2,318
F 27	BOSTON COLLEGE *	W	68-48	+20	26-3	Shook - 18	Shook - 10	Robinson - 5	8,514
M 1	VIRGINIA TECH *	W	70-53	+17	27-3	Jones - 18	Shook - 12	Evans - 4	10,423
M 6	vs. Syracuse !	W	71-46	+25	28-3	Evans - 23	Jones - 10	Jones - 4	3,811
M 7	vs. Florida State !	L	62-60	-2	28-4	Evans - 16	Jones - 10	Evans - 6	6,751



## 2019-20 Individual Game-by-Game

Opponent	Score	01	02	03	04	05	11	12	21	22	23	24	30	33
		EVANS,DANA	DIOP,YACIN	ROBINS,SEY	BALOGUN,EL	ROBINSON,M	KONNO,NORI	DUVALL,LIN	SHOOK,KYLE	DIXON,ELIZ	JONES,JAZM	LAEMMLE,JE	LOCKHART,M	DUNHAM,BIO
WESTERN KY.	75-56 W	19-2-3	2-4-1	0-1-0	15-4-3	DNP	9-1-2	0-0-0	2-4-0	10-13-3	8-8-10	0-0-0	DNP	10-3-0
MURRAY ST.	76-40 W	12-1-2	7-5-0	0-5-1	11-7-1	0-2-2	4-4-5	4-3-0	13-12-1	4-7-0	14-4-2	0-1-1	DNP	7-6-1
CENTRAL MICH.	76-63 W	24-6-0	0-1-0	DNP	4-2-2	1-1-3	0-2-1	DNP	15-12-0	2-6-0	25-9-2	1-1-0	DNP	4-2-0
CHATTANOOGA	86-37 W	18-3-1	8-5-2	DNP	9-11-1	4-4-2	11-2-4	6-2-0	12-11-1	8-7-1	6-3-2	0-1-2	DNP	4-9-1
BOISE ST.	98-82 W	20-1-8	0-2-0	DNP	9-5-1	0-1-2	7-4-6	5-0-0	15-5-0	15-4-0	22-6-3	0-1-0	DNP	5-4-1
vs UT Arlington	76-67 W	19-2-2	2-2-1	DNP	12-2-1	0-2-1	6-2-1	0-0-0	5-7-0	4-3-0	24-4-7	DNP	DNP	4-4-0
vs Oklahoma State	69-48 W	28-4-5	2-4-1	DNP	12-10-4	0-1-1	2-1-3	2-0-0	5-4-1	8-2-0	4-6-1	0-0-0	DNP	6-10-0
vs Oregon	72-62 W	17-2-6	2-0-0	DNP	11-4-0	DNP	6-1-2	0-0-0	18-15-3	2-2-0	10-3-3	DNP	DNP	6-12-2
at Ohio St.	60-67 L	18-1-0	2-1-0	DNP	6-4-3	0-1-1	8-3-1	0-0-0	6-5-0	8-3-0	2-1-3	DNP	0-0-0	10-11-2
at Northern Ky.	85-57 W	16-3-4	9-4-1	DNP	12-3-3	2-3-3	DNP	5-3-2	5-7-2	7-4-0	21-4-2	3-1-0	3-1-0	2-6-2
at Kentucky	67-66 W	18-3-10	8-6-2	DNP	2-1-1	2-0-0	0-0-0	DNP	11-13-1	6-1-0	10-5-4	DNP	DNP	10-3-0
at UT Martin	71-63 W	22-4-8	15-7-0	DNP	2-1-1	2-5-0	DNP	0-2-0	15-11-1	0-0-0	9-7-4	0-1-0	DNP	6-6-3
SYRACUSE	62-58 W	9-3-2	5-6-2	DNP	13-4-0	0-0-0	2-2-0	DNP	3-4-1	2-2-0	24-4-2	DNP	DNP	4-6-0
at Clemson	75-50 W	27-3-5	5-5-0	DNP	15-5-3	0-1-2	7-2-1	0-1-0	4-10-1	2-5-0	11-3-5	0-0-0	0-0-0	4-1-0
DUKE	60-55 W	10-1-3	9-2-2	DNP	5-8-4	6-2-1	0-0-0	DNP	0-3-1	2-3-0	26-10-2	DNP	DNP	2-3-0
at Miami	87-41 W	16-5-3	15-4-4	DNP	0-3-1	4-5-7	9-1-3	6-1-0	14-8-2	9-5-0	10-4-2	0-2-1	0-2-1	4-2-1
WAKE FOREST	75-61 W	20-1-9	6-5-0	DNP	10-1-2	3-3-0	2-1-0	0-0-0	12-8-2	0-0-0	18-6-5	0-0-0	0-0-0	4-7-1
at Boston College	81-70 W	27-3-4	12-3-1	DNP	10-2-1	6-6-3	0-0-1	DNP	12-4-2	2-0-0	12-7-7	DNP	DNP	DNP
at North Carolina	74-67 W	22-2-6	4-2-1	DNP	8-9-2	5-4-0	DNP	DNP	4-2-0	8-1-0	19-2-3	DNP	DNP	4-7-1
VIRGINIA	71-56 W	21-6-3	8-1-1	DNP	7-12-1	4-3-2	DNP	0-3-0	10-7-1	0-4-1	13-1-2	DNP	DNP	8-1-2
PITTSBURGH	83-49 W	12-3-4	8-2-1	DNP	12-8-3	4-8-5	DNP	0-2-0	12-5-0	10-4-1	11-1-3	2-1-1	DNP	12-6-5
at Notre Dame	86-54 W	17-1-6	9-9-7	DNP	11-5-3	1-5-1	DNP	5-1-1	12-6-2	7-4-0	14-9-4	2-0-0	DNP	8-2-1
FLORIDA ST.	59-67 L	18-4-6	2-5-0	DNP	DNP	5-4-1	DNP	0-0-0	9-9-0	4-3-0	5-7-3	2-0-0	DNP	14-2-0
at Syracuse	51-59 L	13-2-2	4-1-0	DNP	DNP	4-1-1	DNP	DNP	5-13-0	2-5-1	15-7-3	6-0-2	DNP	2-2-0
at NC State	66-59 W	14-4-3	8-1-1	DNP	9-7-0	3-1-1	DNP	0-0-0	10-10-1	0-0-0	19-8-3	0-0-0	DNP	3-2-0
NOTRE DAME	82-49 W	18-2-7	15-5-2	DNP	11-3-1	6-7-9	DNP	4-1-0	11-7-2	6-7-0	7-1-2	0-0-0	2-1-0	2-1-1
at Georgia Tech	58-47 W	14-2-2	3-1-0	DNP	4-4-1	2-2-2	DNP	DNP	13-13-1	0-0-0	18-7-3	DNP	DNP	4-4-1
at Pittsburgh	79-47 W	DNP	15-5-5	DNP	DNP	2-8-8	DNP	7-1-0	17-10-0	4-2-2	12-1-4	9-0-0	3-3-1	10-4-1
BOSTON COLLEGE	68-48 W	DNP	13-4-2	DNP	DNP	7-5-5	DNP	3-3-2	18-10-1	2-6-0	17-1-3	0-1-3	2-1-0	6-1-0
VIRGINIA TECH	70-53 W	11-2-4	8-2-3	DNP	3-1-0	5-4-3	DNP	0-0-0	15-12-3	0-1-0	18-2-3	2-1-1	0-1-0	8-9-1
vs Syracuse	71-46 W	23-3-1	5-5-2	DNP	5-2-1	0-2-3	DNP	0-0-0	10-8-2	6-9-0	11-10-4	0-0-0	2-2-0	9-4-1
vs Florida St.	60-62 L	16-4-6	10-3-0	DNP	0-0-0	2-1-0	DNP	DNP	10-4-1	1-2-0	15-10-2	DNP	DNP	6-4-1

## 2019-20 Statistics for Atlantic Conference Games Only

#	Player	gp-gs	min	avg	fg-fga	fg%	3fg-fga	3fg%	ft-fa	ft%	off	def	tot	avg	pf	dq	a	to	blk	stl	pts	avg
01	Dana Evans	16-15	541	33.8	89-224	.397	48-120	.400	43-50	.860	6	38	44	2.8	24	0	69	34	0	14	269	16.8
23	Jazmine Jones	18-18	550	30.6	106-197	.538	12-30	.400	45-57	.789	26	55	81	4.5	31	1	59	43	7	30	269	14.9
21	Kylee Shook	18-18	508	28.2	76-154	.494	18-49	.367	11-14	.786	28	113	141	7.8	29	0	20	18	53	19	181	10.1
04	Elizabeth Balogun	14-13	339	24.2	46-113	.407	15-52	.288	11-19	.579	23	49	72	5.1	23	0	22	13	21	12	118	8.4
02	Yacine Diop	18-5	407	22.6	63-125	.504	10-28	.357	13-20	.650	19	44	63	3.5	31	0	32	28	1	19	149	8.3
33	Bionca Dunham	17-17	405	23.8	42-94	.447	0-1	.000	15-17	.882	18	42	60	3.5	45	0	15	26	5	8	99	5.8
05	Mykasa Robinson	18-3	355	19.7	26-49	.531	0-0	.000	15-27	.556	27	42	69	3.8	29	1	51	26	4	22	67	3.7
11	Norika Konno	6-0	58	9.7	7-16	.438	2-7	.286	4-4	1.000	1	5	6	1.0	5	0	5	3	1	1	20	3.3
22	Elizabeth Dixon	18-0	240	13.3	22-46	.478	0-0	.000	16-26	.615	23	29	52	2.9	38	0	5	18	12	4	60	3.3
12	Lindsey Duvall	12-0	77	6.4	8-26	.308	5-20	.250	4-5	.800	5	8	13	1.1	2	0	3	3	1	2	25	2.1
24	Jessica Laemmle	12-1	82	6.8	9-26	.346	4-16	.250	1-2	.500	1	4	5	0.4	16	0	8	5	0	5	23	1.9
30	Molly Lockhart	7-0	38	5.4	2-11	.182	0-0	.000	3-7	.429	2	6	8	1.1	8	0	2	2	1	2	7	1.0
Team											23	31	54				6					
Total.....		18	3600		496-1081	.459	114-323	.353	181-248	.730	202	466	668	37.1	281	2	291	225	106	138	1287	71.5
Opponents.....		18	3600		367-1038	.354	84-318	.264	172-255	.675	233	408	641	35.6	255	2	175	292	40	79	990	55.0

TEAM STATISTICS	LOU	OPP	Date	Opponent	Score	Att.
SCORING	1287	990	* 12/29/19	SYRACUSE	W 62-58	10084
Points per game	71.5	55.0	* 01/02/20	at Clemson	W 75-50	1196
Scoring margin	+16.5	-	* 01/05/20	DUKE	W 60-55	10123
FIELD GOALS-ATT	496-1081	367-1038	* 01/09/20	at Miami	W 87-41	930
Field goal pct	.459	.354	* 01/12/20	WAKE FOREST	W 75-61	9414
3 POINT FG-ATT	114-323	84-318	* 01/16/20	at Boston College	W 81-70	1137
3-point FG pct	.353	.264	* 01/19/20	at North Carolina	W 74-67	4027
3-pt FG made per game	6.3	4.7	* 01/23/20	VIRGINIA	W 71-56	7776
FREE THROWS-ATT	181-248	172-255	* 01/26/20	PITTSBURGH	W 83-49	11624
Free throw pct	.730	.675	* 01/30/20	at Notre Dame	W 86-54	7719
F-Throws made per game	10.1	9.6	* 02/06/20	FLORIDA ST.	L 59-67	8314
REBOUNDS	668	641	* 02/09/20	at Syracuse	L 51-59	2894
Rebounds per game	37.1	35.6	* 02/13/20	at NC State	W 66-59	5575
Rebounding margin	+1.5	-	* 02/16/20	NOTRE DAME	W 82-49	12086
ASSISTS	291	175	* 02/20/20	at Georgia Tech	W 58-47	1188
Assists per game	16.2	9.7	* 02/23/20	at Pittsburgh	W 79-47	2318
TURNOVERS	225	292	* 02/27/20	BOSTON COLLEGE	W 68-48	8514
Turnovers per game	12.5	16.2	* 03/01/20	VIRGINIA TECH	W 70-53	10423
Turnover margin	+3.7	-				
Assist/turnover ratio	1.3	0.6				
STEALS	138	79				
Steals per game	7.7	4.4				
BLOCKS	106	40				
Blocks per game	5.9	2.2				

\* - Conference game



## 2019-20 Game-by-Game Totals

Teams	FG-FGA	Pct	3FG-FGA	Pct	FT-FTA	Pct	O	D	Reb	PF-D	A	TO	Blk	Stl	1Q	2Q	3Q	4Q	OT	TOT
W. Kentucky	19-57	.333	6-19	.316	12-23	.522	18	19	37	14-0	7	17	2	9	13	12	18	13		56
LOUISVILLE	31-63	.492	8-17	.471	5-9	.556	16	24	40	20-0	22	16	6	7	21	13	21	20		75
Murray State	15-61	.246	7-32	.219	3-6	.500	12	22	34	16-1	9	24	3	11	4	9	10	17		40
LOUISVILLE	29-71	.408	6-26	.231	12-18	.667	24	35	59	7-0	16	21	4	12	16	22	25	13		76
C. Michigan	19-49	.388	2-12	.167	23-28	.821	8	26	34	24-1	7	19	0	2	15	21	10	17		63
LOUISVILLE	25-67	.373	3-11	.273	23-27	.852	18	24	42	22-1	8	12	6	7	22	17	20	17		76
UT Chattanooga	14-57	.246	4-20	.200	5-10	.500	8	20	28	26-0	2	18	1	6	7	6	14	10		37
LOUISVILLE	34-76	.447	6-24	.250	12-14	.857	22	37	59	11-0	17	13	4	13	18	17	26	25		86
Boise State	35-57	.614	6-16	.375	6-8	.750	6	19	25	20-0	22	20	4	3	14	20	24	24		82
LOUISVILLE	38-70	.543	6-14	.429	16-23	.696	16	18	34	10-0	21	10	1	6	31	27	23	17		98
UT Arlington	25-55	.455	4-11	.364	13-21	.619	11	20	31	20-1	11	20	2	9	21	15	14	17		67
Louisville	26-55	.473	5-11	.455	19-25	.760	12	22	34	18-0	13	20	6	6	20	23	17	16		76
Oklahoma State	18-71	.254	5-18	.278	7-11	.636	15	24	39	8-0	8	14	4	7	13	12	14	9		48
Louisville	28-59	.475	9-14	.643	4-5	.800	7	40	47	15-0	16	21	8	4	19	18	19	13		69
Oregon	25-73	.342	6-35	.171	6-8	.750	17	22	39	14-0	11	7	4	5	24	8	10	20		62
Louisville	28-58	.483	5-18	.278	11-14	.786	9	32	41	13-0	16	10	4	2	13	24	14	21		72
Ohio State	21-43	.488	6-19	.316	19-23	.826	3	29	32	12-0	11	17	3	5	19	12	19	17		67
Louisville	24-65	.369	5-17	.294	7-12	.583	15	19	34	19-1	10	11	1	9	17	16	12	15		60
NKU	21-54	.389	9-23	.391	6-8	.750	8	12	20	16-1	12	21	0	4	16	19	9	13		57
Louisville	33-62	.532	8-20	.400	11-14	.786	16	26	42	19-0	19	17	6	9	22	15	31	17		85
Kentucky	22-50	.440	10-19	.526	12-15	.800	7	10	17	9-0	11	8	2	7	16	24	15	11		66
Louisville	29-56	.518	5-15	.333	4-4	1.000	15	22	37	19-0	18	15	6	2	21	10	27	9		67
UT Martin	23-63	.365	2-16	.125	15-28	.536	14	28	42	18-1	10	20	4	15	16	15	9	9	9-5	63
Louisville	25-67	.373	3-14	.214	18-20	.900	16	33	49	22-5	17	22	9	10	12	14	12	11	9-13	71
Syracuse	20-57	.351	8-23	.348	10-12	.833	11	32	43	12-0	13	17	5	3	20	10	13	15		58
LOUISVILLE	22-63	.349	4-14	.286	14-20	.700	12	25	37	15-0	7	5	5	3	19	12	19	12		62
Clemson	18-62	.290	1-8	.125	13-20	.650	22	25	47	10-0	4	20	2	6	12	10	10	18		50
Louisville	28-65	.431	12-31	.387	7-9	.778	14	26	40	17-0	15	16	7	8	25	25	15	10		75
Duke	24-56	.429	3-16	.188	4-4	1.000	12	22	34	14-0	11	14	4	5	22	9	14	10		55
LOUISVILLE	23-58	.397	5-22	.227	9-11	.818	13	20	33	6-0	13	9	4	6	12	13	18	17		60
Miami	13-64	.203	4-27	.148	11-19	.579	16	17	33	16-0	5	11	6	3	4	12	14	11		41
Louisville	35-63	.556	7-18	.389	10-12	.833	12	37	49	17-0	25	11	6	7	15	22	24	26		87
Wake Forest	24-60	.400	6-13	.462	7-10	.700	15	27	42	15-0	14	18	1	1	9	14	24	14		61
LOUISVILLE	30-64	.469	4-12	.333	11-15	.733	10	22	32	18-0	19	9	5	9	19	19	17	20		75
Boston College	25-52	.481	8-17	.471	12-17	.706	8	16	24	12-0	15	15	1	6	18	12	22	18		70
Louisville	30-52	.577	11-17	.647	10-12	.833	7	21	28	14-0	19	16	2	6	19	21	24	17		81
North Carolina	24-52	.462	6-20	.300	13-16	.813	5	19	24	19-1	14	14	0	4	14	15	16	22		67
Louisville	28-58	.483	3-15	.200	15-18	.833	10	23	33	18-0	13	15	6	6	27	18	17	12		74
Virginia	21-58	.362	4-13	.308	10-18	.556	8	25	33	17-1	9	15	2	5	13	9	17	17		56
LOUISVILLE	25-57	.439	6-18	.333	15-20	.750	9	31	40	20	13	16	7	9	25	14	12	20		71
Pittsburgh	19-64	.297	6-28	.214	5-8	.625	18	22	40	20	9	22	1	4	13	11	11	14		49
LOUISVILLE	31-65	.477	7-24	.292	14-19	.737	13	29	42	13	23	10	4	15	21	20	25	17		83
Notre Dame	18-61	.295	4-17	.235	14-17	.824	12	20	32	11	11	16	3	5	11	18	14	11		54
Louisville	34-63	.540	7-19	.368	11-16	.688	12	33	45	17	25	16	10	10	27	23	24	12		86
Florida State	24-63	.381	6-22	.273	13-14	.929	16	28	44	19	9	13	4	3	11	15	16	25		67
LOUISVILLE	22-64	.344	3-16	.188	12-16	.750	15	23	38	15	10	12	3	9	11	6	23	19		59
Syracuse	19-54	.353	6-18	.333	17-28	.607	15	25	40	14	11	18	4	8	15	15	11	18		59
Louisville	18-51	.352	5-17	.294	8-12	.667	13	24	37	24	9	22	6	10	12	8	12	19		51
NC State	21-65	.323	5-20	.250	12-17	.706	17	22	39	11	6	8	1	3	8	15	17	19		59
Louisville	26-54	.481	7-18	.389	7-13	.538	7	27	34	18	9	9	9	6	19	14	13	20		66
Notre Dame	21-57	.368	2-13	.154	5-8	.625	10	19	29	10	7	23	2	7	16	10	14	9		49
LOUISVILLE	33-63	.524	8-21	.381	8-12	.667	9	28	37	11	24	14	6	7	18	22	27	15		82
Georgia Tech	17-57	.298	1-12	.083	12-17	.706	14	17	31	14	8	6	0	3	14	12	10	11		47
Louisville	23-49	.469	6-12	.500	6-7	.857	9	25	34	17	10	14	8	2	19	17	9	13		58
Pitt	17-58	.293	7-20	.350	6-9	.667	14	21	35	15	9	22	3	4	12	12	5	18		47
Louisville	30-62	.484	5-13	.385	14-21	.667	14	26	40	13	21	9	9	13	13	26	24	16		79
Boston College	19-53	.358	4-16	.250	6-13	.462	15	25	40	13	10	23	0	7	17	7	13	11		48
LOUISVILLE	28-59	.475	5-11	.455	7-11	.636	9	24	33	16	16	14	6	7	20	26	13	9		68
Virginia Tech	24-48	.500	3-15	.200	2-8	.250	5	26	31	8	10	17	1	2	8	16	8	21		53
LOUISVILLE	29-68	.426	9-25	.360	3-4	.750	14	22	36	12	18	8	3	5	19	18	16	17		70
Syracuse	17-63	.270	5-23	.217	7-10	.700	10	21	31	9	6	12	2	8	8	5	20	13		46
Louisville	27-63	.429	12-23	.522	5-6	.823	15	38	53	14	14	19	5	6	14	20	22	15		71
Florida State	24-59	.407	6-13	.462	8-9	.889	14	22	36	9	11	15	0	6	18	12	18	14		62
Louisville	23-57	.404	7-12	.583	7-9	.778	11	20	31	14	10	12	3	6	10	20	13	17		60



## 2019-20 Women's Basketball Team Superlatives

Louisville High	Louisville Low	Statistical Category	Opponent High	Opponent Low
98 vs. BSU (11/24)	51 at Syracuse (2/9/20)	<b>Points</b>	82 vs. BSU (11/24)	37 vs. UTC (11/21)
58 vs. BSU (11/24)	17 vs. FSU (2/6/20)	<b>First-Half Points</b>	40 at Kentucky (12/15)	13 vs. Murray State (11/8/19), vs. UTC (11/21), vs. Syracuse (3/6)
51 vs. UTC (11/21)	22 at Georgia Tech (2/20/20)	<b>Second-Half Points</b>	48 vs. BSU (11/24)	18 at UT Martin (12/19)
38 vs. BSU (11/24)	18 vs. Syracuse (2/9/20)	<b>Field Goals</b>	35 vs. BSU (11/24)	13 at Miami (1/9)
76 vs. UTC (11/21)	49 at Georgia Tech (2/20/20)	<b>Field Goal Attempts</b>	73 vs. Oregon (11/30)	43 at Ohio St (12/5)
.577 at BC (1/16)	.344 vs. FSU (2/6/20)	<b>FG Percentage</b>	.614 vs. BSU (11/24)	.203 at Miami (1/9)
12 at Clemson (1/2/20), vs. Syracuse (3/6)	3 vs. CMU (11/14), at UTM (12/19), at UNC (1/19), vs. FSU (2/6)	<b>3-Point Field Goals</b>	10 at Kentucky (12/15)	1 at Clemson (1/2/20), at Georgia Tech (2/20/20)
31 at Clemson (1/2/20)	11 vs. CMU (11/14), vs. UTA (11/28) vs. Boston College (2/27/20)	<b>3-Point Field Goal Att.</b>	35 vs. Oregon (11/30)	8 at Clemson (1/2/20)
.647 (11-17) at BC (1/16/20)	.188 (3-16) vs. FSU (2/6)	<b>3-Point FG Percentage*</b>	.526 (10-19) at Kentucky (12/15)	.083 (1-12) at GT (2/20)
23 vs. CMU (11/14)	3 vs. VT (3/1)	<b>Free Throws</b>	23 vs. CMU (11/14)	2 vs. VT (3/1)
27 vs. CMU (11/14)	4 at Kentucky (12/15), vs. VT (3/1)	<b>Free Throw Attempts</b>	28 vs. CMU (11/14), at UTM (12/19), at SU (2/9/20)	4 vs. Duke (1/5/20)
.900 (18-20) at UTM (12/19)	.538 (7-13) at NC State (2/13/20)	<b>Free Throw Percentage</b>	1.000 (4-4) vs. Duke (1/5)	.250 vs. VT (3/1)
24 vs. Murray State (11/8/19), at SU	7 vs. OSU (11/29/19), at BC (1/16), vs. NC State (2/13/20)	<b>Offensive Rebounds</b>	22 at Clemson (1/2/20)	3 at Ohio St (12/5)
40 vs. OSU (11/29/19)	18 vs. BSU (11/24)	<b>Defensive Rebounds</b>	32 vs. Syracuse (12/29/19)	10 at Kentucky (12/15)
59 vs. Murray State (11/8/19), UTC (11/21)	28 at BC (1/16)	<b>Total Rebounds</b>	47 at Clemson (1/2/20)	17 at Kentucky (12/15)
24 At Syracuse (2/9/20)	7 vs. Murray State (11/8/19)	<b>Fouls</b>	24 vs. CMU (11/14)	8 vs. OSU (11/29/19), vs. VT (3/1)
25 at Miami (1/9), at Notre Dame (1/30)	7 vs. Syracuse (12/29)	<b>Assists</b>	22 vs. Boise St. (11/24)	2 vs. UTC (11/21)
22 at UT Martin (12/19), at SU (2/9)	5 vs. Syracuse (12/29)	<b>Turnovers</b>	24 vs. Murray State (11/8/19)	6 at Georgia Tech (2/20/20)
10 at Notre Dame (1/30) at UNC (1/19), at GT (2/20)	1 vs. BSU (11/24), at OSU (12/5)	<b>Blocked Shots</b>	6 at Miami (1/9)	0 vs. CMU (11/14), at NKU (12/8), vs. BC (2/27/20), vs. FSU (3/7/20)
15 vs. Pitt (1/26)	2 vs. Oregon (11/30), at UK (12/15) at Georgia Tech (2/20)	<b>Steals</b>	15 at UT Martin (12/19)	1 vs. Wake Forest (1/12)

### 2019-20 Women's Basketball Individual Superlatives

	Louisville	Opponent
<b>Points</b>	28 by Dana Evans vs. Oklahoma State (11/29/19)	26 by Rhyné Howard at Kentucky (12/15)
<b>Field Goals Made</b>	10 by Jazmine Jones vs. Central Michigan (11/14), by Dana Evans vs. Oklahoma State (11/29/19), by Dana Evans at Clemson (1/2/20)	10 by Kiah Gillespie vs. FSU (2/6)
<b>Field Goals Attempted</b>	20 by Dana Evans at Clemson (1/2/20), vs. FSU (2/6)	24 by Vivian Gray vs. Oklahoma State (11/29/19)
<b>Highest FG Pct. (min. 5 made)</b>	1.000 (6-6) by Jazmine Jones vs. Murray State (11/8/19), 1.000 (5-5) by Bionca Dunham at Kentucky (12/15)	.800 (8-10) by Mikayla Vaughn vs. Notre Dame (2/16/20)
<b>3-Point Field Goals Made</b>	7 (7-13) by Dana Evans at Clem (1/2), 7 (7-10) by Dana Evans at BC (1/16)	6 (6-10) by Makayla Dickens at BC (1/16)
<b>3-Point Field Goals Attempted</b>	13 (7-13) by Dana Evans at Clemson (1/2/20)	11 (2-11) by Satou Sabally vs. Oregon (11/30)
<b>3-Point FG Pct. (min. 3 made)</b>	.833 (5-6) by Elizabeth Balogun vs. Western Kentucky (11/5/19)	.750 (3-4) by KeKe McKinney at Kentucky (12/15), by Teisha Hyman at SYR (12/29), by Ivana Raca vs. WF (1/12)
<b>Free Throws Made</b>	10 by Dana Evans vs. CMU (11/14), by Dana Evans vs. UTA (11/28), by Dana Evans at UTM (12/19)	11 by Micaela Kelly vs. Central Michigan (11/14)
<b>Free Throws Attempted</b>	11 by Dana Evans vs. Central Michigan (11/14)	15 by Micaela Kelly vs. Central Michigan (11/14)
<b>Free Throw Pct. (min. 6 made)</b>	1.000 (10-10) by Dana Evans vs. UTA (11/28), 1.000 (10-10) by Dana Evans at UTM (12/19)	1.000 (8-8) by Katlyn Gilbert at Notre Dame (1/30) 1.000 (6-6) by Nausia Woolfolk vs. FSU (2/6)
<b>Offensive Rebounds</b>	7 by Elizabeth Dixon vs. WKU (11/5/19), by Kylee Shook vs. CMU (11/14), by Bionca Dunham at Ohio St (12/5)	7 by Damiah Griffin at UT Martin (12/19).
<b>Defensive Rebounds</b>	12 by Kylee Shook at Georgia Tech (2/20/20)	11 by Kiah Gillespie vs. FSU (2/6),
<b>Total Rebounds</b>	15 by Kylee Shook vs. Oregon (11/30)	16 by Kiah Gillespie vs. FSU (3/7/20)
<b>Turnovers</b>	8 by Dana Evans at UT Martin (12/19)	7 by Jentri Worley vs. MSU (11/8/19), Molly Davis vs. CMU (11/14), by Chyna Cotton at Clemson (1/2/20)
<b>Assists</b>	10 by Jazmine Jones vs. Western Kentucky (11/5/19), by Dana Evans at Kentucky (12/15)	14 by Jayde Christopher vs. Boise State (11/24)
<b>Blocked Shots</b>	7 by Kylee Shook at NC State (2/13/20)	4 by Brianna Jackson at Miami (1/9)
<b>Steals</b>	5 by Jazmine Jones vs. MSU (11/8/19), vs. Pitt (1/26/20) Lewis vs. Syracuse (2/9/20)	4 by Maddie Waldrop at UT Martin (12/19), by Kiara
<b>Minutes Played (regulation game)</b>	40 by Dana Evans vs. CMU (11/14), by Dana Evans vs. Oregon (11/30), by Elizabeth Balogun vs. Oregon (11/30), by Dana Evans (1/5), by Dana Evans at UNC (1/19), by Dana Evans vs. Syracuse (2/9/20), by Dana Evans at NC State (2/13/20)	40 by Micaela Kelly vs. Central Michigan (11/14), by Taylor Koenen at UNC (1/19), by Francesca Pan at GT (2/20)
<b>Minutes Played (overtime game)</b>	50 by Dana Evans at UT Martin (12/19)	46 by Damiah Griffin, Kyannah Grant at UT Martin (12/19)



## 2019-20 Miscellaneous Stats

### Double-Figure Scoring Games

Evans.....	29
Jones.....	25
Shook.....	21
Balogun.....	13
Diop.....	7
Dunham.....	6
Dixon.....	3
Konno.....	1

### Games Leading UofL in Scoring

Evans.....	18
Jones.....	11
Shook.....	4
Dunham.....	1
Balogun.....	1

### Games Leading UofL in Rebounding

Shook.....	19
Jones.....	6
Balogun.....	5
Dunham.....	3
Diop.....	2
Dixon.....	2
Robinson.....	2

### Games Leading UofL in Assists

Evans.....	15
Jones.....	9
Robinson.....	6
Balogun.....	2
Diop.....	2
Konno.....	2
Dunham.....	1

### Double Doubles

Shook.....	11
Jones.....	3
Balogun.....	1
Dixon.....	1
Dunham.....	1
Evans.....	1

### Scored Louisville's First Points

<b>Who</b>	
Shook.....	9
Jones.....	7
Balogun.....	6
Dunham.....	5
Dixon.....	2
Evans.....	1
Robinson.....	1
Laemmle.....	1

### How

Jump shot.....	15
Layup.....	8
Free Throw.....	4
Three-Pointer.....	4

### Jump Balls Controlled

Louisville.....	25
Opponents.....	7

### Starting Lineups

W-L	Guard	Guard	Guard	Forward	Forward
20-2	Evans	Balogun	Jones	Dunham	Shook
3-0	Evans	Balogun	Jones	Dunham	Dixon
2-0	Robinson	Diop	Jonen	Dunham	Shook
1-0	Evans	Laemmle	Diop	Dunham	Dixon
1-0	Evans	Balogun	Jones	Diop	Shook
1-0	Laemmle	Diop	Jones	Dunham	Shook
0-1	Evans	Diop	Jones	Dunham	Shook
0-1	Evans	Robinson	Jones	Dunham	Shook

### Scoring Summary

	1st Pd.	2nd Pd.	3rd Pd.	4th Pd.	OT	Total
Louisville	596	580	614	517	9-13	2329
Opponents	441	412	453	486	9-5	1806

### Leads and Deficits

Biggest Halftime Lead.....	28 (50-22) at Clemson (1/2)
Biggest Halftime Lead Blown.....	2 (33-31) vs. Ohio St (12/5)
Biggest Halftime Deficit.....	10 (30-20) at Syracuse (2/9)
Biggest Halftime Deficit Overcome.....	9 (40-31) at UK (12/15)
Biggest 2nd Half Lead.....	49 (86-37) vs. UTC (11/21)
Biggest 2nd Half Lead Blown.....	4 (40-36) vs. Ohio St (12/5)
Biggest 2nd Half Deficit.....	14 (57-43) vs. FSU (2/6), (52-38) at SU (2/9/20)
Biggest 2nd Half Deficit Overcome.....	10 (55-45) at UK (12/15)
Biggest Overall Lead.....	49 (86-37) vs. UTC (11/21)
Biggest Lead Blown.....	8 (29-21) vs. Ohio St (12/5)
Biggest Overall Deficit.....	14 (57-43) vs. FSU (2/6), (52-38) at SU (2/9/20)
Biggest Deficit Overcome.....	13 (20-7) vs. Duke (1/5)

### Home, Road, Quarter, and Half Statistics

FG% in KFC Yum! Center.....	.441 (400-908)
FG% on the Road.....	.473 (364-770)
3-Pt. FG% in KFC Yum! Center.....	.314 (80-255)
3-Pt. FG% on the Road.....	.372 (84-226)
FT% in KFC Yum! Center.....	.735 (161-219)
FT% on the Road.....	.753 (128-170)
Scoring Avg. in KFC Yum! Center.....	74.4 (1041 pts.)
Scoring Average on the Road.....	72.3 (940 pts.)
Opp. Scoring Avg. in KFC Yum! Center.....	55.3 (774 pts.)
Opp. Scoring Avg. on the Road.....	57.5 (747 pts.)
Most 1st Quarter Points.....	31 vs. BSU (11/24)
Most 2nd Quarter Points.....	27 vs. BSU (11/24)
Most 3rd Quarter Points.....	31 at NKU (12/8)
Most 4th Quarter Points.....	26 at Miami (1/9)
Fewest 1st Quarter Points.....	10 vs. FSU (3/7/20)
Fewest 2nd Quarter Points.....	6 vs. FSU (2/6)
Fewest 3rd Quarter Points.....	9 at Georgia Tech (2/20)
Fewest 4th Quarter Points.....	9 at UK (12/15), vs. BC (2/27)

### Opponents' Quarter Breakdown

Fewest 1st Quarter Points.....	4 vs. MSU (11/8), at Miami (1/9)
Fewest 2nd Quarter Points.....	5 vs. Syracuse (3/6/20)
Fewest 3rd Quarter Points.....	5 at Pitt (2/23/20)
Fewest 4th Quarter Points.....	9 vs. OSU (11/29), at UTM (12/19), vs. ND (2/16)
Most 1st Quarter Points.....	24 vs. ORE (11/30)
Most 2nd Quarter Points.....	24 at UK (12/15)
Most 3rd Quarter Points.....	23 vs. BSU (11/24)
Most 4th Quarter Points.....	24 vs. BSU (11/24)

### Louisville's Record When the Cardinals ...

Lead at halftime.....	25-1
Trail at halftime.....	3-2
Tied at halftime.....	0-1
Shoot better from the field than opponent.....	23-0
Shoot worse from the field than opponent.....	5-4
Shoot the same from the field as opponent.....	0-0
Shoot 50 percent or better from the field.....	7-0
Shoot below 50 percent from the field.....	20-4
Opp. shoots 50 pct. or better from the field.....	2-0
Opp. shoots below 50 pct. from the field.....	26-4
Make more than 7 3-point goals.....	7-0
Make 7 or fewer 3-point goals.....	21-4
Attempt 20 or more 3-point field goals.....	9-0
Attempt less than 20 3-point field goals.....	19-4
Make more free throws than opponent.....	17-0
Opponent makes more free throws.....	10-4
Free throws made are even.....	1-0
Outrebound their opponent.....	22-1
Outrebounded by their opponent.....	6-3
Rebounds are even.....	0-0
Bench outscored the opposing bench.....	20-2
Bench points are even.....	0-1
Opponent bench outscored bench.....	8-1
Commit fewer turnovers than opponent.....	15-3
Commit more turnovers than opponent.....	10-1
Turnovers are even.....	3-0
Lead with 5:00 remaining.....	26-0
Trail with 5:00 remaining.....	1-3
Tied with 5:00 remaining.....	1-1
Play an overtime game.....	1-0
1-4 point margins.....	2-1
5-10 point margins.....	6-3
11-20 point margins.....	9-0
21 or more point margins.....	11-0
vs. AP Top 25 teams.....	3-2
Play at home.....	13-1
Play on the road.....	11-2
Play on a neutral court.....	4-1
Score 59 points or less.....	1-2
Score 60-69 points.....	6-2
Score 70-79 points.....	13-0
Score 80-89 points.....	7-0
Score 90 points or more.....	1-0
Allow 59 points or less.....	18-1
Allow 60-69 points.....	7-3
Allow 70-79 points.....	1-0
Allow 80-89 points.....	2-0
Allow 90 points or more.....	0-0
Play after a loss.....	2-1
Score the first point.....	16-0
November.....	8-0
December.....	4-1
January.....	9-0
February.....	5-2
March.....	2-1



## 2019-20 Box Scores

## Western Ky. 56 • 0-1,0-0 C-USA

#	Player	Total		3-Ptr		Rebounds		PF	TP	A	T	Bk	Stl	Min
		FG	FGA	FT	FTA	Off	Def							
15	Raneem Elgedawy	3-9	0-1	2-8	4 4	8	3	8	0	2	0	0	0	30
22	Sandra Skinner	1-2	0-0	2-2	3 5	6	4	0	0	0	0	1	1	18
5	Whitney Creech	3-8	0-3	4-6	1 4	5	3	10	3	2	0	0	0	37
20	Sherry Porter	6-16	2-6	1-1	1 2	3	1	15	3	6	0	1	1	32
40	Meral Abdelgawad	1-3	1-3	0-0	1 1	2	3	3	0	2	0	0	0	16
40	Mryiah Haywood	0-8	0-0	0-2	2 1	3	3	0	0	0	0	1	3	21
03	De'Myla Brown	0-0	0-0	0-0	0 1	1	0	0	0	0	0	0	0	2
04	Dee Givens	4-10	3-6	2-2	2 1	3	2	13	2	3	1	1	1	38
12	Fatou Kouye	1-1	0-0	1-2	1 1	3	0	3	0	0	0	0	0	11
13	Hya Haywood	0-0	0-0	0-0	0 0	0	0	0	0	0	0	0	0	2
Team		0	0	0	0	0	3	2						
Totals		19-57	6-19	12-23	18	19	37	14	56	7	17	2	9	200

1st FG %: 5-18 27.8% 2nd FG %: 3-16 31.3% 3rd FG %: 4-10 40.0% 4th FG %: 15-57 33.3% 5th FG %: 3-8 37.5% 6th FG %: 1-2 50.0% 7th FG %: 1-2 50.0% 8th FG %: 1-2 50.0% 9th FG %: 1-2 50.0% 10th FG %: 1-2 50.0% 11th FG %: 1-2 50.0% 12th FG %: 1-2 50.0% 13th FG %: 1-2 50.0% 14th FG %: 1-2 50.0% 15th FG %: 1-2 50.0%

## Louisville 75 • 1-0,0-0 ACC

#	Player	Total		3-Ptr		Rebounds		PF	TP	A	T	Bk	Stl	Min
		FG	FGA	FT	FTA	Off	Def							
22	Elizabeth Dixon	1-5	0-0	0-0	7 6	13	2	10	3	2	1	0	0	28
33	Bionca Dunham	1-7	0-0	0-0	0 3	3	4	10	0	0	0	1	1	18
01	Dana Evans	6-14	3-6	2-3	0 2	2	1	19	3	4	0	1	1	32
04	Elizabeth Balogun	6-5	5-6	0-0	2 2	4	0	15	3	3	1	2	2	29
23	Jazmine Jones	4-8	0-1	0-2	3 5	8	3	8	10	1	0	2	2	25
02	Yacine Diop	1-3	0-0	0-0	1 3	4	2	2	1	0	2	0	0	15
03	Seygan Robins	0-0	0-0	0-0	0 1	1	3	0	0	0	0	0	0	8
11	Norika Konno	3-8	0-2	3-4	1 0	1	3	2	0	2	0	0	0	26
12	Lindsey Duval	0-2	0-2	0-0	0 0	0	0	0	0	1	0	0	0	5
21	Kylee Shook	1-6	0-0	0-0	2 2	4	2	2	0	1	2	1	1	12
24	Jessica Laemmle	0-0	0-0	0-0	0 0	0	0	0	0	0	0	0	0	2
Team		0	0	0	0	0	0	0	0	0	0	0	0	7
Totals		31-63	8-17	5-9	16	24	40	70	22	16	6	7	200	

1st FG %: 9-13 69.2% 2nd FG %: 1-3 33.3% 3rd FG %: 4-10 40.0% 4th FG %: 15-57 33.3% 5th FG %: 3-8 37.5% 6th FG %: 1-2 50.0% 7th FG %: 1-2 50.0% 8th FG %: 1-2 50.0% 9th FG %: 1-2 50.0% 10th FG %: 1-2 50.0% 11th FG %: 1-2 50.0% 12th FG %: 1-2 50.0% 13th FG %: 1-2 50.0% 14th FG %: 1-2 50.0% 15th FG %: 1-2 50.0%

Officials: Roy Jackson, Erik Herriman, Camarillo Luis Gonzalez  
Technical fouls: Western Ky.-None, Louisville-None.  
Attendance: 8304

2019-20 Women's Basketball, Round: 0, Louisville vs Western Ky., Played at KFC

Score by periods		1st	2nd	3rd	4th	Total
Western Ky.		13	12	18	13	56
Louisville		21	13	21	20	75

## Murray St. 40 • 0-1,0-0 OVC

#	Player	Total		3-Ptr		Rebounds		PF	TP	A	T	Bk	Stl	Min
		FG	FGA	FT	FTA	Off	Def							
11	Laci Hawthorne	1-11	0-2	0-2	3 4	7	1	4	0	1	1	0	0	24
20	Cekaya Mack	2-3	0-0	0-0	0 6	6	4	4	1	2	0	2	0	14
44	Macie Gibson	3-6	2-5	0-0	1 2	3	8	0	1	0	0	0	0	28
04	Lex Mayes	1-6	0-5	0-0	0 1	1	0	2	1	0	2	0	0	28
05	Macey Turley	6-14	3-6	3-4	1 4	5	0	18	4	6	0	0	0	28
00	G'Tormia Swinton	0-0	0-0	0-0	0 0	0	0	0	1	1	0	0	0	1
01	Raeagan Blackburn	0-5	0-5	0-0	0 1	1	0	1	0	1	0	1	0	12
02	Sadie Hill	0-8	0-3	0-0	3 2	5	5	0	0	0	0	0	0	21
03	Ashley Hunter	0-1	0-0	0-0	0 0	0	0	0	0	1	0	1	0	2
12	Jenri Worley	1-4	1-3	1-2	1 1	2	3	1	0	0	0	0	0	20
20	Sarah Sutton	0-0	0-0	0-0	0 0	0	0	0	0	0	0	0	0	2
32	Alexis Burpo	1-3	1-3	0-0	0 2	2	1	3	0	2	1	1	1	18
Team		0	0	0	0	0	4	0	0	0	0	0	0	7
Totals		15-61	7-32	3-6	12	22	34	16	40	9	24	3	11	200

1st FG %: 2-17 11.8% 2nd FG %: 2-12 16.7% 3rd FG %: 4-16 25.0% 4th FG %: 15-61 24.6% 5th FG %: 3-8 37.5% 6th FG %: 1-2 50.0% 7th FG %: 1-2 50.0% 8th FG %: 1-2 50.0% 9th FG %: 1-2 50.0% 10th FG %: 1-2 50.0% 11th FG %: 1-2 50.0% 12th FG %: 1-2 50.0% 13th FG %: 1-2 50.0% 14th FG %: 1-2 50.0% 15th FG %: 1-2 50.0%

Officials: Kevin Dillard, Katie Lukanchik, Eric Brewton  
Technical fouls: Murray St.-None, Louisville-None.  
Attendance: 7922

2019-20 Women's Basketball, Round: 0, Louisville vs Murray St., Played at KFC

Score by periods		1st	2nd	3rd	4th	Total
Murray St.		4	9	10	17	40
Louisville		16	22	15	13	76

Last FG - MSU 4th-02:26, LOU 4th-00:49.  
Largest lead - MSU None, LOU by 41:30:01:57.  
MSU led for 00:00, LOU led for 39:11. Game was tied for 00:49.

Score tied - 0 times.  
Lead changed - 0 times.

Score tied - 0 times.  
Lead changed - 0 times.

Score tied - 0 times.  
Lead changed - 0 times.

Score tied - 0 times.  
Lead changed - 0 times.

Score tied - 0 times.  
Lead changed - 0 times.

Score tied - 0 times.  
Lead changed - 0 times.

Score tied - 0 times.  
Lead changed - 0 times.

Score tied - 0 times.  
Lead changed - 0 times.

Score tied - 0 times.  
Lead changed - 0 times.

Score tied - 0 times.  
Lead changed - 0 times.

Score tied - 0 times.  
Lead changed - 0 times.

Score tied - 0 times.  
Lead changed - 0 times.

Score tied - 0 times.  
Lead changed - 0 times.

Score tied - 0 times.  
Lead changed - 0 times.

Score tied - 0 times.  
Lead changed - 0 times.

Score tied - 0 times.  
Lead changed - 0 times.

Score tied - 0 times.  
Lead changed - 0 times.

Score tied - 0 times.  
Lead changed - 0 times.

Score tied - 0 times.  
Lead changed - 0 times.

Score tied - 0 times.  
Lead changed - 0 times.

Score tied - 0 times.  
Lead changed - 0 times.

Score tied - 0 times.  
Lead changed - 0 times.

Score tied - 0 times.  
Lead changed - 0 times.

Score tied - 0 times.  
Lead changed - 0 times.

Score tied - 0 times.  
Lead changed - 0 times.

Score tied - 0 times.  
Lead changed - 0 times.

Score tied - 0 times.  
Lead changed - 0 times.

Score tied - 0 times.  
Lead changed - 0 times.

Score tied - 0 times.  
Lead changed - 0 times.

Score tied - 0 times.  
Lead changed - 0 times.

Score tied - 0 times.  
Lead changed - 0 times.

Score tied - 0 times.  
Lead changed - 0 times.

Score tied - 0 times.  
Lead changed - 0 times.

Score tied - 0 times.  
Lead changed - 0 times.

Score tied - 0 times.  
Lead changed - 0 times.

Score tied - 0 times.  
Lead changed - 0 times.

Score tied - 0 times.  
Lead changed - 0 times.

Score tied - 0 times.  
Lead changed - 0 times.



## Chattanooga 37 • 1-5,0-0 SoCon

#	Player	Total		3-Ptr		Rebounds		PF	TP	A	T	Bk	Stl	Min
		FG	FGA	FT	FTA	Off	Def							
03	Eboni Williams	7-14	3-5	1-2	2 4	6	4	18	0	5	0	1	1	28
25	Abbey Cornelius	1-4	0-1	1-2	0 2	2	4	3	0	0	2	1	0	19
12	Bria Dial	6-18	1-5	0-0	1 1	2	0	3	1	3	0	1	1	28
13	Nakela Burks	0-4	0-1	0-0	2 1	3	1	0	0	3	0	0	0	26
33	Lakeyiah Boudin	1-10	0-3	1-2	2 3	3	3	4	0	2	0	0	0	30
01	Audrey Carter	0-1	0-0	0-0	0 0	0	0	0	0	2	0	0	0	4
02	Pare Pare	0-3	0-2	0-0	0 0	0	0	0	0	0	0	0	0	12
10	Dana Jarrells	0-3	0-2	0-0	0 2	0	0	0	0	2	0	0	0	19
05	Mykasa Robinson	1-1	0-1	0-0	0 0	0	0	0	0	0	0	0	0	6
11	Liz Wood	0-1	0-0	0-0	0 0	0	0	0	0	0	0	0	0	13
32	Ruona Uwasiaba	2-5	0-0	2-2	1 4	5	1	6	0	1	0	0	0	20
14	Kallie Seavary	1-4	0-0	2-2	1 1	2	2	2	0	0	0	0	0	8
Team		0	0	0	0	0	0	0	0	0	0	0	0	0
Totals		14-57	4-20	5-10	8	20	28	16	37	2	18	1	6	200

1st FG %: 3-13 23.1% 2nd FG %: 2-14 14.3% 3rd FG %: 4-18 22.2% 4th FG %: 15-57 26.7% 5th FG %: 3-8 37.5% 6th FG %: 1-2 50.0% 7th FG %: 1-2 50.0% 8th FG %: 1-2 50.0% 9th FG %: 1-2 50.0% 10th FG %: 1-2 50.0% 11th FG %: 1-2 50.0% 12th FG %: 1-2 50.0% 13th FG %: 1-2 50.0% 14th FG %: 1-2 50.0% 15th FG %: 1-2 50.0%

## Louisville 86 • 4-0,0-0 ACC

Louisville 86 + 4-0-0 ACC																	
#	Player	FG	FGA	3-PT	3-PTA	FT	FTA	Off	Def	Reb	PF	TP	A	To	Bk	Stl	Min
21	Kylee Shook	5-12	1-2	1-1	4 7	11	2	12	1	0	2	1	1	1	1	1	25
33	Bionca Dunham	6-25	0-0	0-0	3 6	9	1	4	1	3	0	0	0	0	0	0	20
01	Dana Evans	8-12	2-5	0-0	0 3	1	18	1	1	1	1	1	1	1	1	1	22
04	Elizabeth Balogun	6-9	1-5	2-2	2 9	11	9	1	1	1	2	2	2	2	2	2	27
23	Jazmine Jones	6-7	0-3	2-2	2 1	3	0	6	2	0	0	1	1	1	1	1	19
02	Yacine Diop	4-7	0-1	0-0	3 2	5	3	8	2	1	0	1	1	1	1	1	17
11	Norika Konno	2-8	0-2	2-3	1 3	0	1	4	2	0	0	3	1	1	1	1	13
12	Lindsey Duval	4-9	1-4	2-2	1 2	1	0	11	4	1	0	0	0	0	0	0	19
15	Mykasa Robinson	1-3	0-0	2-3	2 2	4	1	4	2	0	0	0	0	0	0	0	13
16	Elizabeth Dixon	3-6	0-0	2-2	2 2	4	1	4	2	0	0	0	0	0	0	0	13
22	Elizabeth Dixon	3-6	0-0	2-2	2 2	4	1	4	2	0	0	0	0	0	0	0	13
20	Jessica Laemle	0-1	0-1	0-0	0 1	1	0	0	0	0	0	0	0	0	0	0	10
23	Team				0 1	1	0	0	0	0	0	0	0	0	0	0	10



## 2019-20 Box Scores

## UT Arlington 67 • 4-1

Player	Total			3-PrP			Rebounds			PF	FT	TO	Stk	Min
	FG	FT	3P	FG	FT	3P	Off	Def						
14 BIRSON, Ben	1-1	0-1	0-2	1-1	0-1	0-2	3	16	1	5	0	3	28	
20 CHASTAIN, Claire	0-0	0-0	0-0	1	1	2	4	22	0	1	1	3	38	
15 COLEMAN, Jaden	0-0	0-0	0-0	0	0	0	0	0	0	0	0	0	1	
18 EVANS, Aysa	2-6	1-5	3-4	0	0	0	0	3	6	1	0	1	18	
41 FERRELL, Kate	0-0	0-0	0-0	0	0	0	5	9	2	3	0	2	34	
13 GIBSON, Kaitlyn	0-0	0-0	0-0	0	0	0	0	0	0	0	0	0	1	
10 DOSSEY, Misty	0-1	0-0	0-4	1	2	3	3	2	1	2	1	1	17	
23 HAWKINS, Camryn	0-1	0-0	0-0	0	0	0	0	0	0	0	0	0	1	
11 WICKER, Kaitlyn	0-0	0-0	0-0	0	0	0	0	0	0	0	0	0	1	
45 HALVERSON, Emma	1-4	0-0	0-0	1	3	4	0	2	1	0	0	0	18	
25-55 41 11-21 31 20 67 11 20 2 9 20														
14 FG: 54.5	54.5	33.3%	2nd: 51.1	45.5%	3rd: 51.0	35.0%	4th: 7.2	35.0%	5th: 25.5	45.5	55.6%	Desastors		

**Louisville 76 • 6-0**

#	Player	Total			3-PT			Rebounds			PF	A	T	Bk	Stl	Min
		FG	FG%	FT	FT%	FT-FTA	Off	Def	Total							
1	Kelcie Shook	2-6	0-0	1-1	0-0	0-0	1	5	4	3	4	0	0	0	1	29
3	Bionca Dunham	1-1	0-0	0-0	0-0	0-0	1	5	4	3	4	0	0	0	1	29
1	Dana Evans	3-8	3-5	10-10	0	0	2	2	3	5	2	1	0	0	0	28
4	Elizabeth Balogun	4-8	1-3	3-6	0	0	2	2	4	1	11	1	0	0	0	21
5	Justine Johnson	6-15	2-3	5-10	0	0	2	2	4	1	11	1	0	0	0	21
6	Yacine Diop	1-2	0-0	0-0	1	1	2	2	3	1	0	1	0	0	0	11
9	ROBINSON, Mykasa	0-1	0-0	0-0	0	0	2	2	0	0	1	4	0	0	0	18
10	Shelby Jones	0-1	0-0	0-0	0	0	2	2	0	0	0	1	0	0	0	14
12	Lindsey Duvall	0-0	0-0	0-0	0	0	3	0	0	0	0	0	0	0	0	2
22	Elizabeth Dixon	2-5	0-0	0-0	0	0	2	2	3	0	0	0	0	0	0	16
Team Totals		26-55	5-11	19-25	12	32	34	18	76	13	20	6	0	0	0	200

3FG FG%: 7-15 46.7%	2nd: 8-16 50.0%	3rd: 12-12 100%	4th: 4-12 33.3%	Game: 26-55 47.3%	Deadball: 1-1 50.0%
4FG FG%: 3-13 23.1%	1st: 5-9 55.6%	2nd: 3-13 23.1%	3rd: 2- 6 33.3%	5th: 4-11 36.4%	Rebound: 1-1 50.0%
5FG FG%: 0-0 0%	3rd: 0-0 0%	4th: 0-0 0%	5th: 0-0 0%	6th: 0-0 0%	7th: 0-0 0%

1st - FG %:	7-13	46.7%	2nd: 8-16	50.0%	3rd: 7-12	58.3%
3FG %:	1-3	33.3%	1-2	50.0%	1-3	33.3%
FT %:	5-6	83.3%	6-9	66.7%	2-4	50.0%

Officials: Eric Brewton, Nykesha Thompson, Kelsey Reynolds  
 Technical fouls: UT Arlington-DOSSEY, Misty. Louisville-None  
 Attendance:  
 2019 U.S. Virgin Islands Paradise Jam Island Tournament.  
 PRESENTED BY BASKETBALL TRAVELERS

Score by periods	1st	2nd	3rd	4th	Total
UT Arlington	21	15	14	17	67
Louisville	20	23	17	16	76

Last FG - UTA 4th-01:33, LOU 4th-06:29.  
Largest lead - UTA by 5 1st-00:59, LOU by 16 4th-06:29.  
UTA led for 06:10. LOU led for 31:19. Game was tied for 02:10.

**Louisville 69 • 7-0**

Player	Total		3-PrP		Rebounds									
	FG	FTA	FT	FTA	Off	Def	TP	FT	A	BK	Stl	Blk	Min	
Kyle Shook	1-6	1-1	0-0	0-0	2	2	0	0	5	1	0	0	23	
Bionca Dunham	3-7	0-0	0-0	0-0	1	9	10	0	6	0	5	2	33	
Elizabeth Baltham	1-5	0-0	0-0	0-0	0	0	0	0	0	0	0	0	28	
Elizabeth Baltham	5-9	2-4	0-1	0-10	10	10	12	4	1	1	1	0	29	
Jasmine Jones	2-10	0-0	0-0	1	5	6	4	1	4	0	1	0	31	
Yolande Williams	1-2	0-0	0-0	0-0	0	0	0	0	0	0	0	0	15	
ROBINSON, Mykasa	0-1	0-0	0-0	0-1	1	3	0	1	1	0	0	0	3	
Norika Konka	1-2	0-0	0-0	0-0	0	0	0	0	0	0	0	0	15	
Elizabeth Dwyall	1-2	0-0	0-0	0-0	0	0	0	2	0	0	0	0	15	
Elizabeth Dixon	4-6	0-0	0-0	0-2	2	3	0	0	0	2	0	0	17	
Jessica Laemle	0-0	0-0	0-0	0-0	0	0	0	0	0	0	0	0	0	
Team	0-0	0-0	0-0	0-2	5	3	2	5	0	0	0	0	0	
Totals	28-59	9-14	4-5	7	40	47	65	16	21	8	4	20	200	

## Oklahoma State 48 • 5-2

#	Player	Total			3-Prtr			Rebounds								Min
		FG	FT	3P	FG	FT	3P	On	Def	TP	FT	A	To	Bk	Stl	
1	WATKINS, Natasha	1-1	2-2	0-0	0-0	0-0	0-0	0	0	1	0	1	0	0	3	
2	GRAY, Vivian	0-0	0-0	0-0	0-0	0-0	0-0	0	0	0	0	0	0	0	0	
3	WINCHESTER, Abbie	1-1	0-0	0-0	0-0	0-0	0-0	0	0	1	2	0	0	1	23	
4	ABNEY, Janine	1-1	0-0	0-0	0-0	0-0	0-0	0	0	0	0	0	0	0	0	
5	FIELDS, Lauren	1-4	1-3	0-2	1-2	1-3	1-2	1	5	2	2	0	1	0	16	
6	WATKINS, Natasha	0-0	0-0	0-0	0-0	0-0	0-0	0	0	0	0	0	0	0	0	
7	DENNIS, Micah	0-1	0-0	0-0	0-0	0-2	1-1	0	0	0	0	0	0	0	0	
8	GERLICH, Bryn	0-0	0-0	0-0	0-0	0-1	0-0	0	0	0	0	0	0	0	14	
9	ABNEY, Janine	2-5	0-0	0-0	0-0	0-0	0-0	0	0	0	0	0	0	0	0	
10	WATKINS, Natasha	0-1	0-0	0-0	0-1	1-2	0-1	0	0	0	1	0	0	0	6	
11	RODRIGUES, Sara	0-0	0-0	0-0	0-0	0-0	0-0	0	0	0	0	0	0	0	0	
12	De Sousa, Caitlyn	3-9	0-2	0-0	2-2	2-2	0-0	0	6	2	2	0	0	0	6	
Totals		18-71	5-18	7-11	15	24	39	8	48	8	14	4	0	0	72:00	

Team	18-71	5-18	7-11	2
Totals				
1st- FG %: 6-25 24.0%	2nd: 5-20 25.0%	3rd: 4-15 26.7%	4th:	
3PG %: 1-7 14.3%	2-7 28.6%	1-1 100.0%		
FT %: 0-1 0.0%	0-0 0.0%	5-6 83.3%		

Officials: Dee Kanter, Ed Sidlasky, Brandon Ertlerline  
 Technical fouls: Louisville-None. Oklahoma State-TEAM.  
 Attendance:  
 2019 U.S. Virgin Islands Paradise Jam Women's Basketball Tournament  
 ISLAND DIVISION  
 PRESENTED BY BASKETBALL TRAVELERS

Score by periods	1st	2nd	3rd	4th	Total
Louisville	19	18	19	13	69
Oklahoma State	13	12	14	9	48

Last FG - LOU 4th-00:26, OKST 4th-04:08.  
Largest lead - LOU by 24 3rd-02:37, OKST by 3 1st-09:33.  
LOU led for 37:24. OKST led for 01:41. Game was tied for 00:55

**Louisville 72 • 8-0**

#	Player	1-2	3-Pr	Rebounds								FT	FT%	3P	3P%	BL	Stl	Min
		F	T	F	T	F	T	F	T	F	T	F	T	F	T	F	T	
21	Kylee Shook	7	14	1	3	1	2	10	15	2	18	3	1	2	0	0	0	35
33	Bionca Dunham	9	35	0	0	0	0	10	12	3	18	6	2	2	0	0	0	34
34	Yasmin Williams	5	27	0	0	0	0	10	12	2	18	2	2	0	0	0	0	34
44	Elizabeth Balgoun	4	11	2	6	1	2	1	3	4	1	11	0	2	2	1	0	30
45	Nazmine Jones	4	6	0	0	2	2	0	3	3	4	10	3	1	0	0	0	23
46	Yasmin Williams	5	27	0	0	0	0	10	12	2	18	2	2	0	0	0	0	34
47	Jorrika Konno	3	4	0	1	0	0	1	1	0	6	2	2	0	0	0	0	17
48	Elizabeth Balgoun	4	11	2	6	1	2	1	3	4	1	11	0	2	2	1	0	30
49	Elizabeth Dixon	1	2	0	1	0	0	1	2	0	2	0	0	0	0	0	0	7
Team Totals		28	58	5	18	11	14	32	43	73	126	16	4	4	2	0	0	200
1st Half: PG: 11.3 46.2%		2nd: 11.8 48.1%		3rd: 11.4 45.7%		4th: 11.4 45.7%		49.1: 61.6%		game: 28.8 46.3%		Dezhaib: 18.8 46.3%						
3PT: 11.1 30.0%		2nd: 13.3 33.3%		3rd: 13.3 33.3%		4th: 13.3 33.3%		50.0: 10.0%		game: 28.8 33.3%		Dezhaib: 18.8 33.3%						

## Oregon 62 • 6-1

#	Player	Total			Rebouts			PF	A	T	Bk	Stl	Min
		FG-FGA	3FG-3FTA	FT-FTA	Off	Def	Total						
1	SABALY, Sattu	7-19	2-11	0-0	0	2	1	21	1	0	0	0	27
2	BOLEY, Enn	1-5	1-4	0-0	0	2	2	1	0	1	0	0	30
3	HABARD, Ruthy	1-10	0-0	0-0	2	8	10	3	3	0	2	3	28
4	TONKAL, Saloma	1-10	0-0	0-0	0	0	0	0	0	0	0	0	27
5	MOORE, Minyon	6-13	2-6	1-2	3	2	5	15	2	1	0	1	32
6	CHAVEZ, Taylor	0-6	0-5	0-0	2	0	2	2	0	0	0	1	19
7	CHAVEZ, Izaq	0-0	0-0	0-0	0	0	0	0	0	0	0	0	20
8	GLOM, Lydia	0-0	0-0	0-0	0	0	0	0	0	0	0	0	2
9	TEAM	0-0	0-0	0-0	4	1	5	0	0	0	0	0	20
10	Totals	25-73	6-35	6-8	17	22	39	64	11	7	4	5	200
11	1st Htg	16-46	56%	36%	28	31-6	57%	49%	22	35	74%	12%	
12	2nd Htg	4-7	57.1%	0%	0	0-0	0%	0%	12	28	12.5%	0%	
13	3rd Htg	4-7	57.1%	0%	0	0-0	0%	0%	12	28	12.5%	0%	
14	4th Htg	1-3	33.3%	0%	0	0-0	0%	0%	3	6	16.7%	0%	
15	5th Htg	0-0	0%	0%	0	0-0	0%	0%	0	0	0%	0%	
16	6th Htg	0-0	0%	0%	0	0-0	0%	0%	0	0	0%	0%	
17	7th Htg	0-0	0%	0%	0	0-0	0%	0%	0	0	0%	0%	
18	8th Htg	0-0	0%	0%	0	0-0	0%	0%	0	0	0%	0%	
19	9th Htg	0-0	0%	0%	0	0-0	0%	0%	0	0	0%	0%	
20	10th Htg	0-0	0%	0%	0	0-0	0%	0%	0	0	0%	0%	
21	11th Htg	0-0	0%	0%	0	0-0	0%	0%	0	0	0%	0%	
22	12th Htg	0-0	0%	0%	0	0-0	0%	0%	0	0	0%	0%	
23	13th Htg	0-0	0%	0%	0	0-0	0%	0%	0	0	0%	0%	
24	14th Htg	0-0	0%	0%	0	0-0	0%	0%	0	0	0%	0%	
25	15th Htg	0-0	0%	0%	0	0-0	0%	0%	0	0	0%	0%	
26	16th Htg	0-0	0%	0%	0	0-0	0%	0%	0	0	0%	0%	
27	17th Htg	0-0	0%	0%	0	0-0	0%	0%	0	0	0%	0%	
28	18th Htg	0-0	0%	0%	0	0-0	0%	0%	0	0	0%	0%	
29	19th Htg	0-0	0%	0%	0	0-0	0%	0%	0	0	0%	0%	
30	20th Htg	0-0	0%	0%	0	0-0	0%	0%	0	0	0%	0%	
31	21st Htg	0-0	0%	0%	0	0-0	0%	0%	0	0	0%	0%	
32	22nd Htg	0-0	0%	0%	0	0-0	0%	0%	0	0	0%	0%	
33	23rd Htg	0-0	0%	0%	0	0-0	0%	0%	0	0	0%	0%	
34	24th Htg	0-0	0%	0%	0	0-0	0%	0%	0	0	0%	0%	
35	25th Htg	0-0	0%	0%	0	0-0	0%	0%	0	0	0%	0%	

Officials: Denise Brooks, Mark Resch, Kristi Mosley  
Technical fouls: Louisville-None. Oregon-None.  
Attendance: 624  
2019 U.S. Paradise Jam Women's Basketball Tournament  
ISLAND DIVISION  
CHAMPIONSHIP GAME OF THE ISLAND DIVISION  
PRESENTED BY BASKETBALL TRAVELERS

Score by periods	1st	2nd	3rd	4th	Total
Louisville	13	24	14	21	<b>72</b>
Oregon	24	8	10	20	<b>62</b>

Last FG - LOU 4th-01:42, ORE 4th-00:11.  
Largest lead - LOU by 12 3rd-07:32, ORE by 11 1st-00:48  
LOU led for 21:24. ORE led for 16:48. Game was tied for

**Louisville 60 • 8-1,0-0 ACC**

#	Player	Total			Rebounds									
		FG-FG%	3-3tr	FT-FTA	Or	Def	TP	PF	A	T	Bk	Stl	Min	
11	Kylee Shook	0-2	2-1	0-0	0	0	0	0	0	0	0	0	0	
33	Bianca Dunham	4-10	0-0	2-5	7	4	11	3	0	2	4	0	2	31
1	Dana Evans	6-18	3-7	3-4	1	0	1	0	18	0	2	0	3	36
10	Madison Baughn	0-0	0-0	0-0	0	0	0	0	0	0	0	0	0	0
23	Jasmine Jones	1-8	0-1	0-0	0	0	1	5	2	3	1	0	20	20
22	Yacine Diop	1-1	0-0	0-0	1	0	1	1	2	0	0	0	1	6
16	Melissa Robinson	0-0	0-0	0-0	0	0	0	0	0	0	0	0	0	0
11	Norrika Konno	4-7	0-1	0-0	2	1	3	3	8	1	2	0	1	28
12	Lindsay Duvall	0-1	0-1	0-0	0	0	0	2	0	0	0	0	2	2
22	Elizabeth Brown	1-5	0-0	0-0	0	0	0	0	0	0	0	0	0	18
30	Molly Lockhart	0-0	0-0	0-0	0	0	0	1	0	0	0	0	0	2
Totals		24-65	5-17	7-12	15	19	34	19	60	10	11	1	9	200

1st - FG %:	8-16	50.0%	2nd: 6-17	35.3%	3rd: 5-14	35.7%	4th: 5-18	27.8%	Game: 24-65	36.9%	Deadball Rebounds 2
3FG %:	1-3	33.3%	0-2	0.0%	2-4	50.0%	2-8	25.0%	5-17	29.4%	
FT %:	0-1	0.0%	4-7	57.1%	0-0	0.0%	3-4	75.0%	7-12	58.3%	

Ohio St. 67 • 5-3,0-0 Big Ter

#	Player	Total	3-Pr	Reb	Off	Def	PTS	A	T	BK	SL	Min
		F-G	F-A	F-T	F-T	F-T	G-F	Del	Tot			
14	Dorke Juhasz	2-2	2-4	1-2	1-2	2-2	2	1	2	1	2	33
32	Aaliyah Papp	1-2	0-1	0-0	1	4	5	2	2	0	2	1
3	Janis Crooms	1-1	1-3	0-0	0-0	0-0	0	0	0	0	0	38
10	Bradley Miller	1-2	0-1	0-0	0-0	0-0	2	2	1	4	3	0
4	Kerstan Bell	4-9	1-5	5-5	1	5	6	2	14	1	0	0
11	Debra Greene	0-0	0-0	0-0	0-0	0-0	0	0	0	0	0	22
6	Jacy Sheldon	0-0	0-0	0-0	0	1	1	1	3	2	0	0
11	Aixa Wome Aramaz	0-1	0-1	0-0	0	0	0	0	0	0	2	0
23	Rebekah Mikulavskaya	3-3	2-2	3-3	1	1	1	1	1	1	3	0
					1	2	2					
	Totals	21-43	6-19	13-23	3	29	42	12	67	11	3	50

Officials:  
Technical fouls: Louisville-TEAM, Ohio St.-None.  
Attendance: 3807  
2019-20 Women's Basketball. Round: 0. Louisville vs Ohio St.. Played at Value

Score by periods	1st	2nd	3rd	4th	Total
Louisville	17	16	12	15	<b>60</b>
Ohio St.	19	12	19	17	<b>67</b>

Last FG - LOU 4th-00:17, OSU 4th-05:45.  
Largest lead - LOU by 8 2nd-03:58, OSU by 9 4th-04:36.  
LOU led for 11:44. OSU led for 22:50. Game was tied for 05:15.

**Louisville 85 • 9-1,0-0 ACC**

#	Player	Total			Rebounds							Min		
		FG	FTA	3-PT	FT	FTA	Off	Def	TP	FP	A		Bk	Stl
22	Elizabeth Dixon	1	0-1	0-0	0	0	0	0	0	0	0	0	0	0
33	Bionca Dunham	1	0-2	0-0	2-2	5	1	6	2	2	2	0	1	21
01	Dana Evans	1	0-11	3-8	1-1	0	3	3	2	16	4	0	0	28
02	Debra Evans	1	0-0	0-0	0-0	0	0	0	0	0	0	0	0	0
24	Jessica Laemle	1	0-1	1-1	0-0	0	1	1	1	3	0	0	0	11
04	Elizabeth Balogun	1	5-13	2-7	0-0	0	3	3	2	12	3	3	1	24
15	Mylena Robinson	1	0-1	0-0	0-0	0	0	0	0	0	0	0	0	0
13	Lindsay Duval	1	2-4	1-2	0-0	1	2	3	1	5	2	1	0	12
22	Kylee Shook	1	0-1	0-1	1-2	4	0	4	2	21	2	0	1	18
03	Mylena Robinson	1	2-10	1-2	0-0	0	3	4	2	21	2	0	1	18
30	Molly Lockhart	1	1-2	0-0	0-0	0	1	1	3	0	2	1	0	8
Totals			33-62	8-20	11-14	16	26	42	19	85	19	7	6	90

1st - FG %:	9-16	56.3%	2nd: 7-18	38.9%	3rd: 11-17	64.7%	4th: 6-11	54.5%	Game: 33-62	53.2%	Deadball Rebounds 3,1
3FG %:	3-5	60.0%	1-4	25.0%	3-8	37.5%	1-3	33.3%	8-20	40.0%	
FT %:	1-2	50.0%	0-0	0.0%	6-7	85.7%	4-5	80.0%	11-14	78.6%	

## Northern Ky. 57 • 4-5,0-0 Horizon

#	Player	Total		Rebounds								Min
		FG-FGA	3-PT-FTA	FT-FTA	Off	Def	TP	FT	A	Bk	Stl	
23	Klay Curry	0-1	0-0	0	0	0	0	0	0	0	0	24
24	Molly Gick	2-14	3-7	0	1	2	0	13	1	1	0	20
25	Emmy Souder	0-6	3-3	1-2	2	3	2	6	1	0	0	19
26	Emily Stryker	0-0	0-0	0	0	0	0	0	0	0	0	19
27	Emily Stryker	0-0	0-0	0	0	0	0	0	0	0	0	19
28	Ally Hince	5-10	0-1	2-2	1	0	1	5	3	6	0	25
29	Grace White	1-1	1-1	0	0	0	0	3	0	0	0	9
30	Caylor Cox	1-3	0-0	0	0	0	0	0	0	0	0	9
31	Grayson Rose	1-1	1-1	0	0	1	2	3	0	0	0	22
32	Carissa Garcia	4-12	2-6	3-3	0	3	3	13	5	5	0	30
33	Taylor Irvin	0-2	0-0	0	1	1	0	0	0	0	1	11
34	Team	21-54	9-23	6-8	8	12	20	16	57	12	21	400

1st - FG %:	7-13	53.8%	2nd: 6-13	46.2%	3rd: 4-15	26.7%	4th: 4-13	30.8%	Game: 21-54	38.9%	Deadball
3FG %:	1-3	33.3%	5-9	55.6%	1-6	16.7%	2-5	40.0%	9-23	39.1%	Rebounds
FT %:	1-1	100.0%	2-2	100.0%	0-0	0.0%	3-5	60.0%	6-8	75.0%	0,1

Officials: Jamie Broderick, Brad Maxey, Mark Berger  
 Technical fouls: Louisville-None. Northern Ky.-None.  
 Attendance: 2042  
 2019-20 Women's Basketball, Round: 0, Louisville vs Northern I

Score by periods	1st	2nd	3rd	4th	Total
Louisville	22	15	31	17	<b>85</b>
Northern Ky	16	19	9	13	<b>57</b>

Points  
LOU  
50.0%

Last FG - LOU 4th-00:49, NKU 4th-00:07.  
Largest lead - LOU by 35 4th-05:02, NKU by 6 1st-07:28.  
LOU led for 29:06. NKU led for 09:07. Game was tied for 01:46.





**Louisville 67 • 10-1,0-0 ACC**

1st - FG %:	9-16	56.3%	2nd: 5-11	45.5%	3rd: 11-17	64.7%	4th: 4-12	33.3%	Game: 29-56	51.8%	Deadba
3FG %:	0-4	0.0%	0-1	0.0%	4-6	66.7%	1-4	25.0%	5-15	33.3%	Rebounds
FT %:	3-3	100.0%	0-0	0.0%	1-1	100.0%	0-0	0.0%	4-4	100.0%	1,1

**Kentucky 66 • 10-1.0-0 SEC**

**Kentucky 66 • 10-1,0-0 SEC**

1st - FG %:	6-16	37.5%	2nd: 8-12	66.7%	3rd: 5-12	41.7%	4th: 3-10	30.0%	Game: 22-50	44.0%	Deadba
3FG %:	4-7	57.1%	2-5	40.0%	3-5	60.0%	1-2	50.0%	10-19	52.6%	Reboun
FT %:	0-0	0.0%	6-6	100.0%	2-2	100.0%	4-7	57.1%	12-15	80.0%	1,1

Officials: Pulani Spurlock,Billy Smith,Mark Zentz

Louisville	21	10	27	9	<b>67</b>	LOU	36	9	11	6	16
Kentucky	16	24	15	11	<b>66</b>	UK	16	14	6	2	7

**Louisville 75 • 13-1,2-0 ACC**

21	Kylee Snook	f	1-3	0-4	2-2	2	8	10	0	4	1	1	2	3	28
33	Bionca Dunham	f	1-3	0-0	2-2	0	1	1	4	4	0	2	0	0	24
01	Dana Evans	c	10-20	7-13	0-0	0	3	3	0	27	5	1	0	0	3

33	Bionca Dulliani	1
01	Dana Evans	9

Clemson 50 • 5-9,1-2 ACC														
		Total		3-Ptr	Rebounds									
##	Player	FG-FGA	FG-FGA	FT-FTA	Off	Def	Tot	PF	TP	A	TO	Bk	Stl	Min

##	Player	
00	Amir Rezaei	1

1st - FG %:	5-13	38.5%	2nd: 3-20	15.0%	3rd: 4-13	30.8%	4th: 6-16	37.5%	Game: 18-62	29.0%	Deadb
3FG %:	1-2	50.0%	0-2	0.0%	0-2	0.0%	0-2	0.0%	1-8	12.5%	Rebound
FT %:	1-2	50.0%	4-4	100.0%	2-5	40.0%	6-9	66.7%	13-20	65.0%	3

Officials: Mark Resch, Thomas Danaher, Denise Brooks

Louisville	25	25	15	10	<b>75</b>	Points	Paint	T/O	Chance	Break	Bench
Clemson	12	10	10	18	<b>50</b>	LOU	20	23	16	8	14
						Clem	28	11	14	3	24

Duke EE • 3-7-1-3 ACC

11	Azana Baines	f	7-14	1-4	0-0	4	3	7	0	15	1	1	1	0	35
24	O. Akinbode-James	f	1-3	0-0	0-0	2	3	5	2	2	0	2	2	1	19

24	O. Akinbode-James	f
----	-------------------	---

Louisville 60 • 14-1,3-0 ACC																
		Total			3-Ptr	Rebounds										
##	Player	FG-FGA	FG-FGA	FT-FTA	Off	Def	Tot	PF	TP	A	TO	Blk	Stl	Min		
21	Kvlee Shook	f	0-2	0-1	0-0	1	2	3	0	0	1	0	2	1	17	

21	Kylee Shook	f
22	Rienna Dunham	f

Officials: Brandon Enterline, Pualani Spurlock, Billy Smith  
Technical fouls: Duke-None. Louisville-None.  
Attendance: 10123  
2019-20 Women's Basketball, Round: 0. Duke vs Louisville. Played at KFC Yum! C

Last FG - Duke 4th-01:06, LOU 4th-00:36.  
 Largest lead - Duke by 13 1st-03:05, LOU by 5 4th-00:16.  
 Duke led for 28:55, LOU led for 03:45. [www.knoxton.com/sports/2007/02/02/duke-louisville-02-02-07](http://www.knoxton.com/sports/2007/02/02/duke-louisville-02-02-07)  
 Score tied - 6 times.  
 Lead changed - 6 times.

**Louisville 71 • 11-1,0-0 ACC**

Totals		25-67	3-14	18-20	16 33 49	22 71	17 22	9 10	250
1st - FG %:	4-14 28.6%	2nd: 5-12 41.7%	3rd: 3-8 37.5%	4th: 5-14 35.7%	Game: 25-67 37.3%		Deadb		
3FG %:	0-4 0.0%	1-3 33.3%	0-2 0.0%	1-3 33.3%	3-14 21.4%		Reboun		
FT %:	4-4 100.0%	3-4 75.0%	6-6 100.0%	0-0 0.0%	18-20 90.0%		0,1		

FT %: 4-4 100.0% 3-4

13	Tamiah Stanford	0-1	0-0	0-0	0 0 0	0 0 0	0 0 0 0	3
15	Brittini Moore	0-2	0-1	0-0	0 0 0	1 0	0 0 0 1	14
	Team				3 4 7		3	
	Totals	23-63	2-16	15-28	14 28 42	18 63	10 20 4 15	250

Attendance: 1156

Last FG - LOU OT2-00:52, UTM OT2-02:48.  
Largest lead - LOU by 8 OT2-00:14, UTM by 10 1st-06:52.  
LOU led for 02:45. UTM led for 36:52. Game was tied for 10:23.

1000

**Syracuse 58 • 6-6,0-1 ACC**

1st - FG %:	7-13	53.8%	2nd: 3-18	16.7%	3rd: 4-11	36.4%	4th: 6-15	40.0%	Game: 20-57	35.1%	Deadball Rebounds 2
3FG %:	3-6	50.0%	1-7	14.3%	1-3	33.3%	3-7	42.9%	8-23	34.8%	
FT %:	3-3	100.0%	3-3	100.0%	4-6	66.7%	0-0	0.0%	10-12	83.3%	

**Louisville 62 • 12-1-0 ACC**

**Louisville 62 • 12-1, 1-0 ACC**

Totals		22-63	4-14	14-20	12	25	37	15	62	7	5	5	3	200
1st - FG %:	8-20	40.0%	2nd: 4-18	22.2%	3rd: 7-15	46.7%	4th: 3-10	30.0%	Game: 22-63	34.9%				Deadball
3FG %:	0-4	0.0%	1-4	25.0%	2-3	66.7%	1-3	33.3%	4-14	28.6%				Rebounds
FT %:	3-4	75.0%	3-4	75.0%	3-4	75.0%	5-8	62.5%	14-20	70.0%				3,1

Score by periods	1st	2nd	3rd	4th	Total	In	Off	2nd	Fast
						Paint	T/O	Chance	Break
Syracuse	20	10	13	15	58	18	3	7	0
	--	--	--	--	--				20





## 2019-20 Box Scores



## #7 Louisville 87 • 15-1, 4-0 ACC

#	Player	FG Total		3-PTA		Reb Totals		Off Def Tot		PF	TP	A	TO	Blk	Stl	Min
		FG	FGA	3-PT	3-PTA	Off	Def	Off	Def							
21	Kylee Shook	6	11	1	3	1	7	8	0	14	2	2	3	1	23	23
33	Bionca Dunham	2	3	0	0	1	1	2	2	4	1	1	0	0	0	16
01	Dana Evans	4	9	2	5	6	7	2	3	5	1	16	3	2	0	26
04	Elizabeth Balogun	0	2	0	0	0	3	3	4	0	1	1	2	0	0	12
23	Jazmine Jones	5	9	0	2	0	0	0	10	2	0	10	2	0	0	16
02	Yacine Diop	7	9	1	2	0	0	0	4	4	1	15	4	1	0	23
05	Mykasa Robinson	1	2	0	0	2	2	4	5	4	7	2	0	0	0	16
11	Norika Konno	4	7	1	3	0	0	0	1	1	2	9	3	0	0	15
12	Lindsey Duval	2	3	2	3	0	0	0	0	1	0	6	0	0	0	7
22	Elizabeth Dixon	4	5	0	0	1	2	2	3	5	3	9	0	1	1	24
24	Jessica Laemmle	0	2	0	0	0	0	0	2	2	1	0	0	0	0	6
30	Molly Lockhart	0	1	0	0	0	0	0	2	2	1	0	0	0	0	6
Team								4		3	7					
Totals		35	63	7	18	10	12	12	37	40	17	87	25	11	6	200

1st FG %: 7-17 41.2% 2nd: 8-12 66.7% 3rd: 9-16 56.3% 4th: 11-18 61.1% Game: 35-63 55.6% Deadball  
3PT %: 0-2 0.0% 2-4 50.0% 2-6 33.3% 3-6 50.0% 7-18 38.9% Rebounds  
FT %: 1-1 100.0% 4-4 100.0% 4-5 80.0% 1-2 50.0% 10-12 83.3% 1

## Miami 41 • 9-6, 1-3 ACC

#	Player	Total		3-Ptr		Rebounds		PF		TP		A TO Blk Stl		Min	
		FG	FGA	FT	FTA	Off	Def	Off	Def	A	TO	Blk	Stl		
15	Jamir Huston	r	0-1	0-0	0-2	2	0	2	0	0	2	0	0	0	11
21	Brianna Jackson	r	4-7	0-1	5-7	5	1	6	0	13	0	1	4	0	28
04	Endia Banks	g	0-7	0-0	0-0	1	1	2	0	2	1	0	0	0	23
05	Mykasa Gray	g	0-6	0-3	3-4	0	1	1	2	3	1	0	1	0	23
20	Kelsey Marshall	g	1-7	1-5	0-0	0	1	1	2	3	2	1	1	0	12
00	Kenza Salgues	g	0-3	0-3	0-0	0	1	1	2	0	0	0	0	0	19
03	Destiny Harden	g	1-5	1-5	0-0	1	3	4	3	0	1	1	0	0	20
12	Jacaria Allen	g	1-9	1-3	0-2	3	5	8	1	0	2	0	1	0	20
13	Taylor Mason	g	1-8	0-2	1-2	0	5	5	1	3	0	0	0	0	21
22	Yasmeen Chang	g	2-9	1-3	2-2	0	0	0	3	7	0	0	0	0	14
44	Sydney Roby	g	0-2	0-0	0-0	1	0	1	0	0	1	0	0	0	9
Team														Deadball	
Totals		13-64	4-27	11-19	16	17	33	16	41	5	11	6	3	200	

1st FG %: 0-4 0.0% 2nd: 3-12 25.0% 3rd: 6-22 27.3% 4th: 4-16 25.0% Game: 13-64 20.3% Deadball  
3PT %: 0-2 0.0% 2-6 33.3% 2-8 22.2% 0-5 0.0% 4-27 14.8% Rebounds  
FT %: 4-8 50.0% 4-4 100.0% 0-4 0.0% 3-3 100.0% 11-19 57.9% 6

Officials: Jeffrey Smith, Luis Gonzalez, Matt Forber  
Technical fouls: #7 Louisville, Miami-None.

Attendance: 930

Score by periods		1st	2nd	3rd	4th	Total
#7 Louisville		15	22	24	26	87
Miami		4	12	14	11	41

1st FG - LOU 4th-01:49, UM 4th-02:36.  
Largest lead - LOU by 47 4th-03:24, UM None.  
LOU led for 38:33, UM led for 00:00. Game was tied for 00:17.

## Wake Forest 61 • 10-6, 3-2 ACC

#	Player	Total		3-Ptr		Rebounds						Other Stats						Min
		FG	FGA	FT	FTA	Off	Def	TP	PF	TP	A	TO	Blk	Stl				
11	Ivana Raca	5	11	3	4	4	6	10	1	16	1	5	0	0	31			
33	Christina Morra	6	9	0	0	1	9	13	2	13	1	0	0	0	33			
05	Gina Conti	2	11	1	3	1	2	1	2	6	8	1	0	0	35			
04	Alex Sharp	5	11	0	2	2	3	1	6	7	3	12	1	0	37			
02	Alexandria Scruggs	4	10	1	3	0	0	3	6	3	9	1	2	0	29			
00	Maya Banks	0	1	0	0	2	2	4	0	0	2	0	0	0	7			
02	Kaia Harrison	0	3	0	0	0	0	0	2	0	1	3	0	0	12			
10	Ellen Hahne	1	1	0	0	0	0	0	0	2	0	0	0	0	7			
22	Raeyn Branch	1	1	1	1	0	0	0	2	3	1	0	0	0	9			
Team																		
Totals		24	60	6	13	7	10	15	27	42	15	61	14	18	1	200		

1st FG %: 4-14 28.6% 2nd: 6-14 42.9% 3rd: 9-18 50.0% 4th: 5-14 35.7% Game: 24-60 40.0% Deadball  
3PT %: 3-3 100.0% 2-2 100.0% 1-1 100.0% 2-3 66.7% 6-12 50.0% Rebounds  
FT %: 1-1 100.0% 0-0 0.0% 5-5 100.0% 2-3 66.7% 7-10 70.0% 1

## Louisville 75 • 16-5, 0-0 ACC

#	Player	Total		3-Ptr		Rebounds		PF		TP		A		Min
		FG	FGA	FT	FTA	Off	Def	Off	Def	A	TO	Blk	Stl	
21	Kylee Shook	6-14	0-1	0-0	2	6	8	2	12	2	1	2	1	36
33	Bionca Dunham	2-8	0-0	0-1	1	6	7	4	4	1	1	0	0	28
01	Dana Evans	6-15	2-5	6-6	0	1	1	2	20	0	2	0	3	38
04	Elizabeth Balogun	4-9	2-5	0-0	1	0	1	0	10	2	0	2	1	22
23	Jazmine Jones	8-10	0-0	2-4	1	5	6	4	18	5	1	0	2	29
02	Yacine Diop	3-5	0-0	0-0	3	2	5	1	6	1	0	1	0	20
05	Mykasa Robinson	1-1	0-0	1-2	2	1	3	3	3	0	1	0	0	17
11	Norika Konno	0-1	0-1	2-2	0	1	1	1	2	0	0	0	0	5
12	Lindsey Duval	0-0	0-0	0-0	0	0	0	0	0	0	0	0	0	0+
22	Elizabeth Dixon	1-1	0-0	0-0	0	0	0	1	0	1	1	0	0	5
24	Jessica Laemmle	0-0	0-0	0-0	0	0	0	0	0	0	0	0	0	0+
30	Molly Lockhart	0-0	0-0	0-0	0	0	0	0	0	0	0	0	0	0+
Team														
Totals		30-64	4-12	11-15	10	22	32	18	75	19	9	5	9	200

1st FG %: 8-20 40.0% 2nd: 6-12 50.0% 3rd: 8-15 53.3% 4th: 8-17 47.1% Game: 30-64 46.9% Deadball  
3PT %: 2-5 40.0% 1-3 33.3% 1-3 33.3% 0-1 0.0% 4-12 33.3% Rebounds  
FT %: 6-6 100.0% 0-0 0.0% 4-4 100.0% 1-2 50.0% 11-15 73.3% 1

Officials: Safi Esbo, Meadow Overstreet, Mark Hardcastle

Technical fouls: Wake Forest-None, Louisville-None.

Attendance: 3414

2019-20 Women's Basketball, Round: 0, Louisville vs Wake Forest, Played at KFC

Score by periods		1st	2nd	3rd	4th	Total
Wake forest		9	14	24	14	61
Louisville		19	19	17	20	75

1st FG - LOU 4th-01:49, UM 4th-02:36.  
Largest lead - LOU by 21st-08:23, LOU by 21st-08:13.  
LOU led for 00:18, LOU led for 39:25. Game was tied for 00:17.

## Louisville 81 • 17-1, 6-0 ACC

#	Player		Total	3-Ptr	Rebounds				PF		TP	A	TO	Blk	Stl	Min
			FG-FTA	FG-FGA	FT-FTA	Off	Def	Total	Off	Def						
21	Kylee Shook	r	5-7	0-0	2-4	0	4	4	2	12	2	1	1	1	1	29
01	Dana Evans	g	8-14	7-10	4-4	0	3	3	3	27	4	3	0	0	0	34
02	Yacine Diop	g	5-8	2-3	0-0	1	2	3	1	12	1	3	0	0	0	23
04	Elizabeth Balogun	g	3-6	2-4	2-2	0	2	2	2	10	1	1	1	1	3	32
23	Jazmine Jones	g	6-10	0-0	0-0	2	5	7	2	12	7	4	0	1	1	37
05	Mykasa Robinson	g	2-4	0-0	2-2	3	3	6	2	6	3	3	0	0	0	28
11	Norika Konno	g	0-1	0-0	0-0	0	0	0	0	0	0	1	0	0	0	7
22	Elizabeth Dixon	g	1-2	0-0	0-0	0	0	0	1	2	0	1	0	0	0	10
Team						1	2	3								
Totals			30-52	11-17	10-12	7	21	28	14	81	19	16	2	6	2	200

1st FG %: 8-12 66.7% 2nd: 6-17 47.1% 3rd: 9-13 69.2% 4th: 7-10 70.0% Game: 30-52 57.7% Deadball  
3PT %: 2-3 66.7% 1-1 100.0% 2-4 50.0% 2-4 50.0% 11-17 64.7% Rebounds  
FT %: 2-2 100.0% 4-4 100.0% 4-4 100.0% 10-12 83.3% 1

## Boston College 70 • 9-8, 2-4 ACC

#	Player		Total		3-Ptr		Rebounds		Off Def Tot		PF	TP	A TO Blk Stl			Min
			FG-FGA	FG-FGA	FT-FTA	FT-FTA	Off	Def	Off	Def			A	TO	Blk	
03	Jaelyn Batts	r	5-10	0-0	0-2	1	0	1	0	1	10	1	3	0	1	32
11	Emma Guy	r	6-12	0-0	7-10	3	4	7	2	19	3	5	0	1	36	
12	Taylor Soule	r	4-7	0-0	1-1	2	6	8	3	9	1	2	1	1	37	
10	Makayla Dickens	g	6-11	6-10	2-2	1	2	3	1	20	6	0	0	0	34	
04	Marnelle Garraud	g	1-5	1-4	2-2	0	1	1	3	5	4	4	2	3	23	
04	Taylor Ortlepp	r	0-0	0-0	0	0	0	0	0	0	0	0	0	5	5	
05	Georgia Knapik	r	1-1	0-0	0	0	0	0	1	2	1	0	0	0	1	
23	Milan Bolden-Morris	r	2-4	1-2	0-0	0	0	0	1	5	0	0	0	0	7	
31	Sydney Lowery	r	2-2	0-1	0-0	1	1	0	0	0	0	0	0	0	10	
	Team															
			26-52	8-17	12-17	16	24	12	70	15	15	1	6	200		



## 2019-20 Box Scores



## Florida St. 67 • 19-4,8-4 ACC

#	Player		Total		3-Ptr		Rebounds				PF	TP	A	T	Bk	Stl	Min
			FG	FGA	FG	FGA	FT	FTA	Off	Def							
15	Kiah Gillespie	r	10-20	3-5	2-2	2	11	13	3	25	1	1	0	1	0	1	38
33	Valencia Myers	f	3-4	0-0	2-2	3	2	5	4	8	0	2	1	0	1	0	26
12	Nicki Ekhomu	g	7-17	2-5	2-2	0	1	1	3	18	6	4	1	0	1	0	39
23	Nausia Woolfolk	g	2-11	1-6	6-6	0	4	4	3	11	1	3	0	1	0	1	28
24	Mo. Jones	g	1-1	0-0	0-0	2	3	5	3	2	0	1	2	1	2	1	25
02	River Baldwin	g	0-2	0-0	1-2	1	2	3	1	1	0	1	0	1	0	0	14
02	Sammie Punsis	g	0-5	0-5	0-0	2	3	5	1	0	1	1	0	1	0	0	18
10	Kourtney Weber	g	1-3	0-1	0-0	3	1	4	1	2	0	0	0	0	0	0	12
Team			24-63	6-22	13-14	16	28	44	19	67	9	13	4	3	200		

1st FG %:	5.1%	43.8%	2nd FG %:	3.6%	18.2%	3rd FG %:	6.1%	33.3%	4th FG %:	6.1%	40.0%	Game:	34-63	38.1%	Deadball
3FG %:	1-6	16.7%	3-5	20.0%	1-2	16.7%	1-1	50.0%	1-2	50.0%	6-22	27.3%	Rebounds		
FT %:	0-0	0.0%	2-3	66.7%	2-4	50.0%	3-4	75.0%	10-10	100.0%	13-14	92.9%			0

## Louisville 59 • 21-2,10-1 ACC

#	Player		Total		3-Ptr		Rebounds						PF	TP	A	T	Bk	Stl	Min
			FG	FGA	FG	FGA	FT	FTA	Off	Def	Total								
21	Kylee Shook	r	3-9	1-4	2-2		2	7	9	1	9	0	2	3	2	34			
33	Bionca Dunham	r	5-13	0-0	4-4		1	1	2	3	4	0	1	0	1	34			
01	Dana Evans	g	7-20	2-9	2-3		1	3	4	2	18	6	2	0	0	31			
02	Yacine Diop	g	1-3	0-0	0-0		2	3	5	2	0	1	0	1	0	28			
23	Jazmine Jones	g	2-12	0-1	1-1		3	4	7	3	5	3	4	0	5	38			
05	Mykasa Robinson	g	2-2	0-0	1-2		2	2	4	2	5	1	2	0	0	19			
12	Lindsey Duvall	g	0-2	0-1	0-0		0	0	0	0	0	0	0	0	0	3			
22	Elizabeth Dixon	g	1-1	0-0	2-4		1	2	3	0	4	0	0	0	1	11			
24	Jessica Laemmle	g	1-2	0-1	0-0		0	0	0	2	2	0	0	0	0	2			
Team																			
Totals			22-64	3-16	12-16		15	23	38	15	59	10	12	3	9	200			

1st FG %:	5.1%	31.3%	2nd FG %:	13.3%	15.4%	3rd FG %:	10.3%	58.3%	4th FG %:	8.3%	34.8%	Game:	33-64	34.4%	Deadball
3FG %:	1-3	33.3%	0-5	0.0%	1-2	50.0%	1-6	16.7%	3-6	50.0%	3-16	18.8%	Rebounds		
FT %:	0-0	0.0%	2-3	66.7%	2-4	50.0%	3-4	75.0%	10-10	100.0%	12-16	75.0%			3.1

Officials: Jeffrey Smith, Rod Creech, Dee Kanter  
Technical fouls: Florida St.-None, Louisville-None.  
Attendance: 8314  
2019-20 Women's Basketball, Round: 0, Florida St. vs Louisville, Played at KFC

Score by periods		1st	2nd	3rd	4th	Total
Florida St.		11	15	15	25	67
Louisville		11	6	23	19	59

Last FG - FSU 4th-04:02, LOU 4th-00:08.  
Largest lead - FSU by 14 4th-04:02, LOU by 12nd-08:49.  
FSU led for 35:42, LOU led for 00:13. Game was tied for 00:15.

Score tied - 2 times.  
Lead changed - 2 times.

## Louisville 51 • 21-3,10-2 ACC

#	Player		Total		3-Ptr		Rebounds				PF	TP	A	T	Bk	Stl	Min
			FG	FGA	FG	FGA	FT	FTA	Def	Off							
21	Kylee Shook	r	2-6	0-3	1-1	2	11	13	1	5	0	2	3	3	2	32	26
33	Bionca Dunham	r	1-5	0-0	0-0	1	1	2	2	0	3	0	0	0	0	26	26
01	Dana Evans	g	4-17	3-7	2-2	0	2	3	13	5	0	1	4	0	1	40	40
05	Mykasa Robinson	g	2-4	0-0	0-0	1	0	1	5	4	4	0	3	0	0	23	23
23	Jazmine Jones	g	6-14	0-2	3-7	3	4	7	5	15	3	0	2	3	0	33	33
02	Yacine Diop	g	2-5	0-2	0-0	1	0	1	2	4	0	1	0	1	0	17	17
22	Elizabeth Dixon	g	0-0	0-0	2-2	1	4	5	3	2	1	2	3	0	1	18	18
24	Jessica Laemmle	g	2-3	2-3	0-0	0	0	0	3	6	2	0	0	0	0	11	11
Team																	
Totals			19-54	5-17	8-12	13	24	37	24	51	9	22	6	10	2	200	200

1st FG %:	6.1%	46.3%	2nd FG %:	3.4%	14.3%	3rd FG %:	4.1%	26.0%	4th FG %:	3.1%	63.6%	Game:	19-54	35.2%	Deadball
3FG %:	1-5	20.0%	1-5	20.0%	1-5	20.0%	1-5	20.0%	1-5	20.0%	5-17	29.4%	Rebounds		
FT %:	0-1	0.0%	2-3	66.7%	2-2	100.0%	2-3	66.7%	5-17	29.4%	13-24	54.2%			1

## Syracuse 59 • 12-11,6-6 ACC

#	Player	Total		3-Ptr		Rebounds		PF	TP	A	T	Bk	Stl	Min
		FG	FGA	FG	FGA	FT	FTA							
22	Digna Strautmane	r	3-3	0-3	0-0	1	1	1	3	0	2	1	0	18
45	Maya Finkela-Guity	c	4-5	0-0	0-2	1	4	5	2	8	0	1	1	0
11	Gabrielle Cooper	g	1-5	1-3	0-0	3	3	6	1	3	0	0	0	32
01	Emilny Engstler	g	3-9	2-4	0-0	2	7	9	1	8	3	0	1	36
23	Kiera Lewis	g	7-16	3-7	7-12	0	2	1	2	24	2	2	1	4
00	Elena Colome	g	1-2	0-0	0-0	1	0	1	2	2	0	0	0	1
03	Maeve Didi-Tabdi	g	2-6	0-0	8-10	2	3	5	2	12	1	0	1	21
05	Teisha Hyman	g	0-5	0-1	2-4	2	1	3	2	0	3	0	1	32
Team														
Totals		18-51	6-18	17-28	15	25	40	14	59	11	18	4	8	200

1st FG %:	6.1%	40.0%	2nd FG %:	5.1%	38.5%	3rd FG %:	4.1%	33.3%	4th FG %:	3.1%	27.3%	Game:	18-51	35.3%	Deadball
3FG %:	1-5	20.0%	1-5	20.0%	1-5	20.0%	1-5	20.0%	1-5	20.0%	6-18	33.3%	Rebounds		
FT %:	0-1	0.0%	2-3	66.7%	2-2	100.0%	2-3	66.7%	17-28	60.7%	15-25	60.0%			5

Officials: Mark Rasch, Paulsen Spurlock, Eric Brewster  
Technical fouls: Louisville-TEAM, Syracuse-None.  
Attendance: 2894  
2019-20 Women's Basketball, Round: 0, Louisville vs Syracuse, Played at Carle

Score by periods		1st	2nd	3rd	4th	Total
Louisville		12	8	12	19	51
Syracuse		15	15	11	18	59

Last FG - LOU 4th-00:33, SYR 4th-04:25.  
Largest lead - LOU by 14 4th-00:33, SYR by 14 4th-03:14.  
LOU led for 00:19, SYR led for 35:47. Game was tied for 03:54.

Score tied - 4 times.  
Lead changed - 2 times.

## Pittsburgh 49 • 3-16,0-8 ACC

#	Player	Total		3-Ptr		Rebounds		PF	TP	A	T	Bk	Stl	Min	
		FG	FGA	FG	FGA	FT	FTA								
11	Cara Jenkins	c	3-6	0-0	0-0	4	3	7	1	6	0	2	0	0	26
01	Daysianette Harris	g	7-20	1-6	3-4	0	5	6	4	18	5	5	0	2	31
02	Aysia Bugg	g	3-12	2-10	0-0	0	1	1	1	8	1	5	0	0	22
05	Amber Brown	g	2-7	0-0	2-2	5	4	9	2	6	1	1	0	0	33
12	Gabbie Green	g	2-10	2-7	0-0	2	1	2	1	1	4	0	0	0	30
00	Jahyni Knight	g	0-0	0-0	0-0	0	0	0	0	0	0	1	0	1	11
04	Emy Hayford	g	2-7	1-4	0-0	0	3	3	5	0	3	0	0	0	21
10	Jamini Praga	g	0-1	0-0	0-0	0	1	1	2	0	0	0	0	0	8
21	Marcella Lamark	g	0-1	0-1	0-2	0	1	1	1	0	0	0	0	0	5
23	Rita Igboke	g	0-1	0-0	0-0	5	3	8	3	0	1	1	1	1	18
Team															
Totals		19-64	6-28	5-8	18	22	40	20	49	9	22	1	4	200	

1st FG %:	5.1%	45.5%	2nd FG %:	5.2%	21.7%	3rd FG %:	5.1%	38.5%	4th FG %:	4-17	23.5%	Game:	19-64	29.7%	Deadball
3FG %:	3-6	50.0%	1-6	16.7%	1-5	20.0%	1-5	20.0%	1-7	14.3%	6-28	21.4%	Rebounds		
FT %:	0-2	0.0%	0-0	0.0%	0-0	0.0%	0-0	0.0%	2-4	50.0%	5-8	62.5%			1

## Louisville 83 • 20-1,9-0 ACC

#	Player	Total		3-Ptr		Rebounds		PF	TP	A	T	Bk	Stl	Min	
		FG	FGA	FG	FGA	FT	FTA								
21	Kylee Shook	r	4-7	2-3	2-2	2	3	5	2	12	0	0	1	1	22
33	Bionca Dunham	r	5-7	0-0	2-2	3	3	6	0	12	5	0	0	1	22
01	Dana Evans	g	4-9	2-7	2-3	0	3	3	0	12	4	0	0	1	28
02	Elizabeth Bologun	g	5-9	2-5	0-0	1	7	8	1	12	3	1	2	28	
23	Jazmine Jones	g	4-8	0-1	3-4	1	0	1	0	11	3	1	1	5	22
02	Yacine Diop	g	3-8	1-2	1-2	0	2	2	2	8	1	3	0	0	22
05	Mykasa Robinson	g	2-3	0-0	0-2	0	8	8	2	4	0	2	1	3	23
08	Lindsey Smith	g	0-3	0-0	0-0	0	0	0	0	0	0	0	0	0	8
22	Elizabeth Dixon	r	3-7	0-0	4-4	0	4	4	0	12	2	0	0	0	17
24	Jessica Laemleem	r	1-4	0-3	0-0	0	1	1	2	2	1	0	0	0	8
Totals			31-65	7-24	14-19	13	29	42	13	83	23	0	4	15	200







## 2019-20 Box Scores



## Virginia Tech 53 • 21-8,11-7 ACC

#	Player	Total		3-Ptr		Rebounds		PF		A TO Bk Stl		Min		
		FG	FGA	FT	FTA	Off	Def	TP	TP	A	TO		Bk	Stl
21	Lydia Rivers	1	2-0	0-0	0-0	1	3	4	1	2	0	2	0	17
33	Elizabeth Kitley	1	8-12	0-1	1-2	2	6	8	0	17	0	0	0	31
2	Aisha Sheppard	0	2-4	0-1	0-2	0	0	0	0	4	2	2	0	28
24	Dara Mabrey	0	1-4	1-4	0-0	0	3	3	1	3	1	2	0	19
23	Taja Cole	0	5-12	1-5	1-4	2	8	10	1	12	3	4	0	32
21	Trinity Baptiste	0	5-10	0-1	0-0	0	2	2	1	10	1	4	0	27
23	Chloe Brooks	0	0-0	0-0	0-0	0	1	1	0	0	1	1	0	6
15	Makayla Ennis	0	0-0	0-0	0-0	0	0	0	0	0	0	0	0	6
22	Cayla King	1	1-3	1-3	0-0	0	2	2	1	3	2	0	0	23
49	Alex Obahou Fegue	1	1-1	0-0	0-0	0	1	1	3	2	0	1	0	11
Team			24-48	3-15	2-8	5	26	31	8	53	10	17	1	200
Totals		24-48	3-15	2-8	26	31	8	53	10	17	1	200		
14	FG %	50.0 %	20.0 %	25.0 %	37.5 %	30.0 %	23.1 %	76.9 %		36	24-48	50.0 %		

## Louisville 70 • 27-3,16-2 ACC

#	Player	Total		3-Ptr		Rebounds								
		FG	FGA	FT	FTA	Off	Def	TP	A	TO	Bk	Stl		
21	Kylee Shook	1	6-13	3-7	0-1	2	10	12	1	15	3	0	1	37
33	Bionca Dunham	1	4-8	0-1	0-0	2	7	9	4	8	1	3	0	27
2	Yasmine Dlop	0	4-10	0-1	0-0	2	0	2	2	8	3	1	0	31
24	Jasmine Jones	0	8-17	2-5	0-0	1	1	2	0	18	3	1	0	34
24	Jessica Laemmle	0	1-3	0-2	0-0	1	0	1	0	2	1	0	0	6
21	Dana Evans	0	3-9	3-6	2-2	1	1	2	3	11	4	2	0	25
23	Elizabeth Balogun	0	1-3	1-2	0-0	1	0	1	0	2	3	0	0	15
22	Mykasa Robinson	0	2-2	0-0	1-1	2	2	4	0	5	3	0	0	16
12	Lindsey Duval	0	0-2	0-1	0-0	0	0	0	0	0	0	0	0	2
22	Elizabeth Dixon	0	0-1	0-0	0-0	1	0	1	0	0	1	1	0	5
20	Molly Lockhart	0	0-0	0-0	0-0	0	1	1	0	0	0	0	0	2
	Team													
Totals		29-68	9-25	3-4	14	22	36	12	70	18	8	3	200	

1st FG: 8-15 53.3% 2nd FG: 6-19 31.6% 3rd FG: 7-19 36.8% 4th FG: 11-15 73.3% Game: 29-68 42.6% Deadball Rebounds: 9

3P: 3-4 75.0% FT: 3-4 75.0%

Technical fouls: Virginia Tech-None. Louisville-None.

Attendance: 10423

2019-20 Women's Basketball. Round: 0. Louisville vs Virginia Tech. Played at K

Score by periods		1st	2nd	3rd	4th	Total
Virginia Tech		8	15	8	21	53
Louisville		19	18	16	17	70

Last FG - VT 4th-00:22, LOU 4th-01:14.  
Largest lead - VT None, LOU by 23 4th-09:29.  
VT led for 00:00. LOU led for 39:17. Game was tied for 00:43.

## Syracuse 46 • 16-15,9-9 ACC

#	Player	Total		3-Ptr		Rebounds		PF		A TO Bk Stl		Min			
		FG	FGA	FT	FTA	Off	Def	TP	TP	A	TO		Bk	Stl	
45	Digna Strautmane	1	1-5	0-0	0-0	0	7	7	1	3	0	2	0	34	
22	Amaya Finkie-Guity	1	3-7	0-0	1-1	2	2	4	0	7	0	1	0	20	
11	Gabrielle Cooper	0	3-15	0-5	2-4	1	2	3	1	8	1	2	0	29	
21	Emily Engstler	0	1-4	0-1	0-0	1	4	5	1	2	1	2	0	22	
23	Kiera Lewis	0	6-21	3-7	3-4	1	1	2	1	18	1	2	0	38	
30	Eleny Colome	0	0-3	0-1	0-0	1	1	2	0	0	0	0	0	9	
01	Taliesha Washington	0	2-4	1-2	1-1	0	0	0	0	3	6	1	0	16	
02	Whisper Fisher	0	0-0	0-0	0-0	0	1	1	0	0	0	0	0	2	
03	Mavea Djadi-Tabdi	1	1-2	0-1	0-0	0	1	1	2	2	0	3	1	15	
12	Brooke Alexander	0	0-0	0-0	0-0	0	0	0	0	0	0	0	0	5	
Team			17-63	5-23	7-10	10	21	31	9	46	6	12	2	200	
Totals		144	151	415	267	2nd	154	71%	31%	71%	41%	17	27%	48%	16:13

## Louisville 71 • 28-3,16-2 ACC

#	Player	Total		3-Ptr		Rebounds		PF		A TO Bk Stl		Min			
		FG	FGA	FT	FTA	Off	Def	TP	TP	A	TO		Bk	Stl	
21	Kylee Shook	1	4-13	2-4	0-0	0	8	8	3	10	2	1	0	28	
33	Bionca Dunham	1	4-6	1-1	0-0	1	3	4	2	9	1	1	1	24	
01	Dana Evans	0	8-17	6-10	1-1	0	3	3	0	23	1	2	0	31	
04	Elizabeth Balogun	0	2-9	1-4	0-0	0	2	2	3	5	1	3	1	26	
23	Jasmine Jones	0	4-8	1-2	2-2	2	8	10	0	11	4	2	0	26	
02	Yasmine Dlop	0	2-4	1-2	0-0	2	3	5	1	5	2	4	0	21	
05	Mykasa Robinson	0	0-0	0-0	0-0	0	2	2	3	0	2	0	0	10	
12	Lindsey Duval	0	0-1	0-0	0-0	0	0	0	0	0	0	0	0	3	
22	Elizabeth Dixon	0	2-3	0-0	2-2	5	4	9	1	6	0	1	0	25	
24	Jessica Laemmle	0	0-0	0-0	0-0	0	0	0	0	0	2	0	0	3	
20	Molly Lockhart	1	1-2	0-0	1-1	1	1	2	1	2	0	1	0	3	
Totals		27	63	12	23	5	15	38	53	14	71	14	19	5	200

1st FG: 6-18 33.3% 2nd FG: 6-14 42.9% 3rd FG: 9-17 52.9% 4th FG: 6-14 42.9% Game: 27-63 42.9% Deadball Rebounds: 9

3P: 5-6 83.3% FT: 5-6 83.3%

Technical fouls: Syracuse-None. Louisville-TEAM.

Attendance: 3811

2019-20 Women's Basketball. Round: 0. Louisville vs Syracuse. Played at Greens

Score by periods		1st	2nd	3rd	4th	Total
Syracuse		8	5	10	13	46
Louisville		14	20	22	15	71

Last FG - SYR 4th-01:51, LOU 4th-01:33.  
Largest lead - SYR None, LOU by 28 3rd-03:53.  
SYR led for 00:00. LOU led for 38:18. Game was tied for 01:13.

## Florida St. 62 • 24-7,11-7 ACC

#	Player	Total		3-Ptr		Rebounds		PF		A TO Bk Stl		Min				
		FG	FGA	FT	FTA	Off	Def	TP	TP	A	TO		Bk	Stl		
15	Kiah Gillespie	1	7-13	1-2	0-0	5	11	16	0	15	0	3	0	35		
32	Valencia Myers	1	0-3	0-0	0-0	0	1	1	4	0	2	2	0	15		
12	Nicki Ekohu	0	5-16	1-5	3-4	0	1	1	14	5	0	0	2	35		
13	Nausia Woolfolk	0	6-12	2-3	2-2	2	2	4	1	16	4	4	0	35		
24	Mo. Jones	0	2-5	0-0	0-0	2	2	4	2	4	0	2	0	27		
01	River Baldwin	0	1-2	0-0	1-1	1	0	1	0	0	0	0	0	8		
02	Sammie Pulsis	0	2-4	2-3	0-0	1	2	3	0	6	0	3	0	15		
10	Kourtney Weber	0	1-4	0-0	2-2	1	1	2	1	4	0	1	0	2		
34	London Clarkson	0	0-0	0-0	0-0	0	0	0	0	0	0	0	0	1		
Team		24	59	6	13	8	9	14	22	36	9	62	11	15	0	200
Totals		24	59	6	13	8	9	14	22	36	9	62	11	15	0	200
3pt %		24	59	6	13	8	9	14	22	36	9	62	11	15	0	200
3pt %		24	59	6	13	8	9	14	22	36	9	62	11	15	0	200
3pt %		24	59	6	13	8	9	14	22	36	9	62	11	15	0	200
3pt %		24	59	6	13	8	9	14	22	36	9	62	11	15	0	200
3pt %		24	59	6	13	8	9	14	22	36	9	62	11	15	0	200
3pt %		24	59	6	13	8	9	14	22	36	9	62	11	15	0	200
3pt %		24	59	6	13	8	9	14	22	36	9	62	11	15	0	200
3pt %		24	59	6	13	8	9	14	22	36	9	62	11	15	0	200
3pt %		24	59	6	13	8	9	14	22	36	9	62	11	15	0	200
3pt %		24	59	6	13	8	9	14	22	36	9	62	11	15	0	200
3pt %		24	59	6	13	8	9	14	22	36	9	62	11	15	0	200
3pt %		24	59	6	13	8	9	14	22	36	9	62	11	15	0	200
3pt %		24	59	6	13	8	9	14	22	36	9	62	11	15	0	200
3pt %		24	59	6	13	8	9	14	22	36	9	62	11	15	0	200
3pt %		24	59	6	13	8	9	14	22	36	9	62	11	15	0	200
3pt %		24	59	6	13	8	9	14	22	36	9	62	11	15	0	200
3pt %		24	59	6	13	8	9	14	22	36	9	62	11	15	0	200
3pt %		24	59	6	13	8	9	14	22	36	9	62	11	15	0	200
3pt %		24	59	6	13	8	9	14	22	36	9	62	11	15	0	200
3pt %		24	59	6	13	8	9	14	22	36	9	62	11	15	0	200
3pt %		24	59	6	13	8	9	14	22	36	9	62	11	15	0	200
3pt %		24	59	6	13	8	9	14	22	36	9	62	11	15	0	200
3pt %		24	59	6	13	8	9	14	22	36	9	62	11	15	0	200
3pt %		24	59	6	13	8	9	14	22	36	9	62	11	15	0	200
3pt %		24	59	6	13	8	9	14	22	36	9	62	11	15	0	200
3pt %		24	59	6	13	8	9	14	22	36	9	62	11	15	0	200
3pt %		24	59	6	13	8	9	14	22	36	9	62	11	15	0	200
3pt %		24	59	6	13	8	9	14	22	36	9	62	11	15	0	200
3pt %		24	59	6	13	8	9	14	22	36	9	62	11	15	0	200
3pt %		24	59	6	13	8	9	14	22	36	9	62	11	15	0	200
3pt %		24	59	6	13	8	9	14	22	36	9	62	11	15	0	200
3pt %		24	59	6	13	8	9	14	22	36	9	62	11	15	0	200
3pt %		24	59	6	13	8	9	14	22	36	9	62	11	15	0	200
3pt %		24	59	6	13	8	9	14	22	36	9	62	11	15	0	200
3pt %		24	59	6	13	8	9	14	22	36	9	62	11	15	0	200
3pt %		24	59	6	13	8	9	14	22	36	9	62	11	15	0	200
3pt %		24	59	6	13	8	9	14	22	36	9	62	11	15	0	200
3pt %		24	59	6	13	8	9	14	22	36	9	62	11	15	0	200
3pt %		24	59	6	13	8	9	14	22	36	9	62	11	15	0	200
3pt %		24	59	6	13	8	9	14	22	36	9	62	11	15	0	200
3pt %		24	59	6	13	8	9	14	22	36	9	62	11	15	0	200
3pt %		24	59	6	13	8	9	14	22	36	9	62	11	15	0	200
3pt %		24	59	6	13	8	9	14	22	36	9	62	11	15	0	200
3pt %		24	59	6	13	8	9	14	22	36	9	62	11	15	0	200
3pt %		24	59	6	13	8	9	14	22	36	9	62	11	15	0	200
3pt %		24	59	6	13	8	9	14	22	36	9	62	11	15	0	200
3pt %		24	59	6	13	8	9	14	22	36	9	62	11	15	0	200
3pt %		24	59	6	13	8	9	14	22	36	9	62	11	15	0	200
3pt %		24	59	6	13	8	9	14	22	36	9	62	11	15	0	200
3pt %		24	59	6	13	8	9	14	22	36	9	62	11	15	0	200
3pt %		24	59	6	13	8	9	14	22	36	9					

## Louisville 60 • 28-4,16-2 ACC

#	Player	FG	FGA	FT	FTA	Off	Def	TP	PF	A	TO	Bk	Stl	Min
21	Kylee Shook	1	4-6	2-2	0-0	1	3	4	2	10	1	0	0	20
33	Bionca Dunham	1	3-10	0-0	0-0	3	1	4	1	6	1	2	0	30
01	Dana Evans	0	4-14	3-7	5-6	0	4	4	1	16	6	4	0	39
04	Elizabeth Balogun	0	0-1	0-0	0-0	0	0	0	2	0	0	0	0	15
23	Jasmine Jones	0	7-17	0-1	1-1	3	7	10	4	15	2	4	2	33
02	Yasmine Dlop	0	4-8	2-2	0-0	1	2	3	3	10	0	1	0	32
05	Mykasa Robinson	0	1-1	0-0	0-0	0	1	1	2	0	1	0	1	20
22	Elizabeth Dixon	0	0-0	0-0	1-2	2	0	2	0	1	0	1	0	1
Team		23-57		7-12	7-9	11	20	31	14	60	10	12	3	200
Totals		23-57		7-12	7-9	11	20	31	14	60	10	12	3	200

1st FG:	11-21	52.38%	2nd:	7-12	58.33%	3rd:	5-14	35.7%	4th:	1-4	25.0%	Game:	23-57	40.35%	Deadball
3pts:	4-11	36.36%	4th:	4-10	40.0%	5th:	1-1	25.0%	6th:	0-0	0.0%	7th:	7-12	58.33%	Rebounds
											8th:	9-19	47.37%	22	

Officials: Billy Smith, Bruce Dennis, Brooks Brooks

1st FG: 4-17 23.5% 2nd FG: 7-12 58.3% 3rd FG: 5-14 35.7% 4th FG: 3-14 21.4% Game: 23-57 40.4% Deadball Rebounds: 2

3P: 7-9 77.8% FT: 7-9 77.8%

Officials: Billy Smith, Bruce Morris, Denise Brooks

Technical fouls: Florida St.-None. Louisville-None.

Attendance: 2019-20 Women's Basketball. Round: 0. Florida St. vs Louisville. Played at Gre

Score by periods		1st	2nd	3rd	4th	Total
Florida St.		18	12	18	14	62
Louisville		10	20	13	17	60

Last FG - FSU 4th-00:36, LOU 4th-00:05.  
Largest lead - FSU by 8 1st-00:05, LOU by 3 3rd-07:57.  
FSU led for 28:04. LOU led for 05:15. Game was tied for 06:36.





1 OF 6

**UNIVERSITIES SELECTED**  
TO PLAY AGAINST THE USA BASKETBALL  
WOMEN'S NATIONAL TEAM





## Louisville, Kentucky

**T**he city that's home to Muhammad Ali, Louisville Slugger and the Kentucky Derby, and the home to another of big-time events. In partnership with the University of Louisville and the Louisville Sports Commission, Louisville has hosted Division I Men's Basketball tournaments four times since 2010 and over 50 NCAA post-season championships across all sports and divisions.

Louisville is a sports-centric town. Along downtown's Museum Row, just a few blocks from the KFC Yum! Center, sports enthusiasts can visit the iconic Louisville Slugger Museum & Factory, where bats are made for most major league baseball teams, and the Muhammad Ali Center, which honors the life and legacy of the Greatest. This family-friendly cultural district that spans 10 walkable blocks also has attractions focused on everything from the arts to science to distilling.

Just a few minutes from downtown, visitors can immerse themselves into the "Most Exciting Two Minutes in Sports" at the Kentucky Derby Museum

located at Churchill Downs. Experience Derby Day with a 360-degree media spectacle or catch horses training during a Barn & Backside Tour. Nearby is the Louisville Mega Cavern - 17 miles of underground adventure. In this giant, man-made cavern, you can zipline, challenge yourself on the world's only fully underground aerial ropes course and even ride bikes in the 320,000+ square foot bike park with over 45 trails, jump lines, pump tracks, dual slalom, BMX, cross country and single track - all 100 feet sub-surface.

With more than 120 attractions in the city, Louisville offers something for everyone. The Belle of Louisville is the oldest operating Mississippi-style steamboat still in operation, the Speed Art Museum is the largest of its kind in Kentucky and the Frederick Law Olmsted-designed parks system offers a myriad of outdoor activities in scenic settings. Louisville's Waterfront Park is located within walking distance of the KFC Yum! Center, and its main attraction, the Big Four Bridge, is a

pedestrian-only bridge that spans the Ohio River to Southern Indiana with stunning views along the way.

Forbes recently named Louisville as one of the "10 Coolest Cities to Visit" and that is partly due to our nationally acclaimed food scene. Over 130 restaurants occupy the downtown area alone, ranging from fast-casual to white tablecloth. From Germantown breweries, to the Highlands' hipster boutiques to the tree-lined streets of Crescent Hill, there are locally owned shops, restaurants and businesses bursting with authentic flavor within minutes of downtown.

As one of the "friendliest cities in America" you'll find all of this and more wrapped in our hallmark Southern hospitality. We look forward to being a stop on the Road to the Final Four and we can't wait to see you here. For more information about Louisville's attractions, accommodations, restaurants and nightlife visit [GoToLouisville.com](http://GoToLouisville.com) or follow us on Twitter and Instagram at @GoToLouisville.





## University of Louisville

**T**he University of Louisville boasts some of the nation's best and brightest minds amid a friendly, park-like setting in the heart of Kentucky's largest city. UofL has been named a national top producer of Fulbright awards, with more than 110 UofL students and alumni earning this international studies award since 2003. This total is greater than all of Kentucky's other public universities combined and is on par with several Ivy League universities.

Young people who choose UofL enjoy a wide range of study options — more than 200 fields in 12 schools and colleges. Because of UofL's location in a metro area home to more than a million people, students also have many opportunities to apply the critical thinking skills they hone in the classroom to relevant, hands-on experiences in the community.

UofL students reside in an urban oasis where the improvements never stop. A new classroom building debuted on the Belknap Campus for the fall 2018 semester, adding four floors of modern instructional space and a student success center. Also completed for the 2018-19 school year was a remodeled and expanded Student Activities Center, which features enhanced dining options, study spaces and meeting facilities. Ekstrom Library now houses the Teaching Innovation Learning Lab, where instructors can experiment with new technology and equipment to enhance learning opportunities for students.

Other noteworthy facilities include one of the nation's top 10 academic clean rooms, where work in bioengineering, nanotechnology and other high-



demand fields takes place. New apartment-style housing and a sparkling student recreation center provide first-class places to live and play on campus.

One of the fastest-growing research institutions in the nation, UofL has had faculty conduct the world's first successful implantation of an artificial heart and the nation's first successful hand transplant. Our faculty currently lead the world's first FDA-approved clinical trial using adult cardiac stem cells to treat heart disease and are pioneering the use of locomotion training to aid paralyzed patients in learning to walk again.

In recent years UofL has emerged as a hub for advanced manufacturing. Through partnerships with industry leaders such as General Electric, faculty

and students are able to interact with makers from around the world, whether they are present physically or connected virtually. In addition, UofL has installed maker spaces in the West End School and Nativity Academy — both located in lower income areas of Louisville — to allow at-risk students to learn the latest 3-D printing techniques and envision a whole new world of opportunity.

UofL stands out for its efforts to serve the needs of its community. In fact, it is ranked among the top 12 "Best Neighbor" schools in the nation. Based on its curricular engagement, outreach and partnerships, the university also ranks as a Carnegie Community Engagement university, one of fewer than 200 such institutions nationwide. In one year alone, UofL students, faculty and staff contributed more than \$25.1 million to charitable organizations through volunteerism and direct donations. UofL's Signature Partnership, a project with community organizations and businesses to improve the social, cultural, educational, health care and economic development services in a historically underserved area of Louisville, is considered a national model for community engagement.

UofL remains committed to ensuring a nurturing and challenging intellectual climate that demonstrates a genuine understanding of how diversity enriches a vibrant metropolitan research university. Under the leadership of President Neeli Bendapudi, the university celebrates diversity, fosters equity, strives for inclusion and aims to be a great place to learn, a great place to work, and a great place to invest.





## Athletics Administration

### Dr. Neeli Bendapudi

President

**N**eeli Bendapudi is the 18th President of the University of Louisville. Selected by the UofL Board of Trustees in April 2018, Bendapudi came to Louisville from the University of Kansas where she served as Provost and Executive Vice Chancellor.

Since becoming President, Bendapudi has worked toward making the university a great place for students to learn, a great place for faculty and staff to work, and a great place for alumni and the community to invest. Under her leadership, the university will celebrate diversity, foster equity and strive for inclusion.

She earned her PhD in marketing from the University of Kansas and has teaching experience at Texas A&M University and The Ohio State University. Bendapudi returned to KU in 2011 to become the School of Business dean and H.D. Price Professor of Business. During her career, she has taught at the undergraduate, MBA, Executive MBA and PhD levels and received numerous college, university and national teaching awards.

Bendapudi specializes in the study of consumer behavior in service contexts. Her research deals with customers' willingness and ability to maintain long-term relationships with firms and with the brands and employees that represent them. Her research has been published in the Journal of Academic



## UNIVERSITY OF LOUISVILLE

Medicine, Harvard Business Review, Journal of Marketing (where she also served on the editorial board), Journal of Marketing Research, Journal of Retailing, Journal of Service Research and in the proceedings of various national and international conferences. Her work has been featured by popular media outlets including The New York Times, CNBC, CNN, MSNBC, WebMD and Fox News Network.

Previously, she served as chief customer officer of the Huntington National Bank and was actively involved in business outreach through consulting and executive education programs.

A highly sought-after keynote speaker, she has addressed national and international audiences for many companies, trade groups and organizations.

Bendapudi sits on the Board of Directors of publicly held company Lancaster Colony Corporation and has sat on several non-profit organization boards, including MRIGlobal, an independent research institute. She is a former Leadership Foundation Fellow of the International Women's Forum, one of a select group of women selected worldwide for this prestigious honor.

She is married to Venkat Bendapudi. Their daughter, Sirisha, is married to Kyle Ladd.



## Athletics Administration

### Vince Tyra

Vice President/  
Director of Athletics

**V**incent Tyra, a Louisville native with strong business credentials, was named as the University of Louisville's Vice President for Intercollegiate Athletics and Director of Athletics on March 26, 2018. He had previously served in an interim role leading Cardinal Athletics for six months prior to his appointment in that role on Oct. 3, 2017.

Tyra (pronounced TIE-ray) has been highly active since assuming his position, using his business acumen, passion for Cardinal Athletics and background in athletics to advance UofL onward. He has provided leadership while continuing to move the Cardinals forward in all sports, building upon the positive legacy of previous athletics successes, and taking the time to personally reach out to the UofL fan base and donors on multiple fronts through improved customer service.

Tyra has instilled strong principles with established core beliefs and goals to drive the essence of the Cardinals' athletics program moving forward. He has taken steps to stabilize the future of the Cardinals by extending the contracts for key UofL coaches and adding new ones while making moves to efficiently restructure the administrative and support staff, all with an emphasis on enhancing the student-athlete experience for the Cardinals. Among those astute head coaching hires are men's basketball's Chris Mack and football's Scott Satterfield, both of whom have had early success and quickly become fan favorites.

Tyra's leadership during the pandemic has been apparent, moving quickly in the spring to plan for budgetary adjustments and developing protocols to get Cardinal student-athletes back on campus and into competition, well ahead of most athletic departments.

He has monitored major capital projects, including a Cardinal Stadium expansion completed in August 2018, as well as constructing and outfitting a broadcast center on campus in advance of the launch of the ACC Network in August 2019. A comprehensive study will help guide the timetable for upcoming future enhancements. Funding has been jumpstarted with a flurry of substantial benevolent gifts from individuals and companies who believe in and align with the current Cardinals' leadership and values.

During Tyra's first three years, Louisville has ranked among the top 35 schools in the nation in the Learfield Sports Director's Cup national all-sports standings, making it seven straight seasons the Cardinals have ranked among the nation's top 35. UofL was poised for one of their top seasons in the standings at No. 8 nationally in Fall 2019 before the winter and spring championships were cancelled due to COVID-19.

Cardinal athletic teams have achieved impressive



academic results, posted a collective 3.507 GPA during the most recent 2020 Spring semester. Five UofL athletic teams -- men's and women's basketball, women's cross country, women's golf and volleyball -- received public recognition awards for ranking in the top 10 percent in the most recent Academic Progress Rate.

The Cardinals have been generous with their service time as UofL won 2019-20 NCAA Division I Team Works Award Competition

for outstanding community service. UofL has ranked among the top five nationally in all six years of the competition, including winning it a second time earlier.

Tyra's efforts have strengthened UofL's commitment to diversity, equity and inclusion, through the departmental goals and values statements and the creation of the Cardinals S.O.A.R. (Strategically Organizing Against Racism) Committee. The committee works to provide educational opportunities and resources to enhance knowledge and empower action; create brave and safe spaces to build and sustain a supportive anti-racist community; and implement initiatives to assist and serve underrepresented and historically marginalized groups.

Prior to his appointment at UofL, Tyra served as an operating partner since 2007 for Southfield Capital, a Greenwich, Conn. based private equity firm that invests in lower middle market companies. In his role there, Tyra served as chairman of the board of numerous investments to include Hallcon Corp, RCR International, Total Fleet Solutions, Dealer Financial

Services, and BioPharm Communications. Tyra most recently served as chairman of the board and interim Chief Executive Officer of Elite Medical, a company based in Clearwater, Fla.

Tyra was a corporate advisor from 2008-2017 for ISCO Industries, a privately held piping supply company based in Louisville, Ky. He also formerly served as the president of Retail and Activewear for Fruit of the Loom in Bowling Green, Ky.

Tyra has served as a member of the University of Louisville Foundation Board of Directors and chaired the organization's Finance Committee. He joined the board in February 2017, but stepped down from the position after his appointment with Cardinal Athletics. He has served on the board of Industrial Services of America, a Louisville-based scrap metal recycling company.

A former standout athlete himself, Tyra graduated from Trinity High School in Louisville in 1984 as the state's top baseball prospect and was inducted into the school's Hall of Fame. He was a four-year baseball letterman (1985-88) and two-time team captain at the University of Kentucky, where he earned a Bachelor of Science degree in health administration in 1989. He started 37 career games as a pitcher for Kentucky, tied for 14th at UK.

A long-time supporter of UofL Athletics, his father Charlie Tyra was a consensus All-America at UofL, led the Cardinals to the 1956 National Invitation Tournament Championship and is one of four players with his jersey number (No. 8) retired at UofL, along with Wes Unseld, Darrell Griffith and Pervis Ellison.

Tyra and his wife Lori have five children: Sydney, Audrey, Olivia, Spencer and Cooper.



**The Tyra Family: (from left) Cooper, Olivia, Lori, Vince, Audrey, Sydney and Spencer.**



## Band & Spirit



### LADYBIRDS

The University of Louisville Ladybirds dance team has won 20 national titles. The Ladybirds secured victories at The Universal Dance Association (UDA) College Nationals in 1995 and 1997. Ladybirds have also won National titles at National Dance Alliance (NDA) College Dance National in 2002, 2003, 2004, 2007, 2008, 2009, 2010, 2011, 2012, 2014, 2015, 2016 (double title), 2017(double title), 2018(double title) and 2019. The University of Louisville Ladybirds are under the direction of Sheryl Knight.



### CARDINAL PEP BAND

The Cardinal Pride Pep Band has long been regarded as one of the nation's finest. Under the direction of UofL Director of Athletics Pep Bands Al Greener, this spirited group of musical cheerleaders can be seen (and heard!) supporting many of UofL's Cardinal athletes. From basketball and volleyball, to soccer, lacrosse, field hockey and swimming, the Cardinal Pride Pep Band is there to provide the soundtrack!



### CHEERLEADERS

The University of Louisville Coed cheerleading squad has won 18 National Cheerleading Association Championships (1985, '86, '89, '92, '94, '96, '98, '99, '03, '04, '05, '06, '07, '08, '09, '11, '16, '18). The Cards' All-Girl squad has won 17 championships (2001-05, '07-'09, '11-12, '15-'19), including seven straight titles. UofL has also won the Small Coed national competition ten times (2005, '06, '08, '09, '11, '13, '14, '15, '16, '17). The cheerleaders are coached by James Speed (Coed), and Misty Hodges (All-Girl).



## The Atlantic Coast Conference

### The Tradition of Excellence

Consistency. It is the mark of true excellence in any endeavor.

In today's intercollegiate athletics, competition is so balanced and so competitive that it is virtually impossible to maintain a high level of consistency. Yet the Atlantic Coast Conference has defied the odds.

Established in 1953, the ACC has long enjoyed the reputation as one of the strongest and most competitive intercollegiate conferences in the nation. And that is not mere conjecture, the numbers support it.

Through 67 years of competition, ACC schools have captured 161 NCAA team championships, including 80 in women's competition, 79 in men's sports and two in fencing. In addition, NCAA individual titles have gone to ACC student-athletes 186 times in men's competition and 141 times in women's action.

### 2019-20 in Review

The 2019-20 academic year saw all athletic competition come to an abrupt halt March 12 due to the outbreak of the COVID-19 pandemic. Prior to competition being canceled for the remainder of the academic year, the conference completed championship competition in 15 sports — seven for men and eight for women. The fall season also saw North Carolina's field hockey team capture its second consecutive NCAA title, and ACC teams were national contenders in numerous fall and winter sports. The ACC has averaged four national titles per year over the past two-plus decades (92 in 23 years) and has claimed multiple NCAA titles in 36 of the past 39 years.

Academically, the member institutions of the ACC again led the way among Power 5 conferences in the latest "Best Colleges" rankings released by US News & World Report. ACC member institutions combined for an average rank of 54.7, marking the 13th straight year that the ACC led all Power 5 conferences.

### The Championships

The ACC conducts championship competition in all 27 sports — 13 for men and 14 for women. The first ACC championship was held in swimming at North Carolina State University on Feb. 25, 1954.

The 13 sports for men include football, cross country, soccer, basketball, fencing, swimming & diving, indoor and outdoor track & field, wrestling, baseball, tennis, golf and lacrosse. Women's sports were initiated in 1977 with the

first championship meet held in tennis October 6-8 at Wake Forest University. Championships for women are currently conducted in cross country, field hockey, soccer, basketball, fencing, swimming & diving, indoor and outdoor track & field, tennis, golf, lacrosse, softball and rowing, with volleyball deciding its champion by regular-season play.

### ACC History

The Atlantic Coast Conference was founded on May 8, 1953, at the Sedgefield Inn near Greensboro, North Carolina with seven charter members — Clemson, Duke, Maryland, North Carolina, North Carolina State, South Carolina and Wake Forest — drawing up the conference by-laws.

The withdrawal of seven schools from the Southern Conference came early on the morning of May 8, 1953, during the Southern Conference's annual spring meeting. On June 14, 1953, the seven members met in Raleigh, North Carolina, where a set of bylaws was adopted, and the name became officially the Atlantic Coast Conference.

Suggestions from fans for the name of the new conference appeared in the region's newspapers prior to the meeting in Raleigh. Some of the names suggested were Dixie, Mid-South, Mid-Atlantic, East Coast, Seaboard, Colonial, Tobacco, Blue-Gray, Piedmont, Southern Seven and the Shoreline.

Duke's Eddie Cameron recommended that the name of the conference be the Atlantic Coast Conference, and the motion was passed unanimously. The meeting concluded with each member institution assessed \$200.00 to pay for conference expenses.

On Dec. 4, 1953, conference officials met again at Sedgefield and officially admitted Virginia as the league's eighth member. The first withdrawal of a school from the ACC came on June 30, 1971, when South Carolina tendered its resignation. The ACC operated with seven members until April 3, 1978, when Georgia Tech was admitted. The Atlanta school had withdrawn from the Southeastern Conference in January of 1964.

The ACC expanded to nine members on July 1, 1991, with the addition of Florida State.

The conference expanded to 11 members on July 1, 2004, with the addition of Miami and Virginia Tech. On Oct. 17, 2003, Boston College accepted an invitation to become the league's 12th member starting July 1, 2005.



**Atlantic Coast Conference**  
 512 Weybridge Lane  
 Greensboro, NC 27407  
[www.theacc.com](http://www.theacc.com)

Switchboard	(336) 854-8787
Fax	(336) 854-8797

The ACC added its 13th and 14th members on Sept. 18, 2011, when Pittsburgh and Syracuse accepted invitations to join the conference. The two schools officially joined the ACC on July 1, 2013. Notre Dame also officially joined the ACC on July 1, 2013, after announcing on Sept. 12, 2012 its intention to enter the league for competition in all sports but football, bringing the membership of the conference to 15. The Fighting Irish will play five games with ACC schools each year.

On July 1, 2014, Louisville entered the ACC on the same day Maryland withdrew, keeping the conference's membership at 15 institutions.

### UofL's Conference History

Conference	Years
Independent	1975-78
Kentucky Women's Intercollegiate	1978-81
Metro	1981-95
Conference USA	1995-2005
BIG EAST	2005-13
American Athletic	2013-14
ACC	2014-

### Current ACC Members and the NCAA Tournament

■ The ACC has had at least one Final Four team in five of the past six NCAA Tournaments and a team has advanced to the title game each time.

■ ACC member institutions have won three NCAA Championships and made 24 trips to the Final Four. Seven different institutions have represented the ACC in the Women's Final Four.

■ Since 2006, current ACC membership combines for 10 title game appearances, the most of any conference.

■ The ACC owns the most NCAA Tournament wins (69) of any conference since 2015.

■ The ACC has had at least one No. 1 seed in each of past six tournaments and 20 times overall. The ACC has had multiple No. 1 seeds in six tournaments (2006, 2007, 2008, 2009, 2018, 2019).

\*Numbers do not include 2020 since the NCAA Tournament was canceled

ACC Sports Sponsored	
Men's Sports (13)	
Baseball	
Basketball	
Cross Country	
Fencing	
Football	
Golf	
Lacrosse	
Soccer	
Swimming & Diving	
Tennis	
Indoor Track & Field	
Outdoor Track & Field	
Wrestling	
Women's Sports (14)	
Basketball	
Cross Country	
Fencing	
Field Hockey	
Golf	
Lacrosse	
Rowing	
Soccer	
Softball	
Swimming & Diving	
Tennis	
Indoor Track & Field	
Outdoor Track & Field	
Volleyball	



# The Atlantic Coast Conference

## Atlantic Coast Conference Staff

Commissioner.....	John D. Swofford
Executive Assistant to the Commissioner.....	Cecilia DiAmico
Deputy Commissioner/Chief of Internal Affairs.....	Brad Hostetter
Deputy Commissioner/Cheif Financial Officer, Business and Legal Affairs.....	Ben Tario
Deputy Commissioner/Chief of External Affairs.....	Amy Yakola
Sr. Assoc. Commissioner/Communications.....	Kevin Best
Sr. Assoc. Commissioner/Men's Basketball.....	Paul Brazeau
Sr. Assoc. Commissioner/Brand Marketing.....	Tim Lynde
Sr. Assoc. Commissioner/Women's Basketball.....	Mary McElroy
Sr. Assoc. Commissioner/Championships & Senior Woman Administrator.....	Kris W. Pierce
Sr. Assoc. Commissioner/Football.....	Michael Strickland
Assoc. Commissioner/Compliance and Governance.....	Matt Burgemeister
Assoc. Commissioner/Advanced Media.....	Scott McBurney
Assoc. Commissioner/Strategic Digital Media.....	Eric Saninocencio
Asst. Commissioner/Men's Basketball.....	Lee Butler
Asst. Commissioner/Communications.....	Andy Fledderjohann
Asst. Commissioner/Women's Basketball.....	Brad Hecker
Asst. Commissioner/Championships.....	Brandon Neff
Coordinator of Football Officials.....	Dennis Hennigan
Coordinator of Men's Basketball Officials.....	Bryan Kersey
Coordinator of Women's Basketball Officials.....	Debbie Williamson
Director/Accounting and Finance.....	Kelvin Anthony
Director/Information Technology.....	Adam Brockman
Director/Student-Athlete Programs & Compliance.....	Shamaree Brown
Director/Championships.....	Ashley Champigny
Director/Business Operations.....	Lynne Herndon
Director/Compliance.....	Marra Hvozdozovic
Director/Brand Marketing.....	Nick Konawalik
Director/Football.....	Donald Moore
Director/Football Administration & Events.....	Samantha Pujol
Director/Men's Basketball Operations.....	Kara Tyree
Director/Advanced Media.....	Steve Vollinger
Director/Communications.....	Justin Wilson
Editorial and Content Manager.....	Steve Phillips
Graphic Designer.....	Martha Schwab
Asst. Graphic Designer.....	Ashley Popovich
Asst. Director/Advanced Media.....	Andrew Bacon
Asst. Director/Communications.....	Tyler Beck
Asst. Director/Digital Media.....	Maggie Boulton
Asst. Director/External Affairs.....	Bri Funte
Asst. Director/Men's Basketball.....	T.C. Gammons
Asst. Director/Women's Basketball.....	Kelsey Harris
Asst. Director/Administration.....	Brittany Hill
Asst. Director/Brand Marketing.....	Kelly Siciliano
Video Director/Football and Basketball.....	Allen Franklin
Coordinator/Finance & Administration.....	Sofia Fuentes Harper
Coordinator/Student-Athlete Programs, Compliance, Human Resources.....	Tracey Haith
Coordinator/Championships.....	Karen Sneed
Coordinator/Office Coordinator, Desktop Publishing.....	Emily Watkins

## 2020-21 Women's Basketball Outlook

■ Four ACC teams are listed among ESPN's Way-Too-Early Top 25 for 2020-21: No. 5 Louisville, No. 7 NC State, No. 20 Notre Dame and No. 23 Syracuse.

■ The ACC welcomes three new head coaches to the league in 2020-21 – Duke's Kara Lawson, Florida State's Brooke Wyckoff (Interim) and Notre Dame's Niele Ivey.

■ Seven All-ACC performers return from a season ago – Louisville's Dana Evans (First Team), North Carolina's Janelle Bailey (First Team), NC State's Elissa Cunane (First Team), Syracuse's Kiara Lewis (First Team), Virginia Tech's Aisha Sheppard (First Team), Boston College's Taylor Soule (Second Team) and Wake Forest's Ivana Raca (Second team).

■ The ACC has five of the top 20 freshman classes as ranked by ESPN Hoopgurlz this season – No. 3 Notre Dame, No. 4 Syracuse, No. 5 Louisville, No. 11 North Carolina and No. 12 Georgia Tech.

## ACC Women's Basketball Tournament

■ The 2020 Tournament marked the 43rd edition of the longest running conference women's basketball championship in the nation and it was the 20th time in the last 21 years that the Greensboro Coliseum has hosted the event.

■ Nearly 52,000 people attended the tournament, the most of any conference tournament this year, and it was the second-best attendance mark in the past five years.

■ The 2020 ACC Women's Basketball Tournament was the highest attended conference tournament for the seventh time in the last eight years.

## WNBA Draft

■ The ACC led all conferences with eight student-athletes selected in the 2020 Women's National Basketball Association Draft. It marked the second consecutive year that the ACC had more players chosen in the draft than any other conference, following a league-record 13 selections a season ago.

■ The ACC has now had at least one first-round selection in each of the past 15 WNBA Drafts, the most of any conference. The next-longest streak by any conference is six.

■ In the past five years, the conference has had 35 players selected in the draft - the most of any conference.
















■ The ACC led all leagues with 32 players on WNBA rosters and 22 players on WNBA Playoff rosters this past season. Both were the most of any conference.

■ Former Notre Dame standout and two-time All-ACC selection Arike Ogunbowale averaged 22.8 points per game to claim the league's 2020 scoring title.









## The Atlantic Coast Conference

### 2019-20 ACC Final Standings

School	ACC	Overall
 Louisville	16-2	28-4
 NC State	14-4	28-4
 Duke	12-6	18-12
 Florida State	11-7	24-8
 Virginia Tech	11-7	21-9
 Boston College	11-7	20-12
 Georgia Tech	10-8	20-11
 Syracuse	9-9	16-15
 Virginia	8-10	13-17
 Notre Dame	8-10	13-18
 North Carolina	7-11	16-14
 Wake Forest	7-11	16-16
 Miami	7-11	15-15
 Clemson	3-15	8-23
 Pitt	1-17	5-26

Note: With a 16-2 conference record, Louisville won its first ever outright Atlantic Coast Conference regular season title in 2019-20. It marked the Cardinals' third straight ACC regular season title.

### UofL's All-Time Record vs. ACC Opponents

School	Series Record	Last Meeting
 Boston College	8-1	Louisville 68, Boston College 48 (2/27/20)
 Clemson	8-3	Louisville 75, Clemson 50 (1/2/20)
 Duke	5-3	Louisville 60, Duke 55 (1/5/20)
 Florida State	14-18	Florida State 62, Louisville 60 (3/7/20)
 Georgia Tech	7-0	Louisville 58, Georgia Tech 47 (2/20/20)
 Miami	5-2	Louisville 87, Miami 41 (1/9/20)
 North Carolina	7-3	Louisville 74, North Carolina 67 (1/19/20)
 NC State	8-3	Louisville 66, NC State 59 (2/13/20)
 Notre Dame	8-16	Louisville 82, Notre Dame 49 (2/16/20)
 Pittsburgh	20-2	Louisville 79, Pittsburgh 47 (2/23/20)
 Syracuse	13-7	Louisville 71, Syracuse 46 (3/6/20)
 Virginia	10-2	Louisville 71, Virginia 56 (1/23/20)
 Virginia Tech	22-17	Louisville 70, Virginia Tech 53 (3/1/20)
 Wake Forest	6-0	Louisville 75, Wake Forest 61 (1/12/20)





2021

Louisville Tradition



## NCAA Tournament Results

### Year-By-Year Results

**1983**  
**Midwest Region**  
**Austin, Texas**  
Mar. 17  
1st Round  
Texas 84, Louisville 55

**1984**  
**Midwest Region**  
**Athens, Ga.**  
Mar. 17  
1st Round  
Georgia 112, Louisville 69

**1993**  
**Midwest Region**  
**Storrs, Conn.**  
Mar. 17  
1st Round  
Louisville 74, UConn 71

**Midwest Region**  
**Auburn, Ala.**  
Mar. 21  
2nd Round  
Auburn 66, Louisville 61

**1995**  
**Midwest Region**  
**Athens, Ga.**  
Mar. 17-19  
1st Round  
Louisville 67, Oregon 65  
2nd Round  
Georgia 81, Louisville 68

**1997**  
**Midwest Region**  
**Ruston, La.**  
Mar. 14  
1st Round  
Auburn 68, Louisville 65

**1998**  
**West Region**  
**Durham, N.C.**  
Mar. 14-16  
1st Round  
Louisville 69, Utah 61  
2nd Round  
Duke 69, Louisville 53

**1999**  
**Midwest Region**  
**Clemson, S.C.**  
Mar. 12  
1st Round  
Illinois 69, Louisville 67

**2001**  
**Midwest Region**  
**Cincinnati, Ohio**  
Mar. 12  
1st Round  
Xavier 80, Louisville 52

**2005**  
**Kansas City Region**  
**Minneapolis, Minn.**  
Mar. 19  
1st Round  
USC 65, Louisville 49

**2006**  
**Cleveland Region**  
**Nashville, Tenn.**  
Mar. 18  
1st Round  
Vanderbilt 76, Louisville 64

**2007**  
**Greensboro Region**  
**Los Angeles, Calif.**  
Mar. 17-19  
1st Round  
Louisville 80, BYU 54  
2nd Round  
Arizona St. 67,  
Louisville 58

**2008**  
**New Orleans Region**  
**Bridgeport, Conn.**  
Mar. 23-25  
1st Round  
Louisville 81,  
Miami (OH) 67  
2nd Round  
Louisville 80, Kansas St. 63

**New Orleans Region**  
**New Orleans, La.**  
Mar. 29-31  
Sweet 16  
N. Carolina 78,  
Louisville 74

**2009**  
**Raleigh Region**  
**Baton Rouge, La.**  
Mar. 22-24  
1st Round  
Louisville 62, Liberty 42  
2nd Round  
Louisville 62, LSU 52

**Raleigh Region**  
**Raleigh, N.C.**  
Mar. 28-30  
Sweet 16  
Louisville 56, Baylor 39  
Elite Eight  
Louisville 77, Maryland 60

**Final Four**  
**St. Louis, Mo.**  
Apr. 5-7  
Semifinal  
Louisville 61, Oklahoma 59  
Championship  
Connecticut 76,  
Louisville 54

**2011**  
**Spokane Region**  
**Cincinnati, Ohio**  
Mar. 20-22  
1st Round  
Louisville 81, Vanderbilt 62  
2nd Round  
Louisville 85, Xavier 75

**Spokane Region**  
**Spokane, Wash.**  
Mar. 26-28  
Sweet 16  
Gonzaga 76, Louisville 69

**2012**  
**Spokane Region**  
**College Park, Md.**  
Mar. 17-19  
1st Round  
Louisville 67, Michigan  
State 55  
2nd Round  
Maryland 72, Louisville 68

**2013**  
**Oklahoma City Region**  
**Louisville, Ky.**  
Mar. 24-26  
1st Round  
Louisville 74, MTSU 49  
2nd Round  
Louisville 76, Purdue 63

**Oklahoma City Region**  
**Oklahoma City, Okla.**  
Mar. 31-April 3  
Sweet 16  
Louisville 82, Baylor 81  
Elite Eight  
Louisville 86,  
Tennessee 78

**Final Four**  
**New Orleans, La.**  
Apr. 7-9  
Semifinal  
Louisville 64, California 57  
Championship  
Connecticut 93,  
Louisville 60

**2014**  
**Louisville Region**  
**Iowa City, Iowa**  
Mar. 23-25  
1st Round  
Louisville 88, Idaho 42  
2nd Round  
Louisville 83, Iowa 53

**Louisville Region**  
**Louisville, Ky.**  
Sweet 16  
Louisville 73, LSU 47  
Elite Eight  
Maryland 76, Louisville 73

**2015**  
**Albany Region**  
**Tampa, Fla.**  
Mar. 21-23  
1st Round  
Louisville 86, BYU 53  
2nd Round  
Louisville 60, USF 52

**Albany Region**  
**Albany, N.Y.**  
Sweet 16  
Dayton 82, Louisville 66

**2016**  
**Dallas Region**  
**Louisville, Ky.**  
Mar. 18-20  
1st Round  
Louisville 87, Central  
Arkansas 60  
2nd Round  
DePaul 73, Louisville 72

**2017**  
**Oklahoma City Region**  
**Louisville, Ky.**  
Mar. 18-20  
1st Round  
Louisville 82,  
Chattanooga 62  
2nd Round  
Louisville 75,  
Tennessee 64

**Oklahoma City Region**  
**Oklahoma City, Okla.**  
Sweet 16  
Baylor 97, Louisville 63

**2018**  
**Lexington Region**  
**Louisville, Ky.**  
Mar. 16-18  
1st Round  
Louisville 74,  
Boise State 42  
2nd Round  
Louisville 90, Marquette 72

**Lexington Region**  
**Lexington, Ky.**  
Mar. 23-25  
Sweet 16  
Louisville 86, Stanford 59  
Elite 8  
Louisville 76, Oregon  
State 43

**Final Four**  
**Columbus, Ohio**  
Mar. 30-Apr. 1  
Semifinal  
Mississippi State 73,  
Louisville 63 (OT)

**2019**  
**Albany Region**  
**Louisville, Ky.**  
Mar. 22-24  
1st Round  
Louisville 69,  
Robert Morris 34  
2nd Round  
Louisville 71, Michigan 50

**Albany Region**  
**Albany, NY**  
Mar. 29-31  
Sweet 16  
Louisville 61, Oregon  
State 44  
Elite 8  
Connecticut 80,  
Louisville 73

**2020**  
No NCAA Tournament

### Against NCAA Opponents

vs. Arizona State	0-1
vs. Auburn	0-2
vs. Baylor	2-1
vs. Boise State	1-0
vs. Brigham Young	2-0
vs. California	1-0
vs. Central Arkansas	1-0
vs. Chattanooga	1-0
vs. Connecticut	1-3
vs. Dayton	0-1
vs. DePaul	0-1
vs. Duke	0-1
vs. Georgia	0-2
vs. Gonzaga	0-1
vs. Idaho	1-0
vs. Illinois	0-1
vs. Iowa	1-0
vs. Kansas State	1-0
vs. Liberty	1-0
vs. LSU	2-0
vs. Marquette	1-0
vs. Maryland	1-2
vs. Miami (OH)	1-0
vs. Michigan	1-0
vs. Michigan State	1-0
vs. Middle Tennessee	1-0
vs. Mississippi State	0-1
vs. North Carolina	0-1
vs. Oklahoma	1-0
vs. Oregon	1-0
vs. Oregon State	2-0
vs. Purdue	1-0
vs. Robert Morris	1-0
vs. South Florida	1-0
vs. Southern California	0-1
vs. Stanford	1-0
vs. Tennessee	2-0
vs. Texas	0-1
vs. Utah	1-0
vs. Vanderbilt	1-1
vs. Xavier	1-1
<b>Totals</b>	<b>34-22</b>

### All-Time NCAA Seeds

1983	No. 7*
1984	No. 8*
1993	No. 11
1995	No. 11
1997	No. 10
1998	No. 10
1999	No. 10
2001	No. 13
2005	No. 9
2006	No. 9
2007	No. 6
2008	No. 4
2009	No. 3
2011	No. 7
2012	No. 7
2013	No. 5
2014	No. 3
2015	No. 3
2016	No. 3
2017	No. 4
2018	No. 1
2019	No. 1

\* - 32 team field



# UofL Individual NCAA Tournament Career Statistical Leaders

## Scoring

No.	Name	Years	Pts.
1.	Shoni Schimmel	10-14	285
2.	Asia Durr	15-19	262
3.	Angel McCoughtry	05-09	243
4.	Myisha Hines-Allen	14-18	198
5.	Sam Fuehring	15-19	144
6.	Bria Smith	11-15	134
7.	Antonita Slaughter	10-14	129
8.	Jude Schimmel	11-15	128
9.	Candycy Bingham	07-09	120
10.	Sara Hammond	11-15	112

## Scoring Average

No.	Name	Years	Avg.
1.	Angel McCoughtry	05-09	20.3
2.	Shoni Schimmel	10-14	19.0
3.	Asia Durr	15-19	18.7
4.	Myisha Hines-Allen	14-18	15.2
5.	Candycy Bingham	07-09	13.3
6.	Shawnta' Dyer	10-15	12.2
7.	Tia Gibbs	10-14	12.1
8.	Mariya Moore	14-17	11.4
9.	Chauntise Wright	05-08	10.4
10.	Sam Fuehring	15-19	10.3

## Field Goals Made

No.	Name	Years	FGs
1.	Shoni Schimmel	10-14	105
2.	Angel McCoughtry	05-09	95
3.	Asia Durr	15-19	92
4.	Myisha Hines-Allen	14-18	90
5.	Sam Fuehring	15-19	60
6.	Jazmine Jones	16-pres	50
7.	Antonita Slaughter	10-14	48
	Candycy Bingham	07-09	47
9.	Sara Hammond	11-15	45
	Bria Smith	11-15	45

## Field Goal Percentage

No.	Name	Years	Pct.
1.	Kelly Rose	93-94	.647 (11-17)
2.	Chauntise Wright	05-08	.639 (23-36)
3.	Keshia Hines	07-11	.593 (35-59)
4.	Jazz Covington	04-07	.590 (23-39)
5.	Jazmine Jones	16-pres	.581 (50-86)
6.	Tia Gibbs	10-14	.574 (31-54)
7.	Shawnta' Dyer	11-15	.571 (24-42)
8.	Sam Fuehring	15-19	.561 (60-107)
9.	Asia Taylor	10-14	.528 (28-53)
10.	Nell Knox	93-94	.524 (11-21)

## Free Throws Made

No.	Name	Years	FTs
1.	Bria Smith	11-15	44
2.	Asia Durr	15-19	42
3.	Angel McCoughtry	05-09	40
4.	Shoni Schimmel	10-14	34
5.	Jude Schimmel	11-15	28
6.	Monique Reid	08-13	25
	Becky Burke	08-12	25
8.	Asia Durr	15-18	24
9.	Mariya Moore	14-17	24
10.	Sharon Bellamy	97-00	23

## Free Throw Percentage

No.	Name	Years	Pct.
1.	Tia Gibbs	10-14	100 (10-10)
2.	Haley Harris	97-98	.923 (12-13)
3.	Becky Burke	08-12	.893 (25-28)
4.	Jill Morton	97-00	.857 (12-14)
5.	Arica Carter	14-19	.833 (10-12)
6.	Bria Smith	11-15	.800 (44-55)
7.	Asia Durr	15-19	.792 (42-53)
8.	Kelly Rose	93-94	.786 (11-14)
9.	Sara Hammond	11-15	.783 (18-23)
10.	Jude Schimmel	11-15	.778 (28-36)
	Asia Taylor	10-14	.778 (14-18)

## Rebounding

No.	Name	Years	Reb.
1.	Myisha Hines-Allen	14-18	106
2.	Angel McCoughtry	05-09	100
3.	Candycy Bingham	07-09	79
4.	Sam Fuehring	15-18	75
5.	Sara Hammond	11-15	72
6.	Bria Smith	11-15	69
7.	Keshia Hines	07-11	65
8.	Shoni Schimmel	10-14	64
9.	Asia Durr	15-19	61
10.	Kylee Shook	16-pres	56
	Antonita Slaughter	10-14	56

## Rebounding Average

No.	Name	Years	Avg.
1.	Candycy Bingham	07-09	8.8
2.	Angel McCoughtry	05-09	8.3
3.	Myisha Hines-Allen	14-18	8.2
4.	Asia Taylor	10-14	5.9
5.	Mariya Moore	14-17	5.5
6.	Sam Fuehring	15-19	5.4
	Keshia Hines	07-11	5.4
8.	Tia Gibbs	10-14	5.3
9.	Shawnta' Dyer	10-15	5.0

## Steals

No.	Name	Years	Stls.
1.	Jude Schimmel	11-15	37
2.	Shoni Schimmel	10-14	34
3.	Angel McCoughtry	05-09	31
4.	Bria Smith	11-15	28
5.	Tia Gibbs	10-14	19
6.	Candycy Bingham	07-09	17
7.	Myisha Hines-Allen	14-18	16
	Keshia Hines	07-11	16
9.	Arica Carter	14-19	15
	Asia Durr	15-19	15
	Sara Hammond	11-15	15

## Blocked Shots

No.	Name	Years	Blks.
1.	Sara Hammond	11-15	11
	Angel McCoughtry	05-09	11
3.	Kylee Shook	16-pres	10
4.	Sam Fuehring	15-19	9
5.	Keshia Hines	07-11	8
	Sheronne Vails	10-15	8
7.	Myisha Hines-Allen	14-18	7
8.	Asia Durr	15-19	6
	Chauntise Wright	05-08	6
	Shoni Schimmel	10-14	6

## 3-Point Field Goals Made

No.	Name	Years	3FGs
1.	Shoni Schimmel	10-14	41
2.	Asia Durr	15-19	36
	Antonita Slaughter	10-14	30
4.	Jude Schimmel	11-15	16
5.	Mariya Moore	14-17	15
	Becky Burke	08-12	14
7.	Tia Gibbs	10-14	13
	Angel McCoughtry	05-09	13
9.	Marla Inman	95-98	11
10.	Misty Smith	95-99	10
	Kristen Mattox	93-96	10

## 3-Point Field Goal Percentage

1.	Marla Inman	95-98	.500 (11-22)
2.	Tia Gibbs	10-14	.481 (13-27)
3.	Misty Smith	95-99	.455 (10-22)
4.	Antonita Slaughter	10-14	.417 (30-72)
5.	Asia Durr	15-19	.360 (36-100)

## Assists

No.	Name	Years	Assts.	No.	Name	Years	Assts.
1.	Shoni Schimmel	10-14	63	6.	Deseree' Byrd	07-09	29
2.	Bria Smith	11-14	46	7.	Mariya Moore	14-17	26
3.	Jude Schimmel	11-14	41	8.	Myisha Hines-Allen	14-18	24
4.	Patrika Barlow	05-08	36	9.	Asia Durr	15-19	23
5.	Arica Carter	14-19	34	10.	Candycy Bingham	07-09	22



## Louisville Team Records in NCAA Tournament Play

### Points

90 vs. Marquette, 3/18/18 (UL 90, MU 72)  
88 vs. Idaho, 3/23/14 (UL 88, UI 42)  
87 vs. Central Arkansas, 3/18/16 (UL 87, UCA 60)  
86 vs. Stanford, 3/23/18 (UL 86, Stan 59)  
86 vs. BYU, 3/21/15 (UL 86, BYU 53)  
86 vs. Tennessee, 4/2/13 (UL 86, UT 78)

### Field Goals

40 vs. Marquette, 3/18/18 (UL 90, MU 72)  
39 vs. Idaho, 3/23/14 (39/68)  
36 vs. Chattanooga, 3/18/17 (36/59)  
34 vs. Central Arkansas, 3/18/16 (34/62)  
34 vs. Kansas State, 3/25/08 (34/64)

### Field Goal Attempts

81 vs. North Carolina, 3/29/08 (31/81)  
77 vs. Georgia, 3/19/95 (25/77)  
73 vs. Dayton, 3/28/15 (23/73)  
70 vs. Michigan, 3/24/19 (30/70)  
70 vs. Mississippi State, 3/30/18 (27/70)  
70 vs. Baylor, 3/24/17 (21/70)  
69 vs. Connecticut, 3/31/19 (29/69)  
69 vs. Maryland, 4/1/14 (27/69)  
69 vs. BYU, 3/17/07 (29/69)  
69 vs. Xavier, 3/16/01 (27/69)

### Field Goal Percentage

.635 vs. Marquette, 3/18/18  
.633 vs. Miami, 3/23/08 (31/49)  
.610 vs. Chattanooga, 3/18/17 (36/59)  
.600 vs. Vanderbilt, 3/20/11 (30/50)  
.574 vs. Idaho, 3/23/14 (39/68)

### 3-Point Field Goals

16 vs. Baylor, 3/31/13 (16/25)  
12 vs. LSU, 3/30/14 (12/30)  
10 vs. Vanderbilt, 3/18/06 (10/26)  
10 vs. Oregon, 3/17/95 (10/20)  
9 vs. Oregon State, 3/25/18 (9/25)  
9 vs. Iowa, 3/25/14 (9/19)  
9 vs. Xavier, 3/22/11 (9/16)  
9 vs. Auburn, 3/14/97 (9/20)

### 3-Point Field Goal Attempts

30 vs. LSU, 3/30/14 (12/30)  
27 vs. BYU, 3/17/07 (7/27)  
26 vs. Michigan, 3/24/19 (8/26)  
26 vs. Vanderbilt, 3/18/06 (10/26)  
25 vs. Oregon State, 3/25/18 (9/25)  
25 vs. Baylor, 3/31/13 (16/25)

### 3-Point Field Goal Percentage

.640 vs. Baylor, 3/31/13 (16/25)  
.583 vs. Chattanooga, 3/18/17 (7/12)  
.563 vs. Xavier, 3/22/11 (9/16)  
.500 vs. Oregon, 3/17/95 (10/20)  
.474 vs. Iowa, 3/25/14 (9/19)

### Free Throws

27 vs. BYU, 3/21/15 (27/34)  
22 vs. Iowa, 3/25/14 (22/25)  
22 vs. Auburn, 3/14/97 (22/28)  
20 vs. Xavier, 3/22/11 (20/25)  
19 vs. Dayton, 3/28/15 (19/23)  
19 vs. Utah, 3/14/98 (19/24)

### Free Throws Attempted

34 vs. BYU, 3/21/15 (27/34)  
28 vs. Auburn, 3/14/97 (22/28)  
25 vs. Iowa, 3/25/14 (22/25)  
25 vs. Xavier, 3/22/11 (20/25)  
24 vs. Utah, 3/14/98 (19/24)

### Free Throw Percentage

.929 vs. Vanderbilt, 3/20/11 (13/14)  
.923 vs. Duke, 3/16/98 (12/13)  
.882 vs. LSU, 3/24/09 (15/17)  
.880 vs. Iowa, 3/25/14 (22/25)  
.857 vs. USF, 3/23/15 (12/14)  
.857 vs. Tennessee, 4/2/13 (18/21)

### Rebounds

56 vs. North Carolina, 3/29/08  
51 vs. Boise State, 3/16/18  
50 vs. Baylor, 3/28/09  
49 vs. Georgia, 3/19/95

### Assists

28 vs. Chattanooga, 3/18/17  
27 vs. Marquette, 3/18/18  
22 vs. Central Arkansas, 3/18/16  
21 vs. Oregon State, 3/25/18  
21 vs. LSU, 3/30/14  
20 vs. Vanderbilt, 3/20/11

### Fewest Turnovers

3 vs. Oregon State, 3/25/18  
5 vs. Connecticut, 3/31/19  
5 vs. Oregon State, 3/29/19  
8 vs. Middle Tennessee, 3/24/13  
9 vs. Idaho, 3/23/14  
9 vs. Connecticut, 4/7/09  
9 vs. BYU, 3/17/07

### Steals

24 vs. BYU, 3/21/15  
20 vs. Xavier, 3/22/11  
18 vs. Maryland, 4/1/14  
18 vs. Middle Tennessee, 3/24/13  
16 vs. Liberty, 3/22/09

### Blocked Shots

9 vs. Miami, 3/23/08  
7 vs. USF, 3/23/15  
6 vs. Robert Morris, 3/22/19  
6 vs. Marquette, 3/18/18  
6 vs. Central Arkansas, 3/18/16  
6 vs. BYU, 3/21/15

### Fewest Points

49 vs. Southern Cal, 3/19/05 (USC 65, UL 49)  
52 vs. Xavier, 3/16/01 (XU 80, UL 52)  
53 vs. Duke, 3/16/98 (DU 69, UL 53)  
54 vs. Connecticut, 4/7/09 (UC 76, UL 54)  
55 vs. Texas, 3/17/83 (UT 84, UL 55)

### Fewest Field Goals

17 vs. Duke, 3/16/98 (17/66)  
17 vs. Auburn, 3/14/97 (17/47)  
19 vs. Southern Cal, 3/19/05 (19/53)  
21 vs. Baylor, 3/24/17 (21/70)  
21 vs. California, 4/7/13 (21/47)  
21 vs. Connecticut, 4/7/09 (21/68)  
21 vs. Arizona State, 3/19/07 (21/52)  
21 vs. Illinois, 3/12/99 (21/58)

### Fewest Field Goal Attempts

45 vs. Utah, 3/14/98 (23/45)  
47 vs. California, 4/7/13 (21/47)  
47 vs. Auburn, 3/14/97 (17/47)  
49 vs. Iowa, 3/25/14 (26/49)  
49 vs. Miami, 3/23/08 (31/49)

### Lowest Field Goal Percentage

.258 vs. Duke, 3/16/98 (17/66)  
.300 vs. Baylor, 3/24/17 (21/70)  
.309 vs. Connecticut, 4/7/09 (21/68)  
.315 vs. Dayton, 3/28/15 (23/73)  
.319 vs. Xavier, 3/16/01 (22/69)

### Fewest 3-Point Field Goals

1 vs. Dayton, 3/28/15 (1/15)  
1 vs. LSU, 3/24/09 (1/7)  
2 vs. Middle Tennessee, 3/24/13 (2/12)  
2 vs. Boise State, 3/16/18 (2/10)  
3 vs. Central Arkansas, 3/18/16 (3/10)  
3 vs. BYU, 3/21/15 (3/15)  
3 vs. Maryland, 3/19/12 (3/19)  
3 vs. Oklahoma, 4/5/09 (3/13)  
3 vs. Arizona State, 3/19/07 (3/13)  
3 vs. Georgia, 3/19/95 (3/17)

### Fewest 3-Point Field Goal Attempts

7 vs. LSU, 3/24/09 (1/7)  
8 vs. Kansas State, 3/25/08 (4/8)  
10 vs. Central Arkansas, 3/18/16 (3/10)  
10 vs. Utah, 3/14/98 (4/10)  
10 vs. Boise State, 3/16/18 (2/10)  
11 vs. Connecticut, 4/7/09 (4/11)  
11 vs. Miami, 3/23/08 (5/11)

### Lowest 3-Point Field Goal Percentage

.067 vs. Dayton, 3/28/15 (1/15)  
.143 vs. LSU, 3/24/09 (1/7)  
.158 vs. Maryland, 3/19/12 (3/19)  
.167 vs. Middle Tennessee, 3/24/13 (2/12)  
.176 vs. Georgia, 3/19/95 (3/17)

### Fewest Free Throws

3 vs. Michigan, 3/14/19 (3/4)  
3 vs. Chattanooga, 3/18/17 (3/8)  
3 vs. Southern Cal, 3/19/05 (3/5)  
3 vs. Xavier, 3/16/01 (3/5)  
4 vs. Idaho, 3/23/14 (4/7)  
4 vs. Vanderbilt, 3/18/06 (4/7)

### Fewest Free Throw Attempts

4 vs. Michigan, 3/24/19 (3/4)  
5 vs. Southern Cal, 3/19/05 (3/5)  
5 vs. Xavier, 3/16/01 (3/5)  
7 vs. Mississippi State, 3/30/18 (5/7)  
7 vs. Marquette, 3/18/18  
7 vs. Idaho, 3/23/14 (4/7)  
7 vs. Vanderbilt, 3/18/06 (4/7)

### Lowest Free Throw Percentage (min. 10 att.)

.389 vs. Texas, 3/17/83 (7/18)  
.500 vs. Baylor, 3/28/09 (8/16)  
.545 vs. Middle Tennessee, 3/24/13 (12/22)  
.583 vs. DePaul, 3/20/16 (7/12)

### Fewest Rebounds

23 vs. Vanderbilt, 3/18/06  
26 vs. California, 4/7/13  
27 vs. Utah, 3/14/98  
28 vs. Oregon State, 3/25/18  
28 vs. Connecticut, 4/9/13  
28 vs. Xavier, 3/22/11

### Fewest Assists

5 vs. LSU, 3/24/09  
5 vs. Arizona State, 3/19/07  
6 vs. Connecticut, 4/7/09  
7 vs. Mississippi State, 3/30/18  
9 vs. Baylor, 3/24/17  
9 vs. Oklahoma, 4/5/09  
9 vs. Baylor, 3/28/09  
9 vs. Auburn, 3/21/93

### Most Turnovers

30 vs. Georgia, 3/17/84  
28 vs. Texas, 3/17/83  
27 vs. North Carolina, 3/29/08  
25 vs. Miami, 3/23/08  
22 vs. Georgia, 3/19/95  
22 vs. Auburn, 3/21/93



## NCAA Final Four



**Front Row (L-R):** Deseree' Byrd, Mary Jackson, Tiera Stephen, Angel McCoughtry, Head Coach Jeff Walz, Candyce Bingham, Becky Burke, Monique Reid.  
**Back Row:** Director of Operations Becky Bonner, Assistant Coach Stephanie Norman, Brandie Radde, Gwen Rucker, Keshia Hines, Chauntise Wright, Laura Terry, Janae Howard, Assistant Coach Michelle Clark-Heard, Assistant Coach Bethann Shapiro Ord.



**T**he University of Louisville women's basketball team embraced the role of underdog during its 2009 NCAA Tournament run. The Cardinals were never picked as the favorite despite upsetting three top five-ranked teams in a row to advance to the National Championship game.

Louisville had to beat Liberty and host LSU in the first two rounds of the tournament, then No. 5 Baylor, No. 3 Maryland and No. 4 Oklahoma to earn a spot in the title game. The Cardinals' luck ran out against top-ranked UConn in the title game, falling to the Huskies 76-54.

The Cardinals advanced to the Final Four for the first time in school history and won a school-record 34 games. Louisville also finished the season with their highest ranking of No. 2 in the *USA Today*/ESPN Coaches Poll.





## NCAA Final Four



**Front Row (L-R):** Executive Director of Operations Adrienne Johnson, Jude Schimmel, Bria Smith, Shelby Harper, Asia Taylor, Head Coach Jeff Walz, Monique Reid, Tia Gibbs, Shoni Schimmel, Monny Niamke, Director of Operations Mary Beth Whitaker. **Back Row:** Video Coordinator Deverrin Paul, Associate Head Coach Stephanie Norman, Megan Deines, Shawnta' Dyer, Sheronne Vails, Cortnee Walton, Sara Hammond, Antonita Slaughter, Assistant Coach Samantha Williams, Assistant Coach Cameron Newbauer.



**T**he University of Louisville women's basketball team became known as the "party crashers" of the 2013 NCAA Tournament. The Cardinals shocked the world in the Sweet 16 by knocking off the overall top seed Baylor.

Behind stellar shooting the Cardinals stunned Baylor with an 82-81 win. Louisville then defeated the No. 2 seed Tennessee 86-78 and advanced to the Final Four. Louisville was not finished as they rallied in the second half to knock off another No. 2 seed in California. The Cardinals' luck ran out against top-ranked UConn in the title game, falling to the Huskies 93-60.

Louisville advanced to the Final Four for the second time in school history and once again defeated all higher seeded teams along the way. Louisville also finished the season ranked No. 3 in the *USA Today/ESPN* Coaches Poll, the second highest finish in school history.





**NCAA Final Four**

**Front Row (L-R):** Lindsey Duvall, Jazmine Jones, Sydney Zambrotta, Myisha Hines-Allen, Head Coach Jeff Walz, Asia Durr, Arica Carter, Jessica Laemmle, Dana Evans **Back Row:** Video Coordinator LaMont Russell, Executive Director of Player Relations Adrienne Johnson,

Associate Coach Sam Purcell, Assistant Coach Sam Williams, Sam Fuehring, Loretta Kakala, Kylee Shook, Bionca Dunham,

Associate Head Coach Stephanie Norman, Director of Operations Kate Tucker, Assistant Strength & Condition Coach/Special Advisor to the Head Coach Beth Burns, Asst. Athletic Trainer Keressa Ackles, Sports Performance Coach Kaitlynn Jones



**A**fter entering the NCAA Tournament as a No. 1 seed for the first time in program history, the Cardinals opened the big dance with wins over No. 16 seed Boise State, 74-42, and No. 8 seed Marquette, 90-72, at the KFC Yum! Center. Louisville then ventured 75 miles down I-64 to Lexington and knocked off No. 4 seed Stanford, 86-59, and No. 6 seed Oregon State, 76-43, to secure a trip to the Final Four. In their four NCAA Tournament wins, the Cardinals soared past the competition by an average of 27.5 points per game.

Playing in front of nearly 20,000 fans at Nationwide Arena in Columbus, Ohio, the Cardinals fell in an overtime heart-breaker to fellow No. 1 seed Mississippi State, 73-63.

Despite the loss, Louisville ended its season with a 36-3 record, which marked the most wins, fewest losses and highest winning percentage in program history, and finished the season ranked No. 4 in the USA Today/ESPN Coaches Poll.

Louisville's run to the national semifinal game marked its third Final Four berth in the last 10 years under head coach Jeff Walz, which ranks fourth in the country, behind only Connecticut, Stanford and Notre Dame.





## Team Champions

# Team Champions

1  
9  
8  
0



**Metro  
Conference  
Tournament  
Champions**



**Back Row:** Head Coach Terry Hall, Sheila Foree, Valerie Owens, Elizabeth Egger, Becky Pope, Janet McNew, Diedre Stunson, Asst. Coach Von Macklin, Asst. Coach Peggy Fiehrer,  
**Front Row:** Manager Terry Keown, Gina Atzinger, Lisa Allen, Robin Board, Joan Dunaway Burks, Regina Carroll, Rosalind Smith, Manager Stephanie Greathouse.

1  
9  
8  
1



**Metro  
Conference  
Tournament  
Champions**



**Front Row:** Head Coach Peggy Fiehrer, Karen Frierson, Rosalind Smith, Rhonda Davis, Stephanie Edwards, Jackie Spencer, Manager Ginny Reed. **Middle Row:** Kim Roberts, Erica Washington, Gayle Horsman, DeVita Ceaser, Susan Elpers, Robin Board, Asst. Coach Renee Wilkins.  
**Back Row:** Dierder Stunson, Deborah Philpot, Janet McNew, Valerie Gay, Asst. Coach Bob Belf.

1  
9  
8  
3



**Metro  
Conference  
Tournament  
Champions**



**Front Row:** Head Coach Peggy Fiehrer, Erica Washington, Janet McNew, Valerie Gay, Deborah Philpot, Phyllis Dallas, Sonia Jenkins, Asst. Coach Reese Wilkins-Maloy, Trainer Sherry Effinger.  
**Back Row:** Manager Kim Roberts, Rosalind Smith, Ronna Greenburg, DeVita Ceaser, Carla English, Karen Frierson, Manager Ginny Reed.



## Team Champions

1  
9  
8  
4



**Metro  
Conference  
Season and  
Tournament  
Champions**



**Bottom Row:** Stephanie Edwards, Elfreda Tucker, Kim Smith, Zena Heckstall. **Sitting:** Kathy Jo Henry, Jackie Spencer, Graduate Assistant Loretta Hummeldorf, Head Coach Peggy Fiehrer, Assistant Coach Renee Wilkins-Maloy, Volunteer Assistant Valerie Owens, Carla English, Karen Corbett. **Standing:** Manager Susie Miller, Manager Ginny Reed, Trainer Sherry Effinger, Devita Ceaser, Martha Brooks, Phyllis Dallas, Becki Odrick, Deborah Philpot, Sonia Jenkins, Student Trainer Kim Allen, Manager Kim Roberts.

1  
9  
9  
2



**Metro  
Conference  
Season  
Champions**



**Front Row:** TuonisiaTurner-Cummings, Stacey DeGraffenreid, Dayna McGrath, Assistant Coach Dallas Boychuk, Head Coach Bud Childers, Assistant Coach Martin Clapp, Graduate Assistant Carrie Lawless, Renee Huntsinger, Carol Edwards. **Standing:** Gwen Doyle, Jody Martin, Jenny Pearson, Meghan Miller, Nova Sweet, Cardinal Bird, Jennifer Bursley, Kelly Rose, Nell Knox, Latasha Glanton, Heather McClellan.

1  
9  
9  
3



**Metro  
Conference  
Tournament  
Champions**



**Front Row:** Renee Huntsinger, Jenny Pearson, Nell Knox, Assoc. Coach Martin Clapp, Head Coach Bud Childers, Asst. Coach Starlite Williams, Kelly Rose, Jody Martin, Carol Edwards. **Back Row:** Manager Jeff Marshall, Asst. Strength Coach Greg Brislin, Head Strength Coach Doug Semenick, Darnice Cloudy, Gwen Burton, Dayna McGrath, Meghan Miller, Nova Sweet, Cardinal Bird, Jennifer Bursley, Kristin Mattox, Latasha Glanton, Kiva Thomas, Tonya Hines, Asst. Coach Sara White, Trainer Tim Amshoff, Trainer Dana Ryan.

Team Champions



## Team Champions

# Team Champions

1997



Conference  
USA  
Season  
Champions



**Front Row:** Alison Bass, Jaime Ludwig, Sharon Bellamy, Haley Harris, Asst. Coach Martin Clapp, Marla Inman Eltrevoog, Asst. Coach Sara White, Jessica Miller, Kendria Braxton, Misty Smith.  
**Back Row:** Manager Jeremy Wilhelm, Asst. Coach Sharon Versyp, Heather Baker, Jenny Knight, April Goddard, Head Coach Bud Childers, Stacey Hillman, Rachel Garner, Student Asst. Kristin Mattox, Manager Keith Baisch.

1999



Conference  
USA  
Season  
Champions




**Front Row (left to right):** Jenny Knight, Alison Bass, Sharon Bellamy, Jessica Miller, Co-head Coach Martin Clapp, Co-head Coach Sara White, Roscelle Bullock, April Goddard, Stacey Hillman, Jill Morton. **Back Row:** Manager Deja Lawson, Manager Mamie Nash, Manager Jeremy Wilhelm, Assistant Coach Keith Baisch, Assistant Coach Dawn White, Janelle Antoine, Kara Kessans, Shamika Ingram, Michelle Irwin, Marju Sober, Athletic Trainer Sherry Brown, Student Trainer Kevin Stokes, Academic Advisor Christine Simmons, Assistant Sports Information Director Kim Pemberton, Student Trainer Stephanie Wilkerson.

2001



Conference  
USA  
Season  
Champions



**Front Row (left to right):** Assistant Coach Lisa Diefenthaler, Kassidi Bishop, Janelle Antoine, Kara Kessans, Head Coach Martin Clapp, Marju Sober, Kim Graham, Marcia Alvarado, Sara Nord and Assistant Coach Stacie Terry. **Back Row:** Manager Deja Lawson, Manager Kelly Buckles, Assistant Sports Information Director Kim Pemberton, Director of Basketball Operations Sara White, Sabrina Minter, Shanta Bowens, Shamika Ingram, Carol Brown, Tiana Ford, LaKisha Hoffman, Athletic Trainer Heath Clifford and Assistant Coach Kelley Hall.



## Team Champions



**Front Row (L-R):** Lindsey Duvall, Jazmine Jones, Sydney Zambrotta, Myisha Hines-Allen, Head Coach Jeff Walz, Asia Durr, Arica Carter, Jessica Laemmle, Dana Evans

**Back Row:** Video Coordinator LaMont Russell, Executive Director of Player Relations Adrienne Johnson, Associate Coach Sam Purcell, Assistant Coach Sam Williams, Sam Fuehring, Loretta Kakala, Kylee Shook, Bionca Dunham, Associate Head Coach Stephanie Norman, Director of Operations Kate Tucker, Assistant Strength & Condition Coach/Special Advisor to the Head Coach Beth Burns, Asst. Athletic Trainer Keressa Ackles, Sports Performance Coach Kaitlynn Jones



**Front Row (L-R):** Seygan Robins, Jessica Laemmle, Yacine Diop, Arica Carter, Head Coach Jeff Walz, Asia Durr, Sam Fuehring, Dana Evans, Mykasa Robinson **Back Row:** Athletic Trainer Keressa Ackles, Assoc. Strength & Conditioning Coach Beth Burns, Executive Director of Player Relations Adrienne Johnson, Associate Coach Sam Purcell, Assistant Coach Sam Williams, Lindsey Duvall, Bionca Dunham, Kylee Shook, Molly Lockhart, Jazmine Jones, Associate Head Coach Stephanie Norman, Director of Operations Kate Tucker, Video Coordinator LaMont Russell, Video Assistant Matt Plugge, Sports Performance Coach Kaitlynn Jones



**Front Row (L-R):** Elizabeth Balogun, Norika Konno, Mykasa Robinson, Yacine Diop, Jazmine Jones, Head Coach Jeff Walz, Jessica Laemmle, Dana Evans, Lindsey Duvall, Seygan Robins, Kianna Smith **Back Row:** Athletic Trainer Keressa Ackles, Assistant Coach Jonneshia Pineda, Assoc. Strength & Conditioning Coach Beth Burns, Executive Director of Player Relations Adrienne Johnson, Video Coordinator LaMont Russell, Nyah Green, Ramani Parker, Kylee Shook, Bionca Dunham, Molly Lockhart, Elizabeth Dixon, Associate Head Coach Stephanie Norman, Sports Performance Coach Kaitlynn Jones, Associate Coach Sam Purcell, Director of Operations Kate Tucker

Team Champions



## Conference Honors

### Atlantic Coast Conference Honors

#### Player of the Year (Blue Ribbon Panel)

2015-16	Myisha Hines-Allen
2017-18	Asia Durr
2018-19	Asia Durr
2019-20	Dana Evans

#### Player of the Year (Coaches)

2017-18	Asia Durr
2018-19	Asia Durr
2019-20	Dana Evans

#### Coach of the Year (Blue Ribbon Panel)

2017-18	Jeff Walz
---------	-----------

#### Coach of the Year (Coaches)

2017-18	Jeff Walz
---------	-----------

#### Sixth Player of the Year

2018-19	Dana Evans
---------	------------

#### First Team (Blue Ribbon Panel)

2015-16	Myisha Hines-Allen Mariya Moore
2016-17	Asia Durr Myisha Hines-Allen
2017-18	Asia Durr Myisha Hines-Allen
2018-19	Asia Durr Dana Evans
2019-20	Dana Evans Jazmine Jones Kylee Shook

#### First Team (Coaches)

2015-16	Myisha Hines-Allen Mariya Moore
2016-17	Asia Durr Myisha Hines-Allen
2017-18	Asia Durr Myisha Hines-Allen
2018-19	Asia Durr Dana Evans
2019-20	Dana Evans Jazmine Jones

#### Second Team (Blue Ribbon Panel)

2014-15	Mariya Moore
2016-17	Mariya Moore

#### Second Team (Coaches)

2014-15	Sara Hammond, Mariya Moore
2016-17	Myisha Hines-Allen Mariya Moore
2019-20	Kylee Shook

#### Freshman Team (Coaches)

2014-15	Myisha Hines-Allen Mariya Moore
2015-16	Asia Durr
2017-18	Dana Evans

#### All-Defensive Team

2019-20	Jazmine Jones Kylee Shook
---------	------------------------------

#### Freshman Team (Blue Ribbon Panel)

2014-15	Mariya Moore
2015-16	Asia Durr
2017-18	Dana Evans

#### ACC Tournament MVP

2018	Myisha Hines-Allen
------	--------------------

#### All-Tournament First Team

2016	Myisha Hines-Allen
2017	Asia Durr
2018	Arica Carter, Sam Fuehring Myisha Hines-Allen Jazmine Jones
2019	Asia Durr Sam Fuehring
2020	Dana Evans Jazmine Jones

#### All-Tournament Second Team

2016	Asia Durr
2017	Myisha Hines-Allen

#### All-Academic Team

2014-15	Sara Hammond Myisha Hines-Allen Mariya Moore
2015-16	Briahanna Jackson
2016-17	Myisha Hines-Allen Cortnee Walton Briahanna Jackson
2017-18	Arica Carter Sam Fuehring Jazmine Jones
2018-19	Arica Carter Asia Durr Dana Evans Sam Fuehring
2019-2020	Dana Evans Jazmine Jones

### American Athletic Conference Honors

#### First Team

2013-14	Sara Hammond Shoni Schimmel Asia Taylor
---------	---

#### Second Team

2013-14	Bria Smith
---------	------------

#### All-Freshman Team

2013-14	Emmonnie Henderson
---------	--------------------

#### Most Improved Player of the Year

2013-14	Asia Taylor
---------	-------------

#### Scholar-Athlete of the Year

2013-14	Antonita Slaughter
---------	--------------------

#### Sportsmanship Award

2013-14	Tia Gibbs
---------	-----------

#### All-Tournament Team

2014	Shoni Schimmel
------	----------------

### BIG EAST Conference Honors

#### Player of the Year

2006-07	Angel McCoughtry
---------	------------------

#### Defensive Player of the Year

2008-09	Angel McCoughtry
---------	------------------

#### Most Improved Player of the Year

2009-10	Monique Reid
---------	--------------

#### First Team

2005-06	Jazz Covington
2006-07	Angel McCoughtry
2007-08	Angel McCoughtry
2008-09	Candace Bingham Angel McCoughtry
2009-10	Monique Reid
2010-11	Monique Reid
2011-12	Shoni Schimmel
2012-13	Shoni Schimmel

#### Second Team

2007-08	Candace Bingham
2012-13	Antonita Slaughter

#### Honorable Mention

2006-07	Jazz Covington
2010-11	Shoni Schimmel

#### All-Freshman Team

2005-06	Angel McCoughtry
2010-11	Shoni Schimmel Sheronne Vails
2011-12	Bria Smith

#### All-Tournament Team

2008	Candace Bingham Angel McCoughtry
2009	Candace Bingham Angel McCoughtry

### Conference USA Honors

#### First Team

1996-97	Marla Inman Eltrevoog
1998-99	Sharon Bellamy
2000-01	Sara Nord
2001-02	Sara Nord
2002-03	Sara Nord
2003-04	Sara Nord
2004-05	Jazz Covington

#### Second Team

1995-96	Kristin Mattox
1998-99	Jill Morton
1999-00	Jill Morton
2000-01	Marju Sober
2003-04	Jazz Covington

#### Third Team

1996-97	Sharon Bellamy
	Misty Smith
1997-98	Sharon Bellamy
	Jill Morton
1999-00	Alison Bass
2001-02	Marju Sober
2002-03	Lori Nero

#### Coach of the Year

1997	Bud Childers
2001	Martin Clapp

#### All-Freshman Team

1995-96	Haley Harris
2000-01	Sara Nord
2003-04	Jazz Covington
2004-05	Yuliya Tokova

#### Sixth Player of the Year

1997-98	Roscelle Bullock
1999-00	Alison Bass

#### All-Tournament Team

1997-98	Sharon Bellamy Jill Morton
2004-05	Jazz Covington

### Metro Conference Honors

#### First Team

1983-84	Jackie Spencer
1984-85	Jackie Spencer
1990-91	Gwen Doyle
1991-92	Gwen Doyle
1992-93	Nell Knox
1993-94	Jody Martin

#### Second Team

1987-88	Marilyn Reckelhoff
1988-89	Renee Jones
1991-92	Nell Knox
1992-93	Kelly Rose
1993-94	Kristin Mattox
1994-95	Marla Inman Eltrevoog Kristin Mattox

#### All-Rookie Team

1989-90	Erica Jackson Nell Knox
1990-91	Gwen Doyle
1992-93	Kristin Mattox
1994-95	Marla Inman Eltrevoog

#### Metro All-Tournament

1979-80	Joan Dunaway Burks Janet McNew
1980-81	Stephanie Edwards Shelia Foree
1982-83	Janet McNew
1983-84	Stephanie Edwards Jackie Spencer
1990-91	Gwen Doyle
1991-92	Gwen Doyle
1992-93	Nell Knox, Kelly Rose
1994-95	Marla Inman Eltrevoog Leatrice Scott



## National Honors



**Angel McCoughtry**



**Shoni Schimmel**



**Asia Durr**



**Dana Evans**

### WBCA All-America

#### First Team

2006-07 .....	Angel McCoughtry
2007-08 .....	Angel McCoughtry
2008-09 .....	Angel McCoughtry
2017-18 .....	Asia Durr
2018-19 .....	Asia Durr
2019-20 .....	Dana Evans

#### Honorable Mention

2003-04 .....	Sara Nord
2004-05 .....	Jazz Covington
2011-12 .....	Shoni Schimmel
2012-13 .....	Shoni Schimmel
2013-14 .....	Sara Hammond
.....	Shoni Schimmel
2015-16 .....	Myisha Hines-Allen
.....	Mariya Moore
2016-17 .....	Asia Durr
.....	Myisha Hines-Allen
2017-18 .....	Myisha Hines-Allen
2019-20 .....	Jazmine Jones

### Women's Basketball News Service

#### First Team

1999-00 .....	Jill Morton
---------------	-------------

#### Fourth Team

2000-01 .....	Sara Nord
---------------	-----------

#### First Team Freshman All-American

2000-01 .....	Sara Nord
---------------	-----------

### Women's Basketball Journal

#### Second Team Freshman All-American

2000-01 .....	Sara Nord
---------------	-----------

### Associated Press

#### First Team

2008-09 .....	Angel McCoughtry
2017-18 .....	Asia Durr
2018-19 .....	Asia Durr

#### Second Team

2006-07 .....	Angel McCoughtry
2007-08 .....	Angel McCoughtry

2013-14 .....	Shoni Schimmel
2019-20 .....	Dana Evans

#### Third Team

2017-18 .....	Myisha Hines-Allen
---------------	--------------------

#### Honorable Mention

1999-00 .....	Jill Morton
2003-04 .....	Sara Nord
2014-15 .....	Mariya Moore
2015-16 .....	Myisha Hines-Allen
2016-17 .....	Asia Durr

### United States Basketball Writers

2007-08 .....	Angel McCoughtry
2008-09 .....	Angel McCoughtry
2013-14 .....	Shoni Schimmel
2017-18 .....	Asia Durr
2018-19 .....	Asia Durr

#### Second Team

2019-20 .....	Dana Evans
---------------	------------

#### Honorable Mention

1999-00 .....	Jill Morton
---------------	-------------

### US Today All-American

#### First Team

2017-18 .....	Asia Durr
2018-19 .....	Asia Durr

#### Third Team

2017-18 .....	Myisha Hines-Allen
---------------	--------------------

### Women's College Hoops.com

#### First Team Freshman All-American

2000-01 .....	Sara Nord
---------------	-----------

### Basketball Times

#### First Team

2006-07 .....	Angel McCoughtry
2007-08 .....	Angel McCoughtry
2008-09 .....	Angel McCoughtry

#### First Team Freshman All-American

2003-04 .....	Jazz Covington
---------------	----------------

### espnW

#### First Team

2008-09 .....	Angel McCoughtry
2018-19 .....	Asia Durr

#### Second Team

2013-14 .....	Shoni Schimmel
2017-18 .....	Asia Durr

#### Third Team

2015-16 .....	Myisha Hines-Allen
---------------	--------------------

### Full Court Press

#### First Team

2006-07 .....	Angel McCoughtry
2007-08 .....	Angel McCoughtry
2008-09 .....	Angel McCoughtry

#### Second Team

2013-14 .....	Shoni Schimmel
---------------	----------------

### First Team Freshman All-American

2010-11 .....	Shoni Schimmel
2014-15 .....	Mariya Moore

### Third Team Freshman All-American

2011-12 .....	Bria Smith
2014-15 .....	Myisha Hines-Allen

### Sports Page Magazine

#### First Team

2006-07 .....	Angel McCoughtry
2007-08 .....	Angel McCoughtry
2008-09 .....	Angel McCoughtry

### Wooden All-American

2008-09 .....	Angel McCoughtry
2017-18 .....	Asia Durr
2018-19 .....	Asia Durr

### WBCA/Maggie Dixon

#### Rookie Coach of the Year

2007-08 .....	Jeff Walz
---------------	-----------

### WBCA Good Works Team

2015-16 .....	Cortnee Walton
---------------	----------------



# 1,000 Point Club



## 1. ANGEL MCCOUGHTRY - 2,779 POINTS

Baltimore, Md.

Yr.	GP	FG-FGA	PCT	3PT-ATT	PCT	FTM-FTA	PCT	REB-AVG	AS	ST	TP	AVG
2005-06	29	107-229	.467	6-20	.300	46-83	.554	216-7.4	46	57	266	9.2
2006-07	35	285-561	.508	44-119	.370	140-194	.722	362-10.3	59	112	754	21.5
2007-08	36	321-688	.467	50-169	.296	166-228	.728	321-8.9	54	148	858	23.8
2008-09	39	329-753	.437	43-140	.307	200-269	.743	362-9.3	73	164	901	23.1
<b>Totals</b>	<b>139</b>	<b>1042-2231</b>	<b>.467</b>	<b>143-448</b>	<b>.319</b>	<b>552-774</b>	<b>.713</b>	<b>1261-9.1</b>	<b>232</b>	<b>481</b>	<b>2779</b>	<b>20.0</b>



## 2. ASIA DURR - 2,485 POINTS

Douglasville, Ga.

Yr.	GP	FG-FGA	PCT	3PT-3AT	PCT	FTM-FTA	PCT	REB-AVG	AS	ST	TP	Avg.
2015-16	31	120-278	.432	44-122	.361	58-69	.841	81-2.6	43	33	342	11.0
2016-17	36	233-550	.424	119-294	.405	107-137	.781	122-3.4	64	46	692	19.2
2017-18	38	241-544	.443	115-277	.415	112-132	.848	118-3.1	86	39	709	18.7
2018-19	35	257-584	.440	96-279	.344	132-162	.815	132-3.8	114	53	742	21.2
<b>TOTAL</b>	<b>140</b>	<b>851-1956</b>	<b>.435</b>	<b>374-972</b>	<b>.385</b>	<b>409-500</b>	<b>.818</b>	<b>453-3.2</b>	<b>307</b>	<b>171</b>	<b>2485</b>	<b>17.8</b>



## 3. SHONI SCHIMMEL - 2,174 POINTS

Mission, Ore.

Yr.	GP	FG-FGA	PCT	3PT-ATT	PCT	FTM-FTA	PCT	REB-AVG	AS	ST	TP	AVG
2010-11	35	197-492	.400	97-266	.365	37-53	.698	125-3.6	172	74	528	15.1
2011-12	31	159-450	.353	76-254	.299	50-69	.725	139-4.5	146	74	444	14.3
2012-13	38	193-495	.390	96-291	.330	57-72	.792	118-3.1	136	65	539	14.2
2013-14	38	228-574	.397	118-314	.376	89-109	.817	170-4.5	146	49	663	17.4
<b>Totals</b>	<b>142</b>	<b>777-2011</b>	<b>.386</b>	<b>387-1125</b>	<b>.344</b>	<b>233-303</b>	<b>.769</b>	<b>552-3.9</b>	<b>600</b>	<b>262</b>	<b>2174</b>	<b>15.3</b>



## 4. MYISHA HINES-ALLEN - 2,028 POINTS

Montclair, N.J.

Yr.	GP	FG-FGA	PCT	3PT-3AT	PCT	FTM-FTA	PCT	REB-AVG	AS	ST	TP	AVG
2014-15	34	174-312	.558	0-1	.000	54-86	.628	165-4.9	31	20	402	11.8
2015-16	33	246-450	.547	1-8	.125	88-110	.800	277-8.4	36	36	581	17.6
2016-17	36	214-434	.493	3-9	.333	68-93	.731	336-9.3	61	33	499	13.9
2017-18	39	245-465	.527	6-14	.429	50-79	.633	373-9.6	84	49	546	14.0
<b>TOTAL</b>	<b>142</b>	<b>879-1661</b>	<b>.529</b>	<b>10-32</b>	<b>.313</b>	<b>260-368</b>	<b>.707</b>	<b>1151-8.1</b>	<b>212</b>	<b>138</b>	<b>2028</b>	<b>14.3</b>



## 5. NELL KNOX - 1,899 POINTS

New Albany, Miss.

Yr.	GP	FG-FGA	PCT	3PT-3AT	PCT	FTM-FTA	PCT	REB-AVG	AS	ST	TP	AVG
1989-90	29	166-316	.525	0-0	.000	50-97	.516	191-6.6	13	42	382	13.0
1990-91	29	195-352	.554	0-0	.000	66-100	.600	197-5.6	22	43	456	13.2
1991-92	29	181-288	.628	0-0	.000	69-98	.704	157-5.4	20	30	431	14.9
1992-93	31	261-420	.621	0-0	.000	108-151	.715	222-7.2	30	53	630	20.3
<b>Totals</b>	<b>124</b>	<b>803-1376</b>	<b>.582</b>	<b>0-0</b>	<b>.000</b>	<b>293-446</b>	<b>.634</b>	<b>767-6.2</b>	<b>85</b>	<b>168</b>	<b>1899</b>	<b>15.3</b>



## 6. JAZZ COVINGTON - 1,805 POINTS

Adel, Ga.

Yr.	GP	FG-FGA	PCT	3PT-ATT	PCT	FTM-FTA	PCT	REB-AVG	AS	ST	TP	AVG
2003-04	30	187-335	.558	2-6	.333	106-154	.688	247-8.2	17	31	482	16.1
2004-05	31	214-378	.566	7-23	.304	116-171	.678	251-8.1	53	40	551	17.8
2005-06	29	154-288	.535	9-33	.273	80-129	.667	200-6.9	45	24	397	13.7
2006-07	35	161-335	.481	6-31	.194	47-83	.566	244-7	63	35	375	10.7
<b>Totals</b>	<b>125</b>	<b>716-1336</b>	<b>.536</b>	<b>24-93</b>	<b>.258</b>	<b>349-528</b>	<b>.661</b>	<b>942-7.5</b>	<b>178</b>	<b>130</b>	<b>1805</b>	<b>14.4</b>



## 7. KRISTIN MATTOX - 1,737 POINTS

Charlestown, Ind.

Yr.	GP	FG-FGA	PCT	3PT-3AT	PCT	FTM-FTA	PCT	REB-AVG	AS	ST	TP	AVG
1992-93	31	132-306	.431	61-139	.439	39-52	.750	168-5.4	78	45	364	11.7
1993-94	25	124-331	.375	65-181	.359	43-53	.811	141-5.6	43	48	356	14.2
1994-95	33	158-388	.407	82-221	.371	62-74	.838	197-6.0	65	51	460	13.9
1995-96	27	189-462	.409	63-171	.368	116-126	.921	164-6.1	60	50	557	20.6
<b>Totals</b>	<b>116</b>	<b>603-1487</b>	<b>.406</b>	<b>271-712</b>	<b>.381</b>	<b>260-305</b>	<b>.852</b>	<b>670-5.8</b>	<b>246</b>	<b>194</b>	<b>1737</b>	<b>15.0</b>



## 8. MONIQUE REID - 1,725 POINTS

Louisville, Ky.

Yr.	GP	FG-FGA	PCT	3PT-ATT	PCT	FTM-FTA	PCT	REB-AVG	AS	ST	TP	AVG
2008-09	36	83-181	.459	5-20	.250	42-62	.677	137-3.8	9	15	213	5.9
2009-10	32	200-442	.452	0-11	.000	188-233	.807	294-9.2	36	34	588	18.4
2010-11	35	214-388	.552	1-9	.111	115-156	.737	212-6.1	58	52	544	15.5
2011-12	8	40-70	.571	0-1	.000	25-31	.806	42-5.3	4	8	105	13.1
2012-13	30	106-200	.530	3-11	.273	60-85	.706	117-3.9	20	35	275	9.2
<b>Totals</b>	<b>141</b>	<b>643-1281</b>	<b>.502</b>	<b>9-52</b>	<b>.173</b>	<b>430-567</b>	<b>.758</b>	<b>802-5.7</b>	<b>127</b>	<b>144</b>	<b>1725</b>	<b>12.2</b>



**1,000 Point Club****9. SARA NORD - 1,645 POINTS****Jeffersonville, Ind.**

Yr.	GP	FG-FGA	PCT	3PT-3AT	PCT	FTM-FTA	PCT	REB-AVG	AS	ST	TP	AVG
2000-01	29	142-359	.409	51-140	.364	65-85	.765	138-4.8	222	78	410	14.1
2001-02	30	102-273	.374	47-136	.346	61-70	.871	127-4.2	235	73	312	10.4
2002-03	29	143-352	.406	64-178	.360	55-73	.753	123-4.2	199	76	405	14.0
2003-04	30	175-425	.412	98-252	.389	70-87	.805	122-4.1	196	76	518	16.3
<b>Totals</b>	<b>118</b>	<b>562-1409</b>	<b>.398</b>	<b>260-706</b>	<b>.368</b>	<b>251-315</b>	<b>.797</b>	<b>510-4.3</b>	<b>852</b>	<b>303</b>	<b>1645</b>	<b>13.9</b>

**10. SHARON BELLAMY - 1,577 POINTS****Frostproof, Fla.**

Yr.	GP	FG-FGA	PCT	3PT-3AT	PCT	FTM-FTA	PCT	REB-AVG	AS	ST	TP	AVG
1995-96	27	58-129	.450	0-0	.000	25-49	.510	105-3.9	3	15	141	5.2
1996-97	29	123-246	.500	0-0	.000	99-135	.733	276-9.5	28	29	345	11.9
1997-98	31	190-349	.544	0-1	.000	111-153	.725	229-7.4	20	28	491	15.8
1998-99	32	217-388	.559	0-0	.000	166-218	.761	241-7.5	33	35	600	18.8
<b>Totals</b>	<b>119</b>	<b>588-1112</b>	<b>.529</b>	<b>0-1</b>	<b>.000</b>	<b>401-555</b>	<b>.723</b>	<b>851-7.2</b>	<b>84</b>	<b>107</b>	<b>1577</b>	<b>13.3</b>

**11. JACKIE SPENCER - 1,443 POINTS****Gary, Ind.**

Yr.	GP	FG-FGA	PCT	3PT-ATT	PCT	FTM-FTA	PCT	REB-AVG	AS	ST	TP	AVG
1981-82	23	77-162	.475	N/A	N/A	23-33	.697	44-1.9	36	19	177	7.7
1982-83	29	131-302	.434	N/A	N/A	53-77	.688	93-3.2	107	74	315	10.8
1983-84	31	197-432	.456	N/A	N/A	59-90	.656	131-4.2	135	68	453	14.6
1984-85	31	209-450	.460	N/A	N/A	80-118	.678	187-6.0	185	94	498	16.0
<b>Totals</b>	<b>114</b>	<b>614-1346</b>	<b>.456</b>	<b>N/A</b>	<b>N/A</b>	<b>215-318</b>	<b>.676</b>	<b>455-3.3</b>	<b>463</b>	<b>255</b>	<b>1443</b>	<b>12.7</b>

**12. JILL MORTON - 1,402 POINTS****Greensburg, Ind.**

Yr.	GP	FG-FGA	PCT	3PT-3AT	PCT	FTM-FTA	PCT	REB-AVG	AS	ST	TP	AVG
1996-97	29	41-116	.353	21-49	.429	48-54	.889	59-2.0	43	15	151	5.2
1997-98	25	113-259	.436	46-116	.404	94-114	.825	69-2.8	109	31	366	14.6
1998-99	31	128-302	.424	65-160	.406	95-117	.812	77-2.5	91	39	416	13.4
1999-00	27	144-347	.415	69-129	.535	112-128	.875	92-3.4	51	34	469	17.4
<b>Totals</b>	<b>112</b>	<b>426-1024</b>	<b>.416</b>	<b>201-452</b>	<b>.445</b>	<b>349-423</b>	<b>.845</b>	<b>297-2.7</b>	<b>294</b>	<b>119</b>	<b>1402</b>	<b>12.5</b>

**13. JANET MCNEW - 1,398 POINTS****Louisville, Ky.**

Yr.	GP	FG-FGA	PCT	3PT-ATT	PCT	FTM-FTA	PCT	REB-AVG	AS	ST	TP	AVG
1979-80	34	187-327	.572	N/A	N/A	64-93	.688	211-6.2	26	42	438	12.9
1980-81	28	72-155	.464	N/A	N/A	30-39	.769	165-5.9	24	11	174	6.2
1981-82	26	168-308	.545	N/A	N/A	57-71	.803	186-7.2	22	24	393	15.1
1982-83	30	175-335	.522	N/A	N/A	43-59	.729	213-7.1	25	21	393	13.1
<b>Totals</b>	<b>118</b>	<b>602-1125</b>	<b>.535</b>	<b>N/A</b>	<b>N/A</b>	<b>194-262</b>	<b>.740</b>	<b>775-6.6</b>	<b>97</b>	<b>98</b>	<b>1398</b>	<b>11.8</b>

**14. MARIYA MOORE - 1,365 POINTS****Hercules, Calif.**

Yr.	GP	FG-FGA	PCT	3PT-ATT	PCT	FTM-FTA	PCT	REB-AVG	AS	ST	TP	AVG
2014-15	34	134-336	.399	62-183	.339	124-154	.805	154-4.5	121	55	454	13.4
2015-16	34	138-353	.391	77-224	.344	125-163	.767	160-4.7	148	50	478	14.1
2016-17	36	141-362	.390	72-224	.324	79-103	.767	182-5.1	175	34	433	12.0
<b>Totals</b>	<b>104</b>	<b>413-1051</b>	<b>.393</b>	<b>211-631</b>	<b>.334</b>	<b>328-420</b>	<b>.781</b>	<b>496-4.8</b>	<b>444</b>	<b>139</b>	<b>1365</b>	<b>13.1</b>

**15. BECKY BURKE - 1,288 POINTS****Clarks Summit, Pa.**

Yr.	GP	FG-FGA	PCT	3PT-ATT	PCT	FTM-FTA	PCT	REB-AVG	AS	ST	TP	AVG
2008-09	38	58-152	.382	37-116	.319	38-43	.884	67-1.8	30	24	191	5.0
2009-10	32	145-372	.390	72-201	.358	79-97	.804	92-2.9	58	35	440	13.8
2010-11	35	90-210	.429	59-152	.388	39-43	.907	81-2.3	43	21	278	7.9
2011-12	33	119-306	.389	81-214	.379	60-71	.845	104-3.2	40	30	379	11.5
<b>Totals</b>	<b>138</b>	<b>412-1040</b>	<b>.396</b>	<b>249-683</b>	<b>.365</b>	<b>215-254</b>	<b>.846</b>	<b>344-2.5</b>	<b>171</b>	<b>110</b>	<b>1288</b>	<b>9.3</b>

**16. SARA HAMMOND - 1,249 POINTS****Mt. Vernon, Ky.**

Yr.	GP	FG-FGA	PCT	3PT-ATT	PCT	FTM-FTA	PCT	REB-AVG	AS	ST	TP	AVG
2011-12	32	43-119	.361	2-10	.200	19-26	.731	117-3.7	22	14	107	3.3
2012-13	37	157-334	.470	7-33	.212	79-98	.806	235-6.4	40	52	400	10.8
2013-14	38	156-306	.510	10-36	.278	72-104	.692	225-5.9	50	33	394	10.4
2014-15	34	145-343	.423	17-58	.293	41-61	.672	214-6.3	70	36	348	10.2
<b>Totals</b>	<b>141</b>	<b>501-1102</b>	<b>.455</b>	<b>36-137</b>	<b>.263</b>	<b>211-289</b>	<b>.730</b>	<b>791-5.6</b>	<b>182</b>	<b>135</b>	<b>1249</b>	<b>8.9</b>



# 1,000 Point Club



## 17. JODY MARTIN - 1,240 POINTS

Alexandria, Ind.

Yr.	GP	FG-FGA	PCT	3PT-ATT	PCT	FTM-FTA	PCT	REB-AVG	AS	ST	TP	AVG
1990-91	35	121-316	.383	48-146	.329	41-56	.732	147-4.2	52	32	331	9.5
1991-92	26	91-246	.370	23-88	.261	30-40	.750	110-4.2	65	27	235	9.0
1992-93	24	64-183	.350	33-97	.340	21-28	.750	92-3.8	42	23	182	7.6
1993-94	26	177-407	.435	28-89	.315	110-143	.769	225-8.7	43	30	492	18.9
<b>Totals</b>	<b>111</b>	<b>453-1152</b>	<b>.393</b>	<b>132-420</b>	<b>.314</b>	<b>202-267</b>	<b>.757</b>	<b>574-5.2</b>	<b>202</b>	<b>112</b>	<b>1240</b>	<b>11.2</b>



## 18. JAZMINE JONES - 1,239 POINTS

Tallahassee, Fla.

YR.	GP	FG-FGA	PCT	3PT FG-FGA	PCT	FTM-FTA	FT PCT	TOT AVG	AS	STL	TP	AVG
2016-17	37	69-148	.466	0-3	.000	27-41	.659	97-2.6	37	25	165	4.5
2017-18	39	138-263	.525	2-9	.222	71-97	.732	178-4.6	90	58	349	8.9
2018-19	36	115-221	.520	7-26	.269	38-59	.644	164-4.6	91	39	275	7.6
2019-20	32	181-336	.539	17-45	.378	71-93	.763	161-5.0	108	48	450	14.1
<b>TOTAL</b>	<b>144</b>	<b>503-968</b>	<b>.520</b>	<b>26-83</b>	<b>.313</b>	<b>207-290</b>	<b>.714</b>	<b>600-4.2</b>	<b>326</b>	<b>170</b>	<b>1239</b>	<b>8.6</b>



## 19. BRIA SMITH - 1,214 POINTS

Massapequa, N.Y.

Yr.	GP	FG-FGA	PCT	3PT-ATT	PCT	FTM-FTA	PCT	REB-AVG	AS	ST	TP	AVG
2011-12	33	105-265	.396	3-19	.158	92-131	.702	145-4.4	69	63	305	9.2
2012-13	38	128-291	.440	0-7	.000	106-165	.642	162-4.3	91	78	362	9.5
2013-14	35	96-201	.478	0-0	.000	73-125	.584	151-4.3	88	55	265	7.6
2014-15	34	106-235	.451	0-2	.000	70-116	.603	143-4.2	104	74	282	8.3
<b>Totals</b>	<b>140</b>	<b>435-992</b>	<b>.439</b>	<b>3-28</b>	<b>.107</b>	<b>341-537</b>	<b>.635</b>	<b>601-4.3</b>	<b>352</b>	<b>270</b>	<b>1214</b>	<b>8.7</b>



## 20. MARILYN RECKELHOFF - 1,198 POINTS

Huntingburg, Ind.

Yr.	GP	FG-FGA	PCT	3PT-3AT	PCT	FTM-FTA	PCT	REB-AVG	AS	ST	TP	AVG
1984-85	31	57-147	.390	N/A	N/A	24-43	.560	81-2.6	18	17	138	4.5
1985-86	28	143-296	.390	N/A	N/A	59-79	.604	169-3.0	49	43	345	12.3
1986-87	28	138-305	.452	N/A	N/A	68-90	.756	134-4.8	54	24	344	12.3
1987-88	28	130-271	.480	38-86	.442	73-92	.793	143-5.1	72	49	371	13.3
<b>Totals</b>	<b>115</b>	<b>468-1019</b>	<b>.459</b>	<b>38-86</b>	<b>.442</b>	<b>224-304</b>	<b>.737</b>	<b>527-4.6</b>	<b>193</b>	<b>133</b>	<b>1198</b>	<b>10.4</b>



## 21. JOAN DUNAWAY BURKS - 1,185 POINTS

Louisville, Ky.

Yr.	GP	FG-FGA	PCT	3PT-ATT	PCT	FTM-FTA	PCT	REB-AVG	AS	ST	TP	AVG
1977-78	25	95-260	.365	N/A	N/A	29-39	.744	81-3.2	70	35	219	8.8
1978-79	27	174-400	.435	N/A	N/A	35-47	.745	88-3.3	96	48	383	14.2
1979-80	34	165-405	.407	N/A	N/A	52-68	.764	88-2.6	119	62	382	11.2
1980-81	28	97-245	.396	N/A	N/A	7-14	.500	70-2.5	71	28	201	7.2
<b>Totals</b>	<b>114</b>	<b>531-1310</b>	<b>.405</b>	<b>N/A</b>	<b>N/A</b>	<b>123-168</b>	<b>.732</b>	<b>327-2.9</b>	<b>356</b>	<b>173</b>	<b>1185</b>	<b>10.4</b>



## 22. DANA EVANS - 1,113 POINTS

Gary, Ind.

YR.	GP	FG-FGA	PCT	3PT FG-FGA	PCT	FTM-FTA	FT PCT	TOT AVG	AS	STL	TP	AVG
2017-18	39	71-195	.364	11-49	.224	47-59	.797	77-2.0	134	43	200	5.1
2018-19	36	130-311	.418	50-130	.385	64-76	.842	87-2.4	145	56	374	10.4
2019-20	30	176-423	.416	90-209	.431	97-109	.890	83-2.8	125	24	539	18.0
<b>TOTAL</b>	<b>105</b>	<b>377-929</b>	<b>.406</b>	<b>151-388</b>	<b>.389</b>	<b>208-244</b>	<b>.852</b>	<b>247-2.4</b>	<b>404</b>	<b>123</b>	<b>1113</b>	<b>10.6</b>



## 23. MARLA INMAN ELTREVOOG - 1,107 POINTS

Bedford, Ind.

Yr.	GP	FG-FGA	PCT	3PT-3AT	PCT	FTM-FTA	PCT	REB-AVG	AS	ST	TP	AVG
1994-95	33	126-312	.404	47-128	.367	83-109	.761	92-2.8	185	61	382	11.6
1995-96	28	99-239	.414	47-115	.409	72-91	.791	101-3.6	154	30	317	11.3
1996-97	29	149-343	.434	63-179	.352	47-67	.701	105-3.6	145	34	408	14.1
<b>Totals</b>	<b>90</b>	<b>374-894</b>	<b>.418</b>	<b>157-422</b>	<b>.372</b>	<b>202-267</b>	<b>.757</b>	<b>298-3.3</b>	<b>484</b>	<b>125</b>	<b>1107</b>	<b>12.3</b>



## 24. GWEN DOYLE - 1,104 POINTS

Louisville, Ky.

Yr.	GP	FG-FGA	PCT	3PT-3AT	PCT	FTM-FTA	PCT	REB-AVG	AS	ST	TP	AVG
1990-91	35	233-556	.419	9-41	.220	151-221	.683	297-8.5	98	108	626	17.9
1991-92	29	190-419	.453	8-26	.308	90-138	.652	282-9.7	83	98	478	16.5
<b>Totals</b>	<b>64</b>	<b>423-975</b>	<b>.434</b>	<b>17-67</b>	<b>.254</b>	<b>241-359</b>	<b>.668</b>	<b>579-9.1</b>	<b>181</b>	<b>206</b>	<b>1104</b>	<b>17.3</b>



**1,000 Point Club****25. KELLY ROSE - 1,101 POINTS****St. Joseph, Mich.**

Yr.	GP	FG-FGA	PCT	3PT-3AT	PCT	FTM-FTA	PCT	REB-AVG	AS	ST	TP	AVG
1989-90	29	83-194	.428	0-0	.000	24-38	.632	183-6.3	12	26	190	6.6
1990-91	35	125-249	.502	0-0	.000	39-66	.591	202-5.8	23	22	289	8.3
1991-92	29	111-215	.516	0-0	.000	43-65	.662	166-5.7	13	37	265	9.1
1992-93	30	143-274	.522	0-0	.000	71-106	.670	223-7.4	27	48	357	11.9
<b>Totals</b>	<b>123</b>	<b>462-932</b>	<b>.496</b>	<b>0-0</b>	<b>.000</b>	<b>177-275</b>	<b>.644</b>	<b>774-6.3</b>	<b>75</b>	<b>133</b>	<b>1101</b>	<b>8.9</b>

**26. VALERIE OWENS - 1,085 POINTS****Louisville, Ky.**

Yr.	GP	FG-FGA	PCT	3PT-ATT	PCT	FTM-FTA	PCT	REB-AVG	AS	ST	TP	AVG
1976-77	21	110-228	.482	N/A	N/A	48-82	.585	149-7.1	14	19	268	12.8
1977-78	27	142-299	.475	N/A	N/A	36-78	.461	171-6.3	28	36	320	11.9
1978-79	27	100-225	.444	N/A	N/A	25-59	.424	151-5.6	37	20	225	8.3
1979-80	33	115-214	.537	N/A	N/A	42-83	.506	226-6.8	32	28	272	8.2
<b>Totals</b>	<b>108</b>	<b>467-1466</b>	<b>.485</b>	<b>N/A</b>	<b>N/A</b>	<b>151-257</b>	<b>.494</b>	<b>697-6.5</b>	<b>111</b>	<b>103</b>	<b>1085</b>	<b>10.0</b>

**27. MISTY SMITH - 1,085 POINTS****Shelbyville, Ind.**

Yr.	GP	FG-FGA	PCT	3PT-ATT	PCT	FTM-FTA	PCT	REB-AVG	AS	ST	TP	AVG
1994-95	33	70-193	.363	42-130	.323	12-20	.600	86-2.6	16	17	194	5.9
1995-96	28	73-190	.384	29-93	.312	31-42	.738	97-3.5	44	23	206	7.4
1996-97	29	144-340	.424	68-183	.372	51-77	.662	134-4.6	52	36	407	14.0
1997-98	31	100-270	.370	42-143	.294	36-60	.600	150-4.8	53	41	278	9.0
<b>Totals</b>	<b>121</b>	<b>387-993</b>	<b>.390</b>	<b>181-549</b>	<b>.330</b>	<b>130-199</b>	<b>.653</b>	<b>467-3.9</b>	<b>165</b>	<b>117</b>	<b>1085</b>	<b>9.0</b>

**28. DEVITA CEASER - 1,068 POINTS****Chicago, Ill.**

Yr.	GP	FG-FGA	PCT	3PT-ATT	PCT	FTM-FTA	PCT	REB-AVG	AS	ST	TP	AVG
1981-82	20	19-47	.404	N/A	N/A	6-12	.500	41-2.1	4	7	44	2.2
1982-83	30	112-230	.487	N/A	N/A	30-48	.625	191-6.4	18	31	254	8.5
1983-84	31	170-348	.488	N/A	N/A	49-69	.710	238-7.7	25	24	389	12.5
1984-85	31	170-370	.460	N/A	N/A	41-59	.690	262-8.5	42	41	381	12.3
<b>Totals</b>	<b>112</b>	<b>471-995</b>	<b>.473</b>	<b>N/A</b>	<b>N/A</b>	<b>126-188</b>	<b>.670</b>	<b>732-6.5</b>	<b>89</b>	<b>103</b>	<b>1068</b>	<b>9.5</b>

**29. TUONISIA TURNER - 1,048 POINTS****Detroit, Mich.**

Yr.	GP	FG-FGA	PCT	3PT-3AT	PCT	FTM-FTA	PCT	REB-AVG	AS	ST	TP	AVG
1988-89	28	59-197	.300	25-84	.300	41-68	.600	46-1.6	73	22	184	6.6
1989-90	29	109-298	.363	51-136	.375	83-117	.716	83-2.9	130	48	352	12.1
1990-91	34	105-296	.355	35-134	.261	59-90	.656	83-2.4	173	70	304	8.9
1991-92	29	64-183	.350	24-60	.400	56-75	.747	65-2.2	167	67	208	7.2
<b>Totals</b>	<b>120</b>	<b>337-974</b>	<b>.346</b>	<b>135-414</b>	<b>.326</b>	<b>239-349</b>	<b>.684</b>	<b>277-2.3</b>	<b>543</b>	<b>207</b>	<b>1048</b>	<b>8.7</b>

**30. STEPHANIE EDWARDS - 1,034 POINTS****Louisville, Ky.**

Yr.	GP	FG-FGA	PCT	3PT-ATT	PCT	FTM-FTA	PCT	REB-AVG	AS	ST	TP	AVG
1980-81	27	113-278	.406	N/A	N/A	61-94	.649	128-4.7	117	79	287	10.6
1981-82	26	99-238	.416	N/A	N/A	56-79	.709	112-4.3	132	54	254	9.8
1983-84	26	136-297	.458	N/A	N/A	71-106	.690	137-5.3	151	89	343	13.2
1984-85	18	58-146	.400	N/A	N/A	34-48	.710	73-4.0	99	53	150	8.3
<b>Totals</b>	<b>97</b>	<b>406-959</b>	<b>.423</b>	<b>N/A</b>	<b>N/A</b>	<b>222-327</b>	<b>.690</b>	<b>450-4.6</b>	<b>559</b>	<b>275</b>	<b>1034</b>	<b>10.7</b>

**31. SAM FUEHRING - 1,017 POINTS****Wanaque, N.J.**

Yr.	GP	FG-FGA	PCT	3PT-ATT	PCT	FTM-FTA	PCT	REB-AVG	AS	ST	TP	AVG
2015-16	32	48-100	.480	2-12	.167	22-50	.440	51-1.6	13	10	120	3.8
2016-17	34	49-95	.516	0-3	.000	26-39	.667	86-2.5	10	14	124	3.6
2017-18	39	147-256	.574	7-28	.250	85-116	.733	211-5.4	50	32	386	9.9
2018-19	36	146-261	.559	15-40	.375	80-97	.825	259-7.2	51	25	387	10.8
<b>Totals</b>	<b>141</b>	<b>390-712</b>	<b>.548</b>	<b>24-83</b>	<b>.289</b>	<b>213-302</b>	<b>.705</b>	<b>2607-4.3</b>	<b>124</b>	<b>81</b>	<b>1017</b>	<b>7.2</b>



## Retired Jersey

# Angel McCoughtry

**O**nly a handful of collegiate sports programs gain the opportunity to witness a once-in-a-lifetime player. The Baltimore, Md., native came to the Cardinals and helped change the face of the program, constantly raising the bar through her tireless work ethic and unparalleled leadership.

On Nov. 12, 2010, McCoughtry became the first women's basketball player at the University to have her jersey retired. Before the first official game was played at the KFC Yum! Center, McCoughtry's jersey was revealed in the rafters of the new arena in front of 22,124 fans.

In the fall of 2019, McCoughtry was one of six outstanding individuals to be inducted into the University of Louisville Athletics Hall of Fame.

A three-time WBCA All-American, McCoughtry concluded her four-year career as the program's all-time leader in points (2,779), rebounds (1,261), and steals (481). Her point total ranks in the top 30 all-time in NCAA Division I history.

McCoughtry, who led Louisville to its first national championship game in 2009, averaged 20.0 points, 9.1 rebounds, and 3.5 steals in her decorated career. Among her many accolades, she was named the 2007 BIG EAST Player of the Year and the 2009 BIG EAST Defensive Player of the Year. As a senior, she captured the Raleigh Regional MVP title, while being named to the NCAA Championship All-Tournament Team.

A 2009 graduate with a degree in communications, McCoughtry was taken No. 1 overall that

year in the WNBA Draft by the Atlanta Dream. She earned the league's rookie of the year honors that season and has collected all-league honors in 2010, 2011, 2013, 2014, and 2015. McCoughtry also has been named to the WNBA All-Defensive Team six times (each year since 2009, except 2012). A four-time league all star, she was the league's scoring leader in 2012.

Internationally, McCoughtry has helped the U.S. win five gold medals, including two at the Olympics (2012 London Olympic Games; 2016 Rio Olympic Games).









## Letterwinners

### A

Staci Acton (1985-89)  
Lisa Allen (1978-80)  
Marcia Alvarado (2000-01)  
Carla Amlung (1976-78)  
Trina Anderson (1987-89)  
Janelle Antoine (1998-02)  
Gina Atzinger (1977-80)

### B

Audrey Baines (1976-80)  
**Elizabeth Balogun (2019-)**  
Patrika Barlow (2004-08)  
Alison Bass (1996-00)  
Sharon Bellamy (1995-99)  
Candycy Bingham (2007-09)  
Kassidi Bishop (2000-03)  
Robin Board (1978-82)  
Tatjana Boston (2005-06)  
Shanta Bowens (1999-01)  
Sydney Brackemyre (2015-16)  
Angel Bradley (2001-05)  
Kendria Braxton (1994-98)  
Starr Breedlove (2013-14)  
Martha Brooks (1983-84)  
Carol Brown (1999-03)  
Roscelle Bullock (1997-99)  
Sarah Bunnell (1995-96)  
Becky Burke (2008-12)  
Jennifer Bursley (1991-94)  
Gwen Burton (1992-94)  
Nikki Burton (2009-11)  
Deseree' Byrd (2007-10)

### C

Shirley Campbell  
Jane Carmen (1976-77)  
Selenia Carr (1989-91)  
Regina Carroll (1979-81)  
Arica Carter (2014-2019)  
Lisa Caruthers (1980-81)  
Cindy Case  
Devita Ceaser (1981-85)  
Darnice Cloudy (1992-95)  
Taja Cole (2015-16)  
Tanya Collier (1986-88)  
Bobbi Coltharp (1994-95)  
Karen Corbet (1983-84)  
Jazz Covington (2003-07)

### D

Phyllis Dallas (1982-86)  
Elaine Daunhauer  
Rhonda Davis (1981-82)  
Stacey DeGraffenreid (1987-92)  
Erin DeGrate (2015-16)  
Megan Deines (2012-15)  
Lyndsay DeWitt (2001-02)  
Yacine Diop (2018-20)  
**Elizabeth Dixon (2019-)**  
Gwen Doyle (1990-92)  
Joan Dunaway Burks (1977-81)  
Bionca Dunham (2016-20)  
Asia Durr (2015-2019)  
Lindsey Duvall (2017-20)  
Shawnta' Dyer (2011-15)

### E

Carol Edwards (1990-93)  
Stephanie Edwards (1980-85)  
Elizabeth Egger (1978-80)  
Marla Inman Eltrevoog (1994-97)

Susan Elpers (1981-82)  
Carla English (1982-84)  
**Dana Evans (2017-)**  
Kiara Evans (2007-08)

### F

Erika Fall (1993-95)  
Kala Faulkner (2006-07)  
Alesia Fields (1976-77)  
Tiana Ford (1999-03)  
Shelia Foree (1979-81)  
Ariana Freeman (2014-15)  
Karen Frierson (1981-83)  
Sam Fuehring (2015-2019)

### G

Rachel Garner (1996-98)  
Valerie Gay (1980-83)  
Tia Gibbs (2010-14)  
Latasha Glanton (1991-95)  
April Goddard (1995-99)  
Alice Gonzales (1976-78)  
Kim Graham (2000-04)  
Stephanie Greathouse (1976-77)  
**Nyah Green (2019-)**  
Ronna Greenberg (1982-83)  
Denise Griffith (1976-79)

### H

Charlotte Hahn  
Sara Hammond (2011-15)  
Shelby Harper (2009-13)  
Polly Harrington (2010-11)  
Haley Harris (1995-97)  
Zena Heckstall (1983-88)  
Emmonnie Henderson (2013-15)  
Kathy Henry (1983-84)  
Stacey Hillman (1995-00)  
Keshia Hines (2007-11)  
Myisha Hines-Allen (2014-2018)  
LaKisha Hoffman (2001-02)  
Gayle Horstman (1979-82)  
Janae Howard (2008-09)  
Cindy Huffines (1987-89)  
Jessica Huggins (2002-06)  
Renee Huntsinger (1989-93)

### I

Shamika Ingram (1998-02)  
Michelle Irwin (1998-99)  
Sandie Itell (1985-87)

### J

Briahanna Jackson (2015-2017)  
Erica Jackson (1989-91)  
Mary Jackson (2008-09)  
Sonia Jenkins (1982-86)  
Angie Johnson (1987-91)  
Ciera Johnson (2016-17)  
Helen Johnson (2005-07)  
LaToya Johnson (2009-11)  
Taylor Johnson (2016-17)  
Annette Jones (1985-87)  
Brianna Jones (2015-2017)  
Dorothy Jones (1984-88)  
Jazmine Jones (2016-20)  
Pam Jones (1976-79)  
Renee Jones (1985-89)

### K

Loretta Kakala (2017-2018)  
Terry Keown (1977)

Kara Kessans (1998-02)  
Tatjana Kiseljova (2003-05)  
Jenny Knight (1996-00)  
Nell Knox (1989-93)  
**Norika Konno (2019-)**

### L

Jessica Laemmle (2016-20)  
Troya Landrum (1987-89)  
Patricia Lawrence  
Jenna Lemnus (2003-05)  
Linda Little (1975-76)  
Molly Lockhart (2018-20)  
Monique Lonergan (1994-95)  
Jaime Ludwig (1994-98)  
Karen Ludwig (1976-77)

### M

Von Macklin (1975-77)  
Jan Martin  
Jody Martin (1990-94)  
Kamala Martin (1994-95)  
Mary Martin (1993-95)  
Shakita Martin (2002-03)  
Kristin Mattox (1992-96)  
Heather McClellan (1991-92)  
Angel McCoughtry (2005-09)  
Dayna McGrath (1991-96)  
Janet McNew (1979-83)  
Alice Miller (1976)  
Jessica Miller (1995-98)  
Meghan Miller (1990-94)  
Sabrina Minter (2002-03)  
Lesia Moore (1982-83)  
Mariya Moore (2014-2017)  
Jill Morton (1996-00)  
Valeriya Musina (2004-06)

### N

Connie Neal (2002-06)  
Lori Nero (2002-03)  
Monny Niamke (2013-14)  
Dana Nichols (1984-88)  
Sara Nord (2000-04)  
Sarah Norman (2003-06)

### O

Becki Odrick (1983-84)  
Katie Olson (2003-07)  
Valerie Owens (1976-80)

### P

Nee Nee Parham (2003-04)  
**Ramani Parker (2019-)**  
Melissa Patterson (1984-89)  
Jenny Pearson (1991-93)  
Paula Perczynski (1986-87)  
Amanda Peters (1999-00)  
Joleen Phillips (2004-05)  
Deborah Philpot (1981-85)  
Cindy Piet-Cruz (1977-79)  
Michelle Poindexter (2006-07)  
Becky Pope (1976-80)  
Tracy Pride (1987-90)

### R

Brandie Radde (2006-10)  
Shana Raglin (1994-95)  
Elisha Bailey (1997-98)  
Ashley Rainey (2009-10)  
Marilyn Reckelhoff (1984-88)  
Monique Reid (2008-13)

Emily Roberson (1998-99)  
TuWana Roberts (1976-77)  
Falesha Robertson (1999-00)  
Seygan Robins (2018-20)  
**Mykasa Robinson (2018-)**  
Janelle Romney (1999-00)  
Kelly Rose (1989-93)  
Gwen Rucker (2008-10)

### S

Jude Schimmel (2011-15)  
Shoni Schimmel (2010-14)  
Alice Schroerlucke  
Leatrice Scott (1993-95)  
Kylee Shook (2016-20)  
Courtney Simmons (2006-08)  
Nina Simotes (2001-05)  
Jenn Skaggs (2005-06)  
Antonita Slaughter (2010-14)  
Toni Slaughter (2006-07)  
Bria Smith (2011-15)  
Cathy Smith (1988-90)  
Jasmine Smith (2006-08)  
Katie Smith (1999-00)  
**Kianna Smith (2019-)**  
Kim Smith (1983-84)  
Misty Smith (1994-98)  
Rosaland Smith (1979-83)  
Trish Smith (1989-91)  
Marju Sober (1999-02)  
Jackie Spencer (1981-85)  
Tiera Stephen (2008-09)  
Lauren Stewart (2003-04)  
Mary Stivers (1976-78)  
Rachel Story (2009-11)  
Dierdre Stunson (1978-82)  
Nova Sweet (1990-94)

### T

Charmaine Tay (2010-11)  
Asia Taylor (2009-14)  
Missy Taylor (2004-06)  
Laura Terry (2007-10)  
Kiva Thomas (1992-96)  
Yuliya Tokova (2004-08)  
Elfreda Tucker (1983-85)  
Tuonisia Turner (1988-92)

### V

Sheronne Vails (2010-15)  
Rochelle Van Leer (1984-86)  
Micki Vick (1976-79)

### W

Jamie Wadell (1976)  
Sandy Walker  
Courtnee Walton (2012-2017)  
Arlene Walz (1976-77)  
Cierra Warren (2011-12)  
Jaycee Warren (1988-89)  
Erica Washington (1980-83)  
Dakota Weatherford (2015-16)  
Yvette Widmer (1980-81)  
Reene Wilkins (1976)  
Amanda Wolke (2001-03)  
Chauntise Wright (2005-10)  
Toni Wright (1984-88)

### Z

Sydney Zambrotta (2016-2018)



## Team Records

### Game

**Most Points** — 115, vs. Murray State, 11/24/17  
**Most Points in a Half** — 61 vs. Canisius, 12/20/00  
**Most Points by an Opponent** — 114, Vanderbilt, 2/18/86  
**Most Points by Both Teams** — 196, Louisville (108) vs. Eastern Kentucky (88), 1/28/88  
**Fewest Points Scored in a Half** — 12 vs. Connecticut, 3/10/09  
**Fewest Points Scored in a Half by an Opponent** — 8, Houston Baptist, 11/17/10  
**Fewest Points Scored in a Game** — 32 vs. Vanderbilt, 1/7/02  
**Fewest Points Scored in a Game by an Opponent** — 25, vs. Centre College, 11/29/77; 25, vs. Tennessee St., 12/31/12  
**Most Field Goals Made** — 47, vs. Murray State, 11/24/17  
**Most Field Goals Attempted** — 89, vs. Bradley, 12/9/90  
**Best Field Goal Percentage** — .690 (40 of 58) vs. Eastern Kentucky, 1/28/88  
**Most Rebounds** — 68 vs. Loyola Chicago, 11/9/13  
**Most Offensive Rebounds** — 33, vs. Memphis State, 1/8/90  
**Most Free Throws Made** — 31, vs. Western Kentucky, 12/12/04, vs. Tennessee State, 12/2/18  
**Most Free Throws Attempted** — 48, vs. Western Kentucky, 12/12/04  
**Best Free Throw Percentage (Min. 10 attempts)** — 1.000 (10-10) vs. Chattanooga, 11/21/16  
**Most 3-Point Field Goals Made** — 18, vs. Syracuse, 2/11/12  
**Most 3-Point Field Goals Attempted** — 36, vs. Providence, 1/3/07  
**Best 3-Point Field Goal Percentage** — .833 (5-6) vs. Delaware, 11/28/07  
**Most Assists** — 35, vs. Tennessee State, 1/17/87  
**Most Blocked Shots** — 13, vs. Kentucky State, 1/25/84  
**Most Steals** — 29, vs. National College, 1/10/83  
**Most Turnovers** — 38, vs. Kentucky, 12/20/09  
**Most Opponent Turnovers** — 39, Northeastern Illinois, 1/13/92  
**Fewest Turnovers** — 3, vs. Oregon State, 3/25/18  
**Worst Defeat** — 55 points, vs. South Carolina (98-43), 1/17/80

### Season

**Points Scored** — 2,999, 2013-14, 38 Games  
**Average Points** — 79.0, 1990-91, 35 Games  
**Points Scored by Opponents** — 2,420, 1990-91, 35 Games  
**Most Field Goals Made** — 1,147, 2017-18, 39 Games  
**Most Field Goals Attempted** — 2,452, 1990-91, 35 Games  
**Best Field Goal Percentage** — .482 (1147 of 2379), 2017-18, 39 Games  
**Most Field Goals Made by Opponent** — 964, 1979-80, 34 Games

**Most Field Goals Attempted by Opponent** — 2,238, 1979-80, 34 Games  
**Best Field Goal Percentage by Opponent** — .452 (917 of 2029), 1983-84, 34 Games  
**Most Rebounds** — 1,623, 2013-14, 38 Games  
**Best Rebound Average** — 47.7, 1978-79, 27 Games  
**Most Fouls** — 787, 1990-91, 35 Games  
**Most Free Throws Made** — 624, 2008-09, 39 Games  
**Most Free Throws Attempted** — 856, 2008-09, 39 Games  
**Highest Free Throw Percentage** — .752 (457-608), 2017-18, 39 Games  
**Most 3-Point Field Goals Made** — 282, 2018-19, 36 Games  
**Most 3-Point Field Goals Attempted** — 789, 2018-19, 36 Games  
**Highest 3-Point Field Goal Percentage** — .442 (50 of 113), 1987-88, 28 Games  
**Most Assists** — 655, 2017-18, 39 Games  
**Best Assist Average** — 18.8, 1983-84, 31 Games  
**Most Blocked Shots** — 178, 2006-07, 35 Games  
**Best Block Average** — 5.47, 2019-20, 32 Games  
**Most Steals** — 436, 2012-13, 38 Games  
**Best Steal Average** — 11.8, 1990-91, 35 Games  
**Most Turnovers** — 790, 1979-80, 34 Games  
**Worst Turnover Average** — 24.5 (687 turnovers), 1980-81, 28 Games  
**Most Games Played** — 39, 2008-09; 2017-18  
**Fewest Games Played** — 22, 1976-77  
**Best Record** — 36-3 (.923), 2017-18  
**Best Conference Record** — 15-1 (.938), 2015-16 (ACC); 15-1 (.938), 2017-18 (ACC)  
**Most Wins** — 36, 2017-18  
**Most Conference Wins** — 16 (16-2), 2013-14, The American; 16 (16-2), 2019-20, ACC  
**Worst Record** — 4-24 (.143), 1988-89  
**Most Losses** — 24, 1988-89  
**Most Conference Losses** — 12, 1988-89 (Metro Conference)  
**Longest Winning Streak** — 20, 2017-18 (11/12/17 - 1/18/18)  
**Longest Home Winning Streak** — 17, (11/10/06 - 2/20/07); (11/9/13 - 2/23/14)  
**Longest Road Winning Streak** — 13 (12/18/15 - 12/21/16); (2/9/17-2/4/18)  
**Longest Conference Winning Streak** — 11, 1/12/01-2/18/01 (Conference USA); 11, 12/29/13-2/4/14 (The American)  
**Longest Losing Streak** — 11, 1/2/89-2/4/89  
**Earliest Season Opener** — 11/5/19, vs. Western Kentucky (W, 75-56)  
**Best Season Start** — 20-0, 2017-18  
**Best Conference Start** — 11-0, 2013-14 (The American)

### Miscellaneous Records

**Record in Five Point Games** — Won 37, Lost 30; Home 19-9, Away 14-14, Neutral 4-7  
**Record in Four Point Games** — Won 35, Lost 25; Home 13-10, Away 17-12, Neutral 5-3  
**Record in Three Point Games** — Won 27, Lost 36; Home 11-12, Away 11-17, Neutral 5-7

**Record in Two Point Games** — Won 31, Lost 30; Home 13-10, Away 13-11, Neutral 5-9  
**Record in One Point Games** — Won 28, Lost 19; Home 11-10, Away 13-6, Neutral 4-3  
**Overall Record in Five or Less Point Games** — Won 158, Lost 140; Home 67-51, Away 68-60, Neutral 23-29

### Biggest Wins

UofL has won by at least 40 points on 64 occasions

Mar.	Date	Opponent	Score
80	Dec. 18, 1996	Coastal Carolina	109-29
74	Dec. 21, 2012	Wagner	106-32
72	Nov. 29, 1977	at Centre College	97-25
66	Nov. 17, 2010	Houston Baptist	100-34
65	Dec. 10, 2011	Gardner Webb	92-27
64	Nov. 24, 2017	Murray State	115-51
63	Dec. 31, 2012	Tennessee State	88-25
62	Feb. 12, 1976	Hanover College	89-27
60	Nov. 20, 2014	Belmont	95-35
59	Dec. 7, 2013	Wright State	99-40
59	Dec. 2, 2010	Miss. Valley State	96-37
57	Nov. 21, 2013	Ohio	90-33
56	Dec. 8, 2012	Valparaiso	96-40
55	Dec. 2, 2018	Tennessee State	107-52
55	Dec. 14, 2013	Austin Peay	108-53
54	Dec. 9, 2017	MTSU	80-26
54	Dec. 15, 2014	Old Dominion	100-46
54	Nov. 19, 2010	Southeast Missouri	97-43
54	Jan. 22, 1977	Evansville	101-47
53	Dec. 14, 2016	South Dakota State	83-30
52	Dec. 19, 2004	Murray State	97-45
51	Dec. 12, 2001	Coppin State	96-45
50	Jan. 13, 1992	NE Illinois	96-46
49	Nov. 21, 2019	Chattanooga	86-37
49	Dec. 29, 1996	Central Connecticut	95-46
49	Dec. 29, 1994	Buffalo	91-42
49	Jan. 27, 1992	Virginia Tech	93-44
48	Jan. 17, 2019	Virginia	91-43
48	Feb. 10, 2007	Syracuse	98-50
48	Dec. 13, 2002	IPFW	104-56
48	Jan. 16, 1993	South Florida	94-46
48	Feb. 23, 1991	Appalachian State (N)	109-61
48	Feb. 25, 1976	Georgetown College	94-46
47	Nov. 9, 2013	Loyola Chicago	101-54
47	Jan. 5, 1994	Western Carolina	104-57
47	Nov. 11, 2012	Portland	95-48
46	Jan. 9, 2020	at Miami	87-41
46	March 23, 2014	Idaho	88-42
46	Feb. 28, 1998	UAB	90-44
46	Nov. 28, 1980	Fordham (N)	101-55
45	March 8, 2014	Houston (N)	88-43
45	Nov. 19, 2006	Furman	89-44
45	Dec. 27, 1997	Monmouth (N)	89-44
45	Nov. 26, 1985	at Kentucky State	93-48
44	Nov. 20, 2016	Lafayette	92-48
44	Nov. 26, 2005	Georgia Southern (N)	88-44
44	Feb. 18, 1991	at Cincinnati	90-46
43	Nov. 11, 2016	at UT Martin	100-57
43	Dec. 8, 1994	Evansville	84-41
42	Dec. 18, 2016	Evansville	89-47
42	Jan. 28, 2016	Clemson	75-33
42	Dec. 15, 2015	Dartmouth	94-52
42	Dec. 3, 2013	Missouri State	91-49



## Team Records

42	Dec. 30, 2008	New Hampshire	82-40
42	Dec. 29, 1990	Saint Louis	92-50
41	Nov. 28, 2014	Lafayette	102-61
41	Jan. 21, 2014	at Houston	93-52
41	Dec. 30, 2005	Saint Francis	90-49
40	6 times (Last vs. UT Martin -12/14/18)		102-62

### Overtime Results

Overall 25-19 | Home 15-6 | Away 8-11 | Neutral 2-2

Date	Opponent	Score
Jan. 20, 1978	Northern Kentucky	W, 87-83 (2OT)
Feb. 25, 1978	Memphis State	W, 99-94
Jan. 29, 1980	at Michigan	L, 86-89
Feb. 7, 1983	Morehead State	W, 81-68
Jan. 3, 1984	Cincinnati	W, 76-70
Jan. 25, 1984	Kentucky State	L, 85-87
Feb. 25, 1989	Memphis State	L, 76-80
Dec. 9, 1989	Eastern Kentucky	W, 85-84
Jan. 6, 1990	Southern Mississippi	W, 82-76
Jan. 13, 1990	at Florida State	L, 66-69
Jan. 20, 1990	at Morehead State	W, 78-71
Dec. 20, 1990	Indiana State	W, 92-86
Mar. 8, 1994	UNC Charlotte (N)	L, 62-65
Dec. 5, 1994	at Illinois	L, 75-82
Jan. 11, 1995	Kentucky	W, 77-76
Mar. 9, 1995	Tulane	W, 70-65
Jan. 26, 1996	Tulane	L, 72-73
Feb. 16, 1996	UNC Charlotte	W, 71-67
Jan. 9, 1998	at South Florida	W, 83-70
Dec. 5, 1998	at Missouri	L, 76-87
Jan. 12, 2001	at DePaul	W, 99-97
Feb. 8, 2001	Marquette	W, 79-74
Feb. 15, 2002	at DePaul	L, 81-83
Feb. 16, 2003	Cincinnati	L, 66-73 (2OT)
Nov. 29, 2003	at Vanderbilt	L, 68-73
Dec. 3, 2003	at Kentucky	L, 80-84
Jan. 25, 2004	at Houston	W, 77-75
Feb. 22, 2004	East Carolina	W, 79-75
Feb. 11, 2005	at Charlotte	W, 63-60
Feb. 13, 2005	at East Carolina	L, 65-71
Jan. 3, 2007	at Providence	L, 94-106 (2OT)
Feb. 26, 2007	West Virginia	L, 71-76
Mar. 8, 2009	vs. Rutgers (N)	W, 87-82 (2OT)
Jan. 5, 2010	at DePaul	L, 70-76
Feb. 2, 2010	Cincinnati	L, 68-74
Jan. 14, 2012	at Rutgers	L, 68-71
Feb. 14, 2012	at Pittsburgh	W, 71-66
March 4, 2012	vs. St. John's (N)	L, 61-68
Jan. 8, 2013	Rutgers	W, 66-57
Nov. 17, 2013	at Oklahoma	W, 97-92
Nov. 24, 2013	Florida State	W, 69-59
March 6, 2015	North Carolina (N)	W, 77-75
Dec. 4, 2016	Kentucky	W, 69-67
Jan. 5, 2017	at Virginia	W, 86-81
Nov. 12, 2017	at Ohio State	W, 95-90
March 20, 2018	vs. Mississippi St.	L, 73-63
Dec. 19, 2019	at UT Martin	W, 71-63 (2OT)

### 100-Point Scoring Games

Date	Opponent	Score
Nov. 24, 2017	vs. Murray State	W, 115-51
Dec. 18, 1996	at Coastal Carolina	W, 109-29
Feb. 23, 1991	Appalachian St. (N)	W, 109-61

Dec. 14, 2013	Austin Peay	W, 108-53
Jan. 28, 1988	Eastern Kentucky	W, 108-88
Dec. 2, 2018	Tennessee State	W, 107-62
Dec. 21, 2012	Wagner	W, 106-32
Dec. 17, 2013	at Ball State	W, 105-67
Nov. 26, 2011	at Murray State	W, 105-62
Dec. 13, 2002	IPFW	W, 104-56
Jan. 5, 1994	Western Carolina	W, 104-57
Nov. 6, 2018	at Western Kentucky	W, 102-80
Dec. 4, 2018	UT Martin	W, 102-62
Nov. 28, 2014	Lafayette	W, 102-61
Nov. 12, 2006	Memphis	W, 102-64
Nov. 9, 2013	Loyola Chicago	W, 101-54
Nov. 28, 1980	Fordham (N)	W, 101-55
Jan. 22, 1977	Evansville	W, 101-47
Jan. 11, 2018	vs. Notre Dame	W, 100-67
Dec. 15, 2014	Old Dominion	W, 100-46
Nov. 11, 2013	Quinnipiac	W, 100-82
Nov. 29, 2010	at IPFW	W, 100-79
Nov. 17, 2010	Houston Baptist	W, 100-34
Jan. 23, 1993	at VCU	W, 100-65
Nov. 11, 2016	at UT Martin	W, 100-57

### 90-Point Scoring Games

Date	Opponent	Score
Dec. 7, 2013	Wright State	W, 99-40
Jan. 12, 2001	at DePaul	W, 99-97 (OT)
Dec. 4, 1999	Maryland Eastern Shore	W, 99-59
Nov. 28, 1998	Illinois State (N)	W, 99-48
Feb. 25, 1978	Memphis State	W, 99-94 (OT)
Nov. 24, 2019	Boise State	W, 98-82
Dec. 28, 2007	Mercer	W, 98-74
Feb. 10, 2007	Syracuse	W, 98-50
Jan. 2, 1993	Coppin State	W, 98-59
Feb. 15, 1992	So. Mississippi	W, 98-67
Feb. 22, 1991	Northern Arizona (N)	W, 98-58
Mar. 24, 2017	Baylor (N)	L, 97-63
Nov. 17, 2013	at Oklahoma	W, 97-92 (OT)
Nov. 19, 2010	Southeast Missouri	W, 97-43
Dec. 19, 2004	Murray State	W, 97-45
Nov. 26, 1994	at Murray State	W, 97-63
Jan. 4, 1984	National College	W, 97-65
Feb. 11, 1982	National College	W, 97-62
Nov. 29, 1977	at Centre College	W, 97-25
Dec. 2, 2010	Miss. Valley State	W, 96-37
March 8, 2008	St. John's	W, 96-74
Dec. 12, 2001	Coppin State	W, 96-45
Jan. 13, 1992	NE Illinois	W, 96-46
Jan. 21, 1991	at Memphis State	W, 96-83
Dec. 8, 2012	Valparaiso	W, 96-40
Nov. 26, 2018	Miami (OH)	W, 95-73
Dec. 12, 2017	Tennessee State	W, 95-56
Nov. 12, 2017	at Ohio State	W, 95-90 (OT)
Nov. 20, 2014	Belmont	W, 95-35
Dec. 29, 2008	Central Michigan	W, 95-72
Feb. 8, 2002	Memphis	W, 95-88
Dec. 29, 1996	Central Connecticut	W, 95-46
Nov. 11, 2012	Portland	W, 95-48
Dec. 15, 2015	Dartmouth	W, 94-52
Jan. 3, 2007	at Providence	L, 94-106
Dec. 9, 2003	at Ball State	W, 94-86
Jan. 16, 1993	South Florida	W, 94-46
Jan. 25, 1992	VCU	W, 94-57
Jan. 29, 1984	New Orleans	W, 94-87

Dec. 18, 1978	Florida State	W, 94-60
Jan. 25, 1976	Georgetown College	W, 94-46
Nov. 20, 2012	vs. Central Florida	W, 94-73
Jan. 21, 2014	at Houston	W, 93-52
Dec. 29, 2006	Eastern Illinois	W, 93-75
Dec. 28, 2003	Florida Atlantic	W, 93-67
Feb. 2, 2003	Southern Miss	W, 93-61
Dec. 21, 1997	Arkansas St.	W, 93-80
Jan. 2, 1994	Cincinnati	W, 93-60
March 3, 1993	at NE Illinois	W, 93-61
Jan. 27, 1992	Virginia Tech	W, 93-44
Dec. 18, 1986	Morehead State	W, 93-65
Nov. 26, 1985	at Kentucky State	W, 93-48
Jan. 10, 1985	Memphis State	L, 93-99
Nov. 25, 1984	at W. Michigan	W, 93-83
Jan. 9, 1982	at Cleveland State	W, 93-73
Feb. 28, 2019	vs. NC State	W, 92-62
Dec. 15, 2018	Northern Kentucky	W, 92-59
Nov. 20, 2016	Lafayette	W, 92-48
Jan. 17, 2016	at NC State	W, 92-90
Dec. 10, 2011	Gardner Webb	W, 92-27
Dec. 28, 2010	Tennessee-Martin	W, 92-67
Jan. 2, 2003	Vanderbilt	W, 92-82
Dec. 28, 2001	Miami (Ohio)	W, 92-71
Dec. 28, 2000	Niagara	W, 92-62
Feb. 10, 1995	South Florida	W, 92-69
March 11, 1993	Virginia Tech	W, 92-73
Dec. 9, 1991	Boston College (N)	W, 92-78
Feb. 14, 1991	Austin Peay	W, 92-64
Jan. 26, 1991	Memphis State	W, 92-83
Dec. 29, 1990	St. Louis	W, 92-50
Dec. 20, 1990	Indiana State	W, 92-86 (OT)
Jan. 17, 2019	Virginia	W, 91-43
Dec. 5, 2017	UT Martin	W, 91-56
Jan. 18, 2017	Georgia Tech	W, 91-51
Dec. 29, 2016	Syracuse	W, 91-76
Nov. 16, 2016	at Middle Tennessee	W, 91-72
Dec. 3, 2013	Missouri State	W, 91-49
Dec. 13, 2009	IPFW	W, 91-62
Feb. 20, 2007	St. John's	W, 91-62
Dec. 22, 2002	Eastern Illinois	W, 91-58
Dec. 29, 2000	Austin Peay	W, 91-68
Jan. 2, 1998	DePaul	W, 91-80
Dec. 29, 1994	Buffalo	W, 91-42
Feb. 29, 1992	South Florida	W, 91-86
Feb. 22, 1992	at VCU	W, 91-54
Feb. 8, 1990	at Austin Peay	W, 91-87
Feb. 10, 1986	Virginia Tech	W, 91-76
Dec. 1, 1979	Southern Illinois	W, 91-75
Feb. 14, 1978	at Marshall	W, 91-62
March 18, 2018	Marquette	W, 90-72
Nov. 14, 2017	Toledo	W, 90-55
Nov. 21, 2013	Ohio	W, 90-33
Jan. 3, 2006	at Syracuse	W, 90-73
Dec. 30, 2005	Saint Francis (Pa.)	W, 90-49
Jan. 19, 2003	Houston	W, 90-78
Feb. 28, 1998	UAB	W, 90-44
Feb. 18, 1991	at Cincinnati	W, 90-46
Dec. 3, 1986	at Eastern Kentucky	W, 90-85
Dec. 3, 1984	IUPUI	W, 90-63
March 4, 1978	Morehead State (N)	W, 90-62
Jan. 14, 1978	Bellarmine	W, 90-63
Nov. 15, 2012	Austin Peay	W, 90-52



# Scoring Records

## Points Scored

### Most Points Scored/Game

1. 47	Asia Durr vs. NC State	2-28-19
47	Asia Durr at Ohio State	11-12-17
3. 43	Angel McCoughtry vs. Providence	1-31-09
4. 41	Angel McCoughtry vs. DePaul	2-10-08
41	Angel McCoughtry vs. E. Illinois	12-29-06
6. 40	Jody Martin vs. Cincinnati	1-2-94
7. 39	Angel McCoughtry vs. Minnesota	11-28-07
8. 38	Asia Durr at Georgia Tech	12-28-17
38	Shoni Schimmel vs. USF	1-30-13
38	Angel McCoughtry vs. Butler	12-18-06
11. 37	Erica Washington vs. Murray State	12-6-80
12. 36	Asia Durr vs. Notre Dame	1-11-18
36	Asia Durr vs. Syracuse	12-29-16
36	Nell Knox vs. Tulane	1-9-93

### Most Points Scored/By a Senior

47	Asia Durr vs. NC State	2-28-19
----	------------------------	---------

### Most Points Scored/By a Junior

47	Asia Durr at Ohio State	1-11-18
----	-------------------------	---------

### Most Points Scored/By a Sophomore

41	Angel McCoughtry vs. E. Illinois	12-29-06
----	----------------------------------	----------

### Most Points Scored/By a Freshman

37	Erica Washington vs. Murray State	12-6-80
----	-----------------------------------	---------

### Most Points Scored/Season

1.	Angel McCoughtry, 2008-09	901
2.	Angel McCoughtry, 2007-08	858
3.	Angel McCoughtry, 2006-07	754
4.	Asia Durr, 2018-19	742
5.	Asia Durr, 2017-18	709
6.	Asia Durr, 2016-17	692
7.	Shoni Schimmel, 2013-14	663
8.	Nell Knox, 1992-93	630
9.	Gwen Doyle, 1990-91	626
10.	Sharon Bellamy, 1998-99	600

### Most Points Scored/Senior Season

901	Angel McCoughtry	2008-09
-----	------------------	---------

### Most Points Scored/Junior Season

858	Angel McCoughtry	2007-08
-----	------------------	---------

### Most Points Scored/Sophomore Season

754	Angel McCoughtry	2006-07
-----	------------------	---------

### Most Points Scored/Freshman Season

626	Gwen Doyle	1990-91
-----	------------	---------

### Most Points Scored/Career

1.	Angel McCoughtry, 2005-09	2,779
2.	Asia Durr, 2015-19	2,485
3.	Shoni Schimmel, 2010-14	2,174
4.	Myisha Hines-Allen, 2014-18	2,028
5.	Nell Knox, 1989-93	1,899
6.	Jazz Covington, 2003-07	1,805
7.	Kristin Mattox, 1992-96	1,737
8.	Monique Reid, 2008-13	1,725
9.	Sara Nord, 2000-04	1,645
10.	Sharon Bellamy, 1995-99	1,577

## Scoring Averages

### Highest Scoring Average/Season

1.	Angel McCoughtry, 2007-08	36	858	23.8
2.	Angel McCoughtry, 2008-09	39	901	23.1
3.	Angel McCoughtry, 2006-07	35	754	21.5
4.	Asia Durr, 2018-19	36	742	21.2
5.	Kristin Mattox, 1995-96	27	557	20.6
6.	Nell Knox, 1992-93	31	630	20.3
7.	Asia Durr, 2016-17	36	692	19.2
8.	Jody Martin, 1993-94	26	492	18.9
9.	Sharon Bellamy, 1998-99	32	600	18.8
10.	Asia Durr, 2017-18	38	709	18.7

### Highest Scoring Average/Career

(min. 50 games)

1.	Angel McCoughtry, 2005-09	139	2,779	20.0
2.	Asia Durr, 2015-19	140	2,485	17.8
3.	Gwen Doyle, 1990-92	64	1,104	17.3
4.	Nell Knox, 1989-93	124	1,899	15.3
5.	Shoni Schimmel, 2010-14	142	2,174	15.3
6.	Kristin Mattox, 1992-96	116	1,737	15.0
7.	Jazz Covington, 2003-07	125	1,805	14.4
8.	Myisha Hines-Allen, 2014-18	142	2,028	14.3
9.	Sara Nord, 2000-04	118	1,645	13.9
10.	Sharon Bellamy, 1995-99	119	1,577	13.3

## Year-By-Year Scoring Leaders

Year	Player	Class	Pos.	G	Pts.	Avg.
2019-20	Dana Evans	Jr.	G	32	539	18.0
2018-19	Asia Durr	Sr.	G	36	742	21.2
2017-18	Asia Durr	Jr.	G	38	709	18.7
2016-17	Asia Durr	So.	G	36	692	19.2
2015-16	Myisha Hines-Allen	So.	F	33	581	17.6
2014-15	Mariya Moore	Fr.	F	34	454	13.4
2013-14	Shoni Schimmel	Sr.	G	38	663	17.4
2012-13	Shoni Schimmel	Jr.	G	38	539	14.2
2011-12	Shoni Schimmel	So.	G	31	444	14.3
2010-11	Monique Reid	Jr.	F	35	544	15.5
2009-10	Monique Reid	So.	F	32	588	18.4
2008-09	Angel McCoughtry	Sr.	F	39	901	23.1
2007-08	Angel McCoughtry	Jr.	F	36	858	23.8
2006-07	Angel McCoughtry	So.	F	35	754	21.5
2005-06	Jazz Covington	Jr.	C	29	397	13.7
2004-05	Jazz Covington	So.	C	31	551	17.8
2003-04	Sara Nord	Sr.	G	30	518	17.3
2002-03	Lori Nero	Sr.	C	24	417	17.4
2001-02	Marju Sober	Sr.	G	30	362	12.1
2000-01	Marju Sober	Jr.	G	29	412	14.2
1999-00	Jill Morton	Sr.	G	27	469	17.4
1998-99	Sharon Bellamy	Sr.	C	32	600	18.8
1997-98	Sharon Bellamy	Jr.	C	31	491	15.8
1996-97	Marla Inman Eltrevoog	Sr.	G	29	408	14.1
1995-96	Kristin Mattox	Sr.	F	27	557	20.6
1994-95	Leatrice Scott	Sr.	G	33	462	14.0
1993-94	Jody Martin	Sr.	G/F	26	492	18.9
1992-93	Nell Knox	Sr.	C	31	630	20.3
1991-92	Gwen Doyle	So.	F	29	478	16.5
1990-91	Gwen Doyle	Fr.	F	35	626	17.9
1989-90	Nell Knox	Fr.	C	29	382	13.2
1988-89	Renee Jones	Sr.	G	28	442	15.8
1987-88	Marilyn Reckelhoff	Sr.	F	28	371	13.3
1986-87	Marilyn Reckelhoff	Jr.	F	28	344	12.3
1985-86	Annette Jones	Fr.	G	28	382	13.6
1984-85	Jackie Spencer	Sr.	G	31	498	16.1
1983-84	Jackie Spencer	Jr.	G	31	453	14.6
1982-83	Rosalind Smith	Sr.	G	30	406	13.5
1981-82	Janet McNew	Jr.	F/C	26	393	15.1
1980-81	Shelia Foree	So.	F	26	403	15.5
1979-80	Janet McNew	Fr.	F	34	438	12.9
1978-79	Joan Dunaway Burks	So.	G	27	383	14.2
1977-78	Valerie Owens	So.	F	27	320	11.9
1976-77	Valerie Owens	Fr.	F	21	268	12.8



# Field Goals Records

## Field Goals Made

### Most Field Goals Made/Game

1.	17	Asia Durr vs. NC State	2-28-19
	17	Erica Washington vs. Murray St.	12-6-80
3.	16	Asia Durr at Ohio State	11-12-17
4.	15	Myisha Hines-Allen vs. Notre Dame	1-11-18
	15	Asia Durr at Georgia Tech	12-28-17
	15	Angel McCoughtry vs. Villanova	2-21-09
	15	Angel McCoughtry vs. Providence	1-31-09
	15	Angel McCoughtry vs. Minnesota	11-18-07
	15	Jody Martin vs. Cincinnati	1-4-94
10.	14	Angel McCoughtry vs. UNC	3-29-08
	14	Angel McCoughtry vs. DePaul	2-10-08
	14	Angel McCoughtry vs. Delaware	11-23-07
	14	Angel McCoughtry vs. E. Illinois	12-29-06
	14	Angel McCoughtry vs. Butler	12-18-06
	14	Nell Knox vs. Kentucky	1-6-93
	14	Gwen Doyle vs. Indiana State	12-20-90

### Most Field Goals Made/Season

1.	Angel McCoughtry, 2008-09	329
2.	Angel McCoughtry, 2007-08	321
3.	Angel McCoughtry, 2006-07	285

4.	Nell Knox, 1992-93	261
5.	Asia Durr, 2018-19	257
6.	Myisha Hines-Allen, 2015-16	246
7.	Myisha Hines-Allen, 2017-18	245
8.	Asia Durr, 2017-18	241
9.	Asia Durr, 2016-17	233
	Gwen Doyle, 1990-91	233

### Most Field Goals Made/Career

1.	Angel McCoughtry, 2005-09	1042
2.	Myisha Hines-Allen, 2014-18	879
3.	Asia Durr, 2015-19	851
4.	Nell Knox, 1989-93	803
5.	Shoni Schimmel, 2010-14	777
6.	Jazz Covington, 2003-07	716
7.	Monique Reid, 2008-13	643
8.	Jackie Spencer, 1981-85	614
9.	Kristin Mattox, 1992-96	603
10.	Janet McNew, 1979-83	602

## Field Goal Attempts

### Most Field Goal Attempts/Game

1.	31	Angel McCoughtry vs. N. Carolina	3-29-08
----	----	----------------------------------	---------

2.	30	Asia Durr vs. Clemson	3-8-19
3.	29	Asia Durr at Ohio State	11-12-17
	29	Shoni Schimmel vs. Maryland	4-1-14
5.	28	Angel McCoughtry vs. Baylor	3-28-09
	28	Angel McCoughtry vs. Providence	1-31-09
	28	Kristin Mattox vs. DePaul	1-19-96
	28	Gwen Doyle vs. Bradley	12-9-91
	28	Deborah Philpot vs. N. Carolina	2-24-85
10.	27	Asia Durr vs. NC State	2-28-19
	27	Asia Durr vs. Maryland	12-1-16

### Most Field Goal Attempts/Season

1.	Angel McCoughtry, 2008-09	753
2.	Angel McCoughtry, 2007-08	688
3.	Asia Durr, 2018-19	584
4.	Shoni Schimmel, 2013-14	574
5.	Angel McCoughtry, 2006-07	561
6.	Gwen Doyle, 1990-91	556
7.	Asia Durr, 2016-17	550
8.	Asia Durr, 2017-18	544
9.	Shoni Schimmel, 2012-13	495
10.	Shoni Schimmel, 2010-11	492

### Most Field Goal Attempts/By a Senior

753	Angel McCoughtry	2008-09
-----	------------------	---------

### Most Field Goal Attempts/By a Junior

688	Angel McCoughtry	2007-08
-----	------------------	---------

### Most Field Goal Attempts/By a Sophomore

561	Angel McCoughtry	2006-07
-----	------------------	---------

### Most Field Goal Attempts/By a Freshman

556	Gwen Doyle	1990-91
-----	------------	---------

### Most Field Goal Attempts/Career

1.	Angel McCoughtry, 2005-09	2231
2.	Shoni Schimmel, 2010-14	2011
3.	Asia Durr, 2015-19	1956
4.	Myisha Hines-Allen, 2014-18	1661
5.	Kristin Mattox, 1992-96	1487
6.	Sara Nord, 2000-04	1409
7.	Nell Knox, 1989-93	1376
8.	Jackie Spencer, 1981-85	1346
9.	Jazz Covington, 2003-07	1336
10.	Joan Dunaway Burks, 1977-80	1310

## Field Goal Percentage

### Highest Field Goal Percentage/Season

(Minimum 75 field goals made)

1.	Nell Knox, 1991-92	181-288	.628
2.	Audrey Baines, 1978-79	106-170	.624
3.	Nell Knox, 1992-93	261-420	.621
4.	Chauntise Wright, 2007-08	173-286	.605
5.	Sam Fuehring, 2017-18	147-256	.574
6.	Cierra Warren, 2011-12	75-131	.573
7.	Janet McNew, 1979-80	187-327	.572
8.	Jazz Covington, 2004-05	214-378	.566
9.	Bionca Dunham, 2018-19	121-215	.563
	Haley Harris, 1995-96	112-199	.563

### Highest Field Goal Percentage/Career

(Minimum of 250 field goal attempts)

1.	Nell Knox, 1989-93	803-1376	.584
2.	Chauntise Wright, 2005-10	318-557	.571
3.	Bionca Dunham, 2016-20	300-536	.560
4.	Sam Fuehring, 2015-19	390-712	.548
5.	Audrey Baines, 1977-80	381-703	.542
6.	Keshia Hines, 2007-11	395-734	.5381
7.	Erica Washington, 1980-83	276-513	.5380
8.	Jazz Covington, 2003-07	716-1336	.536
9.	Janet McNew, 1979-83	602-1125	.535
10.	Myisha Hines-Allen, 2014-pres	879-1661	.529
	Sharon Bellamy, 1995-99	588-1112	.529

## Year-by-Year Field Goal Percentage Leaders

(Minimum 75 field goals made)

Year	Name	Cl.	Pos	FGM	FGA	PCT
2019-20	Jazmine Jones	Sr.	G	181	336	.539
2018-19	Bionca Dunham	Jr.	F	121	215	.563
2017-18	Sam Fuehring	Jr.	F	147	256	.574
2016-17	Myisha Hines-Allen	Jr.	F	214	434	.493
2015-16	Myisha Hines-Allen	So.	F	246	450	.547
2014-15	Myisha Hines-Allen	Fr.	F	174	312	.558
2013-14	Sara Hammond	Jr.	F	156	306	.510
2012-13	Monique Reid	Sr.	F	106	200	.530
2011-12	Shawnta' Dyer	Fr.	F	90	164	.549
2010-11	Keshia Hines	Sr.	C	104	185	.562
2009-10	Keshia Hines	Jr.	C	101	193	.523
2008-09	Keshia Hines	So.	C	104	191	.545
2007-08	Chauntise Wright	Jr.	C	173	286	.605
2006-07	Chauntise Wright	So.	C	95	173	.549
2005-06	Jazz Covington	Jr.	C	154	288	.535
2004-05	Jazz Covington	So.	C	214	378	.566
2003-04	Jazz Covington	Fr.	C	187	335	.558
2002-03	Lori Nero	Sr.	C	161	302	.533
2001-02	LaKisha Hoffman	Jr.	C	135	251	.538
2000-01	Shamika Ingram	Jr.	C	101	229	.441
1999-00	Alison Bass	Sr.	F	134	295	.454
1998-99	Sharon Bellamy	Sr.	C	217	388	.559
1997-98	Sharon Bellamy	Jr.	C	190	349	.544
1996-97	Sharon Bellamy	So.	C	123	246	.500
1995-96	Haley Harris	Fr.	F	112	199	.563
1994-95	Leatrice Scott	Sr.	G	194	420	.462
1993-94	Jody Martin	Sr.	G/F	177	407	.435
1992-93	Nell Knox	Sr.	C	261	420	.621
1991-92	Nell Knox	Jr.	C	181	288	.628
1990-91	Nell Knox	So.	C	195	352	.554
1989-90	Nell Knox	Fr.	C	166	316	.525
1988-89	Renee Jones	Sr.	G	182	370	.492
1987-88	Marilyn Reckelhoff	Sr.	F	130	271	.480
1986-87	Renee Jones	So.	G	84	172	.488
1985-86	Marilyn Reckelhoff	So.	F	143	296	.483
1984-85	Deborah Philpot	Sr.	C	200	414	.483
1983-84	Devita Ceaser	Jr.	F	170	348	.489
1982-83	Janet McNew	Sr.	F/C	175	335	.522
1981-82	Janet McNew	Jr.	F/C	168	308	.545
1980-81	Erica Washington	Fr.	F/C	135	252	.536
1979-80	Janet McNew	Fr.	F/C	187	327	.572
1978-79	Audrey Baines	Jr.	C	106	170	.624
1977-78	Audrey Baines	So.	C	117	218	.537
1976-77	Audrey Baines	Fr.	C	77	152	.507



## Free Throws Records

### Free Throws Made

#### Most Free Throws Made/Game

1.	17	Sharon Bellamy vs. Marquette	2-8-99
2.	14	Monique Reid vs. USF	2-27-10
	14	Jessica Huggins vs. Western Ky.	12-12-04
4.	13	Shoni Schimmel vs. Colorado	12-21-13
	13	Bria Smith vs. DePaul	2-17-13
	13	Angel McCoughtry vs. Rutgers	3-8-09
	13	Angel McCoughtry vs. Rutgers	1-11-09
	13	Angel McCoughtry vs. Pittsburgh	1-27-08
	13	Angel McCoughtry vs. Marquette	1-23-08
	13	Angel McCoughtry vs. E. Illinois	12-29-06
	13	Jody Martin vs. UNC Charlotte	3-8-94

#### Most Free Throws Made/Season

1.	Angel McCoughtry, 2008-09	200
2.	Monique Reid, 2009-10	188
3.	Angel McCoughtry, 2007-08	166
	Sharon Bellamy, 1998-99	166
5.	Gwen Doyle, 1990-91	151
6.	Angel McCoughtry, 2006-07	140
7.	Candye Bingham, 2008-09	138
8.	Asia Durr, 2018-19	132
9.	Mariya Moore, 2015-16	125
10.	Mariya Moore, 2014-15	124

#### Most Free Throws Made/Career

1.	Angel McCoughtry, 2005-09	552
2.	Monique Reid, 2008-13	430
3.	Asia Durr, 2015-19	409
4.	Sharon Bellamy, 1995-99	401
5.	Jazz Covington, 2003-07	349
	Jill Morton, 1996-00	349
7.	Bria Smith, 2011-15	341
8.	Mariya Moore, 2014-17	328
9.	Nell Knox, 1989-93	293
10.	Myisha Hines-Allen, 2014-18	260
10.	Kristin Mattox, 1992-96	260

### Free Throws Attempted

#### Most Free Throws Attempted/Game

1.	20	Angel McCoughtry vs. Rutgers	1-11-09
	20	Sharon Bellamy vs. Marquette	2-8-99
3.	17	Angel McCoughtry vs. Rutgers	3-8-09
	17	Janelle Antoine vs. UNC Asheville	11-20-99
	17	Dana Nichols vs. Kentucky	11-28-87
6.	16	Mariya Moore vs. Georgia Tech	1-3-16
	16	Shoni Schimmel vs. Colorado	12-21-13
	16	Angel McCoughtry vs. E. Illinois	12-29-06
9.	15	Marla Inman Eltrevoog vs. Memphis	1-3-97
	15	Bria Smith vs. DePaul	2-17-13

#### Most Free Throws Attempted/Season

1.	Angel McCoughtry, 2008-09	269
2.	Monique Reid, 2009-10	233
3.	Angel McCoughtry, 2007-08	228
4.	Gwen Doyle, 1990-91	221
5.	Sharon Bellamy, 1998-99	218
6.	Angel McCoughtry, 2006-07	194
7.	Candye Bingham, 2008-09	180
8.	Jazz Covington, 2004-05	171
9.	Bria Smith, 2012-13	165
10.	Mariya Moore, 2015-16	163

#### Most Free Throws Attempted/Career

1.	Angel McCoughtry, 2005-09	774
2.	Monique Reid, 2008-13	567
3.	Sharon Bellamy, 1995-99	555
4.	Bria Smith, 2011-15	537
5.	Jazz Covington, 2003-07	528

6.	Asia Durr, 2015-19	500
7.	Nell Knox, 1989-93	446
8.	Mariya Moore, 2014-17	420
9.	Jill Morton, 1996-00	413
10.	Myisha Hines-Allen, 2014-18	368

### Free Throw Percentage

#### Highest Free Throw Percentage/Season

(Minimum 45 free throws made)

1.	Kristin Mattox, 1995-96	116-126	.921*
2.	Dana Evans, 2019-20	97-109	.890
3.	Jill Morton, 1996-97	48-54	.889
4.	Jill Morton, 1999-00	112-128	.875
5.	Sara Nord, 2001-02	61-70	.871
6.	Antonita Slaughter, 2012-13	61-71	.859
7.	Asia Durr, 2017-18	112-132	.848

8.	Becky Burke, 2011-12	60-71	.845
9.	Dana Evans, 2018-19	64-76	.842
10.	Asia Durr, 2015-16	58-69	.841

\* Led the nation this season

#### Highest Free Throw Percentage/Career

(Minimum 100 free throws made)

T1.	Dana Evans, 2017-pres	208-244	.852
T1.	Kristin Mattox, 1992-96	260-305	.852
3.	Becky Burke, 2008-12	215-254	.846
4.	Jill Morton, 1996-00	349-413	.845
5.	Asia Durr, 2015-19	409-500	.818
6.	Kim Graham, 2000-04	131-162	.809
7.	Sara Nord, 2000-04	251-315	.797
8.	Antonita Slaughter, 2010-14	124-156	.795
9.	Jenny Knight, 1996-00	225-286	.787
10.	Mariya Moore, 2014-2017	328-420	.781

### Year-by-Year Free Throw Percentage Leaders

(Minimum 35 free throws made)

Year	Name	Cl.	Pos.	FTM	FTA	PCT
2019-20	Dana Evans	Jr.	G	97	109	.890
2018-19	Dana Evans	So.	G	64	76	.842
2017-18	Asia Durr	Jr.	G	112	132	.848
2016-17	Asia Durr	So.	G	107	137	.781
2015-16	Asia Durr	Fr.	G	58	69	.841
2014-15	Mariya Moore	Fr.	G/F	124	154	.805
2013-14	Shoni Schimmel	Sr.	G	89	109	.817
2012-13	Antonita Slaughter	Jr.	G	61	71	.859
2011-12	Becky Burke	Sr.	G	60	71	.845
2010-11	Becky Burke	Jr.	G	39	43	.907
2009-10	Monique Reid	So.	F	188	233	.807
2008-09	Becky Burke	Fr.	G	38	43	.884
2007-08	Angel McCoughtry	Jr.	F	166	228	.728
2006-07	Angel McCoughtry	So.	F	140	194	.722
2005-06	Missy Taylor	Jr.	F	39	50	.780
2004-05	Jessica Huggins	Jr.	G	69	89	.775
2003-04	Sara Nord	Sr.	G	70	87	.805
2002-03	Sara Nord	Jr.	G	55	73	.753
2001-02	Sara Nord	So.	G	61	70	.871
2000-01	Marju Sober	Jr.	G	36	46	.783
1999-00	Jill Morton	Sr.	G	112	128	.875
1998-99	Jill Morton	Jr.	G	95	117	.812
1997-98	Jill Morton	So.	G	94	114	.825
1996-97	Jill Morton	Fr.	G	48	54	.889
1995-96	Kristin Mattox	Sr.	F	116	126	.921
1994-95	Kristin Mattox	Jr.	F	62	74	.838
1993-94	Kristin Mattox	So.	F	43	53	.811
1992-93	Carol Edwards	Sr.	G	83	110	.755
1991-92	Tuonisia Turner	Sr.	G	56	75	.747
1990-91	Renee Huntsinger	So.	G	61	79	.772
1989-90	Tuonisia Turner	So.	G	83	116	.716
1988-89	Renee Jones	Sr.	G	77	111	.694
1987-88	Marilyn Reckelhoff	Sr.	F	73	92	.793
1986-87	Marilyn Reckelhoff	Jr.	F	68	90	.747
1985-86	Marilyn Reckelhoff	So.	F	59	79	.695
1984-85	Devita Ceaser	Sr.	F	41	59	.690
1983-84	Devita Ceaser	Jr.	F	49	69	.710
1982-83	Janet McNew	Sr.	F	43	59	.729
1981-82	Janet McNew	Jr.	F	57	71	.803
1980-81	Rosalind Smith	So.	G	52	63	.825
1979-80	Joan Dunaway Burks	Jr.	G	52	68	.765
1978-79	Denise Griffith	Sr.	F	68	103	.660
1977-78	Pam Jones	So.	G	58	73	.795



# 3-Point Field Goals Records

## 3-Point Field Goals Made

### Most 3-Point Field Goals/Game

1.	11	Asia Durr vs. NC State	2-28-19
2.	9	Asia Durr at Ohio State	11-12-17
3.	9	Shoni Schimmel vs. Memphis	1-26-14
4.	8	Asia Durr vs. Notre Dame	1-11-18
8		Asia Durr vs. Bowling Green	11-19-16
8		Shoni Schimmel vs. USF	1-30-13
8		Becky Burke vs. Syracuse	2-11-12
8		Helen Johnson vs. Memphis	11-12-06
8		Sara Nord vs. UAB	2-6-04
8		Marju Sober vs. DePaul	1-12-01
8		April Goddard vs. Coastal Carolina	12-18-96

### Most 3-Point Field Goals/Season

1.	Shoni Schimmel, 2013-14	118
2.	Asia Durr, 2017-18	115
3.	Asia Durr, 2016-17	107
4.	Sara Nord, 2003-04	98
5.	Shoni Schimmel, 2010-11	97
6.	Asia Durr, 2018-19	96
	Shoni Schimmel, 2012-13	96
8.	Dana Evans, 2019-20	90
9.	Kristin Mattox, 1994-95	82
10.	Becky Burke, 2011-12	81

### Most 3-Point Field Goals/Career

1.	Shoni Schimmel, 2010-14	387
2.	Asia Durr, 2015-19	374*
3.	Kristin Mattox, 1992-96	271
4.	Sara Nord, 2000-04	260
5.	Becky Burke, 2008-12	249
6.	Mariya Moore, 2014-pres	211
7.	Jill Morton, 1996-00	201
8.	Misty Smith, 1994-98	181
9.	Antonita Slaughter, 2010-14	173
10.	Marla Inman Eltrevoog, 1994-97	157

## 3-Point Field Goals Attempted

### Most 3-Point Field Goals Attempted/Game

1.	18	Shoni Schimmel vs. Marquette	1-26-11
2.	17	Asia Durr vs. NC State	2-28-19
17		Shoni Schimmel vs. Syracuse	3-4-13
4.	16	Shoni Schimmel vs. Connecticut	3-10-14
5.	15	Asia Durr at WKU	11-6-18
15		Asia Durr at Ohio State	11-12-17
15		Becky Burke vs. Syracuse	2-11-12
15		Misty Smith vs. W. Kentucky	11-14-97
9.	14	Asia Durr vs. Michigan	3-24-19
14		Asia Durr vs. Pittsburgh	2-25-18
14		Asia Durr vs. Maryland	12-1-16
14		Shoni Schimmel (five times)	

### Most 3-Point Field Goals Attempted/Season

1.	Shoni Schimmel, 2013-14	314
2.	Asia Durr, 2016-17	294
3.	Shoni Schimmel, 2012-13	291
4.	Asia Durr, 2018-19	279
5.	Asia Durr, 2017-18	277
6.	Shoni Schimmel, 2010-11	266
7.	Shoni Schimmel, 2011-12	254
8.	Sara Nord, 2003-04	252
9.	Mariya Moore, 2016-17	224
10.	Kristin Mattox, 1994-95	221

### Most 3-Point Field Goals Attempted/Career

1.	Shoni Schimmel, 2010-14	1125
2.	Asia Durr, 2015-19	972
3.	Kristin Mattox, 1992-96	712

4.	Sara Nord, 2000-04	706
5.	Becky Burke, 2008-12	683
6.	Mariya Moore, 2014-pres	631
7.	Misty Smith, 1994-98	549
8.	Antonita Slaughter, 2010-14	477
9.	Brandie Radde, 2006-10	454
10.	Jill Morton, 1996-00	452

### Highest 3-Point Field Goal Percentage/Game

(minimum 4 3-point field goal attempts)

1.	1.00 (4/4)	Asia Durr vs. Middle Tennessee	12-9-17
	1.00 (5/5)	Mariya Moore vs. Tennessee	3-20-17
	1.00 (5/5)	Jill Morton vs. Md. E. Shore	12-4-99
	1.00 (5/5)	Jill Morton vs. DePaul	1-1-99
	1.00 (4/4)	Becky Burke vs. Rutgers	3-8-09
6.	.875 (7/8)	Kara Kessans vs. Kansas	11-25-99
7.	.857 (6/7)	Jill Morton vs. Southern Miss	1-14-00
8.	.833 (5/6)	6 times, Elizabeth Balogun vs. WKU	11-5-19

### Highest 3-Point Field Goal Percentage/Season

(minimum 40 3-point field goals made)

1.	Jill Morton, 1999-00	69-129	.535*
2.	Kristin Mattox, 1992-93	61-139	.439

3.	Dana Evans, 2019-20	90-209	.431
4.	Asia Durr, 2017-18	115-277	.415
5.	Marla Inman Eltrevoog, 1995-96	47-115	.409
6.	Jill Morton, 1998-99	65-160	.406
	Stacey DeGraffenreid, 1989-90	52-128	.406
8.	Asia Durr, 2016-17	119-294	.405
9.	Jill Morton, 1997-98	46-114	.404
10.	Marju Sober, 2001-02	52-132	.394

\* Led the nation that season

### Highest 3-Point Field Goal Percentage/Career

(minimum 75 3-point field goal made)

1.	Jill Morton, 1996-00	201-452	.445
2.	Stacey DeGraffenreid, 1987-92	76-192	.396
3.	Dana Evans, 2017-pres	151-388	.389
4.	Asia Durr, 2015-19	374-972	.385
5.	Kristin Mattox, 1992-96	271-712	.381
6.	Tia Gibbs, 2010-14	94-250	.376
7.	Marla Inman Eltrevoog, 1994-97	157-422	.372
8.	Sara Nord, 2000-04	260-706	.368
9.	Arica Carter, 2014-19	128-349	.367
10.	Becky Burke, 2008-12	249-683	.365
11.	Antonita Slaughter, 2010-14	173-477	.363

## Year-by-Year 3-Point Field Goal Percentage Leaders

(Minimum 20 3-point field goals made)

Year	Name	Cl.	Pos.	FGM	FGA	PCT
2019-20	Dana Evans	Jr.	G	90	209	.431
2018-19	Lindsey Duvall	R-Fr.	G	20	49	.408
2017-18	Asia Durr	Jr.	G	115	277	.415
2016-17	Sydney Zambrotta	Fr.	G	20	49	.408
2015-16	Asia Durr	Fr.	G	44	122	.361
2014-15	Mariya Moore	Fr.	G/F	62	183	.339
2013-14	Tia Gibbs	Sr.	G	49	127	.386
2012-13	Antonita Slaughter	Jr.	G	64	179	.358
2011-12	Becky Burke	Sr.	G	81	214	.378
2010-11	Antonita Slaughter	Fr.	G	28	71	.394
2009-10	Becky Burke	So.	G	72	201	.358
2008-09	Janae Howard	Fr.	G	20	46	.435
2007-08	Brandie Radde	So.	G	70	199	.352
2006-07	Angel McCoughtry	So.	F	44	119	.370
2005-06	Connie Neal	Sr.	G	49	132	.371
2004-05	Missy Taylor	So.	F	27	76	.355
2003-04	Jessica Huggins	So.	G	20	50	.400
2002-03	Nina Simotes	So.	G	34	91	.374
2001-02	Marju Sober	Sr.	G	52	132	.394
2000-01	Sara Nord	Fr.	G	51	140	.364
1999-00	Jill Morton*	Sr.	G	69	129	.535
1998-99	Jill Morton	Jr.	G	65	160	.406
1997-98	Jill Morton	So.	G	46	114	.404
1996-97	Jill Morton	Fr.	G	21	49	.429
1995-96	Marla Inman	Jr.	G	47	115	.409
1994-95	Kristin Mattox	Jr.	F	65	181	.359
1993-94	Kristin Mattox	So.	F	82	221	.371
1992-93	Kristin Mattox	Fr.	F	61	139	.439
1991-92	Tuonisia Turner	Sr.	G	24	60	.400
1990-91	Carol Edwards	Jr.	G	25	72	.347
1989-90	Stacey DeGraffenreid	Jr.	G	52	128	.406
1988-89	Tuonisia Turner	Fr.	G	25	84	.298

\*Led the nation that season



## Rebounding Records

## Rebounds

## Most Rebounds/Game

1.	23	Troya Landrum vs. Florida State	1-16-89
	23	Troya Landrum vs. Morehead St.	12-13-88
3.	22	Lori Nero vs. Houston	1-17-03
	22	Valerie Owens vs. Morehead State	12-10-76
5.	21	Troya Landrum vs. Kentucky	1-18-89
6.	20	Angel McCoughtry vs. Syracuse	2-3-09
	20	Candycy Bingham vs. UNC	3-29-08
8.	18	on 11 occasions:	Latest
		Myisha Hines-Allen at Pitt	1-18-18

## Most Rebounds/Season

1.	Myisha Hines-Allen	39	9.6	373
2.	Angel McCoughtry, 2006-07	35	10.3	362
3.	Angel McCoughtry, 2008-09	39	9.3	361
4.	Myisha Hines-Allen, 2016-17	36	9.3	336
5.	Angel McCoughtry, 2007-08	36	8.9	321
6.	Gwen Doyle, 1990-91	35	8.5	297
7.	Monique Reid, 2009-10	32	9.2	294
8.	Candycy Bingham, 2008-09	39	7.3	283
9.	Gwen Doyle, 1991-92	29	9.7	282
10.	Candycy Bingham, 2007-08	36	7.7	278

## Most Rebounds/By a Senior

373	Myisha Hines-Allen	2017-18
-----	--------------------	---------

## Most Rebounds/By a Junior

336	Myisha Hines-Allen	2016-17
-----	--------------------	---------

## Most Rebounds/By a Sophomore

362	Angel McCoughtry	2006-07
-----	------------------	---------

## Most Rebounds/By a Freshman

297	Gwen Doyle	1990-91
-----	------------	---------



Myisha Hines-Allen recorded a season record 373 rebounds in 2017-18 and ranks second all-time with 1,151 in her career.

## Most Rebounds/Career

1.	Angel McCoughtry, 2005-09	139	1261
2.	Myisha Hines-Allen, 2014-18	142	1151
2.	Jazz Covington, 2003-07	125	942
3.	Sharon Bellamy, 1995-99	119	851
4.	Monique Reid, 2008-13	141	802
5.	Sara Hammond, 2011-15	141	791
7.	Janet McNew, 1979-83	118	775
8.	Kelly Rose, 1989-93	123	774
9.	Nell Knox, 1989-93	124	767
10.	Keshia Hines, 2007-11	138	743

## Rebounding Averages

## Highest Rebound Average/Season

1.	Angel McCoughtry, 2006-07	35	362	10.34
2.	Von Macklin, 1976-77	22	226	10.27
3.	Von Macklin, 1975-76	23	225	9.8
4.	Gwen Doyle, 1991-92	29	282	9.7
5.	Myisha Hines-Allen, 2017-18	39	373	9.6
6.	Sharon Bellamy, 1996-97	29	276	9.5
7.	Myisha Hines-Allen, 2016-17	36	336	9.3
8.	Lori Nero, 2002-03	24	223	9.3
9.	Angel McCoughtry, 2008-09	39	361	9.3

10.	Monique Reid, 2009-10	32	294	9.2
-----	-----------------------	----	-----	-----

## Highest Rebound Average/By a Senior

9.6	Myisha Hines-Allen	2017-18
-----	--------------------	---------

## Highest Rebound Average/By a Junior

9.3	Myisha Hines-Allen	2016-17
-----	--------------------	---------

## Highest Rebound Average/By a Sophomore

10.3	Angel McCoughtry	2006-07
------	------------------	---------

## Highest Rebound Average/By a Freshman

8.5	Gwen Doyle	1990-91
-----	------------	---------

## Highest Rebound Average/Career

(Minimum 50 games played)

1.	Angel McCoughtry, 2005-09	139	1261	9.1
2.	Gwen Doyle, 1990-92	64	579	9.0
3.	Myisha Hines-Allen, 2014-18	142	1151	8.1
4.	Deborah Philpot, 1983-85	62	469	7.6
5.	Myisha Hines-Allen, 2014-pres.	103	778	7.6
6.	Jazz Covington, 2003-07	125	942	7.53
7.	Candycy Bingham, 2007-09	75	561	7.48
8.	Denise Griffith, 1976-79	73	532	7.3
9.	Sharon Bellamy, 1995-99	119	851	7.2
10.	Shelia Foree, 1979-81	60	411	6.9

## Year-by-Year Rebounding Leaders

Year	Player	Cl.	Pos.	No.	Avg.
2019-20	Kylee Shook	Sr.	F	259	8.1
2018-19	Sam Fuehring	Sr.	F	259	7.2
2017-18	Myisha Hines-Allen	Sr.	F	373	9.6
2016-17	Myisha Hines-Allen	Jr.	F	336	9.3
2015-16	Myisha Hines-Allen	So.	F	277	8.4
2014-15	Sara Hammond	Sr.	F	214	6.3
2013-14	Asia Taylor	Sr.	F	274	7.2
2012-13	Sara Hammond	So.	F	235	6.4
2011-12	Shawnta' Dwyer	Fr.	F	165	5.0
2010-11	Monique Reid	Jr.	F	212	6.1
2009-10	Monique Reid	So.	F	294	9.2
2008-09	Angel McCoughtry	Sr.	F	362	9.3
2007-08	Angel McCoughtry	Jr.	F	321	8.9
2006-07	Angel McCoughtry	So.	F	362	10.3
2005-06	Angel McCoughtry	Fr.	F	216	7.4
2004-05	Jazz Covington	So.	C	251	8.1
2003-04	Jazz Covington	Fr.	C	247	8.2
2002-03	Lori Nero	Sr.	C	223	9.3
2001-02	LaKisha Hoffman	Jr.	C	206	6.9
2000-01	Shamika Ingram	Jr.	C	190	6.6
1999-00	Alison Bass	Sr.	F	169	5.8
1998-99	Sharon Bellamy	Sr.	C	241	7.5
1997-98	Sharon Bellamy	Jr.	C	229	7.4
1996-97	Sharon Bellamy	So.	C	276	9.5
1995-96	Haley Harris	Fr.	F/C	212	7.6
1994-95	Leatrice Scott	Sr.	G	248	7.5
1993-94	Jody Martin	Sr.	F	225	8.7
1992-93	Kelly Rose	Sr.	C	223	7.4
1991-92	Gwen Doyle	So.	F	282	9.7
1990-91	Gwen Doyle	Fr.	F	297	8.5
1989-90	Nell Knox	Fr.	C	191	6.6
1988-89	Troya Landrum	So.	F	181	8.1
1987-88	Troya Landrum	Fr.	F	199	7.4
1986-87	Paula Perczynski	Jr.	F	205	7.6
1985-86	Sonia Jenkins	Sr.	F	198	7.3
1984-85	Deborah Philpot	Sr.	C	268	8.6
1983-84	Devita Ceaser	Jr.	F	238	7.7
1982-83	Janet McNew	Sr.	F/C	213	7.1
1981-82	Janet McNew	Jr.	F/C	186	7.2
1980-81	Shelia Foree	So.	F	205	7.9
1979-80	Valerie Owens	Sr.	F	226	6.8
1978-79	Denise Griffith	Sr.	F	211	7.8
1977-78	Audrey Baines	So.	C	176	7.0



# Assists Records

## Assists

### Most Assists/Game

1.	16	Patrika Barlow vs. Ball State	11-10-07
	16	Jackie Spencer vs. Indiana State	12-22-85
3.	14	Jenny Knight vs. UNC Charlotte	2-5-00
	14	Jackie Spencer vs. Florida State	1-10-85
	14	Jackie Spencer vs. Cincinnati	2-2-84
	14	Stephanie Edwards vs. Cincinnati	1-18-84
7.	13	Sara Nord vs. Houston	1-25-04
	13	Sara Nord vs. Evansville	11-24-02
	13	Sara Nord vs. Memphis	2-2-01
	13	Stephanie Edwards vs. Morehead St.	12-12-84
	13	Stephanie Edwards vs. Fordham	11-28-80
	13	Stephanie Edwards vs. Kentucky St.	1-14-80

### Most Assists/Season

1.	Patrika Barlow, 2007-08	251
2.	Sara Nord, 2001-02	235
3.	Sara Nord, 2000-01	222
4.	Jenny Knight, 1998-99	206
5.	Sara Nord, 2002-03	199
6.	Sara Nord, 2003-04	196
7.	Deseree' Byrd, 2008-09	191
8.	Marla Inman Eltrevoog, 1994-95	185
	Jackie Spencer, 1984-85	185
10.	Stephanie Edwards, 1980-81	177

### Most Assists/By a Senior

251	Patrika Barlow	2007-08
-----	----------------	---------

### Most Assists/By a Junior

199	Sara Nord	2002-03
-----	-----------	---------

### Most Assists/By a Sophomore

235	Sara Nord	2001-02
-----	-----------	---------

### Most Assists/By a Freshman

222	Sara Nord	2000-01
-----	-----------	---------

### Most Assists/Career

1.	Sara Nord, 2000-04	852
2.	Shoni Schimmel, 2010-14	600
3.	Stephanie Edwards, 1980-85	559
4.	Jenny Knight, 1996-00	543
	Tuonisia Turner, 1988-92	543
6.	Patrika Barlow, 2004-08	495
7.	Marla Inman Eltrevoog, 1994-97	484
8.	Jackie Spencer, 1981-85	463
9.	Mariya Moore, 2014-17	444
10.	Dana Evans, 2017-pres	404

## Assists Averages

### Highest Assist Average/Season

1.	Sara Nord, 2001-02	30	235	7.8
2.	Sara Nord, 2000-01	29	222	7.7
3.	Patrika Barlow, 2007-08	36	251	7.0
4.	Sara Nord, 2002-03	29	199	6.9
5.	Stephanie Edwards, 1980-81	27	177	6.6
6.	Sara Nord, 2003-04	30	196	6.5
7.	Jenny Knight, 1998-99	32	206	6.4
8.	Jackie Spencer, 1984-85	31	185	6.0

9.	Stephanie Edwards, 1983-84	26	151	5.81
10.	Tuonisia Turner, 1991-92	29	167	5.76

### Highest Assist Average/By a Senior

7.0	Patrika Barlow	2007-08
-----	----------------	---------

### Highest Assist Average/By a Junior

6.9	Sara Nord	2002-03
-----	-----------	---------

### Highest Assist Average/By a Sophomore

7.8	Sara Nord	2001-02
-----	-----------	---------

### Highest Assist Average/By a Freshman

7.6	Sara Nord	2000-01
-----	-----------	---------

### Highest Assist Average/Career

1.	Sara Nord, 2000-04	118	852	7.2
2.	Stephanie Edwards, 1980-85	97	559	5.8
3.	Marla Inman Eltrevoog, 1994-97	90	484	5.4
4.	Jenny Knight, 1996-00	120	545	4.54
5.	Tuonisia Turner, 1988-92	120	543	4.53
6.	Mariya Moore, 2014-17	104	444	4.27
7.	Shoni Schimmel, 2010-14	142	600	4.2
8.	Patrika Barlow, 2004-08	121	495	4.09
9.	Jackie Spencer, 1981-85	114	463	4.06
10.	Mariya Moore, 2014-pres.	68	269	3.96

## Year-by-Year Assist Leaders

Year	Player	Cl.	Pos.	No.	Avg.
2019-20	Dana Evans	Jr.	G	125	4.2
2018-19	Dana Evans	So.	G	145	4.0
2017-18	Arica Carter	R-Jr.	G	151	4.0
2016-17	Mariya Moore	Jr.	G	175	4.9
2015-16	Mariya Moore	So.	G/F	148	4.4
2014-15	Jude Schimmel	Sr.	G	130	3.8
2013-14	Shoni Schimmel	Sr.	G	146	3.8
2012-13	Shoni Schimmel	Jr.	G	136	3.6
2011-12	Shoni Schimmel	So.	G	146	4.7
2010-11	Shoni Schimmel	Fr.	G	172	4.9
2009-10	Shelby Harper	Fr.	G	61	2.1
2008-09	Deseree' Byrd	So.	G	191	4.9
2007-08	Patrika Barlow	Sr.	G	251	7.0
2006-07	Patrika Barlow	Jr.	G	163	4.7
2005-06	Jessica Huggins	Sr.	G	77	2.7
2004-05	Jessica Huggins	Jr.	G	134	4.3
2003-04	Sara Nord	Sr.	G	196	6.5
2002-03	Sara Nord	Jr.	G	199	6.9
2001-02	Sara Nord	So.	G	235	7.8
2000-01	Sara Nord	Fr.	G	222	7.6
1999-00	Jenny Knight	Sr.	G	153	5.3
1998-99	Jenny Knight	Jr.	G	204	6.4
1997-98	Jenny Knight	So.	G	109	4.4
1996-97	Marla Inman Eltrevoog	Sr.	G	145	5.0
1995-96	Marla Inman Eltrevoog	Jr.	G	154	5.5
1994-95	Marla Inman Eltrevoog	So.	G	185	5.6
1993-94	Darnice Cloudy	Jr.	G	97	3.7
1992-93	Carol Edwards	Sr.	G	135	4.4
1991-92	Tuonisia Turner	Sr.	G	167	5.8
1990-91	Tuonisia Turner	Jr.	G	173	5.1
1989-90	Tuonisia Turner	So.	G	130	4.5
1988-89	Tracy Pride	So.	G	106	3.8
1987-88	Dorothy Jones	Sr.	G	104	3.7
1986-87	Dorothy Jones	Jr.	G	114	4.1
1985-86	Dorothy Jones	So.	G	127	4.5
1984-85	Jackie Spencer	Sr.	G	185	6.0
1983-84	Stephanie Edwards	Jr.	G	151	5.8
1982-83	Rosalind Smith	Sr.	G	153	5.1
1981-82	Stephanie Edwards	So.	G	132	5.1
1980-81	Stephanie Edwards	Fr.	G	177	6.6
1979-80	Joan Dunaway Burks	Jr.	G	119	3.5
1978-79	Joan Dunaway Burks	So.	G	96	3.6
1977-78	Joan Dunaway Burks	Fr.	G	70	2.8

## Steals Records

### Steals

#### Most Steals/Game

1.	10	Angel McCoughtry vs. Hartford	12-10-08
	10	Angel McCoughtry vs. Xavier	12-9-07
	10	Angel McCoughtry vs. Chattanooga	11-24-07
	10	Jackie Spencer vs. Cincinnati	2-2-85
	10	Stephanie Edwards vs. Georgia	3-17-84
	10	Jackie Spencer vs. Cincinnati	1-1-84
7.	9	Angel McCoughtry vs. DePaul	1-3-09
	9	Angel McCoughtry vs. Florida	12-2-07
	9	Gwen Doyle vs. Virginia Tech	1-27-92
	9	Gwen Doyle vs. Bradley	12-9-90

#### Most Steals/Season

1.	Angel McCoughtry, 2008-09	164*
2.	Angel McCoughtry, 2007-08	148
3.	Angel McCoughtry, 2006-07	112
4.	Gwen Doyle, 1990-91	108
5.	Gwen Doyle, 1991-92	98
6.	Tia Gibbs, 2010-11	95
7.	Jackie Spencer, 1984-85	94
8.	Stephanie Edwards, 1983-84	89
9.	Stephanie Edwards, 1980-81	79
10.	Bria Smith, 2012-13	78
	Sara Nord, 2000-01	78

\* Led the nation that season and is fourth most in a season in NCAA Division I history

#### Most Steals/By a Senior

164	Angel McCoughtry	2008-09
-----	------------------	---------

#### Most Steals/By a Junior

148	Angel McCoughtry	2007-08
-----	------------------	---------

#### Most Steals/By a Sophomore

112	Angel McCoughtry	2006-07
-----	------------------	---------

#### Most Steals/By a Freshman

108	Gwen Doyle	1990-91
-----	------------	---------

#### Most Steals/Career

1.	Angel McCoughtry, 2005-09	481
2.	Sara Nord, 2000-04	303
3.	Stephanie Edwards, 1980-85	275
4.	Bria Smith, 2011-15	270
5.	Shoni Schimmel, 2010-14	262
6.	Jackie Spencer, 1981-85	255
7.	Jude Schimmel, 2011-15	221
8.	Tuonisia Turner, 1988-92	207
9.	Gwen Doyle, 1990-92	206
10.	Alison Bass, 1996-00	203

### Steals Averages

#### Highest Steal Average/Season

(Minimum 20 games played)

1.	Angel McCoughtry, 2008-09	39	164	4.2
2.	Angel McCoughtry, 2007-08	36	148	4.1
3.	Stephanie Edwards, 1983-84	26	89	3.4
4.	Gwen Doyle, 1991-92	29	98	3.4
5.	Angel McCoughtry, 2006-07	35	112	3.2
6.	Gwen Doyle, 1990-91	35	108	3.1
7.	Jackie Spencer, 1984-85	31	94	3.0
8.	Stephanie Edwards, 1980-81	27	79	2.9
9.	Tia Gibbs, 2010-11	35	95	2.7
10.	Sara Nord, 2000-01	29	78	2.7

#### Highest Steal Average/By a Senior

4.2	Angel McCoughtry	2008-09
-----	------------------	---------

#### Highest Steal Average/By a Junior

4.1	Angel McCoughtry	2007-08
-----	------------------	---------

#### Highest Steal Average/By a Sophomore

3.4	Gwen Doyle	1991-92
-----	------------	---------

#### Highest Steal Average/By a Freshman

3.1	Gwen Doyle	1990-91
-----	------------	---------

#### Highest Steal Average/Career

(Minimum 50 games played)

1.	Angel McCoughtry, 2005-09	139	481	3.5
2.	Gwen Doyle, 1990-92	64	206	3.2
3.	Stephanie Edwards, 1980-85	97	275	2.8
4.	Sara Nord, 2000-04	118	303	2.6
5.	Jackie Spencer, 1981-85	114	255	2.2
6.	Tia Gibbs, 2010-14	72	143	2.0
7.	Bria Smith, 2011-15	140	270	1.9
8.	Shoni Schimmel, 2010-14	142	262	1.8
9.	Alison Bass, 1996-00	117	203	1.74
10.	Tuonisia Turner, 1988-92	120	207	1.73

### Year-by-Year Steal Leaders

Year	Player	Cl.	Pos.	No.
2019-20	Jazmine Jones	Sr.	G	48
2018-19	Dana Evans	So.	G	56
2017-18	Jazmine Jones	So.	G	58
2016-17	Asia Durr	So.	G	46
2015-16	Briahanna Jackson	Jr.	G	68
2014-15	Jude Schimmel	Sr.	G	74
	Bria Smith	Sr.	G	74
2013-14	Bria Smith	Jr.	G	55
2012-13	Bria Smith	So.	G	78
2011-12	Shoni Schimmel	So.	G	74
2010-11	Tia Gibbs	So.	G	95
2009-10	Keshia Hines	Jr.	F	37
2008-09	Angel McCoughtry	Sr.	F	164
2007-08	Angel McCoughtry	Jr.	F	148
2006-07	Angel McCoughtry	So.	F	112
2005-06	Angel McCoughtry	Fr.	F	57
2004-05	Jazz Covington	So.	C	40
2003-04	Sara Nord	Sr.	G	76
2002-03	Sara Nord	Jr.	G	76
2001-02	Sara Nord	So.	G	73
2000-01	Sara Nord	Fr.	G	78
1999-00	Alison Bass	Sr.	F	63
1998-99	Jenny Knight	Jr.	G	61
1997-98	Alison Bass	So.	G	63
1996-97	Misty Smith	Jr.	G	36
1995-96	Kristin Mattox	Sr.	F	50
1994-95	Leatrice Scott	Sr.	G	53
1993-94	Kristin Mattox	So.	F	48
1992-93	Carol Edwards	Sr.	G	54
1991-92	Gwen Doyle	So.	F	98
1990-91	Gwen Doyle	Fr.	F	108
1989-90	Tuonisia Turner	So.	G	48
1988-89	Renee Jones	Sr.	F	63
1987-88	Zena Heckstall	Sr.	G	66
1986-87	Renee Jones	So.	F	47
1985-86	Annette Jones	Fr.	G	45
1984-85	Jackie Spencer	Sr.	G	94
1983-84	Stephanie Edwards	Jr.	G	89
1982-83	Jackie Spencer	So.	G	74
1981-82	Stephanie Edwards	So.	G	54
1980-81	Stephanie Edwards	Fr.	G	79
1979-80	Joan Dunaway Burks	Jr.	G	62
1978-79	Joan Dunaway Burks	So.	G	48
1977-78	Pam Jones	So.	G	43



# Blocked Shots/Games Played Records

## Blocked Shots

### Most Blocked Shots/Game

1.	8	Kylee Shook vs. Tennessee State	12-2-18
2.	7	Kylee Shook at NC State	2-13-20
	7	Sheronne Vails vs. Houston Bapt.	11-17-10
4.	6	Kylee Shook at Notre Dame	1-30-20
	6	Kylee Shook vs. Virginia	1-23-20
	6	Kylee Shook at UT Martin	12-19-19
	6	Kylee Shook vs. Middle Tennessee	12-9-17
	6	Sheronne Vails vs. Syracuse	3-4-13
	6	Nell Knox vs. Northern Illinois	3-3-93
	6	Jackie Spencer vs. Kentucky	1-19-85
	6	Becky Pope vs. Marshall	2-24-79

### Most Blocked Shots/Season

1.	Kylee Shook, 2019-20	86
2.	Yuliya Tokova, 2006-07	59
3.	Angel McCoughtry, 2006-07	56
4.	Kylee Shook, 2018-19	52
5.	Kylee Shook, 2017-18	51
6.	Sheronne Vails, 2010-11	48
	Becky Pope, 1979-80	48
	Audrey Baines, 1977-78	48
9.	Nell Knox, 1992-93	46
10.	Chauntise Wright, 2007-08	43

### Most Blocked Shots/By a Senior

86	Kylee Shook	2019-20
----	-------------	---------

### Most Blocked Shots/By a Junior

59	Yuliya Tokova	2006-07
----	---------------	---------

### Most Blocked Shots/By a Sophomore

56	Angel McCoughtry	2006-07
----	------------------	---------

### Most Blocked Shots/By a Freshman

48	Sheronne Vails	2010-11
----	----------------	---------

### Most Blocked Shots/Career

1.	Kylee Shook, 2016-20	223
2.	Angel McCoughtry, 2005-09	162
3.	Audrey Baines, 1976-80	144
4.	Nell Knox, 1989-93	131
5.	Becky Pope, 1976-80	129
6.	Sheronne Vails, 2010-15	126
7.	Kristin Mattox, 1992-96	119
8.	Yuliya Tokova, 2004-07	113
9.	Keshia Hines, 2007-11	103
	Janet McNew, 1979-83	103



Kylee Shook swatted a single-game best eight shots vs. TSU on Dec. 2, 2018.

## Games Played

### Most Games Played/Career

1.	Jazmine Jones, 2016-20	144
2.	Myisha Hines-Allen, 2014-18	142
	Shoni Schimmel, 2010-14	142
4.	Kylee Shook, 2016-20	141
	Sam Fuehring, 2015-19	141
	Sara Hammond, 2011-15	141

	Monique Reid, 2008-13	141
8.	Arica Carter, 2014-19	140
	Asia Durr, 2015-19	140
	Bria Smith, 2011-15	140
11.	Cortnee Walton, 2012-17	139
	Angel McCoughtry, 2005-09	139
13.	Becky Burke, 2008-12	138
	Keshia Hines, 2007-11	138

## Year-By-Year Blocked Shot Leaders

Year	Player	Cl.	Pos.	No.
2019-20	Kylee Shook	Sr.	F	86
2018-19	Kylee Shook	Jr.	F	52
2017-18	Kylee Shook	So.	F	51
2016-17	Kylee Shook	Fr.	F	34
2015-16	Myisha Hines-Allen	So.	F	25
2014-15	Sara Hammond	Sr.	F	32
2013-14	Sara Hammond	Jr.	F	23
	Asia Taylor	Sr.	F	23
2012-13	Sheronne Vails	Jr.	C	34
	Sara Hammond	So.	F	34
2011-12	Sheronne Vails	So.	C	33
2010-11	Sheronne Vails	Fr.	C	48
2009-10	Monique Reid	So.	F	21
2008-09	Angel McCoughtry	Sr.	F	42
2007-08	Chauntise Wright	Jr.	C	43
2006-07	Yuliya Tokova	Jr.	F	59
2005-06	Yuliya Tokova	So.	F	24
2004-05	Yuliya Tokova	Fr.	F	30
2003-04	Angel Bradley	Jr.	G	20
2002-03	Lori Nero	Sr.	C	37
2001-02	Tiana Ford	Jr.	C	36
2000-01	Tiana Ford	So.	C	33
1999-00	Shamika Ingram	So.	C	19
1998-99	Sharon Bellamy	Sr.	C	10
	Roscelle Bullock	Sr.	F	10
	Shamika Ingram	Fr.	C	10
1997-98	Kendria Braxton	Sr.	F	35
1996-97	Kendria Braxton	Jr.	F	22
1995-96	Kristin Mattox	Sr.	F	41
1994-95	Kristin Mattox	Jr.	F	32
1993-94	Kristin Mattox	So.	F	19
1992-93	Nell Knox	Sr.	C	46
1991-92	Jenny Pearson	Jr.	F	22
1990-91	Nell Knox	So.	C	26
1989-90	Nell Knox	Fr.	C	42
1988-89	Troya Landrum	So.	F	10
1987-88	Dana Nichols	Sr.	F	21
1986-87	Paula Perczynski	Jr.	F	15
	Dana Nichols	Jr.	F	15
1985-86	Phyllis Dallas	Sr.	F/C	27
1984-85	Devita Ceaser	Sr.	F	39
1983-84	Devita Ceaser	Jr.	F	25
1982-83	Janet McNew	Sr.	F/C	37
1981-82	Janet McNew	Jr.	F/C	28
1980-81	Janet McNew	So.	F/C	17
1979-80	Becky Pope	Sr.	C	48
1978-79	Audrey Baines	Jr.	C	42
1977-78	Audrey Baines	So.	C	48

## Double-Double Records

### Quadruple-Double Club

#### Jackie Spencer (1)

Feb. 2, 1985; 14 points, 14 assists, 10 steals, 12 rebounds vs. Cincinnati

### Triple-Double Club

#### Sara Nord (3)

Dec. 29, 2000; 11 points, 12 rebounds, 11 assists vs. Austin Peay

Jan. 18, 2002; 11 points, 11 rebounds, 10 assists vs. Houston

Jan. 5, 2003; 16 points, 11 rebounds, 10 assists vs. Kentucky

#### Angel McCoughtry (2)

Dec. 9, 2007; 21 points, 11 rebounds, 10 steals vs. Xavier

Dec. 10, 2008; 18 points, 10 rebounds, 10 steals vs. Hartford

#### Bria Smith (1)

Nov. 25, 2014; 22 points, 10 rebounds, 10 assists vs. Western Kentucky

#### Mariya Moore (1)

Dec. 29, 2016; 11 points, 11 rebounds, 11 assists vs. Syracuse

### Double-Double Club

#### Total Double-Doubles:

56	Angel McCoughtry	(2005-09)
45	Myisha Hines-Allen	(2014-18)
33	Jazz Covington	(2003-07)
28	Gwen Doyle	(1990-92)
25	Sharon Bellamy	(1995-99)
22	Janet McNew	(1978-83)
20	Candyce Bingham	(2007-09)
20	Deborah Philpot	(1981-85)
18	Sara Hammond	(2011-15)
18	Devita Ceaser	(1981-85)
17	Kylee Shook	(2016-20)
16	Monique Reid	(2008-13)
16	Sara Nord	(2000-04)
16	Nell Knox	(1989-93)
14	Stephanie Edwards	(1980-85)

#### Points/Rebounds

55	Angel McCoughtry	(2005-09)
45	Myisha Hines-Allen	(2014-18)
33	Jazz Covington	(2003-07)
27	Gwen Doyle	(1990-92)
25	Sharon Bellamy	(1995-99)
22	Janet McNew	(1979-83)
20	Candyce Bingham	(2007-09)
20	Deborah Philpot	(1981-85)
18	Sara Hammond	(2011-15)
18	Devita Ceaser	(1982-85)



Angel McCoughtry finished her career with two triple-doubles and a school record 56 double-doubles.

17	Kylee Shook	(2016-20)
16	Monique Reid	(2008-13)
16	Nell Knox	(1989-93)
12	Jody Martin	(1990-94)

#### Points/Assists

15	Sara Nord	(2000-04)
9	Stephanie Edwards	(1980-85)
4	Shoni Schimmel	(2010-14)
4	Jackie Spencer	(1981-85)
3	Tuonisia Turner	(1988-92)
3	Rosalind Smith	(1979-83)
3	Mariya Moore	(2014-17)
2	Dana Evans	(2017-pres)
1	Jude Schimmel	(2011-15)
1	Deseree' Byrd	(2007-10)
1	Patrika Barlow	(2004-08)
1	Jill Morton	(1996-00)
1	Marla Inman Eltrevoog	(1994-97)
1	Darnice Cloudy	(1992-95)
1	Gwen Doyle	(1990-92)

#### Points/Steals

1	Angel McCoughtry	(2005-09)
---	------------------	-----------



Sara Nord recorded three triple-doubles in her career and ranks in the school's top 10 with 16 double-doubles.



Jackie Spencer was the first Division I player to record a quadruple-double on Feb. 2, 1985. Since then, only Loyola Chicago's Veronica Pettry (1989) and Arkansas State's Sonja Tate (Jan. 27, 1993) repeated the feat.



## Home/Attendance Records

<b>Ballard H.S.</b>		1993-94	7-3	<b>Thomas Jefferson High School</b>		1980-81	7-6	2005-06	12-1
1988-89	1-0	1994-95	11-2			1981-82	3-1	2006-07	14-1
<b>Bellarmino College</b>		1995-96	8-5	1979-80	1-0	1982-83	6-1	2007-08	10-2
1981-82	2-0	1996-97	10-0	<b>Louisville Gardens</b>		1983-84	3-3	2008-09	13-1
1982-83	6-2	1997-98	6-1	1997-98	3-3	1984-85	3-2	2009-10	7-7
1983-84	5-2	2001-02	2-0			1985-86	2-4	<b>Totals</b>	<b>223-65</b>
1986-87	0-1	2002-03	0-2	<b>Manual High School</b>		1986-87	3-2	<b>KFC Yum! Center</b>	
1988-89	0-1	2003-04	2-2	1980-81	1-1	1987-88	2-2	2010-11	13-2
2006-07	3-0	2004-05	2-0	1981-82	5-0	1988-89	2-3	2011-12	11-2
<b>Totals</b>	<b>16-6</b>	<b>Totals</b>	<b>63-22</b>	1984-85	5-2	1989-90	4-2	2012-13	16-2
<b>Broadbent Arena</b>		<b>Commonwealth Convention Center</b>		1985-86	1-3	1990-91	5-0	2013-14	18-2
1985-86	0-1	1989-90	3-1	1986-87	4-2	1991-92	2-2	2014-15	16-1
<b>Butler High School</b>		1990-91	6-1	1987-88	6-2	1992-93	2-0	2015-16	13-3
1976-77	2-1	1991-92	2-0	1988-89	0-6	1994-95	1-1	2016-17	18-2
1977-78	1-0	1992-93	2-0	1989-90	2-0	1995-96	1-0	2017-18	18-1
<b>Totals</b>	<b>3-1</b>	1994-95	2-0	<b>Totals</b>	<b>24-16</b>	1996-97	1-0	2018-19	16-1
<b>Cardinal Arena</b>		2000-01	2-0	<b>Freedom Hall</b>		1997-98	1-0	2019-20	13-1
1990-91	3-2	2008-09	1-0	1975-76	9-2	1998-99	10-3	<b>Totals</b>	<b>152-17</b>
1991-92	6-2	<b>Totals</b>	<b>18-2</b>	1976-77	12-2	1999-00	11-4	<b>All-Time</b>	
1992-93	6-3	<b>Spalding University</b>		1977-78	8-2	2000-01	11-0	<b>Totals</b>	<b>510-134</b>
		1976-77	6-1	1978-79	8-3	2001-02	10-1		
				1979-80	9-4	2002-03	11-2		
						2003-04	11-0		
						2004-05	9-1		

### The Top-10 Crowds

Att.	Date	Opponent	Arena	Att.	Date	Opponent	Arena
1. 22,163	Mar. 3, 2014	vs. Connecticut	KFC Yum! Center	6. 16,524	Nov. 15, 2015	vs. California	KFC Yum! Center
2. 22,152	Dec. 5, 2010	vs. Kentucky	KFC Yum! Center	7. 16,483	Feb. 7, 2012	vs. Connecticut	KFC Yum! Center
3. 22,124	Nov. 12, 2010	vs. Tennessee	KFC Yum! Center	8. 16,337	Dec. 14, 2008	vs. Kentucky	Freedom Hall
4. 19,123	Jan. 12, 2008	vs. Connecticut	Freedom Hall	9. 15,992	Mar. 13, 1992	vs. Southern Miss	Freedom Hall
5. 17,023	Jan. 31, 2019	vs. Connecticut	KFC Yum Center	10. 15,453	Dec. 2, 2012	vs. Kentucky	KFC Yum! Center



Louisville is averaging 9,330 fans in the KFC Yum! Center, the World's Most Spectacular Arena, over the last 10 years.

## Coaching Records

## Terry Hall

Years	Won	Lost	Pct.	Home	Away	Neutral	Conf.
1975-76	12	11	.522	9-2	2-5	1-4	
1976-77	15	7	.682	12-2	2-4	1-1	
1977-78	18	9	.667	8-2	7-4	3-3	
1978-79	17	10	.630	8-3	7-6	2-1	7-5#
1979-80	17	17	.500	9-4	5-12	3-1	7-5#
<b>Totals</b>	<b>79</b>	<b>54</b>	<b>.594</b>	<b>46-13</b>	<b>23-31</b>	<b>10-10</b>	<b>14-10</b>

## Peggy Fiehrer

Years	Won	Lost	Pct.	Home	Away	Neutral	Conf.
1980-81	14	14	.500	7-6	3-8	4-0	5-7#
1981-82	19	8	.704	10-1	9-4	0-3	4-2^
1982-83	20	10	.667	12-3	6-7	2-0	5-4^
1983-84	15	16	.484	8-5	2-9	5-2	7-3^
1984-85	17	14	.548	9-5	6-7	2-2	4-6^
1985-86	8	20	.286	5-8	3-10	0-2	2-8^
1986-87	11	17	.393	7-5	4-10	0-2	4-8^
1987-88	12	16	.429	8-4	3-10	1-2	4-8^
1988-89	4	24	.143	3-10	1-12	0-2	0-12^
<b>Totals</b>	<b>120</b>	<b>139</b>	<b>.463</b>	<b>69-47</b>	<b>37-77</b>	<b>14-15</b>	<b>30-51</b>

## Bud Childers

Years	Won	Lost	Pct.	Home	Away	Neutral	Conf.
1989-90	17	12	.586	9-3	6-8	2-1	6-8^
1990-91	24	11	.686	14-3	6-5	4-3	9-5^
1991-92	20	9	.690	10-4	7-4	3-1	11-1^
1992-93	19	12	.613	11-4	6-8	2-0	7-5^
1993-94	10	16	.385	7-3	3-8	0-5	7-5^
1994-95	25	8	.758	14-3	8-5	3-0	7-5^
1995-96	17	11	.607	9-5	6-4	2-2	9-5~
1996-97	20	9	.690	11-0	6-4	3-5	12-2~
<b>Totals</b>	<b>152</b>	<b>88</b>	<b>.633</b>	<b>85-25</b>	<b>48-46</b>	<b>19-17</b>	<b>68-36</b>

## Martin Clapp and Sara White

Years	Won	Lost	Pct.	Home	Away	Neutral	Conf.
1997-98	20	12	.625	9-4	8-8	3-0	12-4~
1998-99	21	11	.656	10-3	7-5	4-3	12-4~
1999-00	16	13	.552	11-4	5-8	0-1	8-6~
<b>Totals</b>	<b>57</b>	<b>36</b>	<b>.613</b>	<b>30-11</b>	<b>20-21</b>	<b>7-4</b>	<b>32-14</b>

## Martin Clapp

Years	Won	Lost	Pct.	Home	Away	Neutral	Conf.
2000-01	19	10	.655	13-0	6-5	0-5	14-2~
2001-02	17	13	.567	12-1	3-9	2-3	8-6~
2002-03	15	14	.517	11-4	2-9	2-1	5-9~
<b>Totals</b>	<b>51</b>	<b>37</b>	<b>.580</b>	<b>36-5</b>	<b>11-23</b>	<b>4-9</b>	<b>27-17</b>

## Tom Collen

Years	Won	Lost	Pct.	Home	Away	Neutral	Conf.
2003-04	20	10	.667	13-2	5-7	2-1	11-3~
2004-05	22	9	.710	11-1	6-4	5-4	11-3~
2005-06	19	10	.655	12-1	4-7	3-2	10-6*
2006-07	27	8	.771	17-1	7-5	3-2	10-6*
<b>Totals</b>	<b>88</b>	<b>37</b>	<b>.704</b>	<b>53-5</b>	<b>22-23</b>	<b>13-9</b>	<b>42-18</b>

## Jeff Walz

Years	Won	Lost	Pct.	Home	Away	Neutral	Conf.
2007-08	26	10	.722	10-2	10-5	6-3	10-6*
2008-09	34	5	.872	14-1	12-2	8-2	14-2*
2009-10	14	18	.438	7-7	4-10	3-1	5-11*
2010-11	22	13	.629	13-2	6-7	3-4	10-6*
2011-12	23	10	.697	11-2	10-7	2-1	10-6*
2012-13	29	9	.763	16-2	6-5	7-2	11-5*
2013-14	33	5	.868	18-2	12-2	3-1	16-28
2014-15	27	7	.794	16-1	9-4	2-2	12-4%
2015-16	26	8	.765	13-3	11-2	2-3	15-1%
2016-17	29	8	.784	18-2	9-3	2-3	12-4%
2017-18	36	3	.923	18-1	13-1	5-1	15-1%
2018-19	32	4	.889	16-1	11-1	5-2	14-2%
2019-20	28	4	.875	13-1	11-2	4-1	16-2%
<b>Totals</b>	<b>359</b>	<b>104</b>	<b>.775</b>	<b>183-27</b>	<b>124-51</b>	<b>52-26</b>	<b>160-52</b>

# Kentucky Women's Intercollegiate Conference | ^ Metro Conference | ~ Conference USA

\* BIG EAST Conference | &amp; American Athletic Conference | % Atlantic Coast Conference

## Louisville's All-Time Assistant Coaches

(since 1975)

Zenarae Pieters Antoine	2003-2007
Keith Baisch	1998-2000
Julie Branstetter	1997-1998
Dallas Boychuk	1990-1992
Martin Clapp	1989-1991
Nicki Collen	2003-2004
Greg Collins	2002-2007
Lisa Diefenthaler	2000-2002
Timothy Eatman	2004-2007
Sarah Evans	1989-1990
Peggy Fiehrer	1979-1980
Kelley Hall	2000-2001
Michelle Clark-Heard	2007-2012
Patty Jo Hedges	1987-1988
Steve Huber	2002-2003
Loretta Hummeldorf	1982-1988
Von Macklin	1978-1981
Reene Wilkins-Maloy	1980-1987
Cameron Newbauer	2012-2013
Stephanie Norman	2007-Present
Bethann Ord	2007-2011
Jonneshia Pineda	2019-Present
Sam Purcell	2013-Present
Stacie Terry	2000-2003
Sharon Versyp	1996-1997
Dawn White	1997-2000
Sara White	1992-1997
Samantha Williams	2011-2019
Starlite Williams	1992-1993



Samantha Williams, an assistant coach with the Cardinals from 20011-19, is the head coach at Eastern Kentucky.

## Louisville Coaching History

## WBCA/Maggie Dixon

## Rookie Coach of the Year

2008 Jeff Walz

## Conference Coach of the Year

2018 Jeff Walz (ACC)

2001 Martin Clapp (C-USA)

1997 Bud Childers (Metro)

## NCAA Tournament Appearances

11 Jeff Walz

3 Tom Collen

3 Bud Childers

2 Clapp and White

2 Peggy Fiehrer

1 Martin Clapp

## NCAA Tournament Record

30-11 Jeff Walz

1-3 Bud Childers

1-3 Tom Collen

1-2 Clapp and White

0-1 Martin Clapp

0-2 Peggy Fiehrer

## Highest Winning Percentage

.775 Jeff Walz

.704 Tom Collen

.633 Bud Childers

.613 Clapp and White

.593 Terry Hall

## Most Victories

359 Jeff Walz 2007-

152 Bud Childers 1989-97

120 Peggy Fiehrer 1980-89

88 Tom Collen 2003-07

79 Terry Hall 1975-80

## Most 20-Win Seasons

12 Jeff Walz

4 Bud Childers

3 Tom Collen

2 Clapp and White

1 Peggy Fiehrer

## Most Victories in a Season

36 Jeff Walz 2017-18

34 Jeff Walz 2008-09

33 Jeff Walz 2013-14

32 Jeff Walz 2018-19

29 Jeff Walz 2016-17

29 Jeff Walz 2012-13

28 Jeff Walz 2019-20

27 Jeff Walz 2014-15

27 Tom Collen 2006-07

## Most Seasons

13 Jeff Walz 2007-

9 Peggy Fiehrer 1980-89

8 Bud Childers 1989-97

5 Terry Hall 1975-80



## Tournament Results

### Postseason Tournaments

#### WNIT (1-4)

##### 1991 | Amarillo, Texas

- March 21 (First Round)
- Kansas 71, Louisville 66
- March 22 (Second Round)
- Louisville 80, Notre Dame 75
- March 23 (Third Round)
- UAB 81, Louisville 75

##### 2002 | Muncie, Ind.

- March 13 (First Round)
- Ball State 95, Louisville 84
- 2004 | Louisville, Ky. (Cardinal Arena)
- March 18 (First Round)
- Western Michigan 63, Louisville 61

#### KWIC State Tournament (6-7)

##### 1976 | Lexington, Ky.

- March 1, Louisville 67, Morehead State 46
- March 2, Eastern Kentucky 83, Louisville 45
- March 3, Kentucky 75, Louisville 59

##### 1977 | Lexington, Ky.

- March 3, Kentucky 85, Louisville 61

##### 1978 | Lexington, Ky.

- March 2, Louisville 80, Eastern Kentucky 77
- March 3, Western Kentucky 90, Louisville 81
- March 4, Louisville 90, Morehead State 62

##### 1979 | Bowling Green, Ky.

- March 1, Louisville 70, Western Kentucky 67
- March 2, Morehead State 69, Louisville 66
- March 3, Louisville 65, Kentucky 61

##### 1980 | Lexington, Ky.

- Feb. 28, Louisville 72, Western Kentucky 64
- Feb. 29, Kentucky 85, Louisville 54
- March 1, Northern Kentucky 88, Louisville 66

#### Women's Basketball Invitational (0-1)

##### 2010 | Louisville, Ky.

- March 17 (First Round)
- Bradley 69, Louisville 59

#### American Athletic Conference (2-1)

##### 2014 | Uncasville, Conn.

- March 8 (Quarterfinal)
- Louisville 88, Houston 43
- March 9 (Semifinal)
- Louisville 60, USF 56
- March 10 (Final)
- Connecticut 72, Louisville 52

#### Atlantic Coast Conference (10-5)

##### (Won 1 Title - 2018)

##### 2015 | Greensboro, N.C.

- March 6 (Quarterfinal)
- Louisville 77, North Carolina 75 (OT)
- March 7 (Semifinal)

##### Florida State 66, Louisville 51

##### 2016 | Greensboro, N.C.

- March 4 (Quarterfinal)
- Louisville 60, Georgia Tech 50
- March 5 (Semifinal)
- Syracuse 80, Louisville 75

##### 2017 | Conway, S.C.

- March 2 (First Round)
- Louisville 68, Clemson 46
- March 3 (Quarterfinal)
- Louisville 59, NC State 58
- March 4 (Semifinal)
- Notre Dame 83, Louisville 74

##### 2018 | Greensboro, N.C.

- March 2 (Quarterfinal)
- Louisville 73, Virginia Tech 70
- March 3 (Semifinal)
- Louisville 64, NC State 59
- March 4 (Final)

##### Louisville 74, Notre Dame 72

##### 2019 | Greensboro, N.C.

- March 8 (Quarterfinal)
- Louisville 75, Clemson 67
- March 9 (Semifinal)
- Louisville 78, NC State 68
- March 10 (Final)
- Notre Dame 99, Louisville 79

##### 2020 | Greensboro, N.C.

- March 6 (Quarterfinal)
- Louisville 71, Syracuse 46
- March 7 (Semifinal)
- Florida State 62, Louisville 60

#### BIG EAST Conference (11-8)

##### 2006 | Hartford, Conn.

- March 4 (First Round)

##### West Virginia 54, Louisville 45

##### 2007 | Hartford, Conn.

- March 3 (Second Round)

##### Louisville 68, St. John's 54

##### March 4 (Quarterfinal)

##### Louisville 68, West Virginia 56

##### March 5 (Semifinal)

##### Connecticut 76, Louisville 50

##### 2008 | Hartford, Conn.

- March 8 (First Round)

##### Louisville 63, St. John's 47

##### ■ March 9 (Second Round)

##### Louisville 57, Rutgers 56

##### ■ March 10 (Semifinal)

##### Louisville 67, West Virginia 60

##### ■ March 11 (Final)

##### Connecticut 65, Louisville 59

##### 2009 | Hartford, Conn.

- March 8 (Quarterfinal)

##### Louisville 87, Rutgers 82 (2OT)

##### ■ March 9 (Semifinal)

##### Louisville 69, Pittsburgh 63

##### ■ March 10 (Final)

##### Connecticut 75, Louisville 36

##### 2010 | Hartford, Conn.

- March 5 (First Round)

##### Louisville 79, Pittsburgh 71

##### ■ March 6 (Second Round)

##### Notre Dame 89, Louisville 52

##### 2011 | Hartford, Conn.

- March 5 (Second Round)

##### Louisville 69, Villanova 47

##### ■ March 6 (Quarterfinal)

##### Notre Dame 63, Louisville 53

##### 2012 | Hartford, Conn.

- March 3 (Second Round)

##### Louisville 63, Villanova 47

##### ■ March 4 (Quarterfinal)

##### St. John's 68, Louisville 61 (OT)

##### 2013 | Hartford, Conn.

- March 10 (Quarterfinal)

##### Louisville 62, St. John's 55

##### ■ March 11 (Semifinal)

##### Notre Dame 83, Louisville 59

#### Conference USA (10-10)

##### 1996 | Birmingham, Ala.

- Feb. 28 (First Round)

##### Louisville 75, Saint Louis 67

##### ■ March 1 (Quarterfinal)

##### Memphis 98, Louisville 77

##### 1997 | Chicago, Ill.

- March 1 (Quarterfinal)

##### Louisville 84, Cincinnati 67

##### ■ March 2 (Semifinal)

##### Tulane 76, Louisville 74

##### 1998 | Louisville, Ky. (Louisville Gardens)

- Feb. 28 (Quarterfinal)

##### Louisville 90, UAB 44

##### ■ March 1 (Semifinal)

##### Louisville 77, Marquette 66

##### ■ March 2 (Final)

##### Memphis 79, Louisville 75

##### 1999 | New Orleans, La.

- Feb. 27 (Quarterfinal)

##### Louisville 77, Southern Miss 73

##### ■ Feb. 28 (Semifinal)

##### Tulane 87, Louisville 74

##### 2000 | Louisville, Ky. (Freedom Hall)

- March 3 (First Round)

##### Charlotte 75, Louisville 62

##### 2001 | Milwaukee, Wis.

- March 3 (Quarterfinal)

##### DePaul 78, Louisville 57

##### 2002 | Chicago, Ill.

- March 1 (First Round)

##### Louisville 83, Southern Miss 52

##### ■ March 2 (Quarterfinal)

##### Cincinnati 80, Louisville 70

##### 2003 | Memphis, Tenn.

- March 6 (First Round)

##### Louisville 86, Saint Louis 59

##### ■ March 7 (Quarterfinal)

##### DePaul 66, Louisville 57

##### 2004 | Fort Worth, Texas

- March 5 (Quarterfinal)

##### Louisville 63, Memphis 58

##### ■ March 6 (Semifinal)

##### TCU 69, Louisville 59

##### 2005 | Charlotte, N.C.

- March 4 (Quarterfinal)

##### Louisville 69, Marquette 54

##### ■ March 5 (Semifinal)

##### Louisville 56, Houston 48

##### ■ March 6 (Final)

##### TCU 60, Louisville 41

#### Metro Conference (20-11)

##### (Won 5 Titles - 1980, 1981, 1983, 1984, 1993)

##### 1980 | Tallahassee, Fla.

- Dec. 17 (First Round)

##### Louisville 74, Saint Louis 45

##### ■ Dec. 18 (Second Round)

##### Louisville 86, Florida State 67

##### ■ Dec. 19 (Final)

##### Louisville 75, Memphis State 72

##### 1981 | New Orleans, La.

- Feb. 5 (First Round)

##### Louisville 81, Virginia Tech 64

##### ■ Feb. 6 (Second Round)

##### Louisville 83, Cincinnati 76

##### ■ Feb. 7 (Final)

##### Louisville 69, Memphis State 66

##### 1982 | Memphis, Tenn.

- Feb. 25 (First Round)

##### Cincinnati 68, Louisville 58

##### 1983 | Louisville, Ky.

- March 6 (First Round)

##### Louisville 75, Southern Miss 71

##### ■ March 7 (Semifinal)

##### Louisville 67, Florida State 56

##### ■ March 8 (Final)

##### Louisville 55, Memphis State 53

##### 1984 | Cincinnati, Ohio

- March 5 (First Round)

##### Louisville 88, Florida State 77

##### ■ March 6 (Semifinal)

##### Louisville 63, Virginia Tech 60

##### ■ March 7 (Final)

##### Louisville 71, Memphis State 69

##### 1985 | Hattiesburg, Miss.

- March 3 (First Round)

##### Southern Miss 79, Louisville 64

##### 1986 | Columbia, S.C.

- March 1 (First Round)

##### Memphis State 99, Louisville 63

##### 1987 | Blacksburg, Va.

- March 5 (First Round)

##### Southern Miss 70, Louisville 68

##### 1988 | Tallahassee, Fla.

- March 10 (First Round)

##### Memphis State 73, Louisville 53

##### 1989 | Memphis, Tenn.

- March 9 (First Round)

##### Southern Miss 94, Louisville 62

##### 1990 | Cincinnati, Ohio

- March 8 (First Round)

##### Louisville 85, Virginia Tech 60

##### ■ March 9 (Semifinal)

##### South Carolina 80, Louisville 60

##### 1991 | Louisville, Ky.

- March 4 (First Round)

##### Louisville 85, Memphis State 75

##### ■ March 5 (Semifinal)

##### Florida State 83, Louisville 70

##### 1992 | Louisville, Ky.

- March 12 (Semifinal)

##### Louisville 88, VCU 80

##### ■ March 13 (Final)

##### Southern Miss 85, Louisville 76

##### 1993 | Louisville, Ky.

- March 10 (First Round)

##### Louisville 70, VCU 62

##### ■ March 11 (Semifinal)

##### Louisville 92, Virginia Tech 73

##### ■ March 12 (Final)

##### Louisville 84, Southern Miss 73

##### 1994 | Biloxi, Miss.

- March 8 (First Round)

##### Charlotte 65, Louisville 62 (OT)

##### 1995 | Louisville, Ky.

- March 8 (First Round)

##### Louisville 81, Charlotte 72

##### ■ March 9 (Semifinal)

##### Louisville 70, Tulane 65 (OT)

##### ■ March 10 (Final)

##### Southern Miss 95, Louisville 83

### Regular Season Tournaments

#### Adidas Seelbach Hilton Holiday Classic (1-1)

##### 1999 | Freedom Hall

- Dec. 28, Louisville 55, Western Illinois 51

##### Dec. 29, Arizona 80, Louisville 70

#### Arkansas Invitational (1-1)

##### 1998 | Fayetteville, Ark.

- Nov. 20, Louisville 72, Texas-Arlington 61

# Tournament Results

## Duel in the Desert (1-2)

### 2010 | Las Vegas, Nev.

Dec. 18, Louisville 68, Marist 74  
Dec. 19, Louisville 80, Houston 92  
Dec. 20, Louisville 65, Nebraska 51

## Felpausch Classic (1-1)

### 1990 | East Lansing, Mich.

Nov. 24, Louisville 73, Duke 66  
Nov. 25, Michigan St. 82, Louisville 73

## FIU Holiday Classic (1-1)

### 1997 | Miami, Fla.

Dec. 27, Louisville 89, Monmouth 44  
Dec. 28, Fla. Intl. 77, Louisville 60

## George Washington Invitational (1-1)

### 1995 | Washington, D.C.

Dec. 8, Colorado State 74, Louisville 65  
Dec. 9, Louisville 73, St. Francis 61

## Gold Country Thanksgiving Tournament (1-1)

### 1980 | Minneapolis, Minn.

Nov. 28, Louisville 101, Fordham 55  
Nov. 29, Minnesota 101, Louisville 72

## Great Alaska Shootout (1-1)

### 1999 | Anchorage, Alaska

Nov. 23, Louisville 69, Alaska Anchorage 58  
Nov. 25, Kansas 78, Louisville 68

## Gulf Coast Showcase (1-2)

### 2015 | Estero, Fla.

Nov. 27, Louisville 65, Marist 53  
Nov. 28, Purdue 62, Louisville 60  
Nov. 29, Dayton 79, Louisville 66

## Hardwood Tournament of Hope (3-0)

### 2012 | Puerto Vallarta, Mexico

Nov. 20, Louisville 90, UCF 73  
Nov. 21, Louisville 55, Gonzaga 42  
Nov. 22, Louisville 61, Oregon State 43

## Illini Classic (1-1)

### 1992 | Champaign, Ill.

Dec. 4, Louisville 63, Texas A&M 59  
Dec. 5, Illinois 65, Louisville 51

## Indiana University Converse Classic (0-2)

### 1983 | Bloomington, Ind.

Dec. 2, Arizona State 59, Louisville 56  
Dec. 3, Bowling Green 57, Louisville 53

## Lady Buckeye Classic (1-1)

### 1991 | Columbus, Ohio

Dec. 7, Penn State 84, Louisville 75  
Dec. 8, Louisville 92, Boston College 78

## Lady Griz Classic (1-1)

### 2004 | Missoula, Mont.

Dec. 28, Louisville 54, Florida State 69  
Dec. 29, Louisville 69, Maine 57

## Lady Kat Invitational (1-3)

### 1982 | Lexington, Ky.

Jan. 15, So. Illinois 55, Louisville 52  
Jan. 16, Cincinnati 54, Louisville 52  
1987 | Lexington, Ky.  
Dec. 26, Kentucky 98, Louisville 78  
Dec. 27, Louisville 72, C. Michigan 62

## Liberty Bowl Invitational (1-1)

### 1977 | Memphis, Tenn.

Dec. 16, Memphis State 89, Louisville 67  
Dec. 17, Louisville 83, Cincinnati 49

## Magic City Classic (2-0)

### 1983 | Birmingham, Ala.

Jan. 14, Louisville 81, Southern Miss 69  
Jan. 15, Louisville 85, Florida 76

## Memphis State Invitational (1-1)

### 1978 | Memphis, Tenn.

Dec. 18, Louisville 94, Florida St. 60  
Dec. 19, Memphis State 83, Louisville 76

## Mid-America Classic (2-2)

### 1989 | Columbia, Mo.

Dec. 1, Missouri 72, Louisville 61  
Dec. 2, Louisville 76, Western Illinois 56  
1998 | Columbia, Mo.  
Dec. 4, Louisville 87, Jackson St. 58  
Dec. 5, Missouri 87, Louisville 76 (OT)

## Middle Tennessee State Tournament (2-0)

### 1992 | Murfreesboro, Tenn.

Dec. 11, Louisville 79, North Texas St. 53  
Dec. 12, Louisville 71, MTSU 70

## NC State Christmas Tournament (0-2)

### 1985 | Raleigh, N.C.

Dec. 27, NC State 72, Louisville 53  
Dec. 28, Boston College 74, Louisville 68

## Northbank Classic (1-1)

### 2004 | Burlington, Vt.

Nov. 19, Vermont 59, Louisville 56,  
Nov. 20, Louisville 76, Auburn 60

## Northern Illinois Fastbreak Festival (2-0)

### 1984 | DeKalb, Ill.

Dec. 8, Louisville 65, Cheney State 61  
Dec. 9, Louisville 68, No. Illinois 66

## Northern Kentucky Tournament (1-6)

### 1976 | Highland Heights, Ky.

Jan. 9, Cincinnati 69, Louisville 55  
Jan. 10, Mount Saint Joseph 57, Louisville 56  
Jan. 13, No. Kentucky 60, Louisville 44  
1977 | Highland Heights, Ky.  
Jan. 7, Louisville 77, Miami (Ohio) 56  
Jan. 8, No. Kentucky 75, Louisville 63  
1978 | Highland Heights, Ky.  
Jan. 6, Tenn.-Chattanooga 74, Louisville 66  
Jan. 7, Cincinnati 56, Louisville 51

## Northern Lights Tournament (3-3)

### 1985 | Anchorage, Alaska

Feb. 22, Louisville 88, Hawaii 58  
Feb. 23, Penn St. 105, Louisville 69  
Feb. 24, North Carolina 86, Louisville 71  
1991 | Anchorage, Alaska  
Feb. 22, Louisville 98, Northern Arizona 58  
Feb. 23, Louisville 109, Appalachian St. 61  
Feb. 24, Northern Illinois 63, Louisville 60

## Northwestern Tournament (3-1)

### 1987 | Evanston, Ill.

Dec. 4, Louisville 61, Northwestern 51  
Dec. 5, James Madison 60, Louisville 38  
1994 | Evanston, Ill.  
Dec. 2, Louisville 67, Western Illinois 60  
Dec. 3, Louisville 62, Northwestern 48

## Nugget Classic (1-1)

### 2008 | Reno, Nev.

Nov. 28, Louisville 73, Alabama 56  
Nov. 29, Nevada 85, Louisville 82

## Panera Bread Classic (2-0)

### 2007 | UTC Arena, Chattanooga, Tenn.

Nov. 23, Louisville 80, Delaware 55  
Nov. 24, Louisville 80, Chattanooga 53

## Paradise Classic (2-0)

### 1994 | Honolulu, Hawaii

Dec. 19, Louisville 76, Troy State 66  
Dec. 21, Louisville 72, Hawaii 62

## Paradise Jam (4-1)

### 2004 | St. Thomas, Virgin Islands

Nov. 26, Louisville 63, Hampton 55  
Nov. 27, NC State 54, Louisville 49

## 2019 | St. Thomas, Virgin Islands

Nov. 28, Louisville 76, UT Arlington 67  
Nov. 29, Louisville 69, Oklahoma State 48  
Nov. 30, Louisville 72, Oregon 62

## Pepperdine Thanksgiving Classic (1-1)

### 2001 | Pepperdine, Calif.

Nov. 23, Alabama 90, Louisville 89  
Nov. 24, Louisville 89, William & Mary 67

## Preseason WNIT (8-0)

### 2013 | Louisville, Ky.

Nov. 9, Louisville 101, Loyola Chicago 54  
Nov. 11, Louisville 100, Quinnipiac 82  
Nov. 14, Louisville 88, LSU 67  
Nov. 17, Louisville 97, Oklahoma 92 (OT)\*  
\* Played in Norman, Okla.

### 2017 | Louisville, Ky.

Nov. 10, Louisville 80, Southeast Missouri 40  
Nov. 14, Louisville 90, Toledo 55  
Nov. 16, Louisville 74, Michigan 49  
Nov. 19 Louisville 74, Oregon 61

## Seelbach Cardinal Classic (5-3)

### 1990 | Commonwealth Convention Center

Dec. 1, Louisville 84, Eastern Michigan 72  
Dec. 2, Louisville 75, Colorado St. 65

### 1991 | Cardinal Arena

Dec. 28, Louisville 80, Hartford 50  
Dec. 29, Texas Tech 66, Louisville 53

### 1995 | Cardinal Arena

Dec. 29, Old Dominion 73, Louisville 70  
Dec. 30, Northwestern St. 81, Louisville 74

### 1996 | Cardinal Arena

Dec. 29, Louisville 95, C. Connecticut 46  
Dec. 30, Louisville 82, Liberty 60

## Seelbach/USAir Cardinal Classic (6-0)

### 1993 | Cardinal Arena

Jan. 2, Louisville 98, Coppin State 59  
Jan. 3, Louisville 84, Butler 64

### 1994 | Cardinal Arena

Jan. 2, Louisville 93, Cincinnati 60  
Jan. 3, Louisville 84, LSU 81

### 1994 | Cardinal Arena

Dec. 29, Louisville 91, Buffalo 42  
Dec. 30, Louisville 74, Sam Houston St. 48

## Southpoint Shootout (2-0)

### 2018 | Las Vegas, Nev.

Nov. 23, Louisville 58, Arizona State 56  
Nov. 24, Louisville 86, Hartford 69

## Subway Classic (0-2)

### 2007 | Minneapolis, Minn.

Nov. 17, Western Carolina 77, Louisville 72  
Nov. 18, Minnesota 74, Louisville 69

## UNLV Showboat Classic (0-2)

### 1994 | Las Vegas, Nev.

Dec. 21, Oklahoma State 76, Louisville 60  
Dec. 22, Clemson 62, Louisville 53

## Vanderbilt Tournament (1-1)

### 2003 | Nashville, Tenn.

Nov. 28, Louisville 68, Princeton 61  
Nov. 29, Vanderbilt 73, Louisville 68 (OT)

## Wahine Rainbow Classic (1-2)

### 1998 | Honolulu, Hawaii

Nov. 27, Kentucky 73, Louisville 62  
Nov. 28, Louisville 99, Illinois St. 48  
Nov. 29, Nebraska 62, Louisville 61

## Women's Sports Foundation Tournament (1-1)

### 2001 | Columbus, Ohio

Dec. 14, Louisville 67, Ohio State 66  
Dec. 15, Colorado St. 82, Louisville 72

## Women's College Hoops.Com Classic (1-1)

### 2002 | Baton Rouge, La.

Dec. 18, Louisville 56, New Orleans 47  
Dec. 19, LSU 65, Louisville 46

## Titles Crowned

### 1977-78 Season

KWIC, Lexington, Ky.

### 1978-79 Season

KWIC, Bowling Green, Ky.

### 1979-80 Season

Metro Conference Tournament  
Tallahassee, Fla.

### 1980-81 Season

Metro Conference Tournament  
New Orleans, La.

### 1982-83 Season

Magic City Classic  
Metro Conference Tournament

### 1983-84 Season

Diet Coke Classic  
Metro Conference Tournament  
Cincinnati, Ohio

### 1984-85 Season

No. Illinois Fastbreak Festival  
DeKalb, Ill.

### 1990-91 Season

Seelbach Cardinal Classic

### 1991-92 Season

Downeast Basketball Classic

### 1992-93 Season

Middle Tennessee State Tourney  
USAir/Seelbach Cardinal Classic  
Metro Conference Tournament

### 1993-94 Season

USAir/Seelbach Cardinal Classic

### 1994-95 Season

Northwestern Tourney  
USAir/Seelbach Cardinal Classic

### 1996-97 Season

USAir/Seelbach Cardinal Classic

### 1998-99 Season

Seelbach Hilton Holiday Classic

### 2006-07 Season

Courtyard by Marriott Louisville Airport  
Cardinal Classic

### 2007-08 Season

Panera Bread Classic

### 2008-09 Season

Downtown Marriott Cardinal Classic

### 20012-13 Season

Hardwood Tournament of Hope,  
Mexico

### 2013-14 Season

Preseason WNIT

### 2017-18 Season

Preseason WNIT, Louisville, Ky.  
ACC Tournament, Greensboro, N.C.

### 2019-20 Season

Paradise Jam, St. Thomas, VI



## All-Time Results



**Terry Hall**

(1975-80) | 79-54 (.594)

Terry Hall became the first full-time women's basketball coach in UofL history in the 1975-76 season. She guided her first squad to a 12-11 record. The following season, her team, the first with athletes on scholarship, posted a 15-7 mark. During her five-year tenure, Hall led the Cardinals to a 79-54 record (.594 winning percentage).

### 1975-76

**Overall** 12-11

**Home** 9-2, **Away** 2-5, **Neutral** 1-4

**Head Coach:** Terry Hall

Date	Opponent	W/L	Score
Dec. 2	Western Kentucky	L	57-102
Dec. 12	Northern Kentucky	W	58-47
Dec. 15	Kentucky	L	37-75
Jan. 9	vs. Cincinnati*	L	55-69
Jan. 10	vs. Mount Saint Joseph*	L	56-57
Jan. 13	at Northern Kentucky*	L	44-60
Jan. 17	at Murray State	L	42-65
Jan. 19	Bellarmine	W	72-63
Jan. 24	at Evansville	W	66-57
Jan. 30	Morehead State	W	65-58
Jan. 31	Kentucky State	W	63-49
Feb. 4	Centre College	W	67-31
Feb. 6	vs. Eastern Kentucky	L	60-97
Feb. 7	at Bellarmine	W	63-56
Feb. 12	Hanover College	W	89-27
Feb. 14	at Morehead State	L	62-67
Feb. 17	at Western Kentucky	L	73-94
Feb. 20	Murray State	W	42-39
Feb. 24	Xavier	W	69-29
Feb. 25	Georgetown College	W	94-46
Mar. 1	vs. Morehead State#	W	67-46
Mar. 2	vs. Eastern Kentucky#	L	45-83
Mar. 3	at Kentucky#	L	59-75

\* Northern Kentucky Tournament, Highlands Heights, Ky.

# KWIC State Tournament, Lexington, Ky.

### 1976-77

**Overall** 15-7

**Home** 12-2, **Away** 2-4, **Neutral** 1-1

**Head Coach:** Terry Hall

Date	Opponent	W/L	Score
Dec. 4	at Western Kentucky	L	67-87
Dec. 7	Bellarmine 1	W	83-52
Dec. 11	Cumberland Col. 1	W	87-51
Dec. 15	at Murray State	W	71-66
Jan. 7	vs. Miami (Ohio)*	W	77-56
Jan. 8	at Northern Kentucky*	L	63-75
Jan. 15	Marshall 2	W	83-55
Jan. 19	Western Kentucky 2	L	70-78
Jan. 22	Evansville 3	W	101-47
Jan. 28	Northern Kentucky 2	W	70-62
Jan. 29	Kentucky 2	W	60-45
Feb. 2	Eastern Kentucky	W	79-78
Feb. 5	Vincennes College 2	W	75-57
Feb. 8	Bellarmine 3	W	86-58
Feb. 11	Morehead State 3	L	76-81
Feb. 14	Mount Saint Joseph 3	W	76-51
Feb. 16	Murray State 3	W	60-57
Feb. 19	at Morehead State	L	66-71
Feb. 22	at Northern Kentucky	W	84-77
Feb. 24	at Kentucky	L	73-92
Feb. 28	Cincinnati 3	W	76-68
Mar. 3	at Kentucky #	L	61-85

\* Northern Kentucky Tournament, Highland Heights, Ky.

# KWIC State Tournament, Lexington, Ky.

1 Spalding College 2 Freedom Hall 3 Butler High School

### 1977-78

**Overall** 18-9

**Home** 8-2, **Away** 7-4, **Neutral** 3-3

**Head Coach:** Terry Hall

Date	Opponent	W/L	Score
Nov. 29	at Centre College	W	97-25
Dec. 3	Murray State 2	W	60-47
Dec. 10	Western Kentucky 2	L	59-61
Dec. 13	Eastern Kentucky 2	W	76-63
Dec. 16	at Memphis State*	L	67-89
Dec. 17	vs. Cincinnati*	W	83-49
Dec. 19	Kentucky 2	L	88-94
Dec. 22	Northern Kentucky 2	W	77-60
Jan. 6	vs. Tennessee-Chatt.#	L	66-74
Jan. 7	vs. Cincinnati#	L	51-56
Jan. 11	at Kentucky	L	72-85
Jan. 14	Bellarmine 2	W	90-63
Jan. 18	Morehead State 2	W	69-64
Jan. 20	at No. Kentucky	W	87-83 (2OT)
Jan. 25	at Western Kentucky	L	72-82
Jan. 30	at Eastern Kentucky	L	72-75
Feb. 4	at Dayton	W	84-80
Feb. 8	at Murray State	W	72-64
Feb. 13	at Morehead State	W	2-0 (Forfeit)
Feb. 14	at Marshall	W	91-62
Feb. 18	Army 3	W	66-55
Feb. 21	at Cincinnati	W	57-41
Feb. 23	Southern Illinois 2	W	57-56
Feb. 25	Memphis State 2	W	99-94 (OT)
Mar. 2	vs. Eastern Kentucky\$	W	80-77
Mar. 3	vs. Western Kentucky\$	L	81-90
Mar. 4	vs. Morehead State\$	W	90-62

\* Liberty Bowl Invitational, Memphis, Tenn.

# Northern Ky. Tourney, Highland Heights, Ky.

\$ KWIC State Tournament, Lexington, Ky.

2 Freedom Hall 3 Butler High School

### 1978-79

**Overall** 17-10

**Home** 8-3, **Away** 7-6, **Neutral** 2-1

**Head Coach:** Terry Hall

Date	Opponent	W/L	Score
Dec. 2	Murray State 2	L	72-80
Dec. 6	Michigan 2	W	76-69
Dec. 9	Western Kentucky 2	W	64-58
Dec. 11	at Southern Illinois	L	70-86
Dec. 16	Bellarmine 2	W	67-47
Dec. 18	vs. Florida State*	W	94-60
Dec. 19	at Memphis State*	L	76-83
Dec. 23	Northern Kentucky 2	L	65-71
Jan. 8	Kentucky 2	W	51-49
Jan. 11	at Morehead State	W	75-74
Jan. 16	at Dayton	L	58-81
Jan. 18	at Eastern Kentucky	W	79-64
Jan. 20	at Florida State	W	77-73
Jan. 24	Miami (Ohio) 2	W	76-58
Jan. 27	at Northern Kentucky	L	67-74
Jan. 29	at Murray State	W	77-68
Feb. 1	Eastern Kentucky 2	W	76-68
Feb. 2	Cincinnati 2	W	83-48
Feb. 6	at Kentucky	W	68-67
Feb. 10	at Indiana State	W	74-64
Feb. 14	at Western Kentucky	L	57-59
Feb. 17	at Memphis State	L	79-87
Feb. 21	Morehead State 2	L	76-82
Feb. 24	Marshall 2	W	73-60
Mar. 1	at Western Kentucky#	W	70-67
Mar. 2	Morehead State#	L	66-69
Mar. 3	Kentucky#	W	65-61

\* Memphis State Invitational, Memphis, Tenn.

# KWIC State Tournament, Bowling Green, Ky.

2 Freedom Hall

### 1979-80

**Overall** 17-17

**Home** 9-4, **Away** 5-12, **Neutral** 3-1

**Head Coach:** Terry Hall

Date	Opponent	W/L	Score
Nov. 28	at Murray State	L	79-90
Dec. 1	Southern Illinois 2	W	91-75
Dec. 3	at Bellarmine	W	82-60
Dec. 4	Tennessee-Chatt. 2	L	72-78
Dec. 8	Morehead State 4	W	56-55
Dec. 11	Kentucky 2	L	57-76
Dec. 15	at Clemson	L	83-91
Dec. 17	vs. St. Louis*	W	74-45

Dec. 18	at Florida State*	W	86-67
Dec. 19	vs. Memphis State*	W	75-72
Jan. 3	Murray State 2	W	82-70
Jan. 5	Indiana State 2	W	79-42
Jan. 7	at Western Kentucky	W	52-50
Jan. 9	at Miami (Ohio)	L	67-69
Jan. 12	at Cincinnati	L	56-59
Jan. 14	at Marshall	L	56-60
Jan. 17	at South Carolina	L	43-98
Jan. 19	at Tulane	W	72-61
Jan. 22	Dayton 2	L	55-85
Jan. 27	Florida State 2	W	77-60
Jan. 29	at Michigan	L	86-89 (OT)
Jan. 31	Northern Ky. 2	L	75-79
Feb. 2	Illinois 2	W	74-64
Feb. 4	Memphis State 2	L	62-66
Feb. 6	Western Kentucky 2	W	55-44
Feb. 8	at Northern Kentucky	W	75-50
Feb. 12	at Eastern Kentucky	W	53-51
Feb. 14	at Morehead State	L	67-71
Feb. 16	at Kentucky	L	64-83
Feb. 18	Eastern Kentucky 2	W	85-57
Feb. 22	at Indiana	L	69-76
Feb. 28	vs. Western Kentucky#	W	72-64
Feb. 29	at Kentucky#	L	54-85
Mar. 1	vs. Northern Kentucky#	L	86-88

\* Metro Tournament, Tallahassee, Fla.

# KWIC State Tournament, Lexington, Ky.

2 Freedom Hall 4 Thomas Jefferson High School



**Peggy Fiehrer**

(1980-89) | 120-139 (.463)

Peggy Fiehrer became the second head coach in Louisville women's basketball history in 1979. Under her tutelage, the Cardinals won three Metro Conference Tournament titles in 1981, 1983 and 1984. Her tenure at UofL was highlighted by an NCAA tournament appearance in the 1982-83 season. Fiehrer finished her nine-year career with a 120-139 record (.463 winning percentage).

### 1980-81

**Overall** 14-14

**Home** 7-6, **Away** 3-8, **Neutral** 4-0

**Head Coach:** Peggy Fiehrer

Date	Opponent	W/L	Score
Nov. 28	vs. Fordham*	W	101-55
Nov. 29	at Minnesota*	L	72-101
Dec. 1	at Western Kentucky	W	80-73
Dec. 5	at Southern Illinois	L	64-69
Dec. 6	at Murray State	W	82-75
Dec. 9	at Memphis State	L	87-98
Dec. 13	Michigan 2	W	89-80
Dec. 17	at Indiana State	L	63-72
Dec. 20	Eastern Kentucky 2	L	66-75
Jan. 8	Kentucky 2	L	66-88
Jan. 10	at Virginia Tech	W	89-72
Jan. 13	Eastern Kentucky 5	L	68-77
Jan. 15	at Northern Kentucky	L	61-72
Jan. 17	Marshall 2	W	71-61
Jan. 18	Cincinnati 5	W	77-67
Jan. 27	South Carolina 2	L	62-80
Jan. 29	Northern Kentucky 2	L	64-66
Jan. 31	Clemson 2	L	77-78
Feb. 2	Murray State 2	W	77-67
Feb. 5	vs. Virginia Tech#	W	81-64
Feb. 6	vs. Cincinnati#	W	83-76
Feb. 7	vs. Memphis State#	W	69-66
Feb. 10	at Morehead State	L	73-79
Feb. 14	at Kentucky	L	59-83
Feb. 16	Morehead State 2	W	73-68
Feb. 18	Indiana 2	W	79-66
Feb. 20	at Tennessee-Chatt.	L	72-108
Feb. 23	Western Kentucky 2	W	83-78

\* Gold Country Thanksgiving Tournament, Minneapolis, Minn.

# Metro Tournament, New Orleans, La.

2 Freedom Hall | 5 Manual High School

## All-Time Results

### 1981-82

Overall 19-8

Home 10-1, Away 9-4, Neutral 0-3

Head Coach: Peggy Fiehrer

Date	Opponent	W/L	Score
Dec. 2	at Northern Kentucky	L	57-70
Dec. 5	at Morehead State	W	85-75
Dec. 7	at Marshall	L	53-70
Dec. 12	Murray State 2	W	64-56
Dec. 14	Southern Illinois 6	W	77-68
Dec. 30	Tennessee Tech 5	W	62-60
Jan. 2	Memphis State 2	L	63-66
Jan. 5	at Indiana	L	69-71
Jan. 8	at Cincinnati	W	73-64
Jan. 9	at Cleveland State	W	93-73
Jan. 14	Kentucky State 5	W	75-69
Jan. 15	vs. Southern Illinois*	L	52-55
Jan. 16	vs. Cincinnati*	L	52-54
Jan. 19	Indiana State 2	W	70-54
Jan. 22	at Virginia Tech	W	72-68
Jan. 23	at James Madison	W	74-59
Jan. 26	Eastern Kentucky 6	W	62-50
Jan. 28	at Murray State	L	61-62
Feb. 6	Florida State 5	W	89-73
Feb. 7	Saint Louis	W	2-0 Forfeit
Feb. 10	National College 5	W	97-62
Feb. 11	at Bellarmine	W	84-80
Feb. 15	Morehead State 5	W	66-61
Feb. 17	at Western Kentucky	W	66-64
Feb. 23	at Kentucky	L	80-84
Feb. 25	vs. Cincinnati #	L	58-68
Mar. 2	at Eastern Kentucky	W	72-65

\* Lady Kat Invitational, Lexington, Ky.

# Metro Tournament, Memphis, Tenn.

2 Freedom Hall 6 Bellarmine 5 Manual High School

### 1982-83

Overall 20-10

Home 12-3, Away 6-7, Neutral 2-0

Head Coach: Peggy Fiehrer

Date	Opponent	W/L	Score
Dec. 1	Marshall 6	W	80-52
Dec. 4	Northern Kentucky 2	W	70-47
Dec. 8	Eastern Kentucky 2	W	71-58
Dec. 14	at Illinois	L	57-63
Dec. 18	Western Kentucky 2	W	84-72
Dec. 20	East Tennessee State 6	W	60-58
Dec. 21	Oakland University 2	W	63-57
Jan. 2	Cleveland State 6	L	66-67
Jan. 5	Kentucky Wesleyan 2	W	69-56
Jan. 8	at DePaul	W	75-60
Jan. 10	at National College	W	78-44
Jan. 14	vs. Southern Miss*	W	81-69
Jan. 15	vs. Florida*	W	85-76
Jan. 20	Kentucky 6	L	66-79
Jan. 22	at Cincinnati%	L	67-73
Jan. 25	at Memphis State%	L	56-85
Jan. 31	at Virginia Tech%	L	61-68
Feb. 3	at Vanderbilt	W	86-84
Feb. 5	Cincinnati% 2	L	65-68
Feb. 7	Morehead State 2	W	81-68 (OT)
Feb. 11	at Southern Illinois	W	70-61
Feb. 13	Virginia Tech% 6	W	63-54
Feb. 16	at Kentucky State	W	62-48
Feb. 19	at Tennessee Tech	L	77-83
Feb. 22	at Indiana State	W	71-60
Feb. 24	at Bellarmine	L	66-75
Mar. 6	Southern Miss# 6	W	75-71
Mar. 7	Florida State# 6	W	67-56
Mar. 8	Memphis State# 6	W	55-53
Mar. 17	at Texas\$	L	55-84

% Metro Conference Game

\* Magic City Classic, Birmingham, Ala.

# Metro Tournament, Louisville, Ky.

\$ NCAA Tournament, Austin, Texas

2 Freedom Hall 6 Bellarmine College

### 1983-84

Overall 15-16

Home 8-5, Away 2-9, Neutral 5-2

Head Coach: Peggy Fiehrer

Date	Opponent	W/L	Score
Nov. 30	at Northern Kentucky	L	66-68
Dec. 2	vs. Arizona State*	L	56-59
Dec. 3	vs. Bowling Green*	L	53-57
Dec. 10	Illinois State 2	L	60-71

Dec. 13	at Morehead State	L	51-57
Dec. 17	DePaul 6	W	68-61
Dec. 18	Alabama 6	L	55-71
Jan. 3	Cincinnati% 2	W	76-70 (OT)
Jan. 4	National College 6	W	97-65
Jan. 7	Tulane% 6	W	86-65
Jan. 10	at Florida State%	W	81-65
Jan. 14	at Cincinnati%	L	59-83
Jan. 17	at Western Kentucky	L	57-72
Jan. 20	vs. East Tennessee State#	W	68-61
Jan. 21	vs. Georgia Southern#	W	83-70
Jan. 25	Kentucky State 2	L	85-87 (OT)
Jan. 28	New Orleans 2	W	94-87
Jan. 30	Virginia Tech% 6	W	81-72
Feb. 1	at Eastern Kentucky	L	55-69
Feb. 4	at South Carolina %	W	66-63
Feb. 6	at Virginia Tech%	L	61-83
Feb. 9	at Memphis State%	L	75-77
Feb. 11	Bellarmine 2	L	67-76
Feb. 15	Southern Miss% 6	W	95-73
Feb. 22	South Carolina% 2	W	79-74
Feb. 25	at Kentucky	L	83-94
Feb. 27	UAB 6	L	75-77
Mar. 5	vs. Florida State\$	W	88-77
Mar. 6	vs. Virginia Tech\$	W	63-60
Mar. 7	vs. Memphis State\$	W	71-69
Mar. 17	at Georgia@	L	69-112

% Metro Conference Game

\* Indiana University Converse Classic, Bloomington, Ind.

# Diet Coke Classic, Birmingham, Ala.

\$ Metro Tournament, Cincinnati, Ohio

@ NCAA Mid-east Regional, Athens, Ga.

2 Freedom Hall 6 Bellarmine College

### 1984-85

Overall 17-14

Home 9-5, Away 6-7, Neutral 2-2

Head Coach: Peggy Fiehrer

Date	Opponent	W/L	Score
Nov. 25	at Western Michigan	W	93-83
Nov. 28	Northern Kentucky 5	W	76-61
Dec. 1	at Illinois State	L	57-74
Dec. 3	IUPUI 2	W	90-63
Dec. 5	Bellarmine 5	W	80-56
Dec. 7	vs. Cheyney State*	W	65-61
Dec. 8	at Northern Illinois*	W	68-66
Dec. 12	Morehead State 5	W	68-57
Dec. 17	Kentucky State 2	W	72-53
Dec. 19	at East Tennessee State	W	66-53
Dec. 22	Indiana State 5	W	87-75
Jan. 3	at Tulane%	W	84-65
Jan. 5	at Southern Miss%	L	83-93
Jan. 6	at New Orleans	W	73-72
Jan. 10	Memphis State%	L	93-99
Jan. 12	Florida State% 5	W	89-74
Jan. 15	at Western Kentucky	L	66-91
Jan. 19	Kentucky 2	W	67-63
Jan. 21	at Alabama	L	63-74
Jan. 26	South Carolina% 2	L	72-73
Jan. 28	Virginia Tech% 5	L	74-79
Feb. 2	Cincinnati% 2	W	81-79
Feb. 7	at South Carolina%	L	73-90
Feb. 9	at Virginia	L	60-74
Feb. 10	at Virginia Tech%	W	70-68
Feb. 16	at Cincinnati%	L	70-86
Feb. 18	Vanderbilt 2	L	67-93
Feb. 22	vs. Hawaii#	W	88-58
Feb. 23	vs. Penn State#	L	69-105
Feb. 24	vs. North Carolina#	L	71-86
Mar. 3	at Southern Miss\$	L	64-79

% Metro Conference Game

\* No. Illinois Fastbreak Festival, DeKalb, Ill.

# Northern Lights Trmmt, Anchorage, Ark.

\$ Metro Tournament, Hattiesburg, Miss.

2 Freedom Hall 5 Manual High School

### 1985-86

Overall 8-20

Home 5-8, Away 3-10, Neutral 0-2

Head Coach: Peggy Fiehrer

Date	Opponent	W/L	Score
Nov. 23	at Northern Kentucky	W	68-62
Nov. 26	at Kentucky State	W	93-48
Dec. 2	at DePaul	L	54-64
Dec. 7	Purdue 2	L	72-81
Dec. 10	Eastern Kentucky 2	W	83-63
Dec. 14	at Miami (Ohio)	L	64-75

Dec. 18	Indiana 2	L	53-68
Dec. 27	at North Carolina State*	L	53-72
Dec. 28	vs. Boston College*	L	68-74
Jan. 4	Southern Miss% 2	W	54-53
Jan. 6	Tulane% 2	L	61-64
Jan. 8	at Tennessee State	W	75-62
Jan. 11	at Florida State%	L	64-67
Jan. 16	Western Kentucky 7	L	55-98
Jan. 18	at Memphis State%	L	65-83
Jan. 22	at IUPUI	W	76-61
Jan. 25	at Virginia Tech%	L	75-89
Jan. 27	at South Carolina%	L	77-83
Jan. 30	at Morehead State	W	65-63
Feb. 1	at Cincinnati%	L	65-81
Feb. 5	Tennessee State 5	L	64-86
Feb. 8	South Carolina% 5	L	67-80
Feb. 10	Virginia Tech% 5	W	91-76
Feb. 14	at Kentucky	L	77-87
Feb. 18	at Vanderbilt	L	76-114
Feb. 22	Cincinnati% 5	L	72-81
Feb. 24	Dayton 2	L	53-65
Mar. 1	vs. Memphis State#	L	63-99

% Metro Conference Game

\* NC State Christmas Tourney, Raleigh, N.C.

# Metro Tournament, Columbia, S.C.

2 Freedom Hall 5 Manual Hall 7 Broadbent Arena

### 1986-87

Overall 11-17

Home 7-5, Away 4-10, Neutral 0-2

Head Coach: Peggy Fiehrer

Date	Opponent	W/L	Score
Nov. 29	vs. Illinois*	L	61-88
Nov. 30	at Syracuse*	L	62-73
Dec. 3	at Eastern Kentucky	W	90-85
Dec. 6	Vanderbilt 2	W	80-78
Dec. 10	at Dayton	W	76-68
Dec. 13	IUPUI 2	W	88-62
Dec. 18	Morehead State 5	W	93-65
Dec. 20	at Indiana	L	54-70
Jan. 3	Southern Miss% 2	L	63-72
Jan. 5	Memphis State% 2	L	62-82
Jan. 10	at Florida State%	L	63-66
Jan. 12	at South Carolina%	W	69-68
Jan. 15	at Evansville	W	69-65
Jan. 17	Tennessee State 5	W	86-63
Jan. 19	Cincinnati% 5	W	71-53
Jan. 24	DePaul 5	L	67-72
Jan. 26	Virginia Tech% 5	W	71-66
Jan. 30	at Tulane%	L	69-75
Jan. 31	at Southern Miss%	L	53-66
Feb. 2	at Memphis State%	L	68-108
Feb. 7	Florida State% 2	W	77-64
Feb. 9	South Carolina% 5	L	51-52
Feb. 14	at Tennessee State	L	65-78
Feb. 17	at Western Kentucky	L	53-98
Feb. 21	Kentucky 6	L	48-70
Feb. 23	at Virginia Tech %	L	73-78
Feb. 28	at Cincinnati %	L	64-65
Mar. 5	vs. Southern Miss #	L	68-70

% Metro Conference Game \* Carrier Classic, Syracuse, N.Y.

# Metro Tournament, Blacksburg, Va.

2 Freedom Hall 5 Manual High School 6 Bellarmine College

### 1987-88

Overall 12-16

Home 8-4, Away 3-10, Neutral 1-2

Head Coach: Peggy Fiehrer

Date	Opponent	W/L	Score
Nov. 26	at Kentucky*	L	78-98
Nov. 27	vs. Central Michigan*	W	72-62
Dec. 1	at Purdue	L	54-66
Dec. 4	vs. Northwestern#	W	61-51
Dec. 5	vs. James Madison#	L	38-60
Dec. 9	Evansville 5	W	83-80
Dec. 12	Miami (Ohio) 5	W	88-55
Dec. 17	at Morehead State	L	59-60
Dec. 19	at Marshall	L	64-78
Dec. 21	Wright State 2	W	78-60
Jan. 2	Dayton 5	W	77-59
Jan. 4	Indiana 2	W	55-48
Jan. 13	South Carolina% 5	L	55-57
Jan. 16	at Virginia Tech%	L	67-68
Jan. 23	at Vanderbilt	L	56-102
Jan. 25	at Cincinnati%	L	55-60
Jan. 28	Eastern Kentucky 5	W	108-88
Jan. 30	Southern Miss% 5	W	89-84



## All-Time Results

Feb. 1	Memphis State% 2	L	66-82
Feb. 6	at South Carolina%	L	45-55
Feb. 8	at Florida State%	L	65-99
Feb. 15	Virginia Tech% 2	L	59-62
Feb. 17	Cincinnati% 5	W	62-60
Feb. 20	at DePaul	L	52-84
Feb. 27	at Southern Miss%	W	53-52
Feb. 29	at Memphis State%	W	76-73
Mar. 3	Florida State% 5	L	70-73
Mar. 10	vs. Memphis State\$	L	53-73

% Metro Conference Game

\* Lady Kat Tournament, Lexington, Ky.

# Northwestern Tournament, Evanston, Ill.

\$ Metro Tournament, Tallahassee, Fla.

2 Freedom Hall 5 Manual High School

### 1988-89

Overall 4-24

Home 3-10, Away 1-12, Neutral 0-2

Head Coach: Peggy Fiehrer

Date	Opponent	W/L	Score
Nov. 26	Northern Kentucky 8	W	68-61
Nov. 28	at Eastern Kentucky	L	55-68
Dec. 2	at Louisiana Tech*	L	47-77
Dec. 3	vs. Oklahoma State*	L	64-86
Dec. 6	Marshall 2	W	64-58
Dec. 10	at Dayton	L	49-59
Dec. 13	Morehead State 5	L	69-72
Dec. 16	at Indiana	L	57-64
Dec. 19	at Wright State	L	65-53
Jan. 2	at Evansville	W	65-68
Jan. 4	Vanderbilt 2	L	68-76
Jan. 7	at Maine	L	55-56
Jan. 11	Miami (Florida) 2	L	58-59
Jan. 14	South Carolina% 5	L	74-81
Jan. 16	Florida State% 5	L	65-66
Jan. 18	Kentucky 6	L	73-77
Jan. 23	at Cincinnati%	L	46-48
Jan. 28	at Memphis State%	L	55-82
Jan. 30	at Southern Miss%	L	57-82
Feb. 4	Virginia Tech% 5	L	62-73
Feb. 6	Austin Peay 2	W	75-64
Feb. 13	at Florida State%	L	76-82
Feb. 18	at South Carolina%	L	59-89
Feb. 22	Cincinnati% 2	L	45-59
Feb. 25	Memphis State% 5	L	76-80 (OT)
Feb. 27	Southern Miss% 5	L	78-81
Mar. 4	at Virginia Tech%	L	57-65
Mar. 9	vs. Southern Miss#	L	62-94

% Metro Conference Game

\* Dial Lady Techster Classic, Ruston, La.

# Metro Tournament, Memphis, Tenn.

2 Freedom Hall 5 Manual High School

6 Bellarmine College 8 Ballard High School



**Bud Childers**

(1989-97) | 152-88 (.633)

Bud Childers finished with a 152-88 record and .633 winning percentage in his eight years as the Cardinals' head coach. In his first season, Childers' team posted the nation's second-highest turnaround, going from 4-24 to 17-12. In the years that followed, Childers' Cardinals rewrote the record books by setting 24 individual and team records. The 1991-92 Cards clinched the school's first-ever regular season Metro Conference crown. The 1992-93 team notched UofL's fifth Metro Tournament title and earned Louisville's first berth to the NCAA tournament in nearly 20 years. During the 1994-95 season, the Cardinals produced a school record 25 wins and an at-large bid to the NCAA tournament where UofL advanced to the second round. In his final season at the helm, the Cardinals captured

a share of the Conference USA regular season championship and Childers was named C-USA Coach of the Year. UofL went on to earn yet another bid to the NCAA Tournament.

### 1989-90

Overall 17-12

Home 9-3, Away 6-8, Neutral 2-1

Head Coach: Bud Childers

Date	Opponent	W/L	Score
Nov. 25	at Northern Kentucky	L	60-71
Nov. 28	at Indiana State	W	69-50
Dec. 1	at Missouri*	L	61-72
Dec. 2	vs. Western Illinois*	W	76-56
Dec. 6	Dayton 2	W	60-54
Dec. 9	Eastern Kentucky 2	W	85-84 (OT)
Dec. 13	at Marshall	L	85-78
Dec. 18	Wright State 2	W	70-50
Dec. 21	Evansville 9	W	65-41
Jan. 4	Detroit 2	W	88-74
Jan. 6	Southern Miss% 5	W	82-76 (OT)
Jan. 8	Memphis State% 5	W	85-58
Jan. 13	at Florida State%	L	66-69 (OT)
Jan. 15	at South Carolina%	L	52-65
Jan. 20	at Morehead State	W	78-71 (OT)
Jan. 22	Cincinnati% 9	W	54-50
Jan. 27	at Tulane%	W	65-64
Jan. 29	Virginia Tech% 2	L	54-65
Feb. 3	at Southern Miss%	L	58-74
Feb. 5	at Memphis State%	W	82-79
Feb. 8	at Austin Peay	W	91-87
Feb. 10	Florida State% 2	L	62-77
Feb. 12	South Carolina% 9	L	64-74
Feb. 14	at Kentucky	L	68-83
Feb. 19	Tulane% 9	W	77-52
Feb. 26	at Virginia Tech%	L	62-81
Mar. 3	at Cincinnati%	W	74-54
Mar. 8	vs. Virginia Tech#	W	85-60
Mar. 9	vs. South Carolina#	L	60-80

% Metro Conference Game

\* Mid American Classic, Columbia, Mo.

# Metro Tournament, Cincinnati, Ohio

2 Freedom Hall 5 Manual High School

9 Commonwealth Conv. Center

### 1990-91

Overall 24-11

Home 14-3, Away 6-5, Neutral 4-3

Head Coach: Bud Childers

Date	Opponent	W/L	Score
Nov. 24	vs. Duke*	W	73-66
Nov. 25	at Michigan State*	L	73-82
Nov. 27	at Detroit*	W	84-72
Dec. 1	Eastern Michigan# 9	W	84-72
Dec. 2	Colorado State# 9	W	75-65
Dec. 6	Eastern Illinois 9	W	78-71
Dec. 9	Bradley 9	W	82-77
Dec. 15	at Eastern Kentucky	L	68-71
Dec. 20	Indiana State 9	W	92-86 (OT)
Dec. 29	St. Louis 2	W	92-50
Jan. 2	at Evansville	W	71-64
Jan. 5	Tulane% 9	W	76-43
Jan. 7	Southern Miss% 2	W	80-71
Jan. 12	at South Carolina%	L	67-75
Jan. 14	at Florida State%	L	70-83
Jan. 17	Kentucky 10	W	70-63
Jan. 19	Cincinnati% 2	W	81-56
Jan. 21	at Memphis State%	W	96-83
Jan. 26	Memphis State% 2	W	92-83
Jan. 28	Virginia Tech% 10	W	78-61
Feb. 2	at Tulane%	W	78-62
Feb. 4	at Southern Miss%	L	67-78
Feb. 9	South Carolina% 10	L	62-66
Feb. 11	Florida State% 10	L	52-86
Feb. 14	Austin Peay 10	W	92-64
Feb. 18	at Cincinnati%	W	90-46
Feb. 22	vs. Northern Arizona@	W	98-58
Feb. 23	vs. Appalachian State@	W	109-61
Feb. 24	vs. Northern Illinois@	L	60-63
Feb. 27	at Virginia Tech%	W	70-57
Mar. 4	Memphis State\$ 9	W	85-75
Mar. 5	Florida State\$ 9	L	70-83
Mar. 21	vs. Kansas@	L	66-71
Mar. 22	vs. Notre Dame&	W	80-75
Mar. 23	vs. UAB&	L	75-81

% Metro Conference Game \* Felpausch Classic, East Lansing, Mich.

# Seelbach Classic, Louisville, Ky.

@ Northern Lights Invitational, Anchorage, Alaska

\$ Metro Tournament, Louisville, Ky. & WNIT, Amarillo, Texas  
2 Freedom Hall 9 Commonwealth Convention Center  
10 Cardinal Arena

### 1991-92

Overall 20-9

Home 10-4, Away 7-4, Neutral 3-1

Head Coach: Bud Childers

Date	Opponent	W/L	Score
Nov. 29	vs. South Carolina*	W	74-47
Nov. 30	vs. Wisconsin-Green Bay*	W	68-62
Dec. 7	vs. Penn State#	L	75-84
Dec. 8	vs. Boston College #	W	92-78
Dec. 11	Evansville 9	W	71-67
Dec. 14	at Eastern Illinois	W	69-66
Dec. 19	Oregon 2	L	70-76
Dec. 21	at Bradley	L	67-71
Dec. 28	Hartford\$	W	80-50
Dec. 29	Texas Tech\$	L	53-66
Jan. 5	at Purdue	L	52-73
Jan. 13	Northeastern Illinois	W	96-46
Jan. 15	at Notre Dame	W	64-53
Jan. 18	Southern Miss%	W	72-67
Jan. 20	Tulane%	W	66-55
Jan. 25	Va. Commonwealth% 2	W	94-57
Jan. 27	Virginia Tech%	W	93-44
Feb. 2	Western Kentucky	L	70-80
Feb. 8	at South Florida%	W	74-70
Feb. 10	at UNC Charlotte%	L	66-68
Feb. 15	Southern Miss%	W	98-67
Feb. 19	at Kentucky	L	73-81
Feb. 22	at Va. Commonwealth%	W	91-54
Feb. 24	at Virginia Tech%	W	76-56
Feb. 29	South Florida%	W	91-86
Mar. 2	UNC Charlotte%	W	73-63
Mar. 7	Tulane% 2	W	84-64
Mar. 12	Va. Commonwealth@ 9	W	88-80
Mar. 13	Southern Miss@ 2	L	76-85

% Metro Conference Game

\* Downeast Women's Basketball Classic, Orono, Maine

# Lady Buckeye Classic, Columbus, Ohio

\$ Seelbach Cardinal Classic, Louisville, Ky.

@ Metro Tournament, Louisville, Ky.

2 Freedom Hall 9 Commonwealth Convention Center

### 1992-93

Overall 19-12

Home 11-4, Away 6-8, Neutral 2-0

Head Coach: Bud Childers

Date	Opponent	W/L	Score
Dec. 1	at Austin Peay	W	83-76
Dec. 4	vs. Texas A&M%	W	63-59
Dec. 5	at Illinois%	L	51-65
Dec. 8	Eastern Kentucky	W	74-66
Dec. 11	vs. North Texas State+	W	79-53
Dec. 12	at Middle Tennessee St.+	W	71-70
Dec. 19	at Oregon	L	70-81
Dec. 30	Purdue	L	62-65
Jan. 2	Coppin State#	W	98-59
Jan. 3	Butler#	W	84-64
Jan. 6	Kentucky	L	53-58
Jan. 9	at Tulane*	L	79-85
Jan. 11	at Southern Miss*	L	72-77
Jan. 16	South Florida*	W	94-46
Jan. 23	at Va. Commonwealth*	W	100-63
Jan. 25	Virginia Tech*	L	75-79
Jan. 30	UNC Charlotte*	W	71-55
Feb. 1	at Evansville	L	71-81
Feb. 6	at South Florida*	W	69-44
Feb. 8	Tulane*	W	87-74
Feb. 13	Va. Commonwealth*	W	59-54
Feb. 16	at Western Kentucky	L	69-76
Feb. 20	at UNC Charlotte*	W	86-82
Feb. 22	at Virginia Tech*	L	61-82
Feb. 27	Southern Miss*	L	65-71
Mar. 3	at Northeastern Illinois	W	93-61
Mar. 10	Va. Commonwealth&	W	70-62
Mar. 11	Virginia Tech&	W	92-73
Mar. 12	Southern Miss&	W	84-73
Mar. 17	at Connecticut@	W	74-71
Mar. 21	at Auburn@	L	61-66

\* Metro Conference Game

% Illini Classic, Champaign, Ill.

+ Middle Tennessee State Tournament, Murfreesboro, Tenn.

# USAir/Seelbach Cardinal Classic, Louisville, Ky.

& Metro Conference Tournament

@ NCAA Midwest Regional First/Second Rounds, Iowa City, Iowa

## All-Time Results

## 1993-94

Overall 10-16

Home 7-3, Away 3-8, Neutral 0-5

Head Coach: Bud Childers

Date	Opponent	W/L	Score
Nov. 26	at Miami (Ohio)	L	64-78
Nov. 30	at Butler	L	52-70
Dec. 4	vs. Florida International&	L	67-76
Dec. 5	vs. Alcorn State&	L	62-64
Dec. 10	at Purdue@	L	53-95
Dec. 21	vs. Oklahoma State\$	L	60-76
Dec. 22	vs. Clemson\$	L	53-62
Jan. 2	Cincinnati#	W	93-60
Jan. 3	LSU#	W	84-81
Jan. 5	Western Carolina	W	104-57
Jan. 8	Tulane%	W	79-67
Jan. 10	Southern Miss%	L	70-88
Jan. 15	at South Florida%	W	86-73
Jan. 19	at Kentucky	L	62-95
Jan. 23	Va. Commonwealth%	W	82-47
Jan. 28	at Virginia Tech%	L	54-72
Jan. 30	at UNC Charlotte%	W	59-57
Feb. 5	at Dayton	L	54-69
Feb. 7	Virginia Tech	L	53-57
Feb. 11	at Southern Miss%	L	72-96
Feb. 13	at Tulane%	L	62-77
Feb. 19	UNC Charlotte%	W	67-40
Feb. 21	Notre Dame	L	54-69
Feb. 25	at Va. Commonwealth%	W	59-50
Mar. 3	South Florida%	W	66-54
Mar. 8	vs. UNC-Charlotte+	L	62-65 (OT)

% Metro Conference Game

&amp; Texas Tech Lady Raider Classic, Lubbock, Texas

\$ UNLV-Showboat Shootout, Las Vegas, Nev.

# USAir/Seelbach Cardinal Classic, Louisville, Ky.

@ Market Square Arena, Indianapolis, Ind.

+ Metro Tournament, Biloxi, Miss.

## 1994-95

Overall 25-8

Home 14-3, Away 8-5, Neutral 3-0

Head Coach: Bud Childers

Date	Opponent	W/L	Score
Nov. 26	at Murray State	W	97-63
Nov. 29	Butler	W	75-71
Dec. 2	vs. Western Illinois+	W	67-60
Dec. 3	at Northwestern+	W	62-48
Dec. 5	at Illinois	L	75-82 (OT)
Dec. 8	Evansville	W	84-41
Dec. 10	Miami (Ohio)	W	63-61
Dec. 19	Troy State@	W	76-66
Dec. 21	at Hawaii@	W	72-61
Dec. 29	Buffalo\$	W	91-42
Dec. 30	Sam Houston St.\$	W	74-48
Jan. 3	at Cleveland State	W	81-60
Jan. 6	Virginia Tech*	L	54-56
Jan. 8	at UNC Charlotte*	L	55-62
Jan. 11	Kentucky	W	77-76 (OT)
Jan. 15	Tulane*	W	74-56
Jan. 18	Indiana State	W	74-53
Jan. 22	at South Florida*	W	76-56
Jan. 26	Dayton	W	68-54
Jan. 29	Va. Commonwealth*	L	52-63
Feb. 3	at Southern Miss*	W	80-76
Feb. 5	at Tulane*	L	69-79
Feb. 10	South Florida*	W	92-69
Feb. 12	UNC Charlotte*	W	72-49
Feb. 15	at Wright State	W	57-55
Feb. 19	Southern Miss*	W	83-80
Feb. 24	at Va. Commonwealth*	W	85-71
Feb. 26	at Virginia Tech*	L	60-68
Mar. 8	UNC Charlotte%	W	81-72
Mar. 9	Tulane%	W	70-65 (OT)
Mar. 10	Southern Miss%	L	83-95
Mar. 17	Oregon&	W	67-65
Mar. 19	at Georgia&	L	68-81

\* Metro Conference Game

+ Northwestern Tourney, Evanston, Ill.

@ Paradise Classic, Honolulu, Hawaii

\$ USAir/Seelbach Cardinal Classic, Louisville, Ky.

% Metro Conference Tournament, Louisville, Ky.

&amp; NCAA Midwest Regional First/Second Rounds, Athens, Ga.

## 1995-96

Overall 17-11

Home 9-5, Away 6-4, Neutral 2-2

Head Coach: Bud Childers

Date	Opponent	W/L	Score
Nov. 25	Murray State	W	62-45
Nov. 28	at Butler	W	75-67
Dec. 2	Cleveland State	W	74-48
Dec. 4	Illinois	W	69-57
Dec. 8	vs. Colorado State+	L	65-74
Dec. 9	vs. St. Francis+	W	73-61
Dec. 16	Miami (Ohio)	W	60-47
Dec. 18	Wright State 2	W	67-65
Dec. 20	at Indiana State	L	78-87
Dec. 29	Old Dominion (19)@	L	70-73
Dec. 30	Northwestern St.@	L	74-81
Jan. 2	Memphis*	L	70-86
Jan. 5	South Florida*	W	87-67
Jan. 7	UAB*	L	63-65
Jan. 14	at UNC Charlotte*	W	68-59
Jan. 19	at DePaul*	L	80-85
Jan. 21	at Marquette*	W	67-40
Jan. 26	Tulane*	L	72-73 (OT)
Jan. 28	Southern Miss*	L	67-81
Feb. 2	at Saint Louis	W	67-55
Feb. 4	at Cincinnati*	W	82-77
Feb. 9	Memphis*	W	81-74
Feb. 16	UNC Charlotte	W	71-67 (OT)
Feb. 19	at Kentucky	L	66-74
Feb. 23	at UAB*	W	83-77
Feb. 25	Saint Louis*	W	86-53
Feb. 29	vs. Saint Louis&	W	75-67
Mar. 1	vs. Memphis&	L	77-98

\* Conference USA game

+ George Washington Invitational, Washington, D.C.

@ Seelbach Cardinal Classic, Louisville, Ky.

&amp; Conference USA Tournament, Birmingham, Ala.

2 Freedom Hall

## 1996-97

Overall 20-9

Home 11-0, Away 6-4, Neutral 3-5

Head Coach: Bud Childers

Date	Opponent	W/L	Score
Nov. 24	vs. Vanderbilt (6)#	L	60-63
Nov. 29	vs. SMU\$	L	54-71
Nov. 30	vs. Bowling Green\$	W	61-60
Dec. 3	Butler	W	65-57
Dec. 8	at Buffalo	L	49-67
Dec. 10	at Miami (Ohio)	L	59-65
Dec. 18	vs. Coastal Carolina%	W	109-29
Dec. 19	vs. North Carolina (20)%	L	67-72
Dec. 20	vs. Penn State (7)%	W	68-58
Dec. 29	Central Connecticut&	W	95-46
Dec. 30	Liberty&	W	82-60
Jan. 3	Memphis*	W	65-50
Jan. 10	at South Florida*	W	79-66
Jan. 12	at UAB*	W	55-48
Jan. 17	Houston*	W	70-46
Jan. 19	UNC Charlotte*	W	79-53
Jan. 24	DePaul*	W	62-55
Jan. 26	Marquette*	W	74-64
Jan. 31	Tulane*	L	72-77
Feb. 2	at Southern Miss*	L	60-65
Feb. 7	Saint Louis*	W	89-56
Feb. 9	Cincinnati*	W	85-59
Feb. 14	at Memphis*	W	78-74
Feb. 18	Kentucky 2	W	64-52
Feb. 21	at UNC Charlotte*	W	80-53
Feb. 23	at Houston*	W	69-57
Mar. 1	Cincinnati@	W	84-67
Mar. 2	Tulane@	L	74-76
Mar. 14	Auburn^	L	65-68

\* Conference USA Game

# Reebok Classic, Boston, Mass.

\$ Coors Classic, Boulder, Col.


% Carolina Classic, Myrtle Beach SC

&amp; Seelbach Classic, Louisville, Ky.

@ Conference USA Tournament, Chicago, Ill.

^ NCAA First Round Mideast Region, Ruston, La.

2 Freedom Hall



Martin Clapp &amp; Sara White

(1997-2000) | 57-36 (.613)

In their first two seasons, the husband and wife co-head coaches led the Cardinals to back-to-back 20 win campaigns and NCAA tournament appearances. In Clapp and White's inaugural year, the 1997-98 Cards earned a No. 10 seed in the NCAA tournament and advanced to the second round for the third time in program history. The following year produced a Conference USA title and another trip to the NCAA tournament. In their three years as co-head coaches, Clapp and White compiled a 57-36 record.

## 1997-98

Overall 20-12

Home 9-4, Away 8-8, Neutral 3-0, C-USA 12-4

Head Coach: Martin Clapp and Sara White

Date	Opponent	W/L	Score
Nov. 14	at Western Kentucky (17)@	L	73-89
Nov. 26	at Wright State	W	86-73
Nov. 29	vs. Penn State#	W	67-58
Nov. 30	at Old Dominion (2)#	L	39-77
Dec. 4	Arkansas (20)	L	57-69
Dec. 9	at Butler	L	58-69
Dec. 18	at Bradley	L	67-76
Dec. 21	Arkansas State	W	93-80
Dec. 27	Monmouth+	W	89-44
Dec. 28	at Florida International (24)+	L	60-77
Jan. 2	DePaul* \$	W	91-80
Jan. 4	Marquette* \$	L	59-79
Jan. 9	at South Florida*	W	83-70 (OT)
Jan. 11	at Houston*	W	79-67
Jan. 16	at Saint Louis*	L	63-64
Jan. 18	at UNC Charlotte*	W	71-60
Jan. 21	at Kentucky &	W	80-62
Jan. 23	Memphis* \$	L	84-86
Jan. 25	at UAB*	W	68-67
Jan. 31	Tulane*	W	81-66
Feb. 2	Southern Miss*	W	85-68
Feb. 6	at DePaul*	W	69-52
Feb. 8	at Marquette*	W	79-74
Feb. 12	at Cincinnati*	L	61-70
Feb. 16	Cincinnati*	W	67-54
Feb. 20	UNC Charlotte*	W	73-50
Feb. 22	Saint Louis*	W	62-61
Feb. 28	UAB% \$	W	90-44
Mar. 1	Marquette% \$	W	77-66
Mar. 2	Memphis% \$	L	75-79
Mar. 14	Utah#	W	69-61
Mar. 16	Duke#	L	53-69

\* Conference USA game

@ Preseason Women's NIT, Bowling Green, Ky.

# Dial Classic, Norfolk, Va.

+ Florida International Holiday Classic (Miami, Fla.)

\$ Games Played at Louisville Gardens

&amp; Game was an away game for Louisville played at Freedom Hall

% Conference USA Tournament, Louisville, Ky.

# NCAA West Region, First/Second Rounds, Durham, N.C.

() National Ranking

## 1998-99

Overall 21-11

Home 10-3, Away 7-5, Neutral 4-3, C-USA 12-4

Head Coach: Martin Clapp and Sara White

Date	Opponent	W/L	Score
Nov. 16	at East Tennessee State	W	85-80
Nov. 20	vs. Texas-Arlington@	W	72-61
Nov. 21	at Arkansas (18)@	L	61-70
Nov. 27	vs. Kentucky#	L	62-73
Nov. 28	vs. Illinois State#	W	99-48
Nov. 29	vs. Nebraska (23)#	L	61-62
Dec. 4	vs. Jackson State^	W	87-58
Dec. 5	at Missouri^	L	76-87 (OT)
Dec. 12	Butler	W	71-70
Dec. 18	Wright State	W	89-56
Dec. 22	Cincinnati*	W	70-59
Dec. 28	Eastern Kentucky!	W	87-49
Dec. 29	Nebraska (16)!	W	77-66



# All-Time Results

Jan. 1	at DePaul*	W	87-77
Jan. 3	at Marquette*	L	71-87
Jan. 8	Houston*	W	85-69
Jan. 10	South Florida*	W	84-64
Jan. 14	Saint Louis*	W	62-56
Jan. 16	UNC Charlotte*	W	69-54
Jan. 20	Kentucky	L	56-69
Jan. 22	at Memphis*	W	84-74
Jan. 24	UAB*	L	50-68
Jan. 29	at Tulane*	W	63-58
Jan. 31	at Southern Miss*	W	74-58
Feb. 6	DePaul*	W	69-54
Feb. 8	Marquette*	L	65-70
Feb. 14	at Cincinnati*	L	61-70
Feb. 19	at Saint Louis*	W	79-70
Feb. 21	at UNC Charlotte*	W	72-65
Feb. 27	vs. Southern Miss%	W	77-73
Feb. 28	at Tulane (24)%	L	74-87
Mar. 12	vs. Illinois\$	L	67-69

\* Conference USA game

% Conference USA Tournament, New Orleans, La.

@ Arkansas Invitational, Fayetteville, Ark. | # Wahine Classic, Honolulu, Ha.

^ Mid-America Classic, Columbia, Mo.

! Seelbach Hilton Holiday Classic, Louisville, Ky.

\$ NCAA Tournament, Clemson, S.C.; () National Ranking

## 1999-2000

Overall 16-13

Home 11-4, Away 5-8, Neutral 0-1

Head Coach: Martin Clapp and Sara White

Date	Opponent	W/L	Score
Nov. 20	UNC Asheville	W	79-56
Nov. 23	at Alaska-Anchorage!	W	69-58
Nov. 25	vs. Kansas (16)!	L	68-78
Nov. 30	at Arkansas State	L	70-84
Dec. 4	Maryland Eastern Shores	W	99-59
Dec. 11	East Tennessee State	W	63-47
Dec. 16	Bellarmine	W	80-56
Dec. 18	at VCU	L	60-76
Dec. 21	at Butler	W	82-50
Dec. 28	Western Illinois#	W	55-51
Dec. 29	Arizona (15)#	L	70-80
Jan. 2	Cincinnati*	W	65-56
Jan. 7	at Marquette*	L	57-67
Jan. 9	at DePaul*	L	61-84
Jan. 14	Southern Miss*	W	83-52
Jan. 16	Tulane (13)*	W	75-73
Jan. 20	Saint Louis*	W	66-58
Jan. 22	UNC Charlotte*	W	70-63
Jan. 28	at UAB*	W	67-50
Jan. 30	at Memphis*	L	58-61
Feb. 5	at UNC Charlotte*	W	70-63
Feb. 7	at Saint Louis*	L	52-56
Feb. 11	DePaul*	L	67-81
Feb. 13	Marquette*	L	49-60
Feb. 18	at South Florida*	W	58-43
Feb. 20	Houston*	W	68-54
Feb. 22	at Kentucky	L	65-75
Feb. 27	at Cincinnati*	L	65-84
Mar. 3	UNC Charlotte\$	L	62-75

\* Conference USA game

! Great Alaska Shootout, Anchorage, Alaska

# adidas Seelbach Hilton Holiday Classic, Louisville, Ky.

\$ Conference USA Tournament, Louisville, Ky. (Freedom Hall)

() National ranking



**Martin Clapp**

(1997-2003) | 108-73 (.596)

In his first year as sole head coach, Clapp compiled a 19-10 record and his Cardinals were a perfect 13-0 at home. He was named C-USA Coach of the Year in 2001 after leading his team to the Conference USA regular season championship. Clapp's Cards went on to make an NCAA appearance that same year. Clapp followed that season with a 17-13 campaign and a trip to the WNIT. During his tenure as sole head coach, Clapp posted a 51-37 record. His total career coaching record is 108-73

## 2000-01

Overall 19-10

Home 13-0, Away 6-5, Neutral 0-5, C-USA 14-2

Head Coach: Martin Clapp

Date	Opponent	W/L	Score
Nov. 17	vs. UC Santa Barbara (25)!	L	67-78
Nov. 19	vs. Oakland!	L	71-76
Nov. 25	vs. Texas (15)@	L	59-73
Nov. 26	vs. Minnesota@	L	64-68
Nov. 30	at Western Kentucky	L	79-86
Dec. 2	Illinois State	W	87-59
Dec. 9	Kentucky	W	63-57
Dec. 17	at Arizona(23)	L	60-90
Dec. 20	Canisius	W	88-69
Dec. 28	Niagara#	W	92-62
Dec. 29	Austin Peay#	W	91-68
Jan. 1	Cincinnati*	W	72-58
Jan. 5	South Florida*	W	69-64
Jan. 7	at Houston*	L	63-85
Jan. 12	at DePaul*	W	99-97 (OT)
Jan. 14	at Marquette*	W	76-61
Jan. 19	Charlotte*	W	69-51
Jan. 21	Saint Louis*	W	71-67
Jan. 26	at Tulane*	W	64-60
Jan. 28	at Southern Miss*	W	70-60
Feb. 2	Memphis*	W	88-62
Feb. 4	UAB*	W	72-63
Feb. 8	Marquette*	W	79-74 (OT)
Feb. 11	DePaul*	W	66-54
Feb. 16	at Saint Louis*	W	61-44
Feb. 18	at Charlotte*	L	52-58
Feb. 24	at Cincinnati*	W	70-57
Mar. 3	vs. DePaul \$	L	57-78
Mar. 16	at Xavier%	L	52-80

\* Conference USA game | ! Time Warner Cable Classic, Lincoln, Neb.

@ Torneo Cancun de Basquetbol, Cancun, Mexico

# Holiday Classic, Louisville, Ky. | \$ Conference USA Tournament, Milwaukee, Wis. | % NCAA First Round, Xavier University, Cincinnati, Ohio

() National Ranking

## 2001-02

Overall 17-13

Home 12-1, Away 3-9, Neutral 2-3, C-USA 8-6

Head Coach: Martin Clapp

Date	Opponent	W/L	Score
Nov. 20	Evansville	W	84-74
Nov. 23	Alabama#	L	89-90
Nov. 24	William and Mary#	W	89-67
Nov. 27	at Illinois State	W	72-58
Dec. 1	Western Kentucky	L	86-94
Dec. 12	Coppin State	W	96-45
Dec. 14	at Ohio State@	W	67-66
Dec. 15	Colorado State@	L	72-82
Dec. 19	at Kentucky	L	53-72
Dec. 22	Wofford	W	83-59
Dec. 28	Miami (Ohio)	W	92-71
Dec. 29	Coastal Carolina	W	66-56
Jan. 4	Cincinnati (25)*	W	71-65
Jan. 7	at Vanderbilt	L	32-71
Jan. 11	Charlotte*	W	74-52
Jan. 13	East Carolina*	W	84-68
Jan. 18	at Houston*	L	68-71
Jan. 20	at TCU*	L	50-57
Jan. 25	South Florida*	W	85-72
Jan. 27	UAB*	W	68-53
Feb. 1	at Southern Miss*	L	54-57
Feb. 3	at Tulane*	L	54-70
Feb. 8	Memphis*	W	95-88
Feb. 10	Saint Louis*	W	63-60
Feb. 15	at DePaul*	L	81-83 (OT)
Feb. 17	at Marquette*	W	72-58
Feb. 24	at Cincinnati*	L	71-85
Mar. 1	Southern Miss^	W	83-52
Mar. 2	Cincinnati^	L	70-80
Mar. 13	at Ball State\$	L	84-95

\* Conference USA game

# Pepperdine Thanksgiving Classic, Malibu, Calif.

@ Women's Sports Foundation Tournament, Columbus, Ohio

^ Conference USA Tournament, Chicago, Ill. | \$ WNIT, Muncie, Ind.

## 2002-03

Overall 15-14

Home 11-4, Away 2-9, Neutral 2-1, C-USA 5-9

Head Coach: Martin Clapp

Date	Opponent	W/L	Score
Nov. 24	at Evansville	L	58-60

Nov. 29	at Florida Atlantic	W	83-57
Dec. 3	at Western Kentucky	L	67-87
Dec. 13	IPFW	W	104-56
Dec. 15	Chattanooga	L	79-84
Dec. 18	vs. New Orleans&	W	56-47
Dec. 19	LSU (2)&	L	46-65
Dec. 22	Eastern Illinois	W	91-58
Dec. 27	Ball State	W	85-71
Dec. 28	Troy State	W	73-55
Jan. 2	Vanderbilt (11)	W	92-82
Jan. 5	Kentucky	W	86-62
Jan. 7	Columbia	W	78-54
Jan. 11	at Cincinnati*	L	48-67
Jan. 17	Houston*	W	90-78
Jan. 19	TCU*	W	78-62
Jan. 24	at UAB*	L	62-75
Jan. 26	at South Florida*	W	72-63
Jan. 31	Tulane*	W	77-70
Feb. 2	Southern Miss*	W	93-61
Feb. 7	at East Carolina*	L	69-74
Feb. 9	at Charlotte*	L	65-80
Feb. 16	Cincinnati*	L	66-73 (2OT)
Feb. 21	Marquette*	L	76-79
Feb. 23	DePaul*	L	61-73
Feb. 28	at Saint Louis*	L	66-70
Mar. 2	at Memphis*	L	87-72
Mar. 6	vs. Saint Louis%	W	86-59
Mar. 7	vs. DePaul%	L	57-66

\* Conference USA game

& Women's College Hoops.com Classic, Baton Rouge, La.

% Conference USA Tournament, The Pyramid, Memphis, Tenn.



**Tom Collen**

(2003-2007) | 88-37 (.704)

Tom Collen earned the distinction of becoming the winningest coach in school history in just four seasons with the Cardinals. He guided the Cardinals to an 88-37 (.704) record in four seasons. He became one of two coaches to guide the Cardinals to three consecutive NCAA Tournament appearances. In his final season, he guided Louisville to its first national ranking and most wins in school history at the time with a 27-8 record.

## 2003-04

Overall 20-10

Home 13-2, Away 5-7, Neutral 2-1, C-USA 11-3

Head Coach: Tom Collen

Date	Opponent	W/L	Score
Nov. 21	Xavier	L	64-72
Nov. 23	IPFW	W	81-70
Nov. 25	at Chattanooga	L	65-68
Nov. 28	vs. Princeton&	W	68-61
Nov. 29	at Vanderbilt	L	68-73 (OT)
Dec. 3	at Kentucky	L	80-84 (OT)
Dec. 6	Western Kentucky	W	76-75
Dec. 9	at Ball State	W	94-86
Dec. 14	Jackson State	W	76-48
Dec. 18	at Cleveland State	L	68-79
Dec. 20	at Detroit	W	64-40
Dec. 28	Florida Atlantic	W	93-67
Jan. 3	Morehead State	W	61-39
Jan. 9	at DePaul*	L	83-102
Jan. 11	at Marquette*	L	58-72
Jan. 16	Saint Louis*	W	72-51
Jan. 18	Memphis*	W	66-65
Jan. 23	at TCU (21)*	L	42-67
Jan. 25	at Houston (23)*	W	77-75 (OT)
Jan. 31	Cincinnati*	W	65-54
Feb. 6	UAB*	W	83-70
Feb. 8	South Florida*	W	86-71
Feb. 13	at Tulane*	W	48-47
Feb. 15	at Southern Miss*	W	67-58
Feb. 20	Charlotte*	W	86-84
Feb. 22	East Carolina*	W	79-75 (OT)
Feb. 28	at Cincinnati*	W	58-48
Mar. 5	Memphis%	W	63-58

## All-Time Results

Mar. 6 TCU (15)% L 59-69  
Mar. 18 Western Michigan@ L 61-63

\* Conference USA game

& Vanderbilt Tournament, Nashville, Tenn.

% C-USA Tournament, Daniel-Meyer Coliseum, Fort Worth, Texas  
@ WNIT, Cardinal Arena, Louisville, Ky.

## 2004-05

Overall 22-9

Home 11-1, Away 6-4, Neutral 5-4, C-USA 11-3

Head Coach: Tom Collen

Date	Opponent	W/L	Score
Nov. 19	at Vermont&	L	56-59
Nov. 20	vs. Auburn&	W	76-60
Nov. 26	vs. Hampton#	W	63-55
Nov. 27	vs. NC State (25)#	L	49-54
Dec. 3	at Indiana	L	57-61
Dec. 5	Kentucky	W	66-49
Dec. 8	Detroit	W	69-54
Dec. 12	Western Kentucky	W	78-68
Dec. 16	Alabama State	W	77-46
Dec. 19	Murray State	W	97-45
Dec. 22	at Xavier	W	64-61
Dec. 28	vs. Florida State (19/21)\$	L	54-69
Dec. 29	vs. Maine\$	W	69-57
Jan. 7	at South Florida*	L	59-67
Jan. 9	at UAB*	W	74-59
Jan. 16	at Cincinnati*	W	72-71
Jan. 21	TCU*	W	63-57
Jan. 23	Houston*	W	50-49
Jan. 28	at Memphis*	W	75-68
Jan. 30	at Saint Louis*	W	72-55
Feb. 5	DePaul (17/17)*	L	60-70
Feb. 7	Marquette*	W	70-56
Feb. 11	at Charlotte*	W	63-60 (OT)
Feb. 13	at East Carolina*	L	65-71 (OT)
Feb. 18	Southern Miss*	W	80-65
Feb. 20	Tulane*	W	70-51
Feb. 25	Cincinnati*	W	61-58
Mar. 4	vs. Marquette%	W	69-54
Mar. 5	vs. Houston%	W	56-48
Mar. 6	vs. TCU%	L	41-60
Mar. 19	vs. Southern California@	L	49-65

\* Conference USA game

& Northbank Classic, Burlington, Vt.

# Paradise Jam, St. Thomas, Virgin Islands

\$ Lady Griz Classic, Missoula, Mont.

% C-USA Tournament, Halton Arena, Charlotte, N.C.

@ NCAA 1st Round, Williams Arena, Minneapolis, Minn.

## 2005-06

Overall 19-10

Home 12-1, Away 4-7, Neutral 3-2, BIG EAST 10-6

Head Coach: Tom Collen

Date	Opponent	W/L	Score
Nov. 20	UC-Santa Barbara	W	76-56
Nov. 25	vs. Eastern Kentucky#	W	75-45
Nov. 26	vs. Georgia Southern#	W	88-44
Nov. 29	at Western Kentucky	L	61-71
Dec. 4	Indiana	W	72-67
Dec. 10	Xavier	W	78-64
Dec. 15	Northern Colorado	W	66-57
Dec. 19	vs. Texas Tech\$	L	57-68
Dec. 20	vs. Western Michigan\$	W	73-50
Dec. 28	at Kentucky	W	64-55
Dec. 30	St. Francis	W	90-49
Jan. 3	at Syracuse*	W	90-73
Jan. 7	Villanova*	W	63-57
Jan. 10	at West Virginia*	L	73-99
Jan. 14	Notre Dame (19/20)*	W	61-51
Jan. 18	Georgetown*	W	89-68
Jan. 21	at Rutgers (9/9)*	L	55-80
Jan. 25	at DePaul (10/12)*	L	44-48
Jan. 31	Connecticut (3/4)*	L	68-75
Feb. 4	Marquette*	W	70-58
Feb. 8	at Pittsburgh*	W	71-63
Feb. 12	Syracuse*	W	64-48
Feb. 15	at St. John's*	L	63-79
Feb. 18	at Cincinnati*	L	65-76
Feb. 21	South Florida*	W	65-56
Feb. 25	at Seton Hall*	W	65-45
Feb. 28	Providence*	W	75-64
Mar. 4	vs. West Virginia%	L	45-54
Mar. 18	at Vanderbilt (25)@	L	64-76

\* BIG EAST game

# MTSU Classic, Murfreesboro, Tenn.

\$ Caribbean Classic, Cancun, Mexico

% BIG EAST Tournament, Hartford, Conn.

@ NCAA 1st Round, Memorial Gymnasium, Nashville, Tenn.

## 2006-07

Overall 27-8 • Final Ranking No. 23/24

Home 17-1, Away 7-5, Neutral 3-2, BIG EAST 10-6

Head Coach: Tom Collen

Date	Opponent	W/L	Score
Nov. 10	Dayton #	W	81-54
Nov. 11	Winthrop #	W	69-45
Nov. 12	Memphis #	W	102-64
Nov. 19	Furman	W	89-44
Nov. 24	at UC Santa Barbara	W	72-66
Nov. 26	at Northern Colorado	W	82-52
Nov. 30	at Xavier	W	63-59
Dec. 3	Kentucky	W	83-75
Dec. 9	Western Kentucky	W	70-58
Dec. 14	Cincinnati	W	67-62
Dec. 16	Belmont	W	80-51
Dec. 18	Butler	W	80-77
Dec. 21	at Florida	W	77-60
Dec. 29	Eastern Illinois	W	93-75
Dec. 31	Sacramento State	W	77-42
Jan. 3	at Providence*	L	94-106 (OT)
Jan. 6	Seton Hall*	W	88-67
Jan. 9	at Georgetown*	W	57-54
Jan. 16	at USF*	L	58-74
Jan. 21	Rutgers*	W	53-50
Jan. 24	Pittsburgh*	W	72-59
Jan. 30	at Villanova*	W	64-59
Feb. 3	DePaul*	W	86-68
Feb. 7	at Notre Dame*	L	55-64
Feb. 10	Syracuse*	W	98-50
Feb. 13	at Connecticut*	L	56-84
Feb. 17	at Marquette (21/21)*	L	54-65
Feb. 20	St. John's*	W	91-62
Feb. 24	at Syracuse*	W	67-56
Feb. 26	West Virginia*	L	71-76 (OT)
Mar. 3	vs. St. John's%	W	68-54
Mar. 4	vs. West Virginia%	W	68-56
Mar. 5	vs. Connecticut%	L	50-76
Mar. 17	vs. Brigham Young@	W	80-54
Mar. 19	vs. Arizona State@	L	58-67

\* BIG EAST game

# Cardinal Classic, Bellarmine University, Louisville, Ky.

% BIG EAST Tournament, Hartford, Conn.

@ NCAA First/Second Rounds, Greensboro Regional, Los Angeles, Calif.



Jeff Walz

(2007-PRESENT) | 359-104 (.775)

Jeff Walz is in the process of rewriting the record book for the Louisville women's basketball program. In his 13 seasons at the helm, he has become the winningest coach in program history while guiding the school to 11 NCAA Tournaments. In his first season, he was named the WBCA Maggie Dixon Rookie Coach of the Year for taking Louisville to its first Sweet 16. Since then, the Cardinals have secured two national runner-up finishes, three Final Fours, and nine trips to the Sweet 16.

## 2007-08

Overall 26-10 • Final Ranking No. 19/12

Home 10-2, Away 10-5, Neutral 6-3, BIG EAST 10-6

Head Coach: Jeff Walz

Date	Opponent	W/L	Score
Nov. 10	at Ball State	W	81-62
Nov. 17	vs. Western Carolina#	L	72-77
Nov. 18	at Minnesota#	L	69-74
Nov. 23	vs. Delaware&	W	80-55
Nov. 24	at Chattanooga&	W	80-53
Dec. 2	Florida	W	79-62
Dec. 9	Xavier	W	67-45

Dec. 12	at Vermont	W	87-52
Dec. 16	at Western Kentucky	W	76-60
Dec. 20	at Kentucky	W	80-65
Dec. 22	at Coppin State	W	69-51
Dec. 28	Mercer	W	99-74
Dec. 30	Middle Tennessee	W	76-64
Jan. 5	at Syracuse*	L	56-79
Jan. 8	Notre Dame (14/14)*	L	74-82
Jan. 12	Connecticut (1/1)*	L	71-92
Jan. 15	Cincinnati*	W	69-37
Jan. 20	at Rutgers (5/5)*	L	57-70
Jan. 23	Marquette*	W	79-69
Jan. 27	at Pittsburgh (19/21)*	L	67-76
Jan. 30	at Cincinnati*	W	79-56
Feb. 2	South Florida*	W	87-51
Feb. 10	at DePaul (25/24)*	W	79-68
Feb. 13	at St. John's*	W	96-74
Feb. 17	Georgetown*	W	65-51
Feb. 23	at Seton Hall*	W	84-48
Feb. 26	Providence	W	82-57
Mar. 1	at West Virginia (13/13)*	L	70-78
Mar. 3	Villanova*	W	84-52
Mar. 8	vs. St. John's%	W	63-47
Mar. 9	vs. Rutgers (4/5)%	W	57-56
Mar. 10	vs. West Virginia (13/13)%	W	67-60
Mar. 11	vs. Connecticut (1/1)%	L	59-65
Mar. 23	vs. Miami (Ohio)@	W	81-67
Mar. 25	vs. Kansas State (15/16)@	W	80-63
Mar. 29	vs. North Carolina (2/2)!	L	74-78

\* BIG EAST game

# Subway Classic, Minneapolis, Minn.

& Panera Bread Classic, Chattanooga, Tenn.

% BIG EAST Tournament, Hartford, Conn.

@ NCAA First/Second Rounds, New Orleans Regional, Bridgeport, Conn.

! NCAA Sweet 16, New Orleans Regional Final, New Orleans, La.

## 2008-09

Overall 34-5 • Final Ranking No. 7/2

Home 14-1, Away 12-2, Neutral 8-2, BIG EAST 14-2

Head Coach: Jeff Walz

Date	Opponent	W/L	Score
Nov. 15	at Tennessee Tech	W	82-49
Nov. 17	vs. Austin Peay^	W	72-42
Nov. 22	at Xavier (22/23)	W	65-55
Nov. 25	at Utah	W	59-48
Nov. 28	vs. Alabama&	W	73-56
Nov. 29	at Nevada&	L	82-85
Dec. 4	at Middle Tennessee St.	W	67-44
Dec. 7	Ball State	W	82-51
Dec. 10	Hartford	W	70-42
Dec. 14	Kentucky	W	75-59
Dec. 21	Vermont	W	67-56
Dec. 28	Morehead State#	W	66-38
Dec. 29	Central Michigan#	W	95-72
Dec. 30	New Hampshire#	W	82-40
Jan. 3	DePaul*	W	78-60
Jan. 6	Seton Hall*	W	76-47
Jan. 11	Rutgers (16/17)*	W	64-59
Jan. 14	at South Florida*	W	76-60
Jan. 17	at Georgetown*	W	74-58
Jan. 20	Cincinnati*	W	66-50
Jan. 26	at Connecticut (1/1)*	L	65-93
Jan. 31	at Providence*	W	81-49
Feb. 3	Syracuse*	W	78-57
Feb. 7	West Virginia*	L	70-79
Feb. 11	at Notre Dame (22/22)*	W	71-66
Feb. 14	at Cincinnati*	W	67-52
Feb. 17	St. John's*	W	89-60
Feb. 21	at Villanova*	W	70-56
Feb. 28	Pittsburgh (15/20)*	W	75-51
Mar. 2	at Marquette*	W	66-61
Mar. 8	vs. Rutgers%	W	87-82 (2OT)
Mar. 9	vs. Pittsburgh (14/19)%	W	69-63
Mar. 10	vs. Connecticut (1/1)%	L	36-75
Mar. 22	vs. Liberty@	W	62-42
Mar. 24	at LSU@	W	62-52
Mar. 28	vs. Baylor (5/5)!	W	56-39
Mar. 30	vs. Maryland (3/3)!	W	77-60
Apr. 5	vs. Oklahoma (4/4)\$	W	61-59
Apr. 7	vs. Connecticut (1/1) \$	L	54-76

\* BIG EAST game

^ Game played in Kentucky International Convention Center, Louisville, Ky.

& Nugget Classic, Reno, Nev.

# Downtown Marriott Cardinal Classic, Louisville, Ky.

% BIG EAST Tournament, Hartford, Conn.

@ NCAA First/Second Rounds, Raleigh Regional, Baton Rouge, La.

! NCAA Raleigh Regional, Raleigh, N.C.

\$ NCAA Final Four, St. Louis, Mo.



# All-Time Results

## 2009-10

Overall 14-18

Home 7-7, Away 4-10, Neutral 3-1, BIG EAST 5-11

Head Coach: Jeff Walz

Date	Opponent	W/L	Score
Nov. 15	at Dayton	W	65-63
Nov. 17	at Hartford	L	50-62
Nov. 22	Tennessee Tech	W	84-54
Nov. 27	vs. Northern Iowa	W	81-53
Nov. 28	vs. Old Dominion	W	82-75
Dec. 2	at Central Michigan	L	75-84
Dec. 6	Utah	W	60-55
Dec. 9	Middle Tennessee	L	84-94
Dec. 13	IUPUI	W	88-58
Dec. 16	at Tennessee	L	56-86
Dec. 20	at Kentucky	L	67-101
Dec. 22	at New Hampshire	W	76-67
Dec. 29	IPFW	W	91-62
Jan. 2	at Cincinnati*	W	63-49
Jan. 5	at DePaul*	L	70-76 (OT)
Jan. 9	Providence*	W	67-48
Jan. 16	at Georgetown (18/24)*	L	56-60
Jan. 19	Notre Dame (4/5)*	L	60-78
Jan. 23	Syracuse*	L	58-64
Jan. 26	Villanova*	W	53-50
Jan. 30	at West Virginia (16/11)*	L	66-72
Feb. 2	Cincinnati*	L	68-74 (OT)
Feb. 7	Connecticut (1/1)*	L	38-84
Feb. 10	at St. John's (24/25)*	L	56-91
Feb. 14	at Pittsburgh*	L	69-72
Feb. 16	Marquette*	W	77-61
Feb. 24	at Seton Hall*	W	72-49
Feb. 27	South Florida*	L	60-63
Mar. 1	at Rutgers*	L	52-72
Mar. 5	vs. Pittsburgh %	W	79-71
Mar. 6	vs. Notre Dame (3/4)%	L	52-89
Mar. 17	Bradley@	L	59-69

\* BIG EAST game | & Cancun Thanksgiving Classic, Cancun, Mexico

% BIG EAST Tournament, Hartford, Conn.

@ Women's Basketball Invitational, Louisville, Ky.

## 2010-11

Overall 22-13 • Final Ranking No. RV/19

Home 13-2, Away 6-7, Neutral 3-4, BIG EAST 10-6

Head Coach: Jeff Walz

Date	Opponent	W/L	Score
Nov. 12	Tennessee (4/4)	L	50-63
Nov. 14	at Ohio	W	84-47
Nov. 17	Houston Baptist	W	100-34
Nov. 19	SEMO	W	97-43
Nov. 23	at Xavier (4/5)	L	59-71
Nov. 26	at Old Dominion	L	65-69
Nov. 29	at IPFW	W	100-79
Dec. 2	Miss. Valley St.	W	96-37
Dec. 5	Kentucky (8/9)	W	78-52
Dec. 11	Dayton	W	69-55
Dec. 15	at Cincinnati*	W	78-40
Dec. 18	vs. Marist	L	68-74
Dec. 19	vs. Houston	L	80-92
Dec. 20	vs. Nebraska (RV/21)&	W	65-51
Dec. 28	Tennessee-Martin	W	92-67
Jan. 4	St. John's (18/18)*	W	84-73
Jan. 9	Pittsburgh*	W	79-68
Jan. 12	at Notre Dame (12/12)*	L	60-80
Jan. 15	at Connecticut (2/2)	L	55-78
Jan. 22	Cincinnati*	W	83-47
Jan. 26	at Marquette*	L	65-76
Jan. 29	Rutgers*	W	56-45
Feb. 1	Georgetown (17/19)*	L	52-76
Feb. 6	at Villanova*	W	64-48
Feb. 13	West Virginia (17/19)*	W	57-47
Feb. 16	at Syracuse*	L	45-53
Feb. 19	at USF*	W	66-55
Feb. 23	DePaul (7/11)*	W	68-55
Feb. 26	Seton Hall*	W	59-49
Feb. 28	at Providence*	L	61-63
Mar. 5	vs. Villanova%	W	69-47
Mar. 6	vs. Notre Dame (7/8)%	L	53-63
Mar. 20	vs. Vanderbilt@	W	81-62
Mar. 22	at Xavier (5/5)@	W	85-75
Mar. 26	vs. Gonzaga (20/19)!	L	69-76

\* BIG EAST game

& Duel in the Desert, Las Vegas, Nevada

% BIG EAST Tournament, Hartford, Conn.

@ NCAA First/Second Rounds, Spokane Regional, Cincinnati, Ohio

! NCAA Sweet 16, Spokane Regional Final, Spokane, Wash.

## 2011-12

Overall 23-10 • Final Ranking No. 19/16

Home 11-2, Away 10-7, Neutral 2-1, BIG EAST 10-6

Head Coach: Jeff Walz

Date	Opponent	W/L	Score
Nov. 13	at Missouri State	W	73-64
Nov. 15	at Texas A&M (6/6)	L	58-76
Nov. 17	at Eastern Kentucky	W	77-53
Nov. 20	Xavier	W	62-44
Nov. 22	Austin Peay	W	78-60
Nov. 25	at Florida State	W	85-76
Nov. 26	at Florida A&M	W	86-66
Nov. 29	Murray State	W	105-62
Dec. 4	at Kentucky (12/10)	L	54-74
Dec. 10	Gardner-Webb	W	92-27
Dec. 14	at Cincinnati*	W	64-59
Dec. 17	at Portland	W	71-42
Dec. 19	at Washington State	W	75-71
Dec. 28	UT-Martin	W	70-57
Jan. 3	Marquette*	W	70-53
Jan. 8	at St. John's*	L	64-72
Jan. 11	South Florida*	W	63-57
Jan. 14	at Rutgers*	L	68-71 (OT)
Jan. 18	Providence*	W	64-48
Jan. 22	at Georgetown (19/17)*	W	64-61
Jan. 28	Villanova*	W	62-58
Jan. 31	at DePaul*	L	61-86
Feb. 4	at West Virginia*	L	50-66
Feb. 7	Connecticut (3/3)*	L	46-56
Feb. 11	Syracuse*	W	89-62
Feb. 14	at Pittsburgh*	W	71-66 (OT)
Feb. 20	Notre Dame*	L	52-68
Feb. 25	DePaul*	W	75-62
Feb. 27	at Seton Hall*	W	63-53
Mar. 3	vs. Villanova%	W	63-47
Mar. 4	vs. St. John's (18/21)%	L	61-68 (OT)
Mar. 17	vs. Michigan State@	W	67-55
Mar. 19	at Maryland (5/5)@	L	68-72

\* BIG EAST game

% BIG EAST Tournament, Hartford, Conn.

@ NCAA First/Second Rounds, Raleigh Regional, College Park, Md.

## 2012-13

Overall 29-9 • Final Ranking No. 16/3

Home 16-2, Away 6-5, Neutral 7-2, BIG EAST 11-5

Head Coach: Jeff Walz

Date	Opponent	W/L	Score
Nov. 9	Texas A&M (15/12)	W	47-45
Nov. 11	Portland	W	95-48
Nov. 15	at Austin Peay	W	90-52
Nov. 20	UCF#	W	90-73
Nov. 21	Gonzaga#	W	55-42
Nov. 22	Oregon State#	W	61-43
Nov. 26	at UT Martin	W	79-61
Nov. 28	Eastern Kentucky	W	76-42
Dec. 2	Kentucky (9/8)	L	47-48
Dec. 8	Valparaiso	W	96-40
Dec. 14	at Colorado	L	66-70
Dec. 18	Washington State	W	75-39
Dec. 21	Wagner College	W	106-32
Dec. 31	Tennessee State	W	88-25
Jan. 5	at DePaul*	L	80-86
Jan. 8	Rutgers*	W	66-57
Jan. 12	at Providence*	W	70-62
Jan. 15	at Connecticut* (3/2)	L	58-72
Jan. 18	Cincinnati*	W	72-33
Jan. 22	at Marquette*	W	64-63
Jan. 27	St. John's*	W	57-54
Jan. 30	at USF*	W	78-75
Feb. 2	Georgetown*	W	74-60
Feb. 9	Pittsburgh*	W	78-45
Feb. 11	at Notre Dame* (2/3)	L	64-93
Feb. 17	DePaul*	W	81-55
Feb. 20	USF*	L	73-62
Feb. 24	at Villanova*	W	55-49
Feb. 27	Seton Hall*	W	72-62
Mar. 4	at Syracuse* (24/20)	L	57-68
Mar. 10	St. John's%	W	62-55
Mar. 11	Notre Dame% (2/2)	L	59-83
Mar. 24	Middle Tennessee@	W	74-49
Mar. 26	Purdue@ (21/21)	W	76-63
Mar. 31	Baylor! (1/1)	W	82-81
Apr. 2	Tennessee! (10/9)	W	86-78
Apr. 7	California\$ (6/6)	W	64-57
Apr. 9	Connecticut\$ (3/3)	L	60-93

\* BIG EAST game % BIG EAST Tournament, Hartford, Conn.

# Hardwood Tournament of Hope Puerto, Vallarta, Mexico

@ NCAA First/Second Rounds, Oklahoma City Regional, Louisville, Ky.

! NCAA Regional, Oklahoma City, Okla.

\$ NCAA Final Four, New Orleans, La.

## 2013-14

Overall 33-5 • Final Ranking No. 4/5

Home 18-2, Away 12-2, Neutral 3-1, AAC 16-2

Head Coach: Jeff Walz

Date	Opponent	W/L	Score
Nov. 9	Loyola Chicago%	W	101-54
Nov. 11	Quinnipiac%	W	100-82
Nov. 14	LSU% (14/16)	W	88-67
Nov. 17	at Oklahoma! (11/13)	W	97-92 (OT)
Nov. 21	Ohio	W	90-33
Nov. 24	Florida State	W	69-59 (OT)
Nov. 27	at Western Kentucky	W	74-61
Dec. 1	at Kentucky (7/7)	L	64-69
Dec. 3	Missouri State	W	91-49
Dec. 7	Wright State	W	99-40
Dec. 14	Austin Peay	W	108-53
Dec. 17	at Ball State	W	105-67
Dec. 21	Colorado (11/14)	W	69-62
Dec. 29	SMU*	W	71-51
Jan. 1	at Temple*	W	77-68
Jan. 4	Cincinnati*	W	64-45
Jan. 12	at USF*	W	62-54
Jan. 15	UCF*	W	75-56
Jan. 19	at SMU*	W	81-66
Jan. 21	at Houston*	W	93-52
Jan. 26	Memphis*	W	88-61
Jan. 28	at Rutgers*	W	80-71
Feb. 2	USF*	W	79-59
Feb. 4	at UCF*	W	74-59
Feb. 9	at Connecticut* (1/1)	L	64-81
Feb. 12	Temple*	W	60-50
Feb. 16	at Memphis*	W	82-66
Feb. 19	Houston*	W	81-62
Feb. 23	Rutgers* (25/RV)	W	73-58
Mar. 1	at Cincinnati*	W	75-51
Mar. 3	Connecticut* (1/1)	L	48-68
Mar. 8	vs. Houston#	W	88-43
Mar. 9	vs. USF#	W	60-56
Mar. 10	vs. Connecticut# (1/1)	L	52-72
Mar. 23	vs. Idaho^	W	88-42
Mar. 25	at Iowa^ (19/25)	W	83-53
Mar. 30	LSU@	W	73-47
Apr. 1	Maryland@ (11/9)	L	73-76

\* American Athletic Conference game

% Preseason WNIT, Louisville, Ky.

! Preseason WNIT Final, Norman, Okla.

# AAC Tournament, Mohegan Sun Arena, Uncasville, Conn.

^ NCAA First/Second Rounds, Louisville Regional, Iowa City, Iowa

@ NCAA Regional, Louisville, Ky.; @ National Ranking

## 2014-15

Overall 27-7 • Final Ranking No. 8/10

Home 16-1, Away 9-4, Neutral 2-2, ACC 12-4

Head Coach: Jeff Walz

Date	Opponent	W/L	Score
Nov. 14	at IUPUI	W	89-69
Nov. 16	UT-Martin	W	77-43
Nov. 20	Belmont	W	95-35
Nov. 23	Ball State	W	69-56
Nov. 25	Western Kentucky (RV/RV)	W	89-67
Nov. 28	Lafayette	W	102-61
Nov. 30	at Valparaiso	W	86-59
Dec. 4	Iowa^ (22/19)	W	86-52
Dec. 7	Kentucky (13/13)	L	68-77
Dec. 15	Old Dominion	W	100-46
Dec. 18	at Grand Canyon	W	65-51
Dec. 21	at California (24/23)	W	70-57
Dec. 29	Evansville	W	73-51
Jan. 2	Georgia Tech*	W	75-48
Jan. 4	at Pittsburgh*	W	63-57
Jan. 11	at Wake Forest*	W	79-68
Jan. 14	NC State*	W	65-58
Jan. 18	Virginia*	W	67-55
Jan. 22	at Florida State* (17/17)	L	63-68
Jan. 25	Miami (Fla.)* (RV/RV)	W	68-55
Jan. 29	Syracuse* (23/22)	W	78-58
Feb. 2	at Duke* (15/16)	L	58-66
Feb. 8	Pittsburgh*	W	48-35
Feb. 12	at Clemson*	W	81-49
Feb. 15	North Carolina* (17/14)	W	75-66
Feb. 19	at Virginia Tech*	W	69-49
Feb. 23	at Notre Dame* (4/4)	L	52-68
Feb. 26	Boston College*	W	77-60

## All-Time Results

Mar. 1	at Virginia*	L	59-75
Mar. 6	vs. North Carolina# (15/12)	W	77-75 (OT)
Mar. 7	vs. Florida State# (7/6)	L	51-66
Mar. 21	vs. BYU@	W	86-53
Mar. 23	at USF@ (25/25)	W	60-52
Mar. 28	vs. Dayton! (RV/NR)	L	66-82

\* Atlantic Coast Conference game | ^ ACC/Big Ten Challenge, Louisville, Ky.

# ACC Tournament, Greensboro Coliseum, Greensboro, N.C.

@ NCAA First/Second Rounds, Albany Regional, Tampa, Fla.

! NCAA Regional, Albany, N.Y.; () National Ranking

## 2015-16

Overall 26-8 • Final Ranking No. 8/14

Home 13-3, Away 11-2, Neutral 2-3, ACC 15-1

Head Coach: Jeff Walz

Date	Opponent	W/L	Score
Nov. 15	California (RV/RV)	L	71-75
Nov. 21	at Western Kentucky (RV/NR)	L	69-71
Nov. 27	vs. Marist~	W	65-53
Nov. 28	vs. Purdue~	L	60-62
Nov. 29	vs. Dayton~	L	66-79
Dec. 3	at Michigan State^ (19/20)	W	85-78
Dec. 5	Valparaiso	W	75-42
Dec. 10	at Kentucky (8/8)	L	54-72
Dec. 13	IUPUI	W	70-61
Dec. 15	Dartmouth	W	94-52
Dec. 18	at Tennessee Tech	W	76-54
Dec. 20	at Charleston	W	71-67
Dec. 28	UT Martin	W	88-66
Jan. 1	Florida State* (15/13)	W	79-69
Jan. 3	at Georgia Tech*	W	78-65
Jan. 7	Virginia Tech* (RV/RV)	W	56-45
Jan. 10	Duke* (18/16)	W	65-48
Jan. 14	at Virginia* (NR/RV)	W	59-41
Jan. 17	at NC State* (NR/RV)	W	92-90
Jan. 25	at Syracuse* (RV/24)	W	71-53
Jan. 28	Clemson*	W	75-33
Jan. 31	Wake Forest*	W	78-54
Feb. 4	at North Carolina*	W	78-60
Feb. 7	Notre Dame* (3/3)	L	61-66
Feb. 11	at Pittsburgh*	W	84-61
Feb. 15	South Florida (19/20)	W	67-50
Feb. 18	Virginia*	W	74-59
Feb. 21	at Boston College*	W	55-45
Feb. 25	at Miami (Fla.)* (17/17)	W	79-51
Feb. 28	Pittsburgh*	W	65-36
Mar. 4	vs. Georgia Tech#	W	60-50
Mar. 5	vs. Syracuse# (17/17)	L	75-80
Mar. 18	Central Arkansas@	W	87-60
Mar. 20	DePaul@ (20/21)	L	72-73

\* Atlantic Coast Conference game

~ Gulf Coast Showcase, Estero, Fla.

^ ACC/Big Ten Challenge, East Lansing, Mich.

# ACC Tournament, Greensboro Coliseum, Greensboro, N.C.

@ NCAA First/Second Rounds, Dallas Regional, Louisville, Ky.

() National Ranking

## 2016-17

Overall 29-8 • Final Ranking No. 13/12

Home 18-2, Away 9-3, Neutral 2-3, ACC 12-4

Head Coach: Jeff Walz

Date	Opponent	W/L	Score
Nov. 6	Lindsey Wilson (exh.)	W	97-50
Nov. 11	at UT Martin	W	100-57
Nov. 13	Belmont (RV/NR)	W	73-50
Nov. 16	at Middle Tennessee	W	91-72
Nov. 19	Bowling Green^	W	83-58
Nov. 20	Lafayette^	W	92-48
Nov. 21	Chattanooga^	W	63-47
Nov. 27	vs. South Carolina% (3/3)	L	59-83
Dec. 1	Maryland~ (5/5)	L	72-78
Dec. 4	Kentucky (17/20)	W	69-67 (ot)
Dec. 11	Western Kentucky	W	68-61
Dec. 14	South Dakota State	W	83-30
Dec. 16	Charleston	W	86-58
Dec. 18	Evansville	W	89-47
Dec. 21	at Vanderbilt (RV/NR)	W	78-66
Dec. 29	Syracuse* (25/21)	W	91-76
Jan. 2	at Duke* (13/17)	L	55-58
Jan. 5	at Virginia*	W	86-81 (ot)
Jan. 8	Pittsburgh*	W	73-52
Jan. 12	at Florida State* (7/7)	L	65-72
Jan. 15	Miami* (14/14)	W	63-59
Jan. 18	Georgia Tech* (RV/NR)	W	91-51
Jan. 22	at South Florida (23/22)	W	66-52
Jan. 26	at Clemson*	W	60-46
Jan. 29	at Pittsburgh*	W	63-48

Feb. 2	NC State* (19/19)	L	70-72 (ot)
Feb. 6	at Notre Dame* (7/8)	L	66-85
Feb. 9	at Virginia Tech*	W	88-70
Feb. 12	Boston College*	W	68-43
Feb. 19	North Carolina*	W	87-57
Feb. 23	Virginia*	W	66-55
Feb. 26	at Wake Forest*	W	75-46
Mar. 2	vs. Clemson &	W	68-46
Mar. 3	vs. NC State & (17/18)	W	59-58
Mar. 4	vs. Notre Dame & (3/3)	L	73-84
Mar. 18	Chattanooga #	W	82-62
Mar. 20	Tennessee # (RV/RV)	W	75-64
Mar. 24	vs. Baylor ! (5/5)	L	63-97

\* Atlantic Coast Conference Game

^ Basketball Hall of Fame Women's Challenge (Louisville, Ky.)

% Basketball Hall of Fame Women's Challenge (Springfield, Mass.)

~ ACC/Big Ten Challenge (Louisville, Ky.)

& ACC Tournament (HTC Center, Conway, S.C.)

# NCAA Tournament First/Second Rounds (Louisville, Ky.)

! NCAA Tournament Oklahoma City Regional (Oklahoma City, Okla.)

## 2017-18

Overall 36-3 • Final Ranking 3/4

Home 18-1, Away 13-1, Neutral 5-1, ACC 15-1

Head Coach: Jeff Walz

Date	Opponent	W/L	Score
Nov. 10	Southeast Missouri^	W	80-40
Nov. 12	Ohio State (5)	W	95-90 (ot)
Nov. 14	Toledo^	W	90-55
Nov. 16	Michigan^ (24)	W	74-49
Nov. 19	Oregon^ (10)	W	74-61
Nov. 24	Murray State	W	115-51
Nov. 30	at Indiana &	W	72-59
Dec. 3	at South Dakota State	W	68-64
Dec. 5	UT Martin	W	91-56
Dec. 7	Vanderbilt	W	79-57
Dec. 9	Middle Tennessee	W	80-26
Dec. 12	Tennessee State	W	95-56
Dec. 17	at Kentucky	W	87-63
Dec. 20	at Air Force	W	62-50
Dec. 28	at Georgia Tech*	W	74-71
Dec. 31	at NC State*	W	55-47
Jan. 4	Duke* (17)	W	66-60
Jan. 7	Virginia Tech*	W	67-56
Jan. 11	Notre Dame* (2)	W	100-67
Jan. 18	at Pittsburgh*	W	77-51
Jan. 21	Florida State* (12)	L	50-49
Jan. 25	at Miami*	W	84-74
Jan. 28	Wake Forest*	W	89-52
Feb. 1	at Virginia*	W	77-41
Feb. 4	at Syracuse*	W	84-77
Feb. 7	Clemson*	W	65-46
Feb. 12	at Connecticut (1)	L	69-58
Feb. 15	at Boston College*	W	87-52
Feb. 18	at North Carolina*	W	67-57
Feb. 22	Virginia*	W	51-39
Feb. 25	Pittsburgh*	W	81-49
Mar. 2	vs. Virginia Tech @	W	73-70
Mar. 3	vs. NC State @ (23)	W	64-59
Mar. 4	vs. Notre Dame @ (5)	W	74-72
Mar. 16	Boise State #	W	74-42
Mar. 18	Marquette #	W	90-72
Mar. 23	vs. Stanford & (15)	W	86-59
Mar. 25	vs. Oregon State & (13)	W	76-43
Mar. 30	vs. Mississippi State @ (4)	L	73-63 (ot)

^ = Women's NIT & = ACC/Big 10 Challenge @ ACC Tournament

# NCAA Tournament First and Second Round (Louisville, Ky.)

& NCAA Tournament Regional (Lexington, Ky.)

@ NCAA Tournament Final Four (Columbus, Ohio)

## 2018-19

Overall 32-4 • Final Ranking 5/6

Home 16-1, Away 11-1, Neutral 5-2, ACC 14-2

Head Coach: Jeff Walz

Nov. 6	at Western Kentucky	W	102-80
Nov. 9	at UT Chattanooga	W	75-49
Nov. 19	at Boise State	W	74-55
Nov. 23	vs. No. 19 Arizona State ^ (19)	W	58-56
Nov. 24	vs. Hartford ^	W	86-69
Nov. 26	Miami (Ohio)	W	95-73
Nov. 29	Nebraska &	W	85-68
Dec. 2	Tennessee State	W	107-52
Dec. 4	UT Martin	W	102-62
Dec. 9	Kentucky (19)	W	80-75
Dec. 15	Northern Kentucky	W	92-59
Dec. 20	at Central Michigan	W	72-68

Jan. 3	North Carolina *	W	73-66
Jan. 6	at Duke *	W	73-51
Jan. 10	at Notre Dame * (1)	L	82-68
Jan. 13	Georgia Tech *	W	61-44
Jan. 17	Virginia *	W	91-43
Jan. 20	at Wake Forest *	W	73-49
Jan. 24	at Florida State * (22)	W	68-49
Jan. 27	Pittsburgh *	W	70-42
Jan. 31	Connecticut (3)	W	78-69
Feb. 2	at Clemson *	W	76-44
Feb. 7	Syracuse * (15)	W	76-51
Feb. 10	at Virginia Tech *	W	72-63
Feb. 17	Miami * (20)	L	79-73
Feb. 21	at Virginia *	W	71-49
Feb. 24	Boston College *	W	87-51
Feb. 28	NC State * (10)	W	92-62
Mar. 3	at Pittsburgh *	W	67-40
Mar. 8	vs. Clemson @	W	75-67
Mar. 9	vs. NC State @ (9)	W	78-68
Mar. 10	vs. Notre Dame @ (4)	L	99-79
Mar. 22	Robert Morris #	W	69-34
Mar. 24	Michigan #	W	71-50
Mar. 29	vs. Oregon State \$ (11)	W	61-44
Mar. 31	vs. Connecticut \$ (2)	L	80-73

All Times Eastern \* = ACC,

^ = Southpoint Shootout (Las Vegas, Nev.)

& = ACC/Big 10 Challenge,

@ = ACC Tournament (Greensboro, N.C.),

# = NCAA Tournament First and Second Round (Louisville, Ky.),

\$ = NCAA Regional Round (Albany, NY)

## 2019-20

Overall 28-4 • Final Ranking 6/6

Home 13-1, Away 11-2, Neutral 4-1, ACC 16-2

Head Coach: Jeff Walz

Nov. 5	Western Kentucky	W	75-56
Nov. 8	Murray State	W	76-40
Nov. 14	Central Michigan	W	76-53
Nov. 21	UT Chattanooga	W	86-37
Nov. 24	Boise State	W	98-82
Nov. 28	UT Arlington ^	W	76-67
Nov. 29	Oklahoma State ^	W	69-48
Nov. 30	Oregon ^ (1)	W	72-62
Dec. 5	at Ohio State #	L	67-60
Dec. 8	at Northern Kentucky	W	85-57
Dec. 15	at Kentucky (14)	W	67-66
Dec. 19	at UT Martin	W	71-63 (2OT)
Dec. 29	Syracuse *	W	62-58
Jan. 2	at Clemson *	W	75-50
Jan. 5	Duke *	W	60-55
Jan. 9	at Miami *	W	87-41
Jan. 12	Wake Forest *	W	75-61
Jan. 16	at Boston College *	W	81-70
Jan. 19	at North Carolina *	W	74-67
Jan. 23	Virginia *	W	71-56
Jan. 26	Pitt *	W	83-49
Jan. 30	at Notre Dame *	W	86-54
Feb. 2	USA Women's National Team @	L	97-54
Feb. 6	Florida State * (17)	L	67-59
Feb. 9	at Syracuse *	L	59-51
Feb. 13	at NC State * (4)	W	66-59
Feb. 16	Notre Dame *	W	82-49
Feb. 20	at Georgia Tech *	W	58-47
Feb. 23	at Pitt *	W	79-47
Feb. 27	Boston College *	W	68-48
Mar. 1	Virginia Tech *	W	70-53
Mar. 6	vs. Syracuse !	W	71-46
Mar. 7	vs. Florida State ! (22)	L	62-60

Home games are in bold | All Times Eastern

\* = ACC, ^ = Paradise Jam (U.S. Virgin Islands),

# = ACC/Big 10 Challenge @ = Exhibition, ! = ACC Tournament



# National Rankings

## Louisville Week-by-Week Rankings in the Associated Press National Poll

2019-20	PS	N11	N18	N25	D2	D9	D16	D23	D30	J6	J13	J20	J27	F3	F10	F17	F24	M2	M9	F
	9	9	8	8	2	7	6	7	7	7	5	5	5	5	9	5	5	4	6	6
2018-19	PS	N12	N19	N26	D3	D10	D17	D24	D31	J7	J14	J21	J28	F4	F11	F18	F25	M4	M11	M18
	5	5	5	5	5	4	3	3	3	2	4	4	3	2	2	4	3	3	5	5
2017-18	PS	N13	N20	N27	D4	D11	D18	D25	J1	J8	J15	J22	J29	F5	F12	F19	F26	M5	M12	
	9	5	4	4	4	3	3	3	3	3	2	4	4	4	4	4	4	3	3	
2016-17	PS	N14	N21	N28	D5	D12	D19	D26	J2	J9	J16	J23	J30	F6	F13	F20	F27	M6	M13	
	5	5	4	7	8	8	8	8	8	9	9	9	9	12	14	14	14	13	13	
2015-16	PS	N16	N23	N30	D7	D14	D21	D28	J4	J11	J18	J25	F1	F8	F15	F22	F29	M7	M14	
	8	16	22	NR	RV	NR	NR	NR	RV	23	17	14	13	12	11	10	7	8	8	
2014-15	PS	N17	N24	D1	D8	D15	D22	D29	J5	J12	J19	J26	F2	F9	F16	F23	M2	M9	M16	
	12	12	12	7	10	10	7	7	6	4	4	8	8	9	8	8	10	8	8	
2013-14	PS	N11	N18	N25	D2	D9	D16	D23	D30	J6	J13	J20	J27	F3	F10	F17	F24	M3	M10	M17
	5	5	4	4	7	7	7	7	7	5	5	5	5	4	4	3	3	3	3	4
2012-13	PS	N12	N19	N26	D3	D10	D17	D24	D31	J7	J14	J21	J28	F4	F11	F18	F25	M4	M11	M18
	9	8	7	7	8	8	14	12	11	15	15	13	12	11	10	12	16	13	16	16
2011-12	PS	N14	N21	N28	D5	D12	D19	D26	J2	J9	J16	J23	J30	F6	F13	F20	F27	M5	M13	
	9	9	11	10	15	14	14	14	14	16	18	16	14	20	19	16	20	19	19	
2010-11	PS	N15	N22	N29	D6	D13	D20	D27	J3	J10	J17	J24	J31	F7	F14	F21	F28	M7	M14	
	-	-	-	-	-	-	-	-	-	-	-	-	-	-	-	-	-	-	-	
2009-10	PS	N17	N23	N30	D7	D14	D21	D28	J4	J11	J18	J25	F1	F8	F15	F22	M1	M8	M15	
	23	23	-	-	-	-	-	-	-	-	-	-	-	-	-	-	-	-	-	
2008-09	PS	N17	N24	D1	D8	D15	D22	D29	J5	J12	J19	J26	F2	F9	F16	F23	M2	M9	M16	
	10	9	7	13	12	9	10	10	10	7	7	6	5	10	8	8	7	5	7	
2007-08	PS	N12	N19	N26	D3	D10	D17	D24	D31	J7	J14	J21	J28	F4	F11	F18	F25	M3	M10	M17
	21	22	-	-	-	-	-	-	-	-	-	-	-	-	-	-	-	-	23	19
2006-07	PS	N13	N20	N27	D4	D11	D18	D26	J2	J8	J16	J22	J29	F5	F13	F20	F26	M5	M12	
	-	-	24	19	17	16	16	15	14	17	15	18	19	17	20	23	20	23	25	

## Louisville Week-by-Week Rankings in the USA Today Coaches Poll

2019-20	PS	N18	N25	D2	D9	D16	D23	D30	J6	J13	J20	J27	F3	F10	F17	F24	M2	M9	F		
	9	9	9	2	7	7	7	7	7	4	3	4	4	9	6	5	5	6	6		
2018-19	PS	N19	N26	D3	D10	D17	D24	D31	J7	J14	J21	J28	F4	F11	F18	F25	M4	M11	M18	F	
	4	4	4	4	3	3	3	3	2	4	4	3	2	2	4	3	3	5	5	6	
2017-18	PS	N13	N20	N27	D4	D11	D18	D25	J1	J8	J15	J22	J29	F5	F12	F19	F26	M5	M12	A2	
	10	10	7	5	5	4	4	4	4	4	2	4	4	4	5	5	5	3	3	4	
2016-17	PS	N14	N21	N28	D5	D12	D19	D26	J2	J9	J16	J23	J30	F6	F13	F20	F27	M6	M13	A4	
	8	6	4	7	8	8	8	8	9	8	8	8	7	14	13	14	13	12	12	12	
2015-16	PS	N16	N23	N30	D7	D14	D21	D28	J4	J11	J18	J25	F1	F8	15	F22	M1	M8	M15	A6	
	8	16	RV	NR	NR	NR	NR	NR	RV	22	17	14	13	12	11	10	6	8	8	14	
2014-15	PS	N18	N25	D2	D9	D16	D23	D30	J6	J13	J20	J27	F3	F10	F17	F24	M3	M10	M16	A8	
	11	10	11	7	10	10	7	6	7	4	4	8	9	8	7	9	10	8	8	10	
2013-14	PS	N11	N18	N25	D2	D9	D16	D23	D30	J6	J13	J20	J27	F3	F10	F17	F24	M3	M10	M17	A7
	5	4	3	3	7	7	7	7	7	5	5	5	5	4	3	3	3	4	4	4	5
2012-13	PS	N12	N19	N26	D3	D10	D17	D24	D31	J7	J14	J21	J28	F4	F11	F18	F25	M4	M11	M18	A8
	9	8	6	6	8	8	13	12	10	13	13	12	12	11	11	11	14	15	17	17	3
2011-12	PS	N14	N21	N28	D5	D12	D19	D26	J2	J9	J16	J23	J30	F6	F13	F20	F27	M5	M13	A3	
	9	10	12	11	13	13	12	13	12	15	15	14	12	17	16	17	17	19	19	16	
2010-11	PS	N15	N22	N29	D6	D13	D20	D27	J3	J10	J17	J24	J31	F7	F14	F21	F28	M7	M14	A5	
	-	-	-	-	-	-	-	-	-	-	-	-	-	-	-	-	-	-	-	19	
2009-10	PS	N17	N23	N30	D7	D14	D21	D28	J4	J11	J18	J25	F1	F8	F15	F22	M1	M8	M15	A7	
	19	19	-	25	-	-	-	-	-	-	-	-	-	-	-	-	-	-	-	-	
2008-09	PS	N17	N24	D1	D8	D15	D22	D29	J5	J12	J19	J26	F2	F9	F16	F23	M2	M9	M16	A7	
	11	10	8	15	13	11	13	13	12	11	10	11	10	12	9	8	7	7	7	2	
2007-08	PS	N12	N19	N26	D3	D10	D17	D24	D31	J7	J14	J21	J28	F4	F11	F18	F25	M3	M10	M17	A7
	23	21	-	-	-	-	-	-	-	-	-	-	-	-	-	-	-	-	22	21	12
2006-07	PS	N13	N20	N27	D4	D11	D18	D25	J1	J8	J15	J22	J29	F5	F12	F19	F26	M5	M11	A4	
	-	-	25	19	16	14	14	14	13	16	15	17	17	16	19	21	21	24	24	24	

## Year-By-Year Statistics

Year	G	Overall		Conference		FG	FGA	Pct.	Opp. Pct.	3FG	3GA	Pct.	Opp. Pct.	FT	FTA	Pct.	Opp. Pct.	Reb.	Opp. Reb.	Avg.	Opp. Avg.	Reb. Mar.	PF-D	Ast.-Avg.	TO	Blk	Stl	Pts.	Opp. Pts.	Pts. Avg.	Opp. Avg.	Score Mar.
2019-20	32	28-4	.875	16-2	.889	896	1970	.455	.359	202	559	.361	.273	335	448	.748	.678	1270	1086	39.7	33.9	5.8	504-5	508-15.9	444	175	237	2329	1806	72.8	56.4	16.4
2018-19	36	32-4	.889	14-2	.875	1045	2240	.467	.379	282	789	.357	.300	431	578	.746	.716	1329	1263	36.9	35.1	1.8	597-9	605-16.8	435	148	295	2803	2142	77.9	59.5	18.4
2017-18	39	36-3	.923	15-1	.938	1147	2379	.482	.374	242	652	.371	.290	457	608	.752	.671	1494	1219	38.3	31.3	7.0	674-12	655-16.8	532	131	313	2993	2225	76.7	57.1	19.6
2016-17	37	29-8	.784	12-4	.750	1054	2367	.445	.373	240	685	.350	.296	411	594	.692	.710	1534	1283	41.5	34.7	6.8	665-12	616-16.6	526	122	279	2759	2256	74.6	61.0	13.6
2015-16	34	26-8	.765	15-1	.938	906	2081	.435	.408	191	584	.327	.321	451	631	.715	.686	1316	1085	38.7	31.9	6.8	595-14	548-16.1	512	96	324	2454	2021	72.2	59.4	12.7
2014-15	34	27-7	.794	12-4	.750	934	2138	.437	.383	126	410	.307	.302	492	744	.661	.659	1411	1173	41.5	34.5	7.0	606-11	587-17.3	485	137	356	2486	1987	73.1	58.4	14.7
2013-14	38	33-5	.868	16-2	.889	1097	2405	.456	.367	257	724	.355	.270	548	810	.677	.652	1623	1368	42.7	36.0	6.7	722-13	626-16.5	597	115	383	2999	2255	78.9	59.3	19.6
2012-13	38	29-9	.763	11-5	.688	999	2271	.440	.391	222	689	.322	.295	506	720	.703	.681	1417	1345	37.3	35.4	1.9	590-11	555-14.6	617	130	436	2726	2226	71.7	58.6	13.1
2011-12	33	23-10	.697	10-6	.625	809	1940	.417	.372	194	609	.319	.289	459	643	.714	.661	1330	1199	40.3	36.3	4.0	548-13	417-12.6	591	138	316	2271	2012	68.8	61.0	7.8
2010-11	35	22-13	.629	10-6	.625	913	2040	.448	.396	243	684	.355	.309	423	613	.690	.674	1262	1210	36.1	34.6	1.5	610-18	520-14.9	618	126	401	2492	2110	71.2	60.3	10.9
2009-10	32	14-18	.438	5-11	.313	753	1796	.419	.408	124	413	.300	.341	504	711	.709	.671	1263	1131	39.5	35.3	4.2	647-22	357-11.2	688	85	244	2134	2206	66.7	68.9	-2.2
2008-09	39	34-5	.872	14-2	.875	990	2316	.427	.372	163	496	.329	.267	624	856	.729	.649	1582	1353	40.6	34.7	5.9	721-11	493-12.6	685	118	425	2767	2243	70.0	57.5	12.5
2007-08	36	26-10	.722	10-6	.625	1038	2238	.464	.392	164	523	.314	.313	455	698	.652	.692	1475	1222	41.0	33.9	7.1	645-16	585-16.3	632	160	379	2695	2270	74.9	63.1	11.8
2006-07	35	27-8	.771	10-6	.625	984	2252	.437	.367	199	663	.300	.277	407	639	.637	.688	1579	1284	45.1	36.7	8.4	538-11	566-16.2	597	178	305	2574	2185	73.5	62.4	11.1
2005-06	29	19-10	.655	10-6	.625	748	1696	.441	.387	155	505	.307	.315	339	514	.660	.686	1128	1017	38.9	35.1	3.8	470-4	459-15.8	449	92	210	1990	1796	68.6	61.9	6.7
2004-05	31	22-9	.710	11-3	.786	735	1671	.440	.370	134	436	.307	.288	420	589	.713	.730	1182	1054	38.1	34.0	4.1	420-9	466-15.0	471	102	199	2024	1822	65.3	58.8	6.5
2003-04	30	20-10	.667	11-3	.786	752	1770	.425	.411	197	604	.326	.339	410	574	.714	.731	1097	1131	36.6	37.7	-1.1	473-15	412-13.7	424	52	248	2111	1991	70.4	66.4	4.0
2002-03	29	15-14	.517	5-9	.357	783	1822	.430	.415	155	470	.330	.335	415	602	.689	.688	1152	1049	39.7	36.2	3.5	591-14	457-15.8	461	90	274	2136	1975	73.7	68.1	5.6
2001-02	30	17-13	.567	8-6	.571	820	1945	.422	.400	172	537	.320	.321	396	581	.682	.711	1253	1112	41.8	37.1	4.7	595-5	480-16.0	497	94	247	2208	2071	73.6	69.0	4.6
2000-01	29	19-10	.655	14-2	.875	767	1861	.412	.390	166	491	.338	.329	371	576	.644	.686	1202	1137	41.4	39.2	2.2	583-19	429-14.8	428	87	223	2071	1959	71.4	67.6	3.8
1999-00	29	16-13	.552	9-7	.563	687	1800	.382	.402	159	432	.368	.326	426	584	.729	.719	1118	1099	38.6	37.9	0.7	576-9	374-12.9	446	75	282	1959	1847	67.6	63.7	3.9
1998-99	32	21-11	.656	12-4	.750	828	1910	.434	.421	177	495	.358	.306	513	694	.739	.703	1180	1140	36.9	35.6	1.3	574-12	526-16.4	475	49	274	2346	2131	73.3	66.6	6.7
1997-98	32	20-12	.625	12-4	.750	813	1920	.423	.415	173	517	.335	.358	509	692	.736	.684	1218	1171	38.1	36.6	1.5	598-11	506-15.8	544	68	297	2308	2161	72.1	67.5	4.6
1996-97	29	20-9	.690	12-2	.857	718	1718	.418	.391	189	548	.345	.340	448	608	.737	.635	1162	1032	40.1	35.6	4.5	527-7	425-14.7	466	51	227	2073	1734	71.5	59.8	11.7
1995-96	28	17-11	.607	9-5	.643	730	1755	.416	.391	156	461	.338	.323	413	561	.736	.671	1211	1111	43.3	39.7	3.6	578-17	429-15.3	533	109	217	2029	1903	72.5	68.0	4.5
1994-95	33	25-8	.758	7-5	.583	899	2154	.417	.385	184	530	.347	.275	432	639	.676	.643	1414	1354	42.8	41.0	1.8	649-22	517-15.7	593	116	342	2414	2104	73.2	63.8	9.4
1993-94	26	10-16	.385	7-5	.583	643	1626	.395	.398	116	357	.325	.388	333	522	.638	.672	1098	1095	42.2	42.1	0.1	507-19	390-15.0	513	96	222	1735	1797	66.7	69.1	-2.4
1992-93	31	19-12	.613	7-5	.583	873	1874	.466	.400	120	336	.357	.340	453	647	.700	.682	1260	1150	40.6	37.1	3.5	599-19	505-16.3	648	142	326	2319	2029	74.8	67.6	7.2
1991-92	29	20-9	.690	11-1	.917	851	1898	.448	.402	70	237	.295	.329	445	624	.713	.710	1238	1025	42.7	35.3	7.4	623-28	490-16.9	609	74	346	2217	1909	76.4	65.8	10.6
1990-91	35	24-11	.686	9-5	.643	1062	2452	.433	.428	123	421	.292	.310	518	790	.656	.674	1543	1378	44.1	39.4	4.7	787-26	620-17.7	676	84	414	2765	2420	79.0	69.1	9.9
1989-90	29	17-12	.587	6-8	.429	789	1890	.417	.411	106	277	.383	.357	351	550	.638	.713	1248	1097	43.0	37.8	5.2	600-24	411-14.2	610	96	289	2035	1954	70.2	67.4	2.8
1988-89	28	4-24	.143	0-12	.000	717	1745	.411	.445	42	133	.320	.360	271	413	.656	.710	1013	1158	36.5	41.4	-4.9	538-8	411-14.7	569	33	252	1739	1979	62.1	70.7	-8.6
1987-88	28	12-16	.429	4-8	.333	721	1704	.423	.449	50	113	.442	.336	347	574	.605	.671	1072	1108	38.3	39.6	-1.3	536-16	390-13.9	562	71	311	1839	1949	65.7	69.6	-3.9
1986-87	28	11-17	.393	4-8	.333	796	1837	.433	.425					322	502	.641	.688	1102	1192	39.4	42.6	-3.2	650-25	452-16.1	655	69	298	1914	2016	68.4	72.0	-3.6
1985-86	28	8-20	.286	2-8	.200	800	1955	.409	.441					299	512	.584	.748	1228	1168	43.8	41.7	2.1	604-14	412-14.7	608	82	254	1899	1985	67.8	70.8	-3.0
1984-85	31	17-14	.548	4-6	.400	973	2299	.431	.422					353	566	.624	.673	1462	1379	47.2	44.5	2.7	687-10	481-15.5	635	107	310	2299	2306	74.2	74.4	-0.2
1983-84	31	15-16	.484	7-3	.700	940	2142	.438	.455					342	540	.633	.747	1354	1203	43.7	38.8	4.9	582-19	582-18.8	684	97	268	2222	2265	71.6	73.1	-1.5
1982-83	30	20-10	.667	2-4	.333	895	1969	.454	.426					293	434	.675	.676	1194	1162	39.8	38.7	1.1	490-10	452-15.1	597	98	307	2083	1949	69.4	64.9	4.5
1981-82	26	19-8	.704	3-2	.600	774	1690	.458	.412					295	404	.730	.673	1052	1015	40.5	39.0	1.5	444-4	429-16.5	584	72	254	1843	1684	70.9	64.8	6.1
1980-81	28	14-14	.500	5-7	.417	855	1980	.432	.439					376	542	.694	.670	1192	1229	42.6	43.9	-1.3	567-18	435-15.5	687	63	283	2088	2114	74.6	75.5	-0.9
1979-80	34	17-17	.500	7-5	.583	959	2180	.439	.412					453	661	.685	.637	1452	1427	42.7	42.0	0.7	622-15	447-13.1	790	132	287	2371	2330	69.7	68.5	1.2
1978-79	27	17-10	.630	7-5	.583	801	1894	.423	.416					329	549	.599	.628	1288	1271	47.7	47.1	0.6	520-16	384-14.2	569	109	228	1931	1827	71.5</		





2021

Louisville Opponents



# 2020-21 Opponents

## Middle Tennessee



**Rick Insell**

**Location:** Murfreesboro, Tennessee  
**Enrollment:** 22,137  
**Nickname:** Blue Raiders  
**Colors:** Royal Blue and White  
**Conference:** Conference USA  
**Home Court:** Monte Hale Arena  
**President:** Sidney A. McPhee  
**Athletic Director:** Chris Massaro  
**Head Coach:** Rick Insell  
**Head Coach Alma Mater:** Middle Tennessee State  
**Record at School:** 340-121 (Entering 16th Season at MTSU)  
**Career Collegiate Head Coaching Record:** Same  
**Assistant Coaches:** Kim Brewton, Nina Davis, Matt Insell  
**2019-20 Record:** 21-9  
**2019-20 Conference Record:** 13-5  
**Starters Returning from 19-20:** 3  
**Series Record:** Louisville leads 4-1 (Last Matchup Dec. 9, 2017)  
**Website:** <https://goblueraiders.com>

**Contact Info**  
**Athletic Office:** (615) 898-2450  
**Basketball Office:** (615) 898-2968  
**Sports Information Office:** (615) 898-5270  
**WBB SID:** Mr. Tony Stinnett (615) 898-5270  
**Email:** [stinnett@goblueraiders.com](mailto:stinnett@goblueraiders.com)

## Bellarmine



**Chancellor Dugan**

**Location:** Louisville, Kentucky  
**Enrollment:** 3,294  
**Nickname:** Knights  
**Colors:** Scarlet and Silver  
**Conference:** Atlantic Sun Conference  
**Home Court:** Knights Hall  
**President:** Susan M. Donovan  
**Athletic Director:** Scott Wiegandt  
**Head Coach:** Chancellor Dugan  
**Head Coach Alma Mater:** Eastern Kentucky  
**Record at School:** 143-85 (Entering 9th Season at Bellarmine)  
**Career Collegiate Head Coaching Record:** Same  
**Assistant Coaches:** Shannon Litton, Crystal Kelly, Abby Owings  
**2019-20 Record:** 18-11  
**2019-20 Conference Record:** 12-8  
**Starters Returning from 19-20:** 2  
**Series Record:** Louisville leads 10-2 (Last Matchup Dec. 16, 1999)  
**Website:** <https://athletics.bellarmine.edu>

**Contact Info**  
**Athletic Office:** (502) 272-8381  
**Basketball Office:** (502) 272-8034  
**Sports Information Office:** (502) 272-8079  
**WBB SID:** Mr. Adam Pruiett (502) 272-8079  
**Email:** [apruett@bellarmine.edu](mailto:apruett@bellarmine.edu)

## Cincinnati



**Michelle Clark-Heard**

**Location:** Cincinnati, Ohio  
**Enrollment:** 46,798  
**Nickname:** Bearcats  
**Colors:** Red and Black  
**Conference:** American Athletic Conference  
**Home Court:** Fifth Third Arena  
**President:** Dr. Neville G. Pinto  
**Athletic Director:** John Cunningham  
**Head Coach:** Michelle Clark-Heard  
**Head Coach Alma Mater:** Western Kentucky  
**Record at School:** 46-21 (Entering 3rd Season at Cincinnati)  
**Career Collegiate Head Coaching Record:** 224-101  
**Associate Head Coach:** Melissa Kolbe  
**Assistant Coaches:** Surina Dixon, Carlos Knox  
**2019-20 Record:** 22-10  
**2019-20 Conference Record:** 11-5  
**Starters Returning from 19-20:** 1  
**Series Record:** Louisville leads 14-1 (Last Matchup Mar. 1, 2014)  
**Website:** <https://gobearcats.com>

**Contact Info**  
**Athletic Office:** (513) 556-4603  
**Basketball Office:** (513) 556-2255  
**Sports Information Office:** (513) 556-5182  
**WBB SID:** Mr. Andre Foushee (513) 556-5182  
**Email:** [andre.foushee@uc.edu](mailto:andre.foushee@uc.edu)

## Duke



**Kara Lawson**

**Location:** Durham, North Carolina  
**Enrollment:** 6,994  
**Nickname:** Blue Devils  
**Colors:** Duke Blue and White  
**Conference:** Atlantic Coast Conference  
**Home Court:** Cameron Indoor Stadium (9,314)  
**President:** Vincent Price  
**Athletic Director:** Dr. Kevin White  
**Head Coach:** Kara Lawson  
**Head Coach Alma Mater:** Tennessee  
**Record at School:** N/A (Entering 1st Season at Duke)  
**Career Collegiate Head Coaching Record:** N/A  
**Assistant Coaches:** Beth Cunningham, Winston Gandy, Tia Jackson  
**2019-20 Record:** 18-12  
**2019-20 Conference Record:** 12-6  
**Starters Returning from 19-20:** 3  
**Series Record:** Louisville leads 5-3 (Last Matchup Jan. 5, 2020)  
**Website:** <https://goduke.com>

**Contact Info**  
**Athletic Office:** (919) 681-2593  
**Basketball Office:** (919) 682-7572  
**Sports Information Office:** (919) 684-2664  
**WBB SID:** Mr. Lindy Brown (919) 559-9821  
**Email:** [lindy.brown@duke.edu](mailto:lindy.brown@duke.edu)

## Eastern Kentucky



**Samantha Williams**

**Location:** Richmond, Kentucky  
**Enrollment:** 14,980  
**Nickname:** Colonels  
**Colors:** Maroon and White  
**Conference:** Ohio Valley Conference  
**Home Court:** McBrayer Arena  
**President:** David McFaddin  
**Athletic Director:** Matt Roan  
**Head Coach:** Samantha Williams  
**Head Coach Alma Mater:** Auburn University  
**Record at School:** 11-18 (Entering 2nd Season at Eastern Kentucky)  
**Career Collegiate Head Coaching Record:** Same  
**Assistant Coaches:** Matt Thune, Jackie Alexander, Brandon Love  
**2019-20 Record:** 11-18  
**2019-20 Conference Record:** 5-13  
**Starters Returning from 19-20:** 2  
**Series Record:** Louisville leads 19-8 (Last Matchup Nov. 28, 2012)  
**Website:** <https://ekusports.com>

**Contact Info**  
**Athletic Office:** N/A  
**Basketball Office:** N/A  
**Sports Information Office:** (859) 893-9417  
**WBB SID:** Mr. Chris Wells (859) 893-9417  
**Email:** [christofer.wells@eku.edu](mailto:christofer.wells@eku.edu)

## North Carolina



**Courtney Banghart**

**Location:** Chapel Hill, North Carolina  
**Enrollment:** 19,117  
**Nickname:** Tar Heels  
**Colors:** Carolina Blue and White  
**Conference:** Atlantic Coast Conference  
**Home Court:** Carmichael Arena (6,822)  
**Chancellor:** Kevin M. Guskiewicz  
**Athletic Director:** Bubba Cunningham  
**Head Coach:** Courtney Banghart  
**Head Coach Alma Mater:** Dartmouth College  
**Record at School:** 16-14 (Entering 2nd Season at North Carolina)  
**Career Collegiate Head Coaching Record:** 270-117  
**Assistant Coaches:** Carrie Moore, Joanne Aluka-White, Adrian Walters  
**2019-20 Record:** 16-14  
**2019-20 Conference Record:** 7-11  
**Starters Returning from 19-20:** 2  
**Series Record:** Louisville leads 7-3 (Last Matchup Jan. 19, 2020)  
**Website:** <https://goheels.com>

**Contact Info**  
**Athletic Office:** (919) 962-6000  
**Basketball Office:** (919) 962-5411  
**Sports Information Office:** (919) 962-0083  
**WBB SID:** Ms. Dana Gelin (919) 455-8289 (Dana Gelin's Cell)  
**Email:** [dgelin@unc.edu](mailto:dgelin@unc.edu)

## Connecticut



**Geno Auriemma**

**Location:** Storrs, Connecticut  
**Enrollment:** 32,333  
**Nickname:** Huskies  
**Colors:** Navy Blue and White  
**Conference:** American Athletic Conference  
**Home Court:** Harry A. Gampel Pavilion (9,882)  
**President:** Thomas C. Katsouleas  
**Athletic Director:** David Benedict  
**Head Coach:** Geno Auriemma  
**Head Coach Alma Mater:** West Chester  
**Record at School:** 1091-142 (Entering 36th season at UCONN)  
**Career Collegiate Head Coaching Record:** Same  
**Assistant Coaches:** Chris Dailey, Shea Ralph, Jamelle Elliott  
**2019-20 Record:** 29-3  
**2019-20 Conference Record:** 16-0  
**Starters Returning from 19-20:** 2  
**Series Record:** UCONN leads 18-2 (Last Matchup Mar. 31, 2019 UL 73, UCONN 80)  
**Website:** <https://uconnhuskies.com>

**Contact Info**  
**Athletic Office:** (860) 486-2725  
**Basketball Office:** (860) 486-4756  
**Sports Information Office:** (860) 486-3531  
**WBB SID:** Ms. Anna Labonte  
**Email:** [anna.labonte@uconn.edu](mailto:anna.labonte@uconn.edu)

## Florida State



**Brooke Wyckoff**

**Location:** Tallahassee, Florida  
**Enrollment:** 42,876  
**Nickname:** Seminoles  
**Colors:** Garnet and Gold  
**Conference:** Atlantic Coast Conference  
**Home Court:** Donald L. Tucker Civic Center (11,500)  
**President:** John E. Thrasher  
**Athletic Director:** David Coburn  
**Head Coach:** Brooke Wyckoff (Interim)  
**Head Coach Alma Mater:** Florida State  
**Record at School:** N/A  
**Career Head Coaching Record:** N/A  
**Assistant Coaches:** Joy McConvey, Morgan Toles, Adam Surguine  
**2019-20 Record:** 24-8  
**2019-20 Conference Record:** 11-7  
**Starters Returning from 19-20:** 2  
**Series Record:** Florida State leads 18-14 (Last Matchup March 7, 2020)  
**Website:** <https://seminoles.com>

**Contact Info**  
**Athletic Office:** (850) 645-2527  
**Basketball Office:** (850) 644-3641  
**Sports Information Office:** (850) 644-1403  
**WBB SID:** Mr. Steve Stone (850) 644-4836  
**Email:** [ssstone@fsu.edu](mailto:ssstone@fsu.edu)



## 2020-21 Opponents

### Miami (Fla.)



**Katie Meier**

**Location:** Coral Gables, Florida  
**Enrollment:** 17,811  
**Nickname:** Hurricanes  
**Colors:** Orange, Green, White  
**Conference:** Atlantic Coast Conference  
**Home Court:** Watsco Center (7,972)  
**President:** Dr. Julio Frank  
**Athletic Director:** Blake James  
**Head Coach:** Katie Meier  
**Head Coach Alma Mater:** Duke  
**Record at School:** 292-187  
 (Entering 16th Season at UM)  
**Career Head Coaching Record:** 368-232  
**Assistant Coaches:** Octavia Blue, Fitzroy Anthony, Kelly Gibson  
**2019-20 Record:** 15-15  
**2019-20 Conference Record:** 7-11  
**Starters Returning from 19-20:** 2  
**Series Record:** Louisville leads 5-2  
 (Last Matchup Jan. 9, 2020)  
**Website:** <https://miamihurricanes.com>

#### Contact Info

**Athletic Office:** (305) 284-3822  
**Basketball Office:** (305) 284-5802  
**Sports Information Office:** (305) 284-6797  
**WBB SID:** Ms. Megan Barnes  
**Email:** [meganbarnes@miami.edu](mailto:meganbarnes@miami.edu)

### NC State



**Wes Moore**

**Location:** Raleigh, North Carolina  
**Enrollment:** 36,304  
**Nickname:** Wolfpack  
**Colors:** Red and White  
**Conference:** Atlantic Coast Conference  
**Home Court:** Reynolds Coliseum (5,500)  
**President:** Dr. Randy Woodson  
**Athletic Director:** Boo Corrigan  
**Head Coach:** Wes Moore  
**Head Coach Alma Mater:** Johnson Bible College  
**Record at School:** 168-62 (Entering 8th Season at NCST)  
**Career Head Coaching Record:** 726-231  
**Assistant Coaches:** Lindsay Edmonds, Erin Batth, Nikki West  
**2019-20 Record:** 28-4  
**2019-20 Conference Record:** 14-4  
**Starters Returning from 19-20:** 4  
**Series Record:** Louisville leads 8-3  
 (Last Matchup Feb. 13, 2020)  
**Website:** <https://gopack.com>

#### Contact Info

**Athletic Office:** (919) 515-2101  
**Basketball Office:** (919) 515-2880  
**Sports Information Office:** (919) 880-3413  
**WBB SID:** Ms. Matti Smith  
**Email:** [mmsmith9@ncsu.edu](mailto:mmsmith9@ncsu.edu)

### Virginia



**Tina Thompson**

**Location:** Charlottesville, Virginia  
**Enrollment:** 25,018  
**Nickname:** Cavaliers  
**Colors:** Orange and Navy Blue  
**Conference:** Atlantic Coast Conference  
**Home Court:** John Paul Jones Arena (14,593)  
**President:** James E. Ryan  
**Athletic Director:** Carla Williams  
**Head Coach:** Tina Thompson  
**Head Coach Alma Mater:** Southern California  
**Record at School:** 25-36  
 (Entering 3rd Season at UVA)  
**Career Head Coaching Record:** Same  
**Assistant Coaches:** Karleen Thompson, Walter Pitts, Monica Wright Rogers  
**2019-20 Record:** 13-17  
**2019-20 Conference Record:** 8-10  
**Starters Returning from 19-20:** 2  
**Series Record:** Louisville leads 10-2  
 (Last Matchup Jan. 23, 2020)  
**Website:** <https://virginiaspports.com>

#### Contact Info

**Athletic Office:** (434) 982-5100  
**Basketball Office:** (434) 982-5800  
**Sports Information Office:** (434) 982-5500  
**WBB SID:** Ms. Melissa Dudek  
**Email:** [mmd5g@virginia.edu](mailto:mmd5g@virginia.edu)

### Wake Forest



**Jen Hoover**

**Location:** Winston-Salem, North Carolina  
**Enrollment:** 8,495  
**Nickname:** Demon Deacons  
**Colors:** Old Gold and Black  
**Conference:** Atlantic Coast Conference  
**Home Court:** Lawrence Joel Veterans Memorial Coliseum (14,665)  
**President:** Dr. Nathan O Hatch  
**Athletic Director:** John Currie  
**Head Coach:** Jennifer Hoover  
**Head Coach Alma Mater:** Wake Forest  
**Record at School:** 114-140  
 (Entering 9th Season at Wake)  
**Career Head Coaching Record:** 134-153  
**Assistant Coaches:** Erin Dickerson, Melissa D'Amico, Dane Sparrow  
**2019-20 Record:** 16-16  
**2019-20 Conference Record:** 7-11  
**Starters Returning from 19-20:** 4  
**Series Record:** Louisville leads 6-0  
 (Last Matchup Jan. 12, 2020)  
**Website:** <https://godeacs.com>

#### Contact Info

**Athletic Office:** (336) 758-5616  
**Basketball Office:** (336) 758-5763  
**Sports Information Office:** (336) 758-1880  
**WBB SID:** Mr. Andrew Kovar  
**Email:** [kovara@wfu.edu](mailto:kovara@wfu.edu)

### Pittsburgh



**Lance White**

**Location:** Pittsburgh, Pennsylvania  
**Enrollment:** 28,391  
**Nickname:** Panthers  
**Colors:** Royal Blue and Gold  
**Conference:** Atlantic Coast Conference  
**Home Court:** Peterson Events Center (12,508)  
**President:** Patrick Gallagher  
**Athletic Director:** Heather Lyke  
**Head Coach:** Lance White  
**Head Coach Alma Mater:** Texas Tech  
**Record at School:** 16-46  
 (Entering 3rd Season at Pitt)  
**Career Head Coaching Record:** Same  
**Assistant Coaches:** Terri Mitchell, Josh Petersen, Bridgette Mitchell  
**2019-20 Record:** 5-26  
**2019-20 Conference Record:** 1-17  
**Starters Returning from 19-20:** 4  
**Series Record:** Louisville leads 20-2  
 (Last Matchup Feb. 23, 2020)  
**Website:** <https://pittsburghpanthers.com>

#### Contact Info

**Athletic Office:** (412) 648-8230  
**Basketball Office:** (412) 648-8360  
**Sports Information Office:** (412) 648-8240  
**WBB SID:** Mr. Louie Spina (716) 429-5464  
**Email:** [lsipina@athletics.pitt.edu](mailto:lsipina@athletics.pitt.edu)

### Virginia Tech



**Kenny Brooks**

**Location:** Blacksburg, Virginia  
**Enrollment:** 34,000  
**Nickname:** Hokies  
**Colors:** Chicago Maroon and Burnt Orange  
**Conference:** Atlantic Coast Conference  
**Home Court:** Cassell Coliseum (8,925)  
**President:** Dr. Timothy D. Sands  
**Athletic Director:** Whit Babcock  
**Head Coach:** Kenny Brooks  
**Head Coach Alma Mater:** James Madison  
**Record at School:** 86-49  
 (Entering 5th Season at Virginia Tech)  
**Career Head Coaching Record:** 423-171  
**Assistant Coaches:** Shawn Poppie, Christal Caldwell, Lindsey Hicks  
**2019-20 Record:** 21-9  
**2019-20 Conference Record:** 11-7  
**Starters Returning from 19-20:** 2  
**Series Record:** Louisville leads 22-17  
 (Last Matchup Mar. 1, 2020)  
**Website:** <https://hokiesports.com>

#### Contact Info

**Athletic Office:** (540) 231-9984  
**Basketball Office:** (540) 231-4998  
**Sports Information Office:** (540) 231-6892  
**WBB SID:** Mr. Carter Brown  
**Email:** [cart315@vt.edu](mailto:cart315@vt.edu)

### Boston College



**Joanna Bernabei-McNamee**

**Location:** Chestnut Hill, Massachusetts  
**Enrollment:** 14,171  
**Nickname:** Eagles  
**Colors:** Maroon and Gold  
**Conference:** Atlantic Coast Conference  
**Home Court:** Conte Forum (8,606)  
**President:** William P. Leahy  
**Athletic Director:** Patrick Kraft  
**Head Coach:** Joanna Bernabei-McNamee  
**Head Coach Alma Mater:** West Liberty  
**Record at School:** 34-28  
 (Entering 3rd Season at BC)  
**Career Head Coaching Record:** 159-94  
**Assistant Coaches:** Yolanda Griffith, AJ Cohen, George Porcha  
**2019-20 Record:** 20-12  
**2019-20 Conference Record:** 11-7  
**Starters Returning from 19-20:** 2  
**Series Record:** Louisville leads 8-1  
 (Last Matchup Feb. 27, 2020 UL 68, BC 48)  
**Website:** <https://bceagles.com>

#### Contact Info

**Athletic Office:** (617) 552-3000  
**Basketball Office:** (617) 552-3747  
**Sports Information Office:** (617) 552-0524  
**WBB SID:** Ms. Stephanie Tunnera  
**Email:** [tunnera@bc.edu](mailto:tunnera@bc.edu)

### Syracuse



**Quentin Hillsman**

**Location:** Syracuse, New York  
**Enrollment:** 22,850  
**Nickname:** Orange  
**Colors:** Syracuse Orange  
**Conference:** Atlantic Coast Conference  
**Home Court:** Carrier Dome (49,262)  
**President:** Kent Syverud  
**Athletic Director:** John Wildhack  
**Head Coach:** Quentin Hillsman  
**Head Coach Alma Mater:** St. Mary's College (Md.)  
**Record at School:** 304-160  
 (Entering 15th at Syracuse)  
**Career Head Coaching Record:** Same  
**Assistant Coaches:** Vonn Read, John Marcum, Cedric Solice  
**2019-20 Record:** 16-15  
**2019-20 Conference Record:** 9-9  
**Starters Returning from 19-20:** 4  
**Series Record:** Louisville leads 13-7  
 (Last Matchup Mar. 6, 2020)  
**Website:** <https://cuse.com>

#### Contact Info

**Athletic Office:** (315) 443-3929  
**Basketball Office:** (315) 443-3761  
**Sports Information Office:** (315) 443-2608  
**WBB SID:** Ms. Olivia Coiro  
**Email:** [oacoiro@syr.edu](mailto:oacoiro@syr.edu)

## 2020-21 Opponents

### Notre Dame



**Niele  
Ivey**

**Location:** South Bend, Indiana  
**Enrollment:** 12,681  
**Nickname:** Fighting Irish  
**Colors:** Gold and Navy Blue  
**Conference:** Atlantic Coast Conference  
**Home Court:** Purcell Pavilion (9,149)  
**President:** Rev. John I. Jenkins  
**Athletic Director:** Jack Swarbrick  
**Head Coach:** Niele Ivey  
**Head Coach Alma Mater:** Notre Dame  
**Record at School:** N/A  
 (Entering 1st Season at Notre Dame)  
**Career Collegiate Head Coaching Record:**  
 N/A  
**Assistant Coaches:** Carol Owens,  
 Coquese Washington, Michaela Mabrey  
**2019-20 Record:** 13-18  
**2019-20 Conference Record:** 8-10  
**Starters Returning from 19-20:** 4  
**Series Record:** Notre Dame leads 16-8  
 (Last Matchup Feb. 16, 2020)  
**Website:** <https://und.com>

#### Contact Info

**Athletic Office:** (574) 631-6107  
**Basketball Office:** (574) 631-0326  
**Sports Information Office:**  
 (574) 310-9954  
**WBB SID:** Mr. Josh Bates (574) 310-9954  
**Email:** [jbates2@nd.edu](mailto:jbates2@nd.edu)

### Georgia Tech



**Nell  
Fortner**

**Location:** Atlanta, Georgia  
**Enrollment:** 35,000  
**Nickname:** Yellow Jackets  
**Colors:** Old Gold and White  
**Conference:** Atlantic Coast Conference  
**Home Court:** McCamish Pavilion (8,600)  
**President:** Ángel Cabrera  
**Athletic Director:** Todd Stansbury  
**Head Coach:** Nell Fortner  
**Head Coach Alma Mater:**  
 University of Texas  
**Record at School:** 20-11  
 (Entering 2nd Season)  
**Career Head Coaching Record:** 325-198  
 (includes professional) 182-128 (collegiate)  
**Assistant Coaches:** Tasha Butts,  
 Blanche Alverson, Murriel Page  
**2019-20 Record:** 20-11  
**2019-20 Conference Record:** 10-8  
**Starters Returning from 19-20:** 4  
**Series Record:** Louisville leads 7-0  
 (Last Matchup Feb. 20, 2020)  
**Website:** <https://ramblinwreck.com>

#### Contact Info

**Athletic Office:** (404) 894-5411  
**Basketball Office:** (404) 894-5406  
**Sports Information Office:**  
 (404) 894-5445  
**WBB SID:** Ms. Liz Ryan  
**Email:** [Iryan@athletics.gatech.edu](mailto:Iryan@athletics.gatech.edu)

### Clemson



**Amanda  
Butler**

**Location:** Clemson, South Carolina  
**Enrollment:** 25,822  
**Nickname:** Tigers  
**Colors:** Clemson Orange and Regalia  
**Conference:** Atlantic Coast Conference  
**Home Court:** Littlejohn Coliseum (9,000)  
**President:** Dr. James P. Clements  
**Athletic Director:** Dan Radakovich  
**Head Coach:** Amanda Butler  
**Head Coach Alma Mater:** Florida  
**Record at School:** 28-36  
 (Entering 3rd Season at Clemson)  
**Career Head Coaching Record:** 258-195  
**Assistant Coaches:** Shimmy Gray-Miller,  
 Joy Smith, Daniel Barber  
**2019-20 Record:** 8-23  
**2019-20 Conference Record:** 3-15  
**Starters Returning from 19-20:** 4  
**Series Record:** Louisville leads 8-3  
 (Last Matchup Jan 2, 2020)  
**Website:** <https://clemonsontigers.com>

#### Contact Info

**Athletic Office:** (864) 656-1935  
**Basketball Office:** (864) 656-1918  
**Sports Information Office:**  
 (864) 918-9843  
**WBB SID:** Ms. Chandler Simpson  
**Email:** [mcsimp2@clemson.edu](mailto:mcsimp2@clemson.edu)





## Series vs. 2020-21 Opponents

### Bellarmine (10-2)

Streak W2, Home 8-1, Away 2-1	
1-17-76.....H.....W, 72-63	
2-7-76.....A.....W, 63-56	
12-7-76.....H.....W, 83-52	
2-8-77.....H.....W, 86-58	
1-14-78.....H.....W, 90-63	
12-16-78.....H.....W, 67-47	
12-3-79.....A.....W, 82-60	
2-11-82.....H.....W, 84-80	
2-24-83.....A.....L, 66-75	
2-11-84.....H.....L, 67-76	
12-5-84.....H.....W, 80-56	
12-16-99.....H.....W, 80-56	

### Boston College (8-1)

Streak W8, Home 4-0, Away 3-0, Neutral 2-1	
12-28-85.....N.....L, 68-74	
12-8-91.....N.....W, 92-78	
2-26-15.....H.....W, 77-60	
2-21-16.....A.....W, 55-45	
2-12-17.....H.....W, 68-43	
2-15-18.....A.....W, 87-52	
2-24-19.....H.....W, 87-51	
1-16-20.....A.....W, 81-70	
2-27-20.....H.....W, 68-48	

### Cincinnati (40-24)

Streak W6, Home 24-5, Away 13-14, Neutral 3-5	
1-9-76.....N.....L, 55-69	
2-28-77.....H.....W, 76-68	
12-17-77.....N.....W, 83-49	
1-7-78.....N.....L, 51-56	
2-21-78.....A.....W, 57-41	
2-2-79.....H.....W, 83-48	
1-12-80.....A.....L, 56-59	
1-18-81.....H.....W, 77-67	
2-6-81.....N.....W, 83-76	
1-8-82.....A.....W, 73-64	
1-16-82.....N.....L, 52-54	
2-25-82.....N.....L, 58-68	
1-22-83.....A.....L, 67-73	
2-5-83.....H.....L, 65-68	
1-3-84.....H.....W, 76-70 (OT)	
1-14-84.....A.....L, 59-83	
2-2-85.....H.....W, 81-79	
2-16-85.....H.....L, 70-86	
2-1-86.....A.....L, 65-81	
2-22-86.....H.....L, 72-81	
1-19-87.....H.....W, 71-53	
2-28-87.....A.....L, 64-65	
1-25-88.....A.....L, 55-60	
2-17-88.....H.....W, 62-60	
1-23-89.....A.....L, 46-48	
2-22-89.....H.....L, 45-59	
1-22-90.....H.....W, 54-50	
3-3-90.....A.....W, 74-54	
1-19-91.....H.....W, 81-56	
2-18-91.....A.....W, 90-46	
1-2-94.....H.....W, 93-60	
2-4-96.....A.....W, 82-77	
2-9-97.....H.....W, 85-59	
3-1-97.....N.....W, 84-67	
2-12-98.....A.....L, 61-70	
2-16-98.....H.....W, 67-54	
12-22-98.....H.....W, 70-59	

2-14-99.....A.....L, 61-70	
1-2-00.....H.....W, 65-56	
2-27-00.....A.....L, 65-84	
1-1-01.....H.....W, 72-58	
2-24-01.....A.....W, 70-57	
1-4-02.....H.....W, 71-65	
2-24-02.....A.....L, 71-85	
3-2-02.....N.....L, 70-80	
1-11-03.....A.....L, 48-67	
2-16-03.....H.....L, 66-73 (2OT)	
1-31-04.....H.....W, 65-54	
2-28-04.....A.....W, 58-48	
1-16-05.....A.....W, 72-71	
2-25-05.....N.....W, 61-58	
2-18-06.....A.....L, 65-76	
12-14-06.....H.....W, 67-62	
1-15-08.....H.....W, 69-37	
1-30-08.....A.....W, 79-56	
1-20-09.....H.....W, 66-50	
2-14-09.....A.....W, 67-52	
1-2-10.....A.....W, 63-49	
2-2-10.....H.....L, 68-74 (OT)	
12-15-10.....A.....W, 78-40	
1-22-11.....H.....W, 83-47	
12-14-11.....A.....W, 64-59	
1-18-13.....H.....W, 72-33	
1-4-14.....H.....W, 64-45	
3-1-14.....A.....W, 75-51	

### Clemson (8-3)

Streak W8, Home 2-1, Away 4-1, Neutral 2-1	
12-15-79.....A.....L, 83-91	
1-31-81.....H.....L, 77-78	
12-22-93.....N.....L, 53-62	
2-12-15.....A.....W, 81-49	
1-28-16.....H.....W, 75-33	
1-26-17.....A.....W, 60-46	
3-2-17.....N.....W, 68-46	
2-7-18.....H.....W, 65-46	
2-2-19.....A.....W, 76-44	
3-8-19.....N.....W, 75-67	

### Duke (5-3)

Streak W3, Home 3-0, Away 1-3, Neutral 1-0	
11-24-90.....N.....W, 73-66	
3-16-98.....A.....L, 53-69	
2-2-15.....A.....L, 58-66	
1-10-16.....H.....W, 65-48	
1-2-17.....A.....L, 55-58	
1-4-18.....H.....W, 66-60	
1-6-19.....A.....W, 73-51	
1-5-20.....H.....W, 60-55	

### Eastern Kentucky (19-8)

Streak W5, Home 11-2, Away 6-5, Neutral 2-1	
2-6-76.....A.....L, 60-97	
3-2-76.....N.....L, 45-83	
2-2-77.....H.....W, 79-78	
12-13-77.....H.....W, 76-63	
1-30-78.....A.....L, 72-75	
3-2-78.....N.....W, 80-77	
1-18-79.....A.....W, 79-64	
2-1-79.....H.....W, 76-68	
2-12-80.....A.....W, 53-51	
2-18-80.....H.....W, 85-57	
12-20-80.....H.....L, 66-75	

1-13-81.....H.....L, 68-77	
1-26-82.....H.....W, 62-50	
3-2-82.....A.....W, 72-65	
12-8-82.....H.....W, 71-58	
2-1-84.....A.....L, 55-69	
12-10-85.....H.....W, 83-63	
12-3-86.....A.....W, 90-85	
1-28-88.....H.....W, 108-88	
11-28-88.....A.....L, 55-68	
12-9-89.....H.....W, 85-84 (OT)	
12-15-90.....A.....L, 68-71	
12-8-92.....H.....W, 74-66	
12-28-98.....H.....W, 87-49	
11-25-05.....N.....W, 75-45	
11-17-11.....A.....W, 77-53	
11-28-12.....H.....W, 76-42	

### Florida State (14-18)

Streak L2, Home 7-7, Away 5-8, Neutral 2-3	
12-18-78.....N.....W, 94-60	
1-20-79.....A.....W, 77-73	
12-18-79.....A.....W, 86-67	
1-27-80.....H.....W, 77-60	
2-6-82.....H.....W, 89-73	
3-7-83.....H.....W, 67-56	
1-10-84.....A.....W, 81-65	
3-5-84.....N.....W, 88-77	
1-12-85.....H.....W, 89-74	
1-11-86.....A.....L, 64-67	
1-10-87.....A.....L, 63-66	
2-7-87.....H.....W, 77-64	
2-8-88.....A.....L, 65-99	
3-3-88.....H.....L, 70-73	
1-16-89.....H.....L, 65-66	
2-13-89.....H.....L, 76-82	
1-13-90.....A.....L, 66-69 (OT)	
2-10-90.....H.....L, 62-77	
1-14-91.....A.....L, 70-83	
2-11-91.....H.....L, 52-86	
3-5-91.....H.....L, 70-83	
12-28-04.....N.....L, 54-69	
11-25-11.....A.....W, 85-76	
11-24-13.....H.....W, 69-59 (OT)	
1-22-15.....A.....L, 63-68	
3-7-15.....N.....L, 51-66	
1-1-16.....H.....W, 79-69	
1-12-17.....A.....L, 65-72	
1-21-18.....H.....L, 49-50	
1-24-19.....A.....W, 68-49	
2-6-20.....H.....L, 59-67	
3-7-20.....N.....L, 60-62	

### Georgia Tech (7-0)

Streak W7, Home 3-0, Away 3-0, Neutral 1-0	
1-2-15.....H.....W, 75-48	
1-3-16.....A.....W, 78-65	
3-4-16.....N.....W, 60-50	
1-18-17.....H.....W, 91-51	
12-28-17.....A.....W, 74-71	
1-13-19.....H.....W, 61-44	
2-20-20.....A.....W, 58-47	

# Series vs. 2020-21 Opponents

## Miami (Fla.) (5-2)

Streak W1, Home 2-2, Away 3-0	
1-11-89.....H.....L, 58-59	
1-25-15.....H.....W, 68-55	
2-25-16.....A.....W, 79-51	
1-15-17.....H.....W, 63-59	
1-25-18.....A.....W, 84-74	
2-17-19.....H.....L, 73-79	
1-9-20.....A.....W, 87-41	

## Middle Tennessee (6-1)

Streak W3, Home 3-1, Away 3-0	
12-12-92.....A.....W, 71-70	
12-30-07.....H.....W, 76-64	
12-4-08.....A.....W, 67-44	
12-9-09.....H.....L, 84-94	
3-24-13.....H.....W, 74-49	
11-16-16.....A.....W, 91-72	
12-9-17.....H.....W, 80-26	

## North Carolina (7-3)

Streak W7, Home 3-0, Away 3-0, Neutral 1-3	
2-24-85.....N.....L, 71-86	
12-19-96.....N.....L, 67-72	
3-29-08.....N.....L, 74-78	
2-15-15.....H.....W, 75-66	
3-6-15.....N.....W, 77-75 (OT)	
2-4-16.....A.....W, 78-60	
2-19-17.....H.....W, 87-57	
2-18-18.....A.....W, 67-57	
1-3-19.....H.....W, 73-66	
1-19-20.....A.....W, 74-67	

## NC State (8-3)

Streak W6, Home 2-1, Away 3-1, Neutral 3-1	
12-27-85.....A.....L, 53-72	
11-27-04.....N.....L, 49-54	
1-14-15.....H.....W, 65-58	
1-17-16.....A.....W, 92-90	
2-2-17.....H.....L, 70-72	
3-3-17.....N.....W, 59-58	
12-31-17.....A.....W, 55-47	
3-3-18.....N.....W, 64-59	
2-28-19.....H.....W, 92-62	
3-9-19.....N.....W, 78-68	
2-13-20.....A.....W, 66-59	

## Notre Dame (8-16)

Streak W2, Home 3-5, Away 3-6, Neutral 2-5	
3-22-91.....N.....W, 80-75	
1-15-92.....A.....W, 64-53	
2-21-94.....H.....L, 54-69	
1-14-06.....H.....W, 61-51	
2-7-07.....A.....L, 55-64	
1-8-08.....H.....L, 74-82	
2-11-09.....A.....W, 71-66	
1-19-10.....H.....L, 60-78	
3-6-10.....N.....L, 52-89	
1-12-11.....A.....L, 60-80	
3-6-11.....N.....L, 53-63	
2-20-12.....H.....L, 52-68	
2-11-13.....A.....L, 64-93	
3-11-13.....N.....L, 59-83	
2-23-15.....A.....L, 52-68	
2-7-16.....H.....L, 61-66	
2-6-17.....A.....L, 66-85	

3-4-17.....N.....L, 73-84	
1-11-18.....H.....W, 100-67	
3-4-18.....N.....W, 74-72	
1-10-19.....A.....L, 68-82	
3-10-19.....N.....L, 79-99	
1-30-20.....A.....W, 85-54	
2-16-20.....H.....W, 82-49	

## Pittsburgh (20-2)

Streak W16, Home 10-0, Away 8-2, Neutral 2-0	
2-8-06.....A.....W, 71-63	
1-24-07.....H.....W, 72-59	
1-27-08.....A.....L, 67-76	
2-28-09.....H.....W, 75-51	
3-9-09.....N.....W, 69-63	
2-14-10.....A.....L, 69-72	
3-5-10.....N.....W, 79-71	
1-9-11.....H.....W, 79-68	
2-14-12.....A.....W, 71-66 (OT)	
2-9-13.....H.....W, 78-45	
1-4-15.....A.....W, 63-57	
2-8-15.....H.....W, 48-35	
2-11-16.....A.....W, 84-61	
2-28-16.....H.....W, 65-36	
1-8-17.....H.....W, 73-52	
1-29-17.....A.....W, 63-48	
1-18-18.....A.....W, 77-51	
2-25-18.....H.....W, 81-49	
1-27-19.....H.....W, 70-42	
3-3-19.....A.....W, 67-40	
1-26-20.....H.....W, 93-49	
2-23-20.....A.....W, 79-47	

## Syracuse (13-7)

Streak W1, Home 8-1, Away 4-5, Neutral 1-1	
11-30-86.....A.....L, 62-73	
1-3-06.....A.....W, 90-73	
2-12-06.....H.....W, 64-48	
2-10-07.....H.....W, 98-50	
2-24-07.....A.....W, 68-56	
1-5-08.....A.....L, 56-79	
2-3-09.....H.....W, 78-57	
1-23-10.....H.....L, 58-64	
2-16-11.....A.....L, 45-53	
2-11-12.....H.....W, 89-62	
3-4-13.....A.....L, 57-68	
1-29-15.....H.....W, 78-58	
1-25-16.....A.....W, 71-53	
3-5-16.....N.....L, 75-80	
12-29-16.....H.....W, 91-76	
2-4-18.....A.....W, 84-77	
2-7-19.....H.....W, 76-51	
12-29-19.....H.....W, 62-58	
2-9-20.....A.....L, 51-49	
3-6-20.....N.....W, 71-46	

## Virginia (10-2)

Streak W9, Home 6-0, Away 4-2	
2-9-85.....A.....L, 60-74	
1-18-15.....H.....W, 67-55	
3-1-15.....A.....L, 59-75	
1-14-16.....A.....W, 59-41	
2-18-16.....H.....W, 74-59	
1-5-17.....A.....W, 86-81 (OT)	
2-23-17.....H.....W, 66-55	
2-1-18.....A.....W, 77-41	
2-22-18.....H.....W, 51-39	
1-17-19.....H.....W, 91-43	
2-21-19.....A.....W, 71-49	
1-23-20.....H.....W, 71-56	

## Virginia Tech (22-17)

Streak W7, Home 9-7, Away 8-10, Neutral 5-0	
1-10-81.....A.....W, 89-72	
2-5-81.....N.....W, 81-64	
1-22-82.....A.....W, 72-68	
1-31-83.....A.....L, 61-68	
2-13-83.....H.....W, 63-54	
1-30-84.....H.....W, 81-72	
2-6-84.....A.....L, 61-83	
3-6-84.....N.....W, 63-60	
1-28-85.....H.....L, 74-79	
2-10-85.....A.....W, 70-68	
1-25-86.....A.....L, 75-89	
2-10-86.....H.....W, 91-76	
1-26-87.....H.....W, 71-66	
2-23-87.....A.....L, 73-78	
1-16-88.....A.....L, 67-68	
2-15-88.....H.....L, 59-62	
2-4-89.....H.....L, 62-73	
3-4-89.....A.....L, 57-65	
1-29-90.....H.....L, 54-65	
2-26-90.....A.....L, 62-81	
3-8-90.....N.....W, 85-60	
1-28-91.....H.....W, 78-61	
2-27-91.....A.....W, 70-57	
1-27-92.....H.....W, 93-44	
2-24-92.....A.....W, 76-56	
1-25-93.....H.....L, 75-79	
2-22-93.....A.....L, 61-82	
3-11-93.....H.....W, 92-73	
1-28-94.....A.....L, 54-72	
2-7-94.....H.....L, 53-57	
1-6-95.....H.....L, 54-56	
2-26-95.....A.....L, 60-68	
2-19-15.....A.....W, 69-49	
1-7-16.....H.....W, 56-45	
2-9-17.....A.....W, 88-70	
1-7-18.....H.....W, 67-56	
3-2-18.....N.....W, 73-70	
2-10-19.....A.....W, 72-63	
3-1-20.....H.....W, 70-53	

## Wake Forest (6-0)

Streak W6, Home 3-0, Away 3-0	
1-11-15.....A.....W, 79-68	
1-31-16.....H.....W, 78-54	
2-26-17.....A.....W, 75-46	
2-28-18.....H.....W, 89-52	
1-20-19.....A.....W, 73-49	
1-12-20.....H.....W, 75-61	



## Record vs. All Opponents

Opponent	First	Last	W	L
Air Force	2017	2017	1	0
Alabama	1983	2008	1	3
Alabama State	2004	2004	1	0
Alaska Anchorage	1999	1999	1	0
Alcorn State	1993	1993	0	1
Appalachian State	1991	1991	1	0
Arizona	1999	2000	0	2
Arizona State	1983	2018	1	2
Arkansas	1997	1998	0	2
Arkansas State	1997	1999	1	1
Auburn	1993	2004	1	2
Austin Peay	1989	2013	9	0
Ball State	2002	2014	6	1
Baylor	2009	2017	2	1
Bellarmine	1976	1999	10	2
Belmont	2006	2016	3	0
Boise State	2018	2019	3	0
Boston College	1985	2020	8	1
Bowling Green	1983	2016	2	1
Bradley	1990	2010	1	3
Brigham Young	2007	2015	2	0
Buffalo	1994	1996	1	1
Butler	1993	2006	7	2
California (Berkeley)	2013	2015	2	1
UC-Santa Barbara	2000	2006	2	1
Canisius	2000	2000	1	0
Central Arkansas	2016	2016	1	0
C. Connecticut State	1996	1996	1	0
Central Florida	2012	2014	3	0
Central Michigan	1987	2019	4	1
Centre College	1976	1977	2	0
Charleston	2015	2016	2	0
Charlotte	1992	2005	21	6
Chattanooga	1978	2019	5	5
Cheyney State	1984	1984	1	0
Cincinnati	1976	2014	41	24
Clemson	1979	2020	8	3
Cleveland State	1982	2003	3	2
Coastal Carolina	1996	2001	2	0
Colorado	2012	2013	1	1
Colorado State	1990	2001	1	2
Columbia	2003	2003	1	0
Connecticut	1993	2019	2	18
Coppin State	1993	2007	3	0
Cumberland College	1976	1976	1	0
Dartmouth	2015	2015	1	0
Dayton	1978	2015	8	7
Delaware	2007	2007	1	0
DePaul	1983	2016	15	17
Detroit	1990	2004	4	0
Duke	1990	2020	5	3
East Carolina	2002	2005	2	2
East Tennessee State	1982	1999	5	0
Eastern Illinois	1990	2006	4	0
Eastern Kentucky	1976	2012	19	8
Eastern Michigan	1990	1990	1	0
Evansville	1976	2016	12	2
Florida	1983	2007	3	0
Florida A&M	2011	2011	1	0
Florida Atlantic	2002	2003	2	0
Florida International	1993	1997	0	2
Florida State	1978	2020	14	18
Fordham	1980	1980	1	0
Furman	2006	2006	1	0
Gardner Webb	2011	2011	1	0
Georgetown	2006	2013	6	2
Georgetown College	1976	1976	1	0
Georgia	1984	1995	0	2
Georgia Southern	1984	2005	2	0
Georgia Tech	2015	2020	7	0
Gonzaga	2011	2012	1	1
Grand Canyon	2014	2014	1	0
Hampton	2004	2004	1	0
Hanover College	1976	1976	1	0
Hartford	1991	2018	3	1
Hawaii	1985	1994	2	0
Houston	1997	2014	12	3
Houston Baptist	2010	2010	1	0
Idaho	2014	2014	1	0
Illinois	1980	1999	2	5
Illinois State	1983	2001	3	2
Indiana	1980	2017	4	6
IPFW	2002	2010	4	0
Indiana State	1979	1995	8	2
IUPUI	1984	2015	6	0
Iowa	2014	2014	2	0
Jackson State	1998	2003	2	0
James Madison	1982	1987	1	1
Kansas	1991	1999	0	2
Kansas State	2008	2008	1	0
Kentucky	1975	2019	21	34
Kentucky State	1976	1985	5	1
Kentucky Wesleyan	1983	1983	1	0
Lafayette	2014	2016	2	0
Liberty	1996	2009	2	0
Louisiana State	1994	2014	4	1
Louisiana Tech	1988	1988	0	1
Loyola Chicago	2013	2013	1	0
Maine	1989	2004	1	1
Marist	2010	2015	1	1
Marquette	1996	2018	16	9
Marshall	1977	1989	6	4
Maryland	2009	2016	1	3
Maryland Eastern Shore	1999	1999	1	0
Memphis	1977	2014	23	23
Mercer	2007	2007	1	0
Miami (Fla.)	1989	2020	5	2
Miami (Ohio)	1977	2008	7	4
Michigan	1978	2019	4	1
Michigan State	1990	2015	2	1
Middle Tennessee	1992	2017	6	1
Minnesota	1980	2007	0	3
Mississippi State	2018	2018	0	1
Mississippi Valley State	2010	2010	1	0
Missouri	1989	1998	0	2
Missouri State	2011	2013	2	0
Monmouth	1997	1997	1	0
Morehead State	1976	2008	17	10
Mount Saint Joseph	1976	1977	1	1
Murray State	1976	2019	16	4
National College	1982	1984	3	0
Nebraska	1998	2018	3	1
Nevada	2008	2008	0	1
New Hampshire	2008	2009	2	0
New Orleans	1984	2002	3	0
Niagara	2000	2000	1	0
North Carolina	1985	2020	7	3
UNC-Asheville	1999	1999	1	0
North Carolina State	1985	2020	8	3
North Texas State	1992	1992	1	0
Northeastern Illinois	1992	1993	2	0
Northern Arizona	1991	1991	1	0
Northern Colorado	2005	2006	2	0
Northern Illinois	1984	1991	1	1
Northern Iowa	2009	2009	1	0
Northern Kentucky	1975	2019	11	11
Northwestern	1987	1994	2	0
Northwestern State	1995	1995	0	1
Notre Dame	1991	2020	8	16
Oakland	1982	2000	1	1
Ohio State	2001	2019	2	1
Ohio University	2010	2013	2	0
Oklahoma	2009	2013	2	0
Oklahoma State	1988	2019	1	2
Old Dominion	1995	2014	2	3
Oregon	1991	2019	3	2
Oregon State	2012	2019	3	0
Penn State	1985	1997	2	2
Pittsburgh	2006	2020	20	2
Portland	2011	2012	2	0
Princeton	2003	2003	1	0
Providence	2006	2013	6	2
Purdue	1985	2015	1	6
Quinnipiac	2013	2013	1	0
Robert Morris	2019	2019	1	0
Rutgers	2006	2014	8	4
Sacramento State	2006	2006	1	0
Saint Francis	1995	2005	2	0
Saint Louis	1979	2005	17	3
Sam Houston State	1994	1994	1	0
SEMO	2010	2010	1	0
Seton Hall	2006	2013	8	0
Southern California	2005	2005	0	1
South Carolina	1980	2016	4	17
South Dakota State	2016	2017	2	0
South Florida	1992	2017	29	4
Southeast Missouri	2017	2017	1	0
Southern Illinois	1978	1983	4	3
SMU	1996	2014	2	1
Southern Mississippi	1983	2005	22	19
St. John's	2006	2013	8	4
Stanford	2018	2018	1	0
Syracuse	1986	2020	13	7
Temple	2014	2014	2	0
Tennessee	2009	2017	2	2
UT Martin	2010	2019	9	0
Tennessee State	1986	2018	5	2
Tennessee Tech	1981	2015	4	1
Texas	1983	2000	0	2
Texas A&M	1992	2012	2	1
Texas-Arlington	1998	2019	2	0
TCU	2002	2005	2	4
Texas Tech	1991	2005	0	2
Toledo	2017	2017	1	0
Troy State	1994	2002	2	0
Tulane	1980	2005	20	10
UAB	1984	2005	9	5
U.S. Military Academy	1978	1978	1	0
Utah	1998	2009	3	0
Valparaiso	2012	2015	3	0
Vanderbilt	1983	2017	6	8
Vermont	2004	2008	2	1
Villanova	2006	2013	10	0
Vincennes College	1977	1977	1	0
Virginia	1985	2020	10	2
Virginia Commonwealth	1992	1999	9	2
Virginia Tech	1981	2020	22	17
Wagner	2012	2012	1	0
Wake Forest	2015	2020	6	0
Washington State	2011	2012	2	0
West Virginia	2006	2012	3	7
Western Carolina	1994	2007	1	1
Western Illinois	1989	1999	3	0
Western Kentucky	1975	2019	18	20
Western Michigan	1984	2005	2	1
William & Mary	2001	2001	1	0
Winthrop	2006	2006	1	0
UW-Green Bay	1991	1991	1	0
Wofford	2001	2001	1	0
Wright State	1987	2013	7	1
Xavier	1976	2011	8	3

# ACC

# PLAYER OF THE YEAR



*R. Davis*  
#1





**ACC**

BACK-TO-BACK-TO-BACK

**CHAMPS**



BOSTON COLLEGE  
CLEMSON  
DUKE  
FLORIDA STATE  
GEORGIA TECH  
LOUISVILLE  
MIAMI  
NORTH CAROLINA  
NC STATE  
NOTRE DAME  
PITT  
SYRACUSE  
VIRGINIA  
VIRGINIA TECH  
WAKE FOREST

2019-20  
WOMEN'S BASKETBALL  
REGULAR SEASON  
CHAMPION



BOSTON COLLEGE  
CLEMSON  
DUKE  
FLORIDA STATE  
GEORGIA TECH  
LOUISVILLE  
MIAMI  
NORTH CAROLINA  
NC STATE  
NOTRE DAME  
PITT  
SYRACUSE  
VIRGINIA  
VIRGINIA TECH  
WAKE FOREST

2019-20  
WOMEN'S BASKETBALL  
REGULAR SEASON  
CHAMPION

LOUISVILLE



BOSTON COLLEGE  
CLEMSON  
DUKE  
FLORIDA STATE  
GEORGIA TECH  
LOUISVILLE  
MIAMI  
NORTH CAROLINA  
NC STATE  
NOTRE DAME  
PITT  
SYRACUSE  
VIRGINIA  
VIRGINIA TECH  
WAKE FOREST

2019-20  
WOMEN'S BASKETBALL  
REGULAR SEASON  
CHAMPION