

## 2020-21 SCHEDULE/RESULTS

| Date            | Opponent                           | Time/Result |
|-----------------|------------------------------------|-------------|
| <b>NOVEMBER</b> |                                    |             |
| Wed. 25         | at Southeast Missouri (ESPN+)      | W, 74-53    |
| Sun. 29         | Eastern Kentucky (ACCNX)           | W, 101-58   |
| <b>DECEMBER</b> |                                    |             |
| Fri. 4          | vs. No. 20/19 DePaul (ESPN)        | W, 116-75   |
| Sun. 6          | UT Martin (ACCNX)                  | W, 85-67    |
| Wed. 9          | at Duke (RSN) *                    | W, 73-49    |
| <b>JANUARY</b>  |                                    |             |
| Fri. 1          | Northern Kentucky (ACCNX)          | W, 74-64    |
| Sat. 2          | Bellarmine (ACCNX)                 | W, 97-46    |
| Tues. 5         | UT Martin (ACCN)                   | W, 96-61    |
| Thur. 7         | at Virginia Tech (RSN) *           | W, 71-67    |
| Sun. 10         | Clemson (ACCN) *                   | W, 70-45    |
| Thur. 14        | Boston College (ACCN) *            | W, 89-70    |
| Sun. 17         | Florida State (ESPN2) *            | W, 84-56    |
| Thur. 21        | No. 23/21 Syracuse (ESPN2) *       | W, 67-54    |
| Sun. 24         | at Wake Forest (ACCN) *            | W, 65-63    |
| Tues. 26        | Miami (ACCN) *                     | W, 79-76    |
| Thur. 28        | North Carolina (ACCN) *            | W, 79-68    |
| <b>FEBRUARY</b> |                                    |             |
| Mon. 1          | No. 4/2 NC State (ESPN2) *         | L, 74-60    |
| Thur. 4         | at Boston College (ACCN) *         | W, 97-68    |
| Sun. 7          | Notre Dame (ESPN) *                | W, 71-65    |
| Thur. 11        | Georgia Tech (ACCNX) *             | W, 85-70    |
| Thur. 18        | at Pittsburgh (ACCN) *             | W, 82-58    |
| Sun. 21         | at Florida State (ACCNX) *         | L, 68-59    |
| Sun. 28         | at Notre Dame (ESPN) *             | W, 78-61    |
| <b>MARCH</b>    |                                    |             |
| Fri. 5          | vs. Wake Forest (8) (RSN) @        | W, 65-53    |
| Sat. 6          | vs. Syracuse (5) (ACCN) @          | W, 72-59    |
| Sun. 7          | vs. No. 3/4 NC State (2) (ESPN2) @ | L, 58-56    |
| Mon. 22         | vs. Marist (15) (ESPN) #           | W, 74-43    |
| Wed. 24         | vs. Northwestern (7) (ESPN2) #     | W, 62-53    |
| Sun. 28         | vs. No. 23/22 Oregon (6) (ESPN) #  | W, 60-42    |
| Tues. 30        | vs. No. 2/2 Stanford (1) (ESPN) #  | L, 78-63    |

Home games are in bold | All Times Eastern

\* = ACC

@ = ACC Tournament (Greensboro, N.C.)

# = NCAA Tournament (San Antonio, Texas)

# LOUISVILLE

## 2020-21 WOMEN'S BASKETBALL



Sports Information Office // University of Louisville // Louisville, KY 40292 // GoCards.com  
Phone: (502) 852-3085 // Fax: (502) 852-7401 // email: NickE@GoCards.com // Twitter: @UofLWB

### Louisville Cardinals Basketball Information

#### Team Information

|                                  |  |
|----------------------------------|--|
| 2020-21 Overall Record           | 26-4   |
| Atlantic Coast Conference Record | 14-2   |
| Atlantic Coast Conference Finish | 1st  |
| UofL National Ranking            | 7th Associated Press, 6th USA Today, 6th NET |
| All-Time Record                  | 932-499 (46th yr.)                           |
| All-Time NCAA Tourney Record     | 37-23 (23 app.)                              |
| Before Walz - 4-11 (11 app.)     | With Walz - 33-12 (12 app.)                  |

#### General/Administration

|                              |                           |
|------------------------------|---------------------------|
| Location                     | Louisville, Ky. 40292     |
| Founded                      | 1798                      |
| Enrollment                   | 22,000                    |
| Nickname/Colors              | Cardinals / Red and Black |
| Conference                   | Atlantic Coast            |
| Home Court                   | KFC Yum! Center (22,000)  |
| President                    | Dr. Neeli Bendapudi       |
| Faculty Representative       | Krista Wallace-Boaz       |
| Vice President for Athletics | Vince Tyra                |
| Sr. Woman Administrator      | Amy Calabrese             |
| Website Address              | www.GoCards.com           |

#### Basketball Staff

|                                      |  |
|--------------------------------------|--|
| Head Coach                           | Jeff Walz (Northern Kentucky, '95)               |
| UofL Record                          | 385-108 (.768) (14th yr.)                        |
| Overall Record                       | Same   |
| ACC Record                           | 98-16 (.860)                                     |
| Conference-Only Record               | 174-54 (.763)                                    |
| NCAA Tournament Record               | 33-12 (.733) (12 Appearances, Three Final Fours) |
| Assoc. Head Coach:                   | Stephanie Norman (Arizona St., '89)              |
| Assoc. Coach:                        | Sam Purcell (Auburn, '03)                        |
| Asst. Coach:                         | Jonneshia Pineda (Georgia SW State, '11)         |
| Asst. Strength & Conditioning Coach: | Beth Burns                                       |
| Dir. of BB Oper.                     | Kate Tucker                                      |
| Exec. Dir./Player Relations          | Adrienne Johnson                                 |
| Graphic Design/Video Coord.          | LaMont Russell                                   |
| Head Trainer                         | Yoshi Saito                                      |
| Strength Coach                       | Kaiti Jones                                      |
| Equipment Manager                    | David Moser                                      |

#### Important Phone Numbers

|                            |                   |
|----------------------------|-------------------|
| Sports Information Office  | (502) 852-6581    |
| Basketball Office          | (502) 852-8355    |
| Sports Information Contact |                   |
| Asst. SID                  | Nick Evans        |
| Office Phone               | (502) 852-3085    |
| Cell Phone                 | (502) 807-9345    |
| Email Address              | NickE@GoCards.com |

## CONFERENCE HISTORY

4 Consecutive ACC Regular Season Titles (2018, 2019, 2020, 2021)

9 Regular Season Conference Titles (Metro - 1984, 1992; CUSA - 1997, 1999, 2001;

ACC - 2018, 2019, 2020, 2021)

6 Conference Tournament Titles (Metro - 1980, 1981, 1983, 1984, 1993; ACC - 2018)

## NCAA TOURNAMENT HISTORY

2 National Title Games (2009, 2013) // 3 Final Fours (2009, 2013, 2018)

6 Elite Eights (2009, 2013, 2014, 2018, 2019, 2021) // 10 Sweet 16's // 23 NCAA Tournament Appearances

## 2020-21 Louisville Cardinals (26-4 Overall, 14-2 Atlantic Coast Conference)

### Projected Starters (Based off last game)

| No.             | Name              | Pos. | Ht.  | Yr.   | Hometown              | PPG  | RPG | APG | Notes                                     |
|-----------------|-------------------|------|------|-------|-----------------------|------|-----|-----|---|
| 1               | Dana Evans        | G    | 5-6  | Sr.   | Gary, Ind.            | 20.1 | 2.7 | 3.9 | Named ACC POY, WBCAA Last 2 Seasons       |
| 10              | Hailey Van Lith   | G    | 5-7  | Fr.   | Wenatchee, Wash.      | 11.2 | 5.2 | 2.1 | Named to ACC All-Freshman Team            |
| 5               | Mykasa Robinson   | G    | 5-7  | Jr.   | Ashland, Ky.          | 2.6  | 4.4 | 2.2 | Named to ACC All-Defensive Team           |
| 14              | Kianna Smith      | G    | 6-0  | R-Jr. | Moreno Valley, Calif. | 11.4 | 3.9 | 2.2 | Named to ACC All-Tournament team          |
| 44              | Olivia Cochran    | F    | 6-3  | Fr.   | Columbus, Ga.         | 9.9  | 6.9 | 0.7 | Named to ACC All-Freshman Team            |
| <b>Reserves</b> |                   |      |      |       |                       |      |     |     |   |
| 0               | Ramani Parker     | F    | 6-4  | R-Fr. | Fresno, Calif.        | 2.7  | 2.2 | 0.1 | Career-high 10 points vs. Bellarmine      |
| 2               | Ahlana Smith      | G    | 5-9  | Jr.   | Charlotte, N.C.       | 2.8  | 0.9 | 0.7 | Scored 7 points in 22 minutes vs. Marist  |
| 3               | Malea Williams    | F    | 6-4  | Fr.   | Georgetown, Ky.       | 1.5  | 0.6 | 0.0 | Career-high 7 points, 3 reb vs. UT Martin |
| 4               | Elizabeth Balogun | G    | 6-1  | Jr.   | Chattanooga, Tenn.    | 5.8  | 3.8 | 1.7 | Named to Cheryl Miller Award Watch List   |
| 11              | Norika Konno      | G    | 5-10 | So.   | Sendai, Japan         | 3.4  | 1.4 | 0.9 | 10 points on 4-5 shooting vs. SYR in ACCT |
| 13              | Merissah Russell  | G    | 5-11 | Fr.   | Ottawa, Canada        | 2.2  | 2.2 | 0.4 | Member of Canada's Senior National team   |
| 22              | Liz Dixon         | F    | 6-5  | Jr.   | Memphis, Tenn.        | 7.6  | 5.4 | 0.4 | Season-high 21 points vs. Miami           |

### Pronunciation Guide

Ramani (Rah-mah-nee), Ahlana (a-LAWN-uh), Malea (mah-LAY-uh), Balogun (BAL-uh-GOON), Mykasa (Mah-casa), Van Lith (LITH), Norika Konno (NO-rika Koh-NO), Kianna (KEY-awna), Walz (Walls), Jonneshia Pineda (JO-nee-SHA PIN-ay-duh)

**STARTING FIVE**

■ Louisville was a No. 2 seed in the NCAA Tournament for the first time in program history. The Cardinals were a No. 1 seed in 2018 (Final Four) and 2019 (Elite Eight).

■ Louisville made its 23rd NCAA Tournament appearance and 12th in 13 tournaments under head coach Jeff Walz. The Cardinals played in their 10th straight NCAA Tournament. Louisville is 37-23 all-time. They were 4-11 in their first 11 appearances and are 33-12 in their 12 appearances with Walz. They have moved on to the Sweet 16 10 times, the Elite Eight six times, Final Four three times (2009, 2013, 2018) and twice advanced to the title game. With three Final Fours since 2009, UofL ranks fourth in the country behind UConn (12), Stanford (7) and Notre Dame (6).

■ UofL advanced to its third straight Elite Eight and sixth overall (2009, 2013, 2014, 2018, 2019, 2021) with the win over Oregon. UofL is 3-3 all-time in the Elite Eight. With the win over Oregon, Louisville is 6-4 all-time in the Sweet 16. The Cardinals are 3-7 all-time against 1-seeds in the NCAA Tournament. They are 3-6 against 1-seeds under Walz.

■ Dana Evans was named a WBCA, USBWA, Associated Press, Wooden Award, Senior CLASS, ESPNW and Sports Illustrated First Team All-American.

■ Senior Dana Evans was named ACC Player of the Year for the second consecutive season. Evans joins Asia Durr as the only players in program history to earn conference player of the year multiple times. She is the ninth player in ACC history to win the award in back-to-back years. Last season, she became the first player in league history to go from winning ACC Sixth Player of the Year to winning ACC Player of the Year the following season. It marks the fourth straight year that the conference's top honor has come from the Cardinals program, as Louisville joins Duke as the only two programs with the ACC Player of the Year in four consecutive years. On Wednesday, Evans was named Kay Yow Scholar-Athlete of the Year. She joins Durr as the only Cardinals to win this prestigious award.

■ In addition to Evans being named the ACC Player of the Year, Mykasa Robinson was named to the All-ACC Defensive Team and Olivia Cochran and Hailey Van Lith were named to the All-ACC Freshman Team. Robinson is the first named to All-Defensive team since Kylee Shook and Jazmine Jones did so last season, while Cochran and Van Lith are first on All-Freshman team since Evans did so in 2017-18. Liz Dixon, Evans, Robinson, Kianna Smith and Van Lith were named to the All-ACC Academic team. Evans, Kianna Smith and Van Lith were all named to the ACC All-Tournament team.

**NCAA TOURNAMENT TIDBITS**

■ **Dana Goes for 29** - Dana Evans tied her career-high for the fourth time this season with 29 points against Oregon. Her 29 points rank fourth all-time by a UofL player in the NCAA Tournament. Her 150 career points in the NCAA Tournament rank fifth all-time in UofL history.

■ **Fewest Points Allowed** - The 42 points allowed against Oregon are the fewest allowed by UofL this season and the third fewest allowed by UofL in the NCAA tournament. They allowed an all-time low 34 points against Robert Morris in the first round in 2019 (UL 69, RMU 34).

■ **Defending the Ducks** - Oregon managed just eight first quarter points, six second quarter points, 14 points at half and 42 overall points - all of which are season lows against UofL. Louisville kept the Ducks in single digits in the first - 8, second - 6 and fourth quarter - 9.

■ **Lack of Turnovers** - UofL turned it over just seven times against Oregon, which is the fourth fewest by a UofL team in the NCAA Tournament.

■ **Van Lith in Postseason Play** - Freshman guard Hailey Van Lith averaged 11.3 points, while shooting 5-14 from deep in four NCAA Tournament games. She shot 52.9 percent from the floor. After leading the team with 17 points against Marist, she had 13 points on 4-4 shooting, 2-2 from deep, against Northwestern.

■ **Balogun's Blocks** - Elizabeth Balogun has six blocks during the tournament, which ties the most by a UofL player in a single NCAA Tournament with Sara Hammond (2013), Chantise Wright (2008).

■ **Mykasa's Hustle** - Mykasa Robinson tied her career-high with nine rebounds vs. Northwestern. She averaged 5.0 points and 7.8 rebounds in the NCAA Tournament.

■ **Kianna from Deep** - Kianna Smith shot 8-17 (.471) from deep in the NCAA Tournament.

■ **O with 15 Boards** - Olivia Cochran had 15 rebounds in the win over Northwestern, which is the most by a Cardinal this season and her career-high. It is also tied for second all-time by a UofL player in an NCAA Tournament game. Candycy Bingham had 20 rebounds vs. North Carolina in 2008 and 15 against Baylor in 2009. She averaged 8.3 rebounds in four NCAA Tournament games.

■ **O with Dub Dub** - Cochran had 13 points and 15 rebounds for her fifth double-double of the season. The last UofL freshman to have five double-doubles was Angel McCoughtry in 2005-06. Cochran is the first Louisville player with a double-double in an NCAA Tournament game since Sam Fuehring had 19 points and 11 rebounds vs. Robert Morris in 2019.

**COMEBACK CARDS**

■ **vs. Northwestern** - Louisville trailed by 18 points at 25-7 in the first quarter, which matched its largest deficit of the season - 65-47 vs. NC State on Feb. 1. They trailed by 14 points (34-20) in the second half, which marked its largest second half deficit of the season. UofL used a 17-0 rally and the game was tied at 40 heading into the fourth. After allowing 25 points in the first quarter, which was the most given up in the first this year, UofL allowed just 27 points the rest of the way.

■ **Third Largest Comeback in NCAA Tournament History** - Louisville's 18-point comeback against Northwestern is tied for the third largest in NCAA Tournament history. Texas A&M rallied from 21 down against Penn in 2017 and Oklahoma State rallied from 19 down against Chattanooga in 2010. Maryland also came back from 18 down against Texas A&M in 2012.

■ **vs. Marist** - After trailing 21-12 with 8:16 to go in the second, Louisville outscored Marist 62-22 the rest of the way. They used runs of 17-3 and 22-1 to pull away. The UofL defense limited the Red Foxes to just seven field goals combined in the second, third and fourth quarters, including one (1-12) in the third quarter. The nine-point rally matched the best rally of the year, prior to the 18-point comeback against Northwestern.

■ **Slow Starts, Strong Finishes** - UofL trailed 21-12 to Marist and 25-7 to Northwestern before rallying to wins. In the first two rounds, they allowed 40 points in the first quarter, but just 56 combined in the second, third and fourth quarters. Marist and Northwestern shot a combined 48.3 percent in the first quarter, but UofL held them to 20.9 percent shooting in the second, third and fourth quarters.

**NCAA TOURNAMENT EXPERIENCE**

UofL entered postseason play with two players that have tournament experience in a Cardinals uniform. Dana Evans came off the bench as a freshman for the 2018 team that reached the final four, averaging 6.2 points and 2.4 assists in 19.0 minutes. As a sophomore in 2019, she helped the Cards reach the Elite Eight, averaging 9.3 points, 3.3 rebounds and 2.3 assists. In 2019, Mykasa Robinson played in four games, including one start, averaging 8.5 minutes. Kianna Smith played in the 2018 and 2019 NCAA Tournaments while at Cal, averaging 15.3 points and 4.3 assists, while shooting 6-14 from deep. As a freshman, she had 20 points and eight assists in the first round loss to Virginia. Ahlana Smith played two games in the 2019 tournament at UCLA, averaging 6.5 minutes.

**Louisville has won ...**

... At least 20 games for the 11th-consecutive season, the longest stretch in program history. The longest run previously was three, achieved just twice in school history.

... At least 24 regular-season games for the 11th time in program history.

... 124 games when shooting at least 50 percent from the field since 2007-08. Louisville is a stellar 124-1 (.992) in those games, with a 7-0 mark this year.

... 25 games when leading at the half (25-1).

... 24 games when shooting better percentage than opponent (24-1).

... 16 games when outrebounding its opponent (16-0).

... 19 games when bench outscored opponents' (19-2).

... 21 games when committing fewer turnovers than opponent (21-1).

... 25 games when leading with five minutes to go (25-1).

... 13 games when giving up 59 points or less (13-1).

... 14 games when shooting more free throws than their opponent (14-0).

**Team Statistics****Cards (26-4)**

|                       |         |
|-----------------------|---------|
| Points per game       | 76.8    |
| Scoring margin        | +16.1   |
| Field goal percentage | .461    |
| 3-Point FG-Attempts   | 224-634 |
| 3-point FG percentage | .353    |
| 3-pt FG made per game | 7.5     |
| Free Throws-Attempts  | 320-406 |
| Free throw percentage | .788    |
| FTs made per game     | 10.7    |
| Rebounds per game     | 39.4    |
| Rebounding margin     | +3.5    |
| Assists per game      | 14.8    |
| Turnovers per game    | 12.0    |
| Turnover margin       | +3.4    |
| Assist/turnover ratio | 1.2     |
| Steals per game       | 7.4     |
| Blocks per game       | 4.8     |

**'20-21 ACC/NCAA RANKINGS**

| ACC/NCAA Rank | Category              | Stat  |
|---------------|-----------------------|-------|
| 2/11          | Won-Lost Percentage   | 86.7  |
| 1/10          | Scoring Margin        | +16.1 |
| 2/20          | Scoring Offense       | 76.8  |
| 2/78          | Scoring Defense       | 60.7  |
| 3/16          | FG Percentage         | 46.1  |
| 2/40          | FG Percentage Defense | 37.0  |
| 3/39          | 3-Pt. FG Percentage   | 35.3  |
| 1/8           | Free Throw Percentage | 78.8  |
| 5/77          | Rebound Margin        | +3.5  |
| 7/67          | Assists Per Game      | 14.8  |
| 1/17          | Assist Turnover Ratio | 1.23  |
| 1/43          | Turnover Margin       | +3.43 |
| 5/180         | Steals Per Game       | 7.4   |
| 2/34          | Blocks Per Game       | 4.8   |



## QUICK HITTERS

- **Last Four Years** - Louisville went 122-15 (.891) over the last four seasons.
- **Fourth Straight ACC Title** - UofL won its fourth straight ACC title and second straight outright title. It marks the ninth conference title in program history. Prior to this stretch, Louisville had never won consecutive regular season conference titles.
- **Second Best Start Ever** - UofL won its first 16 games, which marked the second best start in program history. The Cardinals started a program-record 20-0 in 2017-18.
- **Busy New Year** - Played 11 games (11-0) in January and the 11 wins were the most ever in the first month. The 11 games were the most in January in head coach Jeff Walz's tenure. UofL played a program-high 12 games in January in 1979-80 (5-7) and 1981-82 (7-5).
- **Leading at Half** - Louisville went 25-1 when leading at half and 1-3 when trailing at half. Their win over Northwestern marked their first win of the season when trailing at the half and loss against Stanford was first time losing when leading at half.
- **In ACC Play** - Over last four seasons, the Cardinals are 67-10 (.870) in ACC regular season and tournament games combined. UofL is 59-7 (.894) in ACC regular season games. They are 30-4 (.882) in home games and 29-3 (.906) in road games.
- **Hot Shooting** - Louisville shot 46.1 percent from the floor, which ranked third in the ACC, 16th in the country and is just shy of the school-record 48.2 percent in 2017-18.
- **Scoring Offense** - UofL averaged 76.8 points per game, which ranked second in the ACC and 20th in the country, and is just shy of the best mark in program history, 79.0 in 1990-91.

## DANA BY THE NUMBERS

Evans led the ACC with 20.1 points per game and ranked eighth with 3.9 assists per game. She ranked second in the ACC and 16th in the country with a 87.3 free throw percentage. Evans went 89-102 (.873) from the line on the season and was 57-59 (.966) in ACC play. She made 43 consecutive free throws from 12/6-2/7 prior to going 5-6 against Notre Dame.

■ Evans reached 20-plus points in 19 games this season, which ranked seventh nationally entering the NCAA Tournament. She has 31 career 20-point games and UofL is 29-2 in those games. She scored in double figures in 29 of 30 games and scored in double figures in the first 23 games this season and 40 straight games overall prior to scoring eight points against Wake Forest in the ACC Tournament opener. It marked the longest streak at UofL in the last 20 years. Angel McCoughtry had a 36-game streak from 2007-09.

## DANA CLUTCH

- **ND** - Scored the final five points, a deep 3-pointer to put UofL up 69-65 with 56.7 seconds remaining and a pair of free throws with 13 seconds left to ice the game.
- **Miami** - Scored UofL's last 12 points, 12 of 14 points and shot 8-8 from the stripe in 4th.
- **WF** - Scored 10 of final 16, including game-winning and-one layup with 8 seconds left.
- **VT** - Scored 4 of last 6 points, including bucket at 2:43 to put Cards up 65-64 and bucket at 0:23 to put Cards up 69-67 and then got steal with 10 seconds to go.

## MORE MILESTONES FOR DANA

- **Evans Moves Up Scoring List** - Dana Evans concluded her career with 1,715 career points which ranks ninth all-time at Louisville.
- **Evans Moves Up Dimes List** - Dana Evans ranks sixth all-time with 521 assists.
- **Evans From The Stripe** - Evans shot 85.8 percent for her career from the line, which is the best in program history.
- **Evans From Deep** - Evans has 222 career made 3's, which ranks sixth all-time at UofL.
- **Double Digit Scoring Games** - Evans scored in double figures in the first 23 games and 40 straight overall, which is the longest streak by a UofL player in the last 20 years. Angel McCoughtry had a streak of 36 games in the 2007-08 and 2008-09 seasons.

## EVANS LOOKS TO SET NEW STANDARD

Evans, the lone senior, finished with a career record of 122-15 (.891). She concludes her career at UofL with the fewest losses and best winning percentage in program history. She is the only player in program history to claim four regular season conference championships. She finishes three wins shy of tying last year's class (Bionca Dunham, Jazmine Jones, Jessica Laemmle, Kylee Shook) that finished 125-19 (.868) with the most wins in four years. Last year's class became the third straight senior class to conclude their career as the most accomplished class in program history.

## DANA SCORES 20-PLUS IN FIVE STRAIGHT

Evans scored 20-plus points in five straight games from 2/1-2/18, which equaled the longest stretch of her career, and had 133 points (26.6 points per game) in those games, her best five-game scoring stretch in her career. She twice tied her career-high with 29 points (vs. NCST, at Pitt) during the stretch. Asia Durr was the last player to score 20-plus in five straight, she did it twice during the 2016-17 season, scoring 135 points from 2/2-2/23.

## LONG RANGE SHOOTING

UofL shot 35.3 percent from beyond the arc, which ranked third in the ACC. From 1/14-2/11, they had a 10-game stretch where seven times they shot above 40 percent from 3-point range and went 94-227 (.414) in those 10 games. UofL shot 7-38 (.184) from 3-point range in the first two games in January and through their first seven games were shooting 29.5 percent from deep, which ranked 13th in ACC. In ACC play, they shot 37.2 percent from deep, ranked second in the league, and their 126 makes ranked second behind VT's 157.

## ANOTHER 20-WIN SEASON

UofL is 26-4 and has reached 20 wins for the 11th straight season to extend the program record. The longest run previously was three, achieved twice. The Cards have won at least 20 games in 13 of Walz's 14 seasons. Prior to Walz's arrival, Louisville had just 10 20-win seasons in its history.

## HEAD COACH JEFF WALZ

Head coach **Jeff Walz**, in his 14th season as a head coach, has compiled a 385-108 (.781) record as the Cardinals' leader. He has led Louisville to 10 NCAA Sweet 16 appearances, six Elite 8's, three trips to Final 4 (2009, 2013, 2018), two of which culminated with NCAA runner-up finishes (2009, 2013). Walz, who is averaging 27.5 wins per season, became the winningest coach in program history in 2013-14. He also has the most 20-win seasons in school history (13) and the top-seven entries for most victories in a season (36 in 2017-18, 34 in 2008-09; 33 in 2013-14; 32 in 2018-19; 29 in 2012-13 and 2016-17, 28 in 2019-20).

Hired on March 27, 2007, the Bluegrass State native took the program to its first NCAA Sweet 16 and it culminated with Louisville earning the No. 12 ranking in the final ESPN/USA Today Coaches Poll. For his efforts, Walz was named the WBCA Maggie Dixon Rookie Coach of the Year.

Prior to taking the reins at Louisville, Walz spent time on four other coaching staffs: Western Kentucky (1996-97), Nebraska (1997-01), Minnesota (2001-02), and Maryland (2002-07). He helped Maryland win the program's first national title in 2006.



## Walz's Milestone Collegiate Victories

| No. | Date     | Score                         |
|-----|----------|-------------------------------|
| 1   | 11/10/07 | Louisville 81, Ball State 62  |
| 50  | 2/17/09  | Louisville 89, St. John's 60  |
| 100 | 11/22/11 | Louisville 78, Austin Peay 60 |
| 150 | 11/11/13 | Louisville 100, Quinnipiac 82 |
| 200 | 1/29/15  | Louisville 78, Syracuse 58    |
| 250 | 1/15/17  | Louisville 63, Miami 59       |
| 300 | 11/6/18  | Louisville 102, WKU 80        |
| 350 | 1/23/20  | Louisville 71, Virginia 56    |

## Louisville Women's Basketball History

| Before Walz             | With Walz               |
|-------------------------|-------------------------|
| 1975-2007               | 2007-pres               |
| (32 seasons)            | (14th season)           |
| <b>Overall Record</b>   | <b>Overall Record</b>   |
| 547-391 (.583)          | 385-108 (.781)          |
| <b>NCAAT Record</b>     | <b>NCAAT Record</b>     |
| 4-11 (.267)             | 33-12 (.733)            |
| <b>Sweet 16 App.</b>    | <b>Sweet 16 App.</b>    |
| 0                       | 10                      |
| <b>Elite Eight App.</b> | <b>Elite Eight App.</b> |
| 0                       | 6                       |
| <b>Final Four App.</b>  | <b>Final Four App.</b>  |
| 0                       | 3                       |
| <b>NCAA Finalist</b>    | <b>NCAA Finalist</b>    |
| 0                       | 2                       |



**WALZ IN THE BIG DANCE**

Walz boasts a 33-12 record in NCAA Tournament games. He is ninth all-time in winning percentage and 5th among active coaches. He has directed UofL to a pair of national runner-up finishes (2009, 2013), three Final Fours (2009, 2013, 2018), six Elite Eights (2009, 2013, 2014, 2018, 2019, 2021), 10 trips to the Sweet 16 and 12 NCAA Tournaments.

**WALZ NAMED WBCA COY FINALIST, NAISMITH COY SEMIFINALIST**

UofL women's basketball head coach Jeff Walz has been named a WBCA Coach of the Year Finalist and a Werner Ladder Naismith Coach of the Year Semifinalist. Despite losing five seniors from last year's team and having just one player named to the All-ACC first or second team, Walz led the Cardinals to their fourth straight ACC regular season title. Louisville won its first 16 games and reached No. 1 in the Associated Press and USA Today polls for the first time in program history.

**ESPN LISTS MYKASA ROBINSON AS TOP 12 DEFENSIVE PLAYER**

ESPN.com's Mechelle Voepel recognized Mykasa Robinson as one of the top 12 defenders in the country. "She makes this list as the quintessential 'do the little things' player whose calling card is defense. Louisville star Dana Evans credits Robinson with bringing scrappiness to what is perennially one of the ACC's top defenses."

■ Following the win over Notre Dame, Dana Evans said this of Robinson, "She does everything, she can guard 1-5, she hustles for every loose ball, she gets every rebound that's in her area, she does everything that we need her to do. What she does doesn't always show up on the stat sheet, but she gets it done and that's why she is so valuable to our team."

■ Robinson's combination of strength, speed and quickness, combined with an extremely high basketball IQ makes her the most versatile defender in the ACC. Can guard positions 1-5 effectively. She drew 19 charges in 16 ACC games.

■ Robinson had 17 starts on the season, 16 of which have come in the last 19 games. In the win at Pitt, she had a career-high nine rebounds and five steals, along with a season-high six points and five assists, while committing zero turnovers. She had a career-high 10 points on 5-5 shooting at Notre Dame, while taking an incredible five charges. She played a career-high 38 minutes and contributed eight rebounds, four assists and two steals against Wake Forest. She had seven points, seven rebounds, four assists and two steals vs. Marist. She had four points and tied a career-high with nine rebounds against Northwestern.

**FROM THE STRIPE**

UofL shot 78.8 percent from the stripe on the year, which led the ACC and ranked eighth in the NCAA. In NCAA Tournament play, they were 31-40 (.775) from the free throw line, but shot just 1-4 against Stanford.

**DE-FENSE, DE-FENSE**

UofL held their opponent to 70 points or below 25 times, below 60 14 times and below 50 five times. In ACC play, they allowed 63.3 points per game, which ranked second in the league.

■ UofL had led the ACC in scoring defense in league play the previous three seasons (2019-20 - 55.0 ppg allowed; 2018-19 - 54.1 ppg allowed; 2017-18 - 55.1 ppg allowed).

**NOT MERELY FRESHMEN**

True freshmen Hailey Van Lith (11.2 ppg, 5.2 rpg) and Olivia Cochran (9.9 ppg, 6.9 rpg) ranked in the top six in scoring and rebounding among ACC freshmen.

■ **Van Lith** - Hailey Van Lith set a career-high with 24 points, while tying her career-high with six made 3-pointers (6-10) in the win over Wake Forest. She also set a career-high with four steals. She also made six threes (6-11), while scoring 18 points, against Syracuse. Her six made 3-pointers are the most by a UofL freshman since Mariya Moore made six 3-pointers (6-9) in a 69-56 win over Ball State on Nov. 23, 2014. She had three 20-point games this season, which is the most since Asia Durr had four in 2015-16. She had back-to-back 20-point games against ECU and DePaul, becoming the first UofL freshman to score 20 points in consecutive games since Myisha Hines-Allen had 23 points in two straight games against Miami and Syracuse on 1/25-1/29/15. She scored 10-plus in 18 of 30 games.

■ **Cochran** - Cochran had 13 points and 15 rebounds vs. Northwestern for her fifth double-double of the year. Her 15 rebounds are her career-high, the most by a UofL player this year and is tied for the second most in a UofL player in an NCAA Tournament game. Candace Bingham had 20 rebounds vs. North Carolina in 2008 and 15 against Baylor in 2009. Cochran had a team-high 17 points and seven rebounds, while making her first seven shots in the win over UNC. She scored in double figures in 15 of 29 games and seven times has double digit rebounds.

■ **Double Doubles** - Cochran had five double-doubles on the year, which is the most by a UofL freshman since Angel McCoughtry had five double-doubles as a freshman in 2005-06. Hailey Van Lith also had a double-double with 20 points and 11 rebounds against ECU. They are the first freshmen with a double-double since Dana Evans had 18 points and 10 assists in 87-63 win at UK on 12/17/17.

**BIG TIME SPURTS**

■ **vs. Oregon** - The Ducks got within 43-37 early in the fourth quarter, but seven straight points by Evans - including two deep 3-pointers - started a 13-0 run that put the game away.

■ **vs. Northwestern** - Ended third quarter on a 15-2 run and had a 17-0 run that extended into fourth quarter to turn 40-28 deficit into 45-40 lead.

■ **vs. Marist** - Trailing 21-12, went on 17-3 run to close out the half as their full-court pressure started to bother the Red Foxes. Marist cut it to 31-28 early in the third before Louisville went on a 22-1 run to make it 53-29 and put the game away.

■ **vs. WF** - Tied at 46-46 with 8:09 to go, used 13-0 run over next 4 minutes to put game away.

■ **at ND** - Jumped out to 5-0 and 22-11 lead. Leading 28-20 at beginning of second quarter, used 16-2 run to build 44-22 lead and the Irish did not get within single digits the rest of the way.

■ **at BC** - Tied at 33, UofL scored the next 14 points and BC never got within single digits again.

■ **vs. UNC** - Made eight of first 10 shots to take 12-2 and 21-9 leads to open game against the Tar Heels, then went on 21-5 run at end of first half and midway through third quarter to go up 67-35.

■ **vs. Wake Forest** - UofL trailed by nine midway through the fourth quarter before going on a 14-2 run to push back in front and set up a 65-63 win.

■ **vs. Syracuse** - Leading 39-38 with 6:12 in the third, UofL used an 8-0 run to go up 47-38 and then a 7-0 run to go 59-44 with 7:27 to go.

■ **vs. FSU** - UofL led 20-19 after a FSU 3-pointer with 8:00 left in the second quarter, but an 11-2 run by the Cardinals over the next 2:54 put the hosts in control for good.

**NCAA Tournament All-Time Winning Percentage**

| No. | Coach                         | Record        | Years     |
|-----|-------------------------------|---------------|-----------|
| 1.  | Geno Auriemma, UConn          | .856 (125-21) | 1989-pres |
| 2.  | Pat Summitt, Tennessee        | .830 (112-23) | 1982-2012 |
| 3.  | Kim Mulkey, Baylor            | .768 (53-16)  | 2001-pres |
| 4.  | Vic Schaefer, Miss. St./Texas | .760 (19-6)   | 1990-pres |
| 5.  | Linda Sharp, USC/Texas St.    | .760 (19-6)   | 1982-1997 |
| 6.  | Leon Barmore, Louisiana Tech  | .747 (56-19)  | 1983-2002 |
| 7.  | Tara VanDerveer, OSU, Stan    | .744 (93-32)  | 1982-pres |
| 8.  | Muffet McGraw, Notre Dame     | .736 (67-24)  | 1987-2020 |
| 9.  | Jeff Walz, Louisville         | .733 (33-12)  | 2008-pres |
| 10. | Brenda Frese, Maryland        | .698 (37-16)  | 2002-pres |

**20-21 NATIONAL RANKINGS****Associated Press**

(Week 17)

|    |                    |      |
|----|--------------------|------|
| 1  | UConn (23)         | 24-1 |
| 2  | Stanford (5)       | 25-2 |
| 3  | NC State (2)       | 20-2 |
| 4  | Texas A&M          | 23-2 |
| 5  | Baylor             | 25-2 |
| 6  | South Carolina     | 22-4 |
| 7  | Maryland           | 24-2 |
|    | Louisville         | 23-3 |
| 9  | UCLA               | 16-5 |
| 10 | Georgia            | 20-6 |
| 11 | Arizona            | 16-5 |
| 12 | Indiana            | 18-5 |
| 13 | Tennessee          | 16-7 |
| 14 | Gonzaga            | 23-3 |
| 15 | Arkansas           | 19-8 |
| 16 | Michigan           | 14-5 |
| 17 | West Virginia      | 21-6 |
| 18 | Kentucky           | 17-8 |
| 19 | South Florida      | 18-3 |
| 20 | Missouri St        | 21-2 |
| 21 | Rutgers            | 14-4 |
| 22 | Ohio State         | 13-7 |
| 23 | Oregon             | 13-8 |
| 24 | Florida Gulf Coast | 26-2 |
| 25 | South Dakota State | 21-3 |

Others receiving votes: Iowa 43,

Stephen F. Austin 35, Marquette

27, Oregon State 21, Virginia

Tech 9, Northwestern 9, Georgia

Tech 9, Oklahoma State 8,

DePaul 2, California Baptist 1,

UCF 1, South Dakota 1

**USA Today**

(Final)

|    |                    |       |
|----|--------------------|-------|
| 1  | Stanford (32)      | 31-2  |
| 2  | Arizona            | 21-6  |
| 3  | UConn              | 28-2  |
| 4  | South Carolina     | 26-5  |
| 5  | Baylor             | 28-3  |
| 6  | Louisville         | 26-4  |
| 7  | NC State           | 22-3  |
| 8  | Indiana            | 21-6  |
| 9  | Maryland           | 26-3  |
| 10 | Texas A&M          | 25-3  |
| 11 | Michigan           | 16-6  |
| 12 | UCLA               | 17-6  |
| 13 | Georgia            | 21-7  |
| 14 | Missouri St        | 23-3  |
| 15 | Oregon             | 15-9  |
| 16 | Tennessee          | 17-8  |
| 17 | Texas              | 21-10 |
| 18 | South Florida      | 19-4  |
| 19 | Iowa               | 20-10 |
| 20 | Gonzaga            | 23-4  |
| 21 | Kentucky           | 18-9  |
| 22 | Georgia Tech       | 17-9  |
| 23 | Arkansas           | 19-9  |
| 24 | West Virginia      | 22-7  |
| 25 | Florida Gulf Coast | 26-3  |

Others receiving votes: Rice 63,

Northwestern 52, Oregon State 42,

Oklahoma State 37, Rutgers 33,

South Dakota State 26, Iowa State

23, Delaware 21, BYU 18, Ohio State

17, Stephen F. Austin 9, Ole Miss 4,

Michigan State 4, Syracuse 3, Belmont

1, Marquette 1, Virginia Tech 1

**Louisville in the Polls**

| Date      | AP | USAT |
|-----------|----|------|
| Preseason | 5  | 5    |
| Nov. 30   | 5  | n/a  |
| Dec. 7    | 2  | 2    |
| Dec. 14   | 2  | 2    |
| Dec. 21   | 2  | 2    |
| Dec. 28   | 2  | 2    |
| Jan. 4    | 2  | 2    |
| Jan. 11   | 2  | 2    |
| Jan. 18   | 1  | 1    |
| Jan. 25   | 1  | 1    |

**Louisville in the Polls**

| Date    | AP  | USAT |
|---------|-----|------|
| Feb. 1  | 1   | 3    |
| Feb. 8  | 3   | 2    |
| Feb. 15 | 3   | 2    |
| Feb. 22 | 6   | 5    |
| Mar. 1  | 5   | 5    |
| Mar. 8  | 7   | 7    |
| Final   | n/a | 6    |

**STAYING IN THE AP TOP 10**

UofL has remained in the AP Top 10 for 75 straight polls and the USA Today Top 10 for 76 straight polls, both program records. Louisville has remained in the AP Top 25 for 104 straight weeks, dating back to Jan. 11, 2016, and the USA Today Top 25 for 107 weeks, both program records.

**VS. AP TOP 25**

UofL went 3-3 against Top 25 teams this season. They went 3-2 against AP Top 25 teams last year and Walz has 67 wins over AP Top 25 teams.

**TOP FIVE WINS**

Louisville went 0-3 against Top 5 teams this season. They went 2-0 against Top 5 teams in 2019-20. Walz has 12 wins against top five teams in his tenure.

**PRESEASON AP AND USA TODAY RANKINGS**

UofL was ranked fifth in the AP 2020-21 preseason poll, which equals its highest ever ranking in the poll. The Cardinals received 597 points, 66 points shy of fourth place Baylor. They were also picked fifth in the USA Today poll with 663 points, 39 points shy of fourth place Baylor. UofL also was picked fifth in the preseason AP poll in 2013-14, 2016-17 and 2018-19.

**WIN OVER NO. 1**

UofL's 72-62 win over No. 1 Oregon last season marked its second ever win over a No. 1 team, first since their 82-81 victory over No. 1 Baylor in the 2013 NCAA Tournament. The Cards are 2-11 all-time against AP No. 1 teams (1-0 vs. Baylor, 1-0 vs. Oregon, 0-10 vs. UConn, 0-1 vs. ND).



**BIG TIME SPURTS (cont.)**

■ **vs. BC** - UofL led 68-56 entering fourth, used 14-6 run over 5:12 to extend the lead to 20.  
 ■ **vs. Clemson** - UofL used a 15-2 run to build a 49-30 lead with 3:16 left in the third quarter.  
 ■ **vs. NKU** - The Cardinals trailed the Norse 41-36 with 5:14 to go in the third quarter before ending the quarter on 17-2 and 14-0 runs to take a 53-43 lead.  
 ■ **at Duke** - UofL led by just six midway through the third quarter before going on an 18-5 run to blow the game open and cruise to a 73-49 win.  
 ■ **vs. UT Martin** - Used an 18-3 run over the final 6:58 of the first half to take a 40-27 halftime lead and break away from a solid Skyhawks team.  
 ■ **vs. DePaul** - Leading 26-23 over DePaul with 1:27 to go in the first, UofL used a 33-7 run over the next 10 minutes to build a 59-30 lead with 1:51 to go in the half.  
 ■ **vs. ECU** - Used a 16-2 run to start second quarter to take 35-14 lead and put the game away.

**BALANCED ATTACK**

In all but seven games, at least three players scored in double figures. Five times in seven postseason games, they had less than three double figure scorers - one (Van Lith) vs. Wake Forest, one (Evans) vs. Stanford, two (Evans, K. Smith) vs. NC State, two (Evans, Van Lith) vs. Marist and two (Evans, K. Smith) vs. Oregon. Seven times four players have scored 10-plus points, six times five players have scored 10+ and six players scored in double figures wins over Bellarmine and North Carolina.

**THREE D**

In seven postseason games, UofL limited opponents to 24.6 percent shooting (300-122) from deep. Overall, opponents shot just 27.6 percent from deep against UofL, which ranked second in the ACC. They limited Clemson to 0-19 shooting from 3-point range. In 16 ACC games, UofL limited opponents to 29.8 percent 3-point shooting, which ranked second in the league. Nine total times, including three times in postseason vs. WF (3-18, .167), Syracuse (3-17, .176) and Oregon (2-18, .111), the Cards have held their opponent below 20 percent shooting from deep.

**70-PLUS POINTS**

UofL went 21-0 when scoring 70 points or more. UofL is 271-23 when surpassing the 70-point plateau under Walz. They went 21-0 when reaching 70 points last year. Their 79-73 loss to Miami in 2018-19 ended a 49-game winning streak when scoring 70-plus.

**50/50**

UofL shot over 50 percent seven times this season and went 7-0 in those games. Overall, they boast a 124-1 record when shooting 50 percent or better from the field under Walz. Louisville was 7-0 last year when shooting 50 percent or better. Their lone loss came on Nov. 29, 2008 at Nevada when they shot 50.8 percent (L, 85-82).

**REACHING #1**

On Jan. 18, UofL reached No. 1 in the AP and USA Today polls for the first time in program history. UofL is one of seven teams to be ranked No. 1 in the AP poll the last decade, joined by Baylor, UConn, Notre Dame, Oregon, South Carolina and Stanford.

**SUCCESS AGAINST UNRANKED TEAMS**

UofL went 23-1 against unranked teams this year and 143-3 in their last 146 games. They went 25-2 against unranked teams last year. Prior to the 67-60 loss at Ohio State last season, they had won 102 consecutive games against teams not ranked in the AP Top 25. Their previous loss to an unranked team was a 79-66 setback vs. Dayton on 11/29/15.

**HOME COURT ADVANTAGE**

UofL boasts a 165-18 record (.902) at the KFC Yum! Center. All-time at the venue, UofL holds a plus-22.0 scoring margin. Prior to this season's crowd being limited to 15 percent, Louisville was averaging 9,328 fans per contest and had welcomed over one million and a half fans through the doors of the KFC Yum! Center. The longest home winning streak in program history is 17 games when they won their final five home games in 2016-17 and their first 12 in 2017-18.

**ROAD WARRIORS**

UofL is 7-1 in true road games and 42-5 over the past four seasons. Last season, UofL went 11-2 in road games and 8-1 in ACC road games. Prior to the losses at Ohio State and Syracuse last season, their only losses came to No. 1 teams (1/10/19 at No. 1 ND, L, 82-68; 2/12/18 at No. 1 UConn, L, 69-58).

**WALZ IN CONFERENCE TOURNAMENTS**

UofL boasts an 23-13 record (.639) in conference tournament games under head coach Jeff Walz. They won the 2018 ACC Tournament title and have reached six championship games (2008, 2009, 2014, 2018, 2019, 2021). UofL went 9-6 in BIG EAST, 2-1 in AAC, and 12-6 in ACC in that span.

**UOFL LAUNCHES DANAEVANS1.COM**

UofL announced the launch of DanaEvans1.com, a new website to promote senior guard Dana Evans for National Player of the Year, along with a four-part docuseries.

**NORMAN NAMED WBCA DIVISION I ASSISTANT COACH OF THE YEAR**

Associate head coach Stephanie Norman was named the 2021 Division I Assistant Coach of the Year. Norman, in her 14th year at Louisville and her ninth as associate head coach, has served on the Cardinals' staff since the hiring of head coach Jeff Walz.

**BEST FANS IN THE COUNTRY**

UofL welcomed in a season-high 2,989 socially distanced fans versus NC State on Feb. 1. They averaged 2,557 socially distanced fans this season. They averaged 9,159 fans per game in 2019-20, which topped the ACC and ranked fifth in the country. They welcomed 12,008 fans for the exhibition against the USA National Team.

**VAN LITH TWICE NAMED ACC FRESHMAN OF THE WEEK**

Hailey Van Lith has twice been named ACC Freshman of the Week this season. She earned the honor after averaging 11.3 points, 7.0 rebounds, 2.3 assists and 1.7 steals, while shooting a perfect 10-10 from the free throw line to help the No. 2 Cardinals get wins over UT Martin, Virginia Tech and Clemson. She was also named ACC FOW after averaging 16.5 points and 9.5 rebounds, and shooting 52 percent from the floor and 6-12 from deep, in her first two games at UofL. She is the first UofL women's basketball player to earn ACC Freshman of the Week honors since Asia Durr did so on Feb. 1, 2016.

**CAREER 20-POINT GAMES****Elizabeth Balogun (0 at UofL, 6 career)**

|                    |          |    |
|--------------------|----------|----|
| North Carolina*    | 1/31/19  | 35 |
| Syracuse*          | 1/20/19  | 20 |
| Clemson*           | 1/17/19  | 23 |
| Wofford*           | 12/30/18 | 24 |
| Seton Hall*        | 12/20/18 | 30 |
| Appalachian State* | 11/11/18 | 21 |

**Elizabeth Dixon (1 at UofL, 4 career)**

|              |         |    |
|--------------|---------|----|
| Miami        | 1/26/21 | 21 |
| Wake Forest* | 2/10/19 | 22 |
| Pitt*        | 2/7/19  | 21 |
| Duke*        | 1/10/19 | 22 |

**Dana Evans (31)**

|                   |          |    |
|-------------------|----------|----|
| vs. Stanford      | 3/30/21  | 24 |
| vs. Oregon        | 3/28/21  | 29 |
| at Notre Dame     | 2/28/21  | 26 |
| at Pitt           | 2/18/21  | 29 |
| Georgia Tech      | 2/11/21  | 25 |
| Notre Dame        | 2/7/21   | 27 |
| at Boston College | 2/4/21   | 23 |
| NC State          | 2/1/21   | 29 |
| Miami             | 1/26/21  | 20 |
| at Wake Forest    | 1/24/21  | 25 |
| Syracuse          | 1/21/21  | 21 |
| Boston College    | 1/14/21  | 24 |
| at Virginia Tech  | 1/7/21   | 22 |
| UT Martin         | 1/5/21   | 29 |
| Northern Kentucky | 1/1/21   | 20 |
| at Duke           | 12/9/20  | 24 |
| UT Martin         | 12/6/20  | 26 |
| vs. DePaul        | 12/4/20  | 20 |
| Eastern Kentucky  | 11/29/20 | 20 |
| vs. Syracuse      | 3/6/20   | 23 |
| Virginia          | 1/23/20  | 21 |
| at North Carolina | 1/19/20  | 22 |
| at Boston College | 1/16/20  | 27 |
| Wake Forest       | 1/12/20  | 20 |
| at Clemson        | 1/2/20   | 27 |
| at UT Martin      | 12/19/19 | 22 |
| Oklahoma State    | 11/29/19 | 28 |
| Boise State       | 11/24/19 | 20 |
| Central Michigan  | 11/14/19 | 24 |
| Connecticut       | 1/31/19  | 20 |
| Northern Kentucky | 12/15/18 | 21 |

**Hailey Van Lith (3)**

|                  |          |    |
|------------------|----------|----|
| vs. Wake Forest  | 3/5/21   | 24 |
| vs. DePaul       | 12/4/20  | 21 |
| Eastern Kentucky | 11/29/20 | 20 |

**Kianna Smith (2 at UofL, 4 career)**

|              |         |    |
|--------------|---------|----|
| Georgia Tech | 2/21/21 | 21 |
| vs. DePaul   | 12/4/20 | 21 |
| Oregon       | 2/8/19  | 20 |
| vs. Virginia | 3/16/18 | 20 |

**CAREER DOUBLE-DOUBLES****Elizabeth Balogun (1 at UofL, 3 career)**

|                 |          |                   |
|-----------------|----------|-------------------|
| Oklahoma State  | 11/29/19 | 12 pts., 10 rebs. |
| Louisville*     | 1/13/19  | 13 pts., 10 rebs. |
| Boston College* | 1/3/19   | 18 pts., 17 rebs. |

**Olivia Cochran (5)**

|                  |         |                   |
|------------------|---------|-------------------|
| vs. Northwestern | 3/24/21 | 13 pts., 15 rebs. |
| vs. Syracuse     | 3/6/21  | 10 pts., 10 rebs. |
| at Wake Forest   | 1/24/21 | 10 pts., 11 rebs. |
| at Duke          | 12/9/20 | 11 pts., 12 rebs. |
| vs. DePaul       | 12/4/20 | 19 pts., 10 rebs. |

**Liz Dixon (2 at UofL, 6 career)**

|                   |          |                   |
|-------------------|----------|-------------------|
| Florida State     | 1/17/21  | 10 pts., 10 rebs. |
| Western Kentucky  | 11/5/19  | 10 pts., 13 rebs. |
| Duke*             | 1/10/19  | 22 pts., 17 rebs. |
| Boston College*   | 1/3/19   | 12 pts., 10 rebs. |
| Georgia*          | 11/18/18 | 10 pts., 11 rebs. |
| Western Carolina* | 11/14/18 | 13 pts., 10 rebs. |

**Dana Evans (2)**

|             |          |                  |
|-------------|----------|------------------|
| at Kentucky | 12/15/19 | 18 pts., 10 ast. |
| Kentucky    | 12/17/17 | 11 pts., 10 ast. |

**Kianna Smith (1)**

|                   |        |                  |
|-------------------|--------|------------------|
| Northern Kentucky | 1/1/21 | 11 pts., 10 reb. |
|-------------------|--------|------------------|

**Hailey Van Lith (1)**

|         |          |                  |
|---------|----------|------------------|
| vs. ECU | 11/29/20 | 20 pts., 11 ast. |
|---------|----------|------------------|

**MOST UOFL VICTORIES**

UofL's 26 wins this year rank 10th all-time. The top seven and 11 of the 12 top win totals have come under Walz.

**OVER THE LAST THREE YEARS**

UofL is 86-12 (.876) over the last three seasons. From 2017-2020, they went 96-11 (.897), which marks the fewest losses and best winning percentage over a three-year span in program history. The 96 wins over the previous three years rank second all-time to the 97 (97-15) they won during the 2016-17, 2017-18 and 2018-19 seasons.

**MOST POINTS IN PROGRAM HISTORY**

UofL's 116 points against DePaul marked most points in program history, surpassing 115 points in a 115-51 win over Murray State on Nov. 24, 2017. Per StatsPass.com, Louisville's 116 points is the most points scored by a Division I team in regulation against an AP Top 25 opponent since at least 1999-2000.

■ The 61 points in the first half tied the most points ever in half, matching the 61 they had in the second half of an 88-69 win over Canisius on Dec. 20, 2000.

■ The 40 points in the third quarter marked a program record, surpassing the 37 they had in the third quarter of a 107-52 win over Tennessee State on Dec. 2, 2018 and in the second quarter of a 86-69 win over Hartford on Nov. 24, 2018.

**REACHING THE CENTURY MARK IN BACK-TO-BACK GAMES**

UofL scored 100 points in back-to-back games against ECU and DePaul, which marked the first time since they won 107-52 vs. Tennessee State on 12/2/18 and 102-62 vs. UT Martin on 12/4/18.

■ UofL has scored 100-plus in consecutive games four times in program history - 2013 (2x), 2018, 2020, but they have never scored 100-plus in three straight games.

**MOST FIELD GOALS IN A GAME**

Louisville's 49 field goals against DePaul also set a program record, surpassing the 47 they had against Murray State in that 115-51 win. They shot 60.5 percent (49-81) from the field, which is the best field goal percentage since they shot 63.5 percent (40-63) in a 90-72 win over Marquette in the first round of the NCAA Tournament on March 18, 2018.

**BIGGEST WIN OVER AN AP TOP 25 TEAM**

Louisville's 41-point margin in the win over DePaul marked its biggest win ever against an AP Top 25 team. Its previous high was a 34-point win (86-52) over No. 22 Iowa on Dec. 4, 2014.

**THREE CARDS WITH 20 POINTS IN THE GAME**

Kianna Smith and Hailey Van Lith had 21 points, while Dana Evans added 20 points, in the win over DePaul becoming the first trio to score 20 points in a single game since Jill Morton (24), Sharon Bellamy (24) and Roscelle Bullock (22) did so in an 84-74 win at Memphis on Jan. 22, 1999.

**RETURNING POINT PRODUCTION**

After losing five players to graduation (Diop, Dunham, Jones, Laemmle, Shook), UofL returned 33.2 points per game, 45.5 percent of their production from a year ago.

**RETURNING SHOOTERS**

Louisville returned its two top 3-point shooters from last season with Dana Evans and Elizabeth Balogun. The duo made 125 of the 202 made 3-pointers last season, which accounted for 61.9 percent of their made threes. Evans led the ACC with 90 made 3-pointers and shot 43.1 percent, while Balogun made 35 and shot 32.1 percent.

**JUST TWO RETURNING STARTERS**

The Cardinals returned two starters from a year ago (Dana Evans, Elizabeth Balogun). Evans started 29 of 30 games played. She has 35 career starts and is UofL's active leader. Balogun started 26 of 28 games played last season. Elizabeth Dixon made four starts last season, while Mykasa Robinson made three starts a season ago and has five career starts at Louisville. Kianna Smith made 64 starts in 65 games in her two years at Cal, while Balogun and Dixon started all 30 games during their freshman season at Georgia Tech.

**MELTING POT**

Of the 12 student-athletes on its roster, seven are from different states (California, Georgia, Indiana, Kentucky, North Carolina, Tennessee, Washington). Norika Konno is from Sendai, Japan, Merissah Russell is from Ottawa, Ontario, while Elizabeth Balogun was born in Lagos, Nigeria.

**NEWBIES IN THE OPENER**

In the win over SEMO, Hailey Van Lith and Olivia Cochran became the first freshmen to start the season opener since Cierra Johnson started in a 100-57 win at UT Martin to begin the 2016-17 season. They were the first duo to start a season opener since Myisha Hines-Allen and Mariya Moore both started in an 89-69 win at IUPUI in 2014-15. Cochran led all scorers with 17 points, while Van Lith chipped in 13 - both becoming the first freshmen to score in double digits in the season opener since Asia Durr scored 12 points in a 75-71 loss to California to open the 2015-16 season. They were the first freshmen duo to both score in double figures in their debut since Moore had 22 and Hines-Allen had 11 in 2014-15.

**GIVE ME FIVE**

Louisville returned just five players that saw game action a year ago - Evans, juniors Elizabeth Balogun, Elizabeth Dixon and Mykasa Robinson, along with sophomore Norika Konno. Evans and Robinson are lone players with three or more years of experience with the Cardinals as Evans enters her fourth season and Robinson her third.

**Most UofL Victories**

| Year    | Record | NCAA Postseason  |
|---------|--------|------------------|
| 2017-18 | 36-3   | Final Four       |
| 2008-09 | 34-5   | Runner-Up        |
| 2013-14 | 33-5   | Elite Eight      |
| 2018-19 | 32-4   | Elite Eight      |
| 2016-17 | 29-8   | Sweet 16         |
| 2012-13 | 29-9   | Runner-Up        |
| 2019-20 | 28-4   | *No NCAA Tourney |
| 2006-07 | 27-8   | 2nd Round        |
| 2014-15 | 27-7   | Sweet 16         |
| 2020-21 | 26-4   | Elite Eight      |
| 2015-16 | 26-8   | 2nd Round        |
| 2007-08 | 26-10  | Sweet 16         |

**THE LAST TIME LOUISVILLE ...****Defeated an AP Top 5 team:**

Feb. 13, 2020 - No. 4 NC State, W, 66-59

**Defeated an AP Top 25 team:**

March 28, 2021 - No. 23 Oregon, W, 60-42

**Scored 100 or more points:**

Dec. 4, 2020 - No. 20 DePaul, W, 116-75

**Scored less than 50 points:**

Jan. 21, 2018 - No. 12 Florida State, L, 50-49

**Allowed 100 or more points:**

Dec. 20, 2009 - Kentucky, L, 101-67

**Held a team to less than 50 points:**

March 28, 2021 - No. 23 Oregon, W, 60-42

**Won an overtime game:**

Dec. 19, 2019 - at UT Martin, W, 71-63 (2OT)

**Lost an overtime game:**

March 30, 2018 - No. 4 Miss. State, L, 73-63 (OT)

**Played a double-overtime game:**

Dec. 19, 2019 - at UT Martin, W, 71-63 (2OT)

**THE LAST TIME UOFL HAD ...****A player score 30 points:**

47, Asia Durr vs. NC State (2/28/19)

**A player score 35 points:**

47, Asia Durr vs. NC State (2/28/19)

**A player score 40 points:**

47, Asia Durr vs. NC State (2/28/19)

**Two players score 20 points in a game:**

25, Dana Evans; 21, Kianna Smith vs. GT (2/11/21)

**Three players score 20 points in a game:**

21, Kianna Smith; 21, Hailey Van Lith; 20, Dana Evans vs. DePaul (12/4/20)

**A player grab 15 boards:**

15, Oliva Cochran vs. Northwestern (3/24/21)

**A player grab 20 boards:**

20, Angel McCoughtry vs. Syracuse (2/3/09)

**Two or more players grab 10 rebounds in a game:**

15, Kylee Shook; 12, Bionca Dunham vs. Oregon (11/30/19)

**A player dish out 10 assists:**

10, Dana Evans at Kentucky (12/15/19)

**A player record five or more steals:**

6, Norika Konno vs. Marist (3/22/21)

**A player with five or more blocked shots:**

5, Kylee Shook at Pitt (2/23/20)

**Two players record a double-double:**

Dana Evans, Kylee Shook at Kentucky (12/15/19)

**Three players record a double-double:**

M. Hines-Allen, M. Moore, S. Fuehring vs. Va. Tech (2/9/17)

**Six players score in double figures:**

Cochran (17), Dixon (13), Evans (13), K. Smith (13), Van Lith (11), Balogun (10) vs. UNC (1/28/21)

**Seven players score in double figures:**

Durr (12), Fuehring (12), Jones (12), Dunham (11), Hines-Allen (11), Shook (11), Evans (10) vs. TSU (12/12/17)

**A player records a triple-double:**

11 pts., 11 rbs., 10 assts. Mariya Moore vs. Syracuse (12/29/16)

**A player with 7 or more 3-pointers:**

7, Dana Evans at Boston College (1/16/20)

**A player with 10 or more made free throws:**

10, Dana Evans at UT Martin (12/19/19)

**A player hit a last-second shot to win a game:**

Sam Fuehring, :02.5 vs. Arizona State, 58-56 (11/23/18)



**LOUISVILLE PICKED FIRST IN ACC PRESEASON POLLS**

UofL was picked first in the league after winning three straight regular season titles. The Cards received 45 of 57 first-place votes from Blue Ribbon Panel for 840 points and 13 of 15 first-place votes from the head coaches for 223 points. Louisville was chosen as the preseason favorite for the second consecutive season.

**PRESEASON ACCOLADES**

■ **Elizabeth Balogun** - Entering her second season at Louisville, Balogun was named to the Miller Award Watch List.

■ **Dana Evans** - After being named a WBCA All-American and ACC Player of the Year a season ago, Evans racked up the preseason honors leading into her senior season. She is one of five Associated Press Preseason All-Americans, ACC Preseason Player of the Year, Preseason First Team All-ACC, while being named to the Naismith Award, Wooden Award and Drysdale Award Watch Lists.

■ **Kianna Smith** - After sitting out last season, Smith was named to the Preseason ACC Newcomer Watch List.

■ **Hailey Van Lith** - In addition to being named to the Preseason ACC Newcomer Watch List, Van Lith was named to the Naismith Award and Lieberman Watch List.

**2020-21 ACC Preseason Blue Ribbon Poll**

- |                   |                 |
|-------------------|-----------------|
| 1. Louisville     | 9. Georgia Tech |
| 2. NC State       | 10. Duke        |
| 3. Syracuse       | 11. Miami       |
| 4. Notre Dame     | 12. Wake Forest |
| 5. North Carolina | 13. Clemson     |
| 6. Florida State  | 14. Virginia    |
| 7. Virginia Tech  | 15. Pitt        |
| 8. Boston College |                 |

**HVL GOES FOR 20...TWICE**

Van Lith tied Dana Evans with a team-high 20 points in the win over ECU and became the first UofL freshman to score 20 points in a game since Asia Durr scored 23 in an 80-75 loss to Syracuse in the ACC Tournament semifinals on March 5, 2016. Durr had four 20-point games that season.

■ With 21 points vs. DePaul she is first UofL freshman with back-to-back 20-point games since Myisha Hines-Allen had 23 points in two straight games against Miami and Syracuse on 1/25-29/15.

**KIANNA SMITH NAMED CSM PLAYER OF THE WEEK**

Kianna Smith was named College Sports Madness ACC Player of the Week after averaging 14.5 points per game, while shooting 52 percent from the floor and 7-15 from beyond the arc, in wins over Boston College and Florida State. She came off the bench in the win over FSU, scoring a team-high 16 points on 6-11 shooting, 4-8 from deep, while adding six assists, five rebounds and two steals. She ranks third on the team with 12.8 points per game. She is shooting 25-60 from 3-point range for a 42 percent clip, which ranks fifth in the ACC.

**WALZ NAMED USA BASKETBALL NATIONAL COACH OF THE YEAR**

Louisville head coach Jeff Walz was recognized prior to the game vs. the USA Women's National Team last season as the recipient of the 2019 USA Basketball National Coach of the Year. Walz led the USA Basketball team to a perfect 7-0 record and a gold medal at the 2019 FIBA U19 World Cup in Bangkok, Thailand. With Walz at the helm, the USA U19 women topped its competition by an average of 25.2 points per game, including beating Australia 74-70 in overtime in the gold medal contest.

**CARDINALS SIGN SCHETNAN AND VERHULST TO 2021 CLASS**

Sydni Schetnan, a 6-foot-5 post player from Sioux Falls, S.D., and Payton Verhulst, a 6-foot-1 guard from De Soto, Kan., signed National Letters of Intent with the Louisville women's basketball program. ESPN HoopGurlz ranks the recruiting class as No. 20 in the nation.

■ **Schetnan** is ranked as No. 69 prospect by Collegiate Girls Basketball Report and No. 101 by PASS. She is ranked as a three-star prospect and the 10th best post player by ESPN HoopGurlz. She is listed as a four-star prospect by Prospects Nation and the 11th best post player. She earned First Team Class AA All-State honors in 2020 after averaging 12.8 points and 8.3 rebounds, while shooting 48 percent from the floor. She blocked an impressive 75 shots in just 20 games, good for 3.8 blocks per game. She helped lead Washington to a 12-8 record and a spot in the Class AA state basketball tournament. She had 24 points, eight rebounds, three steals, two blocks, and an assist in a 65-48 win over No. 11 Mitchell in the state playoffs before the cancellation of tournament. Schetnan comes from a super-athletic family as her father ran cross country at North Dakota and her mother played basketball at South Dakota State and then ended her career at the University of South Dakota-Sioux Falls. She has a cousin that plays football at Iowa, two cousins that played volleyball at SDSU and her grandfather had a legendary career as boys basketball coach at Dakota Wesleyan that earned him a spot in the South Dakota Sports Hall of Fame. She is an exceptional volleyball player and plans to play both basketball and volleyball at the University of Louisville.

■ **Verhulst**, a McDonald's All-American, is a five-star prospect and is ranked as high as No. 8 overall by PASS and No. 9 by Collegiate Girls Basketball Report. ESPN HoopGurlz ranked her No. 12 overall and as the fourth best guard. Prospect Nation listed her as the 10th best player and fifth best guard. She was named the 2020 Kansas Gatorade Player of the Year and a Naismith Trophy All-American. She was named First Team All-state following her freshman, sophomore and junior campaigns. As a junior, she started every game and averaged 17.8 points, 7.0 rebounds, 3.7 assists and 2.5 steals per game while leading Bishop Miege to a 21-2 overall record. During her freshman and sophomore seasons, she helped lead Bishop Miege to a combined 48-1 record, winning the state title as a sophomore and reaching the state title game as a freshman. She averaged 17.0 points, 7.0 rebounds, 6.0 assists, 4.0 steals and 3.0 blocks as a sophomore, and 13.0 points, 6.0 rebounds, 3.0 assists, 2.0 steals and 1.0 blocks as a freshman. Verhulst has an impressive international resume, as well. She was named 2019 FIBA Americas U16 Championship MVP after leading the team to a 6-0 record and a gold medal in Puerto Aysen, Chile. She started all six games and averaged 14.5 points and 2.8 rebounds.

**TOP TEAM EFFORTS UNDER JEFF WALZ**

**Most points scored in a game:** 116 vs. DePaul, 12/4/20 (UofL 116, DePaul 75)

**Most field goals made in a game:** 49 vs. DePaul, 12/4/20 (UofL 116, DePaul 75)

**Most 3-point field goals made in a game:** 18 vs. Syracuse, 2/11/12 (UofL 89, SU 62)

**Most free throws made in a game:** 32 vs. Rutgers, 1/11/09 (UofL 64, RU 59)

**Most free throws attempted in a game:** 42 vs. Rutgers, 1/11/09 (UofL 64, RU 59)

**Most total rebounds in a game:** 68 vs. Loyola-Chicago, 11/9/13 (UofL 101, LC 54)

**Most assists in a game:** 28 vs. Ball State, 12/17/13 (UofL 105, BSU 67); vs. Chattanooga, 3/18/17 (UL 82, UTC 62)

**Most steals in a game:** 24 vs. BYU, 3/21/15 (UofL 86, BYU 53)

**Most blocked shots in a game:** 11 vs. DePaul, 12/4/20 (UofL 116, DePaul 75); vs. TSU, 12/2/18 (UofL 107, TSU 52)

**Fewest turnovers in a game:** 3 vs. Oregon State, 3/26/18 (UofL 76, OSU 43)

**Fewest points allowed in a game:** 25 vs. Tennessee State, 12/31/12 (UofL 88, TSU 25)

**Largest margin of victory:** 74 vs. Wagner, 12/21/12 (UofL 106, WC 32)

**Highest field goal percentage in a game:** .678 (40-59) vs. IPFW, 11/29/10 (UofL 100, IPFW 79)

**Highest 3-point percentage in a game (min. 8 attempts):** .714 (10-14) vs. Rutgers, 3/8/09 (UofL 87, RU 82, 2 OT)

**Lowest field goal percentage allowed:** .167 (9-54) Tennessee State, 12/31/12 (UofL 88, TS 25)

**HONORS**

**Elizabeth Balogun**  
2020-21 Miller Award Watch List

**Olivia Cochran**  
2020-21 All-ACC Freshman Team

**Liz Dixon**  
2020-21 All-ACC Academic Team

**Dana Evans**  
2020-21 Wooden Award All-American  
2020-21 WBCA Coaches All-American  
2020-21 Associated Press First Team All-American  
2020-21 USBWA First Team All-American  
2020-21 Senior CLASS Award All-American  
2020-21 Sports Illustrated First Team All-American  
2020-21 ESPNW First Team All-American  
2020-21 Wade Trophy Finalist  
2020-21 Naismith Trophy Finalist  
2021 ACC All-Tournament Team  
2020-21 Kay Yow Scholar-Athlete of the Year  
2020-21 All-ACC Academic Team  
2020-21 ACC Player of the Year  
2020-21 All-ACC First Team  
2020-21 Drysdale Award Finalist  
2020-21 Dawn Staley Award Finalist  
ESPNW Player of the Week - Feb. 8, 2021  
ACC Player of the Week - Feb. 8, 2021  
USBWA National Player of the Week - Jan. 26, 2021  
ACC Player of the Week - Jan. 25, 2021  
2020 AP Preseason All-American  
2020-21 Preseason ACC Player of the Year  
2020-21 Preseason First Team All-ACC

**Mykasa Robinson**  
2020-21 All-ACC Defensive Team  
2020-21 All-ACC Academic Team

**Kianna Smith**  
2021 ACC All-Tournament Team  
2020-21 All-ACC Academic Team  
College Sports Madness ACC Player of the Week - Jan. 18, 2021  
2020 Preseason ACC Newcomer Watch List

**Hailey Van Lith**  
2021 ACC All-Tournament Team  
2020-21 All-ACC Freshman Team  
2020-21 All-ACC Academic Team  
2020 Lieberman Award Top 10  
ACC Freshman of the Week - Jan. 11, 2021  
ACC Freshman of the Week - Nov. 30, 2020  
2020 Preseason ACC Newcomer Watch List  
2020 Naismith Award Watch List

**Jeff Walz**  
2020-21 WBCA Coach of the Year Finalist  
2020-21 Naismith Coach of the Year Semifinalist  
2019-20 Naismith Coach of the Year Semifinalist  
2019 USA Basketball National Coach of the Year  
2018-19 Naismith Coach of the Year Candidate  
2017-18 ACC Coach of the Year

**2020-21 Women's Basketball Results****RECORD:** 26-4 Overall (Home: 13-1; Away: 7-1; Neutral: 6-2; ACC: 14-2)

| Date | Opponent              | Dec. | Result | Margin | Rec. | High Scorer            | High Rebounder         | High Assists                  | Attendance |
|------|-----------------------|------|--------|--------|------|------------------------|------------------------|-------------------------------|------------|
| N 25 | at Southeast Missouri | W    | 74-53  | +21    | 1-0  | 17 - Cochran           | 8 - Cochran, Van Lith  | 6 - Evans                     | 475        |
| N 29 | EASTERN KENTUCKY      | W    | 101-58 | +43    | 2-0  | 20 - Evans, Van Lith   | 11 - Van Lith          | 7 - Evans                     | 2,614      |
| D 4  | vs. DePaul            | W    | 116-75 | +41    | 3-0  | 21 - K.Smith, Van Lith | 10 - Cochran           | 7 - Evans                     | 0          |
| D 6  | UT MARTIN             | W    | 85-67  | +18    | 4-0  | 26 - Evans             | 10 - Cochran           | 3 - Robinson, Van Lith        | 2,709      |
| D 9  | at Duke               | W    | 73-49  | +24    | 5-0  | 24 - Evans             | 12 - Cochran           | 3 - Van Lith                  | 0          |
| J 1  | NKU                   | W    | 74-64  | +10    | 6-0  | 20 - Evans             | 10 - K. Smith          | 5 - Balogun, Evans            | 0          |
| J 2  | BELLARMINE            | W    | 97-46  | +51    | 7-0  | 15 - Cochran           | 8 - Van Lith           | 3 - Evans, Konno, Robinson    | 2,718      |
| J 5  | UT MARTIN             | W    | 96-61  | +35    | 8-0  | 29 - Evans             | 6 - Cochran            | 5 - Evans                     | 2,754      |
| J 7  | at Virginia Tech      | W    | 71-67  | +4     | 9-0  | 22 - Evans             | 7 - Van Lith           | 3 - Evans, Van Lith           | 250        |
| J 10 | CLEMSON               | W    | 70-45  | +25    | 10-0 | 17 - K. Smith          | 9 - Cochran, Van Lith  | 6 - K. Smith                  | 2,734      |
| J 14 | BOSTON COLLEGE        | W    | 89-70  | +19    | 11-0 | 24 - Evans             | 7 - Cochran, Dixon     | 4 - Van Lith                  | 2,604      |
| J 17 | FLORIDA STATE         | W    | 84-56  | +28    | 12-0 | 16 - K. Smith          | 10 - Dixon             | 8 - Evans                     | 2,804      |
| J 21 | SYRACUSE              | W    | 67-54  | +13    | 13-0 | 21 - Evans             | 8 - Dixon, Van Lith    | 7 - Evans                     | 2,643      |
| J 24 | at Wake Forest        | W    | 65-63  | +2     | 14-0 | 25 - Evans             | 11 - Cochran           | 3 - Evans, Robinson           | 0          |
| J 26 | MIAMI                 | W    | 79-76  | +3     | 15-0 | 21 - Dixon             | 9 - Dixon              | 5 - Evans                     | 2,653      |
| J 28 | NORTH CAROLINA        | W    | 79-68  | +11    | 16-0 | 17 - Cochran           | 7 - Cochran, Balogun   | 5 - Balogun                   | 2,748      |
| F 1  | NC STATE              | L    | 60-74  | -14    | 16-1 | 29 - Evans             | 9 - Cochran            | 2 - Robinson                  | 2,989      |
| F 4  | at Boston College     | W    | 97-68  | +29    | 17-1 | 23 - Evans             | 8 - Robinson           | 5 - Evans                     | 0          |
| F 7  | NOTRE DAME            | W    | 71-65  | +6     | 18-1 | 27 - Evans             | 11 - Cochran           | 5 - Evans                     | 2,912      |
| F 11 | GEORGIA TECH          | W    | 85-70  | +15    | 19-1 | 25 - Evans             | 9 - Dixon              | 7 - Evans                     | 2,914      |
| F 18 | at Pittsburgh         | W    | 82-58  | +24    | 20-1 | 29 - Evans             | 9 - Robinson           | 5 - Robinson                  | 500        |
| F 21 | at Florida State      | L    | 59-68  | -9     | 20-2 | 13 - Evans             | 9 - Cochran            | 5 - Evans                     | 1,258      |
| F 28 | at Notre Dame         | W    | 78-61  | +17    | 21-2 | 26 - Evans             | 5 - Cochran, K. Smith  | 5 - Evans, K. Smith           | 126        |
| M 5  | vs. Wake Forest       | W    | 65-53  | +12    | 22-2 | 24 - Van Lith          | 8 - Robinson           | 7 - Evans                     | 0          |
| M 6  | vs. Syracuse          | W    | 72-59  | +13    | 23-2 | 13 - Evans             | 10 - Cochran           | 3 - Evans, Van Lith           | 0          |
| M 7  | vs. NC State          | L    | 56-58  | -2     | 23-3 | 15 - Evans             | 8 - Cochran            | 3 - Van Lith                  | 2,063      |
| M 22 | vs. Marist            | W    | 74-43  | +31    | 24-3 | 17 - Van Lith          | 7 - Robinson           | 4 - Van Lith, Robinson        | 0          |
| M 24 | vs. Northwestern      | W    | 62-53  | +9     | 25-3 | 16 - K. Smith          | 15 - Cochran           | 2 - Balogun, Evans, K. Smith  | 0          |
| M 28 | vs. Oregon            | W    | 60-42  | +18    | 26-3 | 29 - Evans             | 7 - Robinson, Van Lith | 3 - Balogun                   | 0          |
| M 30 | vs. Stanford          | L    | 63-78  | -15    | 26-4 | 24 - Evans             | 8 - Robinson           | 3 - Evans, K. Smith, Robinson | 1,463      |



## 2020-21 Louisville Women's Basketball Game-by-Game Team Statistics

| Teams                              | FG-FGA         | Pct          | 3FG-FGA       | Pct          | FT-FTA         | Pct           | O        | D        | Reb      | PF-D         | A        | TO       | Blk     | Stl     | 1Q       | 2Q       | 3Q       | 4Q       | OT | TOT       |
|------------------------------------|----------------|--------------|---------------|--------------|----------------|---------------|----------|----------|----------|--------------|----------|----------|---------|---------|----------|----------|----------|----------|----|-----------|
| Seahawk<br>Louisville              | 15-55<br>26-64 | .273<br>.406 | 5-14<br>2-17  | .357<br>.118 | 18-22<br>20-27 | .818<br>.741  | 16<br>24 | 20<br>26 | 36<br>50 | 22-2<br>17-0 | 9<br>15  | 19<br>16 | 1<br>10 | 7<br>11 | 16<br>18 | 8<br>20  | 17<br>18 | 12<br>18 |    | 53<br>74  |
| Eastern Kentucky<br>LOUISVILLE     | 19-56<br>38-83 | .339<br>.458 | 6-23<br>14-36 | .261<br>.389 | 14-20<br>11-15 | .700<br>.733  | 7<br>25  | 22<br>33 | 29<br>58 | 13-0<br>18-0 | 9<br>23  | 20<br>13 | 3<br>7  | 3<br>13 | 12<br>17 | 14<br>26 | 13<br>25 | 19<br>33 |    | 55<br>101 |
| DePaul<br>Louisville               | 23-81<br>49-81 | .284<br>.605 | 4-27<br>6-16  | .148<br>.375 | 25-37<br>12-16 | .676<br>.750  | 21<br>13 | 19<br>42 | 40<br>55 | 15-0<br>31-0 | 10<br>26 | 20<br>22 | 0<br>11 | 8<br>8  | 24<br>30 | 13<br>31 | 17<br>40 | 21<br>15 |    | 75<br>116 |
| UT Martin<br>LOUISVILLE            | 21-51<br>29-69 | .412<br>.420 | 7-20<br>7-23  | .350<br>.304 | 18-25<br>20-29 | .720<br>.690  | 3<br>12  | 32<br>31 | 35<br>43 | 22-0<br>26-0 | 11<br>12 | 19<br>9  | 2<br>1  | 3<br>9  | 14<br>15 | 13<br>25 | 21<br>24 | 19<br>21 |    | 67<br>85  |
| Duke<br>Louisville                 | 22-61<br>28-63 | .361<br>.444 | 1-16<br>7-16  | .063<br>.438 | 4-7<br>10-11   | .571<br>.909  | 14<br>12 | 24<br>26 | 38<br>38 | 12-0<br>10-0 | 9<br>9   | 18<br>12 | 3<br>4  | 3<br>7  | 12<br>21 | 10<br>14 | 14<br>14 | 13<br>24 |    | 49<br>73  |
| Northern Kentucky<br>LOUISVILLE    | 23-67<br>30-72 | .343<br>.417 | 5-15<br>4-22  | .333<br>.182 | 13-14<br>10-13 | .929<br>.769  | 11<br>13 | 30<br>32 | 41<br>45 | 12-0<br>18-0 | 10<br>18 | 18<br>13 | 1<br>7  | 6<br>11 | 11<br>15 | 18<br>16 | 14<br>22 | 21<br>21 |    | 64<br>74  |
| Bellarmine<br>LOUISVILLE           | 17-52<br>39-64 | .327<br>.609 | 3-18<br>3-16  | .167<br>.188 | 9-11<br>16-24  | .818<br>.667  | 5<br>17  | 13<br>31 | 18<br>48 | 21-0<br>8-0  | 7<br>18  | 14<br>8  | 1<br>8  | 4<br>6  | 12<br>26 | 9<br>26  | 11<br>25 | 14<br>20 |    | 46<br>97  |
| UT Martin<br>LOUISVILLE            | 20-50<br>33-67 | .400<br>.493 | 4-14<br>13-26 | .286<br>.500 | 17-24<br>17-19 | .708<br>.895  | 5<br>12  | 23<br>27 | 28<br>39 | 16-0<br>20-0 | 9<br>17  | 18<br>9  | 3<br>4  | 3<br>10 | 13<br>21 | 11<br>28 | 19<br>29 | 18<br>18 |    | 61<br>96  |
| Virginia Tech<br>Louisville        | 22-56<br>30-62 | .393<br>.484 | 6-20<br>5-17  | .300<br>.294 | 17-26<br>6-7   | .654<br>.857  | 10<br>7  | 24<br>26 | 34<br>33 | 15-0<br>19-2 | 13<br>10 | 14<br>15 | 5<br>4  | 6<br>8  | 13<br>25 | 20<br>17 | 20<br>12 | 14<br>17 |    | 67<br>71  |
| Clemson<br>LOUISVILLE              | 19-70<br>27-59 | .271<br>.458 | 0-19<br>8-22  | .000<br>.364 | 7-9<br>8-9     | .778<br>.889  | 21<br>10 | 22<br>31 | 43<br>41 | 17-0<br>17-0 | 9<br>18  | 19<br>16 | 0<br>9  | 8<br>9  | 14<br>16 | 12<br>18 | 14<br>19 | 5<br>17  |    | 45<br>70  |
| Boston College<br>LOUISVILLE       | 27-62<br>34-60 | .435<br>.567 | 8-22<br>10-21 | .364<br>.476 | 8-10<br>11-13  | .800<br>.846  | 11<br>7  | 20<br>25 | 31<br>32 | 17-0<br>14-0 | 15<br>16 | 13<br>13 | 0<br>3  | 9<br>6  | 16<br>26 | 12<br>16 | 28<br>26 | 14<br>21 |    | 70<br>89  |
| Florida State<br>LOUISVILLE        | 21-52<br>32-59 | .404<br>.542 | 4-13<br>11-23 | .308<br>.478 | 10-16<br>9-10  | .625<br>.900  | 6<br>9   | 19<br>29 | 25<br>38 | 13-0<br>15-0 | 6<br>22  | 13<br>11 | 2<br>5  | 6<br>4  | 17<br>17 | 14<br>26 | 14<br>21 | 11<br>20 |    | 56<br>84  |
| Syracuse<br>LOUISVILLE             | 23-59<br>26-56 | .390<br>.464 | 2-13<br>12-27 | .154<br>.444 | 6-11<br>3-4    | .545<br>.750  | 14<br>9  | 21<br>26 | 35<br>35 | 10-0<br>12-0 | 15<br>18 | 13<br>12 | 2<br>4  | 4<br>6  | 14<br>17 | 15<br>15 | 15<br>20 | 10<br>15 |    | 54<br>67  |
| Wake Forest<br>Louisville          | 25-63<br>23-58 | .397<br>.397 | 1-11<br>6-18  | .091<br>.333 | 12-24<br>13-13 | .500<br>1.000 | 24<br>13 | 19<br>19 | 43<br>32 | 18-0<br>19-0 | 7<br>9   | 11<br>11 | 1<br>4  | 6<br>8  | 10<br>16 | 18<br>14 | 21<br>16 | 14<br>19 |    | 63<br>65  |
| Miami<br>LOUISVILLE                | 28-59<br>24-52 | .475<br>.462 | 8-18<br>10-30 | .444<br>.333 | 12-18<br>21-27 | .667<br>.778  | 12<br>11 | 20<br>23 | 32<br>34 | 23-0<br>22-0 | 11<br>15 | 14<br>13 | 1<br>0  | 6<br>4  | 13<br>22 | 23<br>22 | 20<br>21 | 20<br>14 |    | 76<br>79  |
| North Carolina<br>LOUISVILLE       | 26-58<br>30-64 | .448<br>.469 | 6-14<br>12-26 | .429<br>.462 | 10-14<br>7-8   | .714<br>.875  | 8<br>8   | 27<br>26 | 35<br>34 | 13-1<br>15-0 | 10<br>16 | 10<br>6  | 2<br>4  | 2<br>4  | 16<br>30 | 14<br>25 | 16<br>16 | 22<br>8  |    | 68<br>79  |
| North Carolina State<br>LOUISVILLE | 28-64<br>23-60 | .438<br>.383 | 6-21<br>8-19  | .286<br>.421 | 12-12<br>6-8   | 1.000<br>.750 | 13<br>6  | 31<br>23 | 44<br>29 | 13-0<br>13-0 | 14<br>6  | 13<br>13 | 0<br>8  | 6<br>8  | 18<br>18 | 11<br>7  | 20<br>19 | 25<br>16 |    | 74<br>60  |
| Boston College<br>Louisville       | 27-63<br>37-65 | .429<br>.569 | 9-18<br>10-23 | .500<br>.435 | 5-8<br>13-16   | .625<br>.813  | 13<br>17 | 14<br>26 | 27<br>43 | 21-0<br>15-0 | 10<br>15 | 16<br>14 | 3<br>2  | 7<br>5  | 25<br>29 | 13<br>21 | 16<br>22 | 14<br>25 |    | 68<br>97  |
| Notre Dame<br>LOUISVILLE           | 26-66<br>27-68 | .394<br>.397 | 6-20<br>9-26  | .300<br>.346 | 7-8<br>8-12    | .875<br>.667  | 11<br>12 | 30<br>29 | 41<br>41 | 16-0<br>10-0 | 14<br>12 | 13<br>12 | 4<br>8  | 7<br>9  | 17<br>21 | 17<br>21 | 16<br>16 | 15<br>13 |    | 65<br>71  |
| Georgia Tech<br>LOUISVILLE         | 25-60<br>32-65 | .417<br>.492 | 6-13<br>6-14  | .462<br>.429 | 14-21<br>15-16 | .667<br>.938  | 10<br>9  | 24<br>28 | 34<br>37 | 16-0<br>18-1 | 18<br>17 | 14<br>9  | 1<br>6  | 4<br>7  | 20<br>19 | 8<br>17  | 23<br>24 | 19<br>25 |    | 70<br>85  |
| Pittsburgh<br>Louisville           | 21-66<br>33-65 | .318<br>.508 | 8-19<br>3-16  | .421<br>.188 | 8-17<br>13-15  | .471<br>.867  | 21<br>14 | 19<br>30 | 40<br>44 | 15-0<br>16-0 | 17<br>18 | 20<br>11 | 4<br>7  | 3<br>9  | 9<br>17  | 18<br>16 | 13<br>28 | 18<br>21 |    | 58<br>82  |
| Florida State<br>Louisville        | 19-60<br>21-60 | .317<br>.350 | 3-13<br>3-20  | .231<br>.150 | 27-38<br>14-22 | .711<br>.636  | 19<br>14 | 26<br>27 | 45<br>41 | 21-0<br>26-0 | 9<br>13  | 11<br>11 | 5<br>4  | 6<br>5  | 14<br>17 | 9<br>14  | 11<br>17 | 29<br>16 |    | 68<br>59  |
| Notre Dame<br>Louisville           | 25-55<br>32-62 | .455<br>.516 | 5-15<br>6-21  | .333<br>.286 | 6-10<br>8-9    | .600<br>.889  | 11<br>7  | 24<br>21 | 35<br>28 | 18-0<br>14-0 | 13<br>16 | 25<br>12 | 2<br>4  | 6<br>10 | 18<br>28 | 10<br>16 | 17<br>15 | 16<br>19 |    | 61<br>78  |
| Wake Forest<br>Louisville          | 16-52<br>28-64 | .308<br>.438 | 3-18<br>9-21  | .167<br>.429 | 18-23<br>0-2   | .783<br>.000  | 9<br>9   | 27<br>28 | 36<br>37 | 7-0<br>17-0  | 8<br>20  | 14<br>11 | 3<br>2  | 3<br>9  | 10<br>17 | 18<br>15 | 16<br>12 | 9<br>21  |    | 53<br>65  |
| Syracuse<br>Louisville             | 20-55<br>25-63 | .364<br>.397 | 3-17<br>6-20  | .176<br>.300 | 16-19<br>16-17 | .842<br>.941  | 12<br>14 | 25<br>25 | 37<br>39 | 15-0<br>16-0 | 10<br>10 | 15<br>9  | 4<br>0  | 1<br>6  | 13<br>19 | 17<br>18 | 17<br>22 | 12<br>13 |    | 59<br>72  |
| North Carolina State<br>Louisville | 22-51<br>25-59 | .431<br>.424 | 4-18<br>4-16  | .222<br>.250 | 10-12<br>2-4   | .833<br>.500  | 7<br>7   | 28<br>24 | 35<br>31 | 7-0<br>15-0  | 13<br>7  | 13<br>10 | 2<br>0  | 6<br>5  | 15<br>16 | 11<br>9  | 14<br>18 | 18<br>13 |    | 58<br>56  |
| Marist<br>Louisville               | 13-56<br>28-63 | .232<br>.444 | 5-19<br>10-30 | .263<br>.333 | 12-20<br>8-8   | .600<br>1.000 | 14<br>8  | 27<br>31 | 41<br>39 | 10-0<br>23-0 | 12<br>16 | 22<br>16 | 3<br>8  | 3<br>11 | 15<br>12 | 9<br>17  | 9<br>26  | 10<br>19 |    | 43<br>74  |
| Northwestern<br>Louisville         | 20-61<br>19-53 | .328<br>.358 | 6-15<br>6-19  | .400<br>.316 | 7-13<br>18-22  | .538<br>.818  | 11<br>12 | 23<br>31 | 34<br>43 | 18-0<br>14-0 | 14<br>10 | 11<br>16 | 6<br>4  | 10<br>4 | 25<br>10 | 7<br>10  | 8<br>20  | 13<br>22 |    | 53<br>62  |
| Oregon<br>Louisville               | 18-56<br>26-63 | .321<br>.413 | 2-18<br>4-14  | .111<br>.286 | 4-5<br>4-6     | .800<br>.667  | 15<br>13 | 25<br>24 | 40<br>37 | 10-0<br>7-0  | 7<br>8   | 14<br>7  | 6<br>3  | 5<br>6  | 8<br>10  | 6<br>19  | 19<br>14 | 9<br>17  |    | 42<br>60  |
| Stanford<br>Louisville             | 30-68<br>26-64 | .441<br>.406 | 7-17<br>10-19 | .412<br>.526 | 11-17<br>1-4   | .647<br>.250  | 17<br>11 | 28<br>26 | 45<br>37 | 6-0<br>17-0  | 16<br>11 | 9<br>10  | 7<br>3  | 8<br>5  | 13<br>21 | 13<br>17 | 22<br>12 | 30<br>13 |    | 78<br>63  |

## 2020-21 Louisville Women's Basketball Specialty Statistics

| GAME                 | Points<br>in Paint | Points<br>Off TO | 2nd<br>Chance | Fast<br>Break | Bench | Largest<br>Lead | Largest<br>Deficit | Times<br>Tied | Lead<br>Changes | Margins<br>Half | Margins<br>Final |
|----------------------|--------------------|------------------|---------------|---------------|-------|-----------------|--------------------|---------------|-----------------|-----------------|------------------|
| Southeast Missouri   | 34/12              | 26/10            | 21/13         | 12/0          | 18/10 | 26 (4th, 3:20)  | 2 (1st, 1:18)      | 1             | 10              | +14             | +21              |
| EKU                  | 44/24              | 23/14            | 19/4          | 12/4          | 25/14 | 45 (4th, 1:05)  | -                  | 0             | 0               | +17             | +43              |
| DePaul               | 74/36              | 36/17            | 14/21         | 32/17         | 51/31 | 51 (4th, 3:54)  | -                  | 0             | 0               | +24             | +41              |
| UT Martin            | 40/24              | 13/8             | 12/2          | 13/0          | 36/5  | 21 (4th, 5:13)  | 3 (1st, 8:14)      | 2             | 10              | +13             | +18              |
| Duke                 | 38/36              | 23/4             | 11/15         | 9/10          | 6/4   | 27 (4th, 2:49)  | 2 (1st, 9:03)      | 1             | 3               | +13             | +24              |
| Northern Kentucky    | 48/32              | 17/6             | 14/8          | 11/8          | 18/10 | 11 (4th, 6:11)  | 5 (3rd, 5:14)      | 9             | 6               | +2              | +10              |
| Bellarmine           | 64/24              | 20/1             | 25/4          | 4/0           | 52/15 | 51 (4th, 1:01)  | 3 (1st, 9:44)      | 0             | 1               | +31             | +51              |
| UT Martin            | 30/24              | 26/7             | 7/4           | 9/4           | 28/16 | 37 (3rd, 0:45)  | 2 (1st, 9:24)      | 1             | 3               | +25             | +35              |
| Virginia Tech        | 42/28              | 14/16            | 7/10          | 15/7          | 21/13 | 16 (2nd, 3:51)  | 3 (1st, 9:20)      | 2             | 9               | +9              | +4               |
| Clemson              | 26/24              | 18/14            | 10/11         | 5/4           | 24/12 | 26 (4th, 2:31)  | 2 (1st, 7:27)      | 4             | 4               | +8              | +25              |
| Boston College       | 42/32              | 16/10            | 14/12         | 8/2           | 10/25 | 23 (4th, 2:27)  | 2 (1st, 9:57)      | 0             | 3               | +14             | +19              |
| Florida State        | 30/20              | 6/13             | 4/8           | 7/4           | 35/3  | 28 (4th, 0:40)  | 2 (1st, 9:05)      | 5             | 7               | +12             | +28              |
| Syracuse             | 22/36              | 13/11            | 6/15          | 4/4           | 10/18 | 15 (4th, 7:27)  | 4 (2nd, 5:23)      | 4             | 6               | +3              | +13              |
| Wake Forest          | 32/38              | 14/11            | 13/19         | 8/3           | 11/14 | 9 (2nd, 9:20)   | 9 (4th, 7:15)      | 7             | 10              | +2              | +2               |
| Miami                | 26/30              | 14/14            | 13/20         | 2/4           | 29/16 | 16 (3rd, 4:03)  | -                  | 1             | 0               | +8              | +3               |
| North Carolina       | 28/36              | 18/5             | 11/7          | 2/7           | 15/33 | 32 (3rd, 2:52)  | -                  | 0             | 0               | +25             | +11              |
| North Carolina State | 18/36              | 9/10             | 3/11          | 7/4           | 7/18  | 4 (1st, 4:11)   | 18 (4th, 4:19)     | 4             | 5               | -4              | -14              |
| Boston College       | 50/32              | 21/15            | 26/10         | 8/8           | 32/9  | 29 (4th, 0:11)  | 3 (1st, 9:34)      | 2             | 1               | +12             | +29              |
| Notre Dame           | 30/36              | 11/12            | 4/2           | 10/8          | 16/29 | 11 (3rd, 8:44)  | 5 (1st, 2:10)      | 1             | 5               | +8              | +6               |
| Georgia Tech         | 44/30              | 13/8             | 13/14         | 6/4           | 22/14 | 16 (3rd, 5:59)  | 7 (1st, 1:48)      | 5             | 4               | +8              | +15              |
| Pittsburgh           | 46/22              | 21/6             | 14/8          | 16/4          | 18/19 | 27 (4th, 1:01)  | -                  | 1             | 0               | +6              | +24              |
| Florida State        | 24/28              | 9/8              | 10/14         | 8/11          | 16/12 | 7 (3rd, 5:51)   | 9 (4th, 0:44)      | 6             | 8               | -2              | -9               |
| Notre Dame           | 38/32              | 25/12            | 5/13          | 13/2          | 32/28 | 22 (2nd, 2:04)  | -                  | 0             | 0               | +16             | +17              |
| Wake Forest          | 32/22              | 15/8             | 4/8           | 20/4          | 19/5  | 13 (4th, 4:15)  | 1 (3rd, 0:45)      | 5             | 2               | +4              | +12              |
| Syracuse             | 32/26              | 19/6             | 12/13         | 10/3          | 23/3  | 14 (4th, 9:03)  | 2 (1st, 9:35)      | 0             | 3               | +7              | +13              |
| North Carolina State | 30/30              | 16/7             | 6/6           | 8/5           | 11/12 | 8 (4th, 8:58)   | 7 (3rd, 6:44)      | 4             | 15              | -1              | -2               |
| Marist               | 22/12              | 27/7             | 6/11          | 16/6          | 24/11 | 32 (4th, 0:47)  | 9 (2nd, 8:16)      | 1             | 1               | +5              | +31              |
| Northwestern         | 24/24              | 13/12            | 10/1          | 15/15         | 2/13  | 9 (4th, 0:42)   | 18 (1st, 1:17)     | 1             | 1               | -12             | +9               |
| Oregon               | 28/24              | 24/2             | 18/13         | 7/2           | 8/2   | 20 (4th, 0:53)  | -                  | 0             | 0               | +15             | +18              |
| Stanford             | 24/38              | 6/11             | 8/23          | 13/12         | 15/21 | 14 (3rd, 7:07)  | 15 (4th, 1:08)     | 2             | 7               | +12             | -15              |

## 2020-21 Team Extended Statistics

| #              | Player            | gp-gs | min  | avg  | fg-tfg   | fg%  | 3fg-tfg | 3fg% | ft-tft  | ft%   | off | def | tot  | avg | pt  | dq | a   | a/g  | to  | to/g | aft  | bik | bik/g | stl | stl/g | pts  | avg  |
|----------------|-------------------|-------|------|------|----------|------|---------|------|---------|-------|-----|-----|------|-----|-----|----|-----|------|-----|------|------|-----|-------|-----|-------|------|------|
| 01             | Dana Evans        | 30-30 | 986  | 32.9 | 221-514  | .430 | 71-201  | .353 | 89-102  | .873  | 7   | 73  | 80   | 2.7 | 52  | 0  | 117 | 3.90 | 64  | 2.13 | 1.83 | 2   | 0.07  | 38  | 1.27  | 602  | 20.1 |
| 14             | Kianna Smith      | 28-20 | 777  | 27.8 | 124-279  | .444 | 55-145  | .379 | 16-20   | .800  | 27  | 81  | 108  | 3.9 | 55  | 2  | 61  | 2.18 | 31  | 1.11 | 1.97 | 10  | 0.36  | 25  | 0.89  | 319  | 11.4 |
| 10             | Hailey Van Lith   | 30-30 | 905  | 30.2 | 121-282  | .429 | 49-128  | .383 | 44-53   | .830  | 37  | 118 | 155  | 5.2 | 57  | 0  | 63  | 2.10 | 52  | 1.73 | 1.21 | 7   | 0.23  | 36  | 1.20  | 335  | 11.2 |
| 44             | Olivia Cochran    | 29-25 | 607  | 20.9 | 111-204  | .544 | 1-7     | .143 | 63-81   | .778  | 60  | 140 | 200  | 6.9 | 64  | 0  | 20  | 0.69 | 48  | 1.66 | 0.42 | 24  | 0.83  | 12  | 0.41  | 286  | 9.9  |
| 22             | Elizabeth Dixon   | 30-7  | 558  | 18.6 | 97-172   | .564 | 0-0     | .000 | 35-47   | .745  | 68  | 94  | 162  | 5.4 | 61  | 0  | 13  | 0.43 | 29  | 0.97 | 0.45 | 34  | 1.13  | 12  | 0.40  | 229  | 7.6  |
| 04             | Elizabeth Balogun | 29-16 | 567  | 19.6 | 60-139   | .432 | 24-75   | .320 | 24-30   | .800  | 28  | 81  | 109  | 3.8 | 54  | 1  | 48  | 1.66 | 37  | 1.28 | 1.30 | 43  | 1.48  | 27  | 0.93  | 168  | 5.8  |
| 11             | Norika Konno      | 30-0  | 364  | 12.1 | 38-79    | .481 | 13-37   | .351 | 12-15   | .800  | 19  | 22  | 41   | 1.4 | 27  | 0  | 27  | 0.90 | 26  | 0.87 | 1.04 | 7   | 0.23  | 17  | 0.57  | 101  | 3.4  |
| 02             | Ahlana Smith      | 27-5  | 285  | 10.6 | 31-68    | .456 | 7-24    | .292 | 6-11    | .545  | 9   | 16  | 25   | 0.9 | 24  | 0  | 18  | 0.67 | 15  | 0.56 | 1.20 | 4   | 0.15  | 16  | 0.59  | 75   | 2.8  |
| 00             | Ramani Parker     | 17-0  | 118  | 6.9  | 19-29    | .655 | 0-1     | .000 | 8-12    | .667  | 11  | 27  | 38   | 2.2 | 19  | 0  | 1   | 0.06 | 10  | 0.59 | 0.10 | 5   | 0.29  | 1   | 0.06  | 46   | 2.7  |
| 05             | Mykasa Robinson   | 30-17 | 626  | 20.9 | 33-79    | .418 | 0-1     | .000 | 11-18   | .611  | 48  | 84  | 132  | 4.4 | 61  | 0  | 66  | 2.20 | 26  | 0.87 | 2.54 | 5   | 0.17  | 35  | 1.17  | 77   | 2.6  |
| 31             | Nyah Green        | 5-0   | 52   | 10.4 | 5-19     | .263 | 1-6     | .167 | 0-0     | .000  | 5   | 5   | 10   | 2.0 | 8   | 0  | 1   | 0.20 | 2   | 0.40 | 0.50 | 0   | 0.00  | 0   | 0.00  | 11   | 2.2  |
| 13             | Merissah Russell  | 20-0  | 135  | 6.8  | 16-36    | .444 | 1-6     | .167 | 10-15   | .667  | 15  | 29  | 44   | 2.2 | 18  | 0  | 8   | 0.40 | 10  | 0.50 | 0.80 | 1   | 0.05  | 4   | 0.20  | 43   | 2.2  |
| 03             | Malea Williams    | 8-0   | 20   | 2.5  | 4-7      | .571 | 2-3     | .667 | 2-2     | 1.000 | 0   | 5   | 5    | 0.6 | 2   | 0  | 0   | 0.00 | 2   | 0.25 | 0.00 | 2   | 0.25  | 0   | 0.00  | 12   | 1.5  |
| Total.....     |                   | 0     | 6000 |      | 880-1907 | .461 | 224-634 | .353 | 320-406 | .788  | 355 | 826 | 1181 | 0.0 | 502 | 3  | 443 | 0.00 | 360 | 0.00 | 1.23 | 144 | 0.00  | 223 | 0.00  | 2304 | 0.0  |
| Opponents..... |                   | 0     | 6000 |      | 661-1785 | .370 | 143-518 | .276 | 357-511 | .699  | 371 | 706 | 1077 | 0.0 | 451 | 5  | 335 | 0.00 | 463 | 0.00 | 0.72 | 77  | 0.00  | 159 | 0.00  | 1822 | 0.0  |



## 2020-21 Louisville Game-By-Game Individual Points, Rebounds &amp; Assists

| Opponent              | Date     | Score    | PARKER, RAM | EVANS, DANA | SMITH, AHLA | WILLIAMS, M | BALOGUN, EL | ROBINSON, M | LITH, HAILE |
|-----------------------|----------|----------|-------------|-------------|-------------|-------------|-------------|-------------|-------------|
| at Southeast Missouri | 11-25-20 | 74-53 w  | 2-4-0       | 15-2-6      | 7-1-2       | DNP         | 4-5-0       | 0-4-4       | 13-8-1      |
| EASTERN KY.           | 11/29/20 | 101-58 w | 2-7-0       | 20-0-7      | 9-6-2       | DNP         | 12-7-4      | 2-5-4       | 20-11-1     |
| vs DePaul             | 12/04/20 | 116-75 w | 7-4-0       | 20-3-7      | 5-1-1       | DNP         | 0-3-1       | 2-5-2       | 21-4-1      |
| UT MARTIN             | 12/06/20 | 85-67 w  | 4-2-0       | 26-1-1      | 1-0-2       | DNP         | 5-1-1       | 0-5-3       | 10-7-3      |
| at Duke               | 12/09/20 | 73-49 w  | 0-0-0       | 24-1-2      | 0-1-0       | DNP         | 3-2-0       | 0-6-1       | 14-4-3      |
| NORTHERN KY.          | 01/01/21 | 74-64 w  | 2-1-0       | 20-6-5      | 2-2-1       | DNP         | 2-8-5       | 0-0-1       | 10-3-0      |
| BELLARMINE            | 01/02/21 | 97-46 w  | 10-1-0      | 11-3-3      | 7-3-2       | 0-1-0       | 4-4-2       | 2-5-3       | 4-8-0       |
| UT MARTIN             | 01/05/21 | 96-61 w  | 0-1-0       | 29-2-5      | 6-0-0       | 7-3-0       | 5-3-0       | 0-3-2       | 12-5-3      |
| at Virginia Tech      | 01/07/21 | 71-67 w  | DNP         | 22-3-3      | 4-0-0       | DNP         | 0-6-2       | 2-2-0       | 15-7-3      |
| CLEMSON               | 01/10/21 | 70-45 w  | 0-0-0       | 10-2-3      | DNP         | 0-1-0       | 14-6-3      | 2-0-4       | 7-9-1       |
| BOSTON COLLEGE        | 01/14/21 | 89-70 w  | 0-0-0       | 24-2-3      | 0-0-2       | DNP         | 11-2-3      | 2-2-1       | 13-5-4      |
| FLORIDA ST.           | 01/17/21 | 84-56 w  | 4-2-0       | 12-1-8      | 5-1-0       | DNP         | 6-5-2       | 2-0-1       | 15-4-3      |
| SYRACUSE              | 01/21/21 | 67-54 w  | DNP         | 21-4-7      | 0-0-0       | DNP         | 5-1-4       | 2-6-2       | 18-8-1      |
| at Wake Forest        | 01/24/21 | 65-63 w  | DNP         | 25-4-3      | 0-0-0       | DNP         | 12-6-1      | 2-1-3       | 5-2-2       |
| MIAMI (FL)            | 01/26/21 | 79-76 w  | DNP         | 20-6-5      | 0-0-0       | DNP         | 14-5-4      | 0-2-2       | 9-5-4       |
| NORTH CAROLINA        | 01/28/21 | 79-68 w  | DNP         | 13-5-2      | 0-0-1       | DNP         | 10-7-5      | 0-3-1       | 11-2-4      |
| NC STATE              | 02/01/21 | 60-74 L  | DNP         | 29-2-1      | DNP         | DNP         | 7-3-1       | 0-1-2       | 6-4-1       |
| at Boston College     | 02/04/21 | 97-68 w  | 7-5-0       | 23-4-5      | 9-0-0       | 0-0-0       | DNP         | 2-8-2       | 15-3-3      |
| NOTRE DAME            | 02/07/21 | 71-65 w  | DNP         | 27-3-5      | DNP         | DNP         | 12-2-0      | 5-8-4       | 3-3-1       |
| GEORGIA TECH          | 02/11/21 | 85-70 w  | DNP         | 25-4-7      | 0-0-0       | DNP         | 9-2-2       | 0-7-2       | 4-5-0       |
| at Pittsburgh         | 02/18/21 | 82-58 w  | 2-2-0       | 29-0-2      | 0-2-1       | 0-0-0       | 10-5-0      | 6-9-5       | 13-6-4      |
| at Florida St.        | 02/21/21 | 59-68 L  | DNP         | 13-2-5      | 0-0-0       | 0-0-0       | 8-4-2       | 3-5-0       | 5-8-2       |
| at Notre Dame         | 02/28/21 | 78-61 w  | DNP         | 26-2-5      | 2-1-0       | DNP         | 0-3-0       | 10-2-4      | 10-4-2      |
| vs Wake Forest        | 03/05/21 | 65-53 w  | 6-4-0       | 8-4-7       | 3-0-2       | DNP         | 2-4-1       | 2-8-4       | 24-5-3      |
| vs Syracuse           | 03/06/21 | 72-59 w  | 0-3-1       | 13-2-3      | 2-2-0       | DNP         | 3-2-0       | 7-4-0       | 8-7-3       |
| vs NC State           | 03/07/21 | 56-58 L  | 0-1-0       | 15-3-0      | 0-0-0       | DNP         | 3-1-0       | 4-0-0       | 5-7-3       |
| vs Marist             | 03/22/21 | 74-43 w  | 0-1-0       | 15-2-1      | 7-3-2       | 5-0-0       | 5-3-0       | 7-7-4       | 17-1-4      |
| vs Northwestern       | 03/24/21 | 62-53 w  | DNP         | 14-2-2      | 0-1-0       | DNP         | 0-4-2       | 4-9-1       | 13-0-1      |
| vs Oregon             | 03/28/21 | 60-42 w  | DNP         | 29-2-1      | 0-0-0       | 0-0-0       | 2-3-3       | 2-7-1       | 8-7-1       |
| vs Stanford           | 03/30/21 | 63-78 L  | DNP         | 24-3-3      | 6-1-0       | DNP         | 0-2-0       | 7-8-3       | 7-3-1       |

| Opponent              | Date     | Score    | 11<br>KONNO, NORI | 13<br>RUSSELL, ME | 14<br>SMITH, KIAN | 22<br>DIXON, ELIZ | 44<br>COCHRAN, OL |
|-----------------------|----------|----------|-------------------|-------------------|-------------------|-------------------|-------------------|
| at Southeast Missouri | 11-25-20 | 74-53 w  | 6-4-0             | 8-5-1             | DNP               | 2-5-0             | 17-8-1            |
| EASTERN KY.           | 11/29/20 | 101-58 w | 6-0-3             | 4-4-1             | DNP               | 6-8-0             | 15-5-1            |
| vs DePaul             | 12/04/20 | 116-75 w | 2-2-2             | 1-5-3             | 21-6-6            | 12-4-0            | 19-10-2           |
| UT MARTIN             | 12/06/20 | 85-67 w  | 9-3-0             | 6-2-1             | 10-1-0            | 7-7-1             | 7-10-0            |
| at Duke               | 12/09/20 | 73-49 w  | 2-0-1             | 0-0-0             | 15-3-0            | 4-5-0             | 11-12-2           |
| NORTHERN KY.          | 01/01/21 | 74-64 w  | 1-2-4             | 1-2-0             | 11-10-1           | 12-3-1            | 13-5-0            |
| BELLARMINE            | 01/02/21 | 97-46 w  | 11-1-3            | 8-7-1             | 11-5-2            | 14-6-0            | 15-3-2            |
| UT MARTIN             | 01/05/21 | 96-61 w  | 5-4-3             | 4-2-0             | 14-5-1            | 6-5-1             | 8-6-2             |
| at Virginia Tech      | 01/07/21 | 71-67 w  | 6-0-0             | 3-0-0             | 5-2-2             | 6-2-0             | 8-2-0             |
| CLEMSON               | 01/10/21 | 70-45 w  | 4-1-1             | 0-2-0             | 17-2-6            | 10-8-0            | 6-9-0             |
| BOSTON COLLEGE        | 01/14/21 | 89-70 w  | 0-2-1             | 2-3-0             | 13-2-2            | 6-7-0             | 18-7-0            |
| FLORIDA ST.           | 01/17/21 | 84-56 w  | 0-2-2             | 0-3-0             | 16-5-6            | 10-10-0           | 14-3-0            |
| SYRACUSE              | 01/21/21 | 67-54 w  | 0-0-0             | DNP               | 8-4-2             | 2-8-1             | 11-3-1            |
| at Wake Forest        | 01/24/21 | 65-63 w  | 5-1-0             | DNP               | 0-1-0             | 6-4-0             | 10-11-0           |
| MIAMI (FL)            | 01/26/21 | 79-76 w  | 0-0-0             | DNP               | 8-5-0             | 21-9-0            | 7-2-0             |
| NORTH CAROLINA        | 01/28/21 | 79-68 w  | 2-1-0             | 0-0-0             | 13-4-0            | 13-4-1            | 17-7-2            |
| NC STATE              | 02/01/21 | 60-74 L  | 0-0-0             | DNP               | 8-2-1             | 2-7-0             | 8-9-0             |
| at Boston College     | 02/04/21 | 97-68 w  | 10-7-3            | 6-5-0             | 14-2-1            | 11-6-1            | DNP               |
| NOTRE DAME            | 02/07/21 | 71-65 w  | 2-2-1             | DNP               | 16-4-1            | 4-6-0             | 2-11-0            |
| GEORGIA TECH          | 02/11/21 | 85-70 w  | 0-0-0             | 0-1-0             | 21-3-5            | 13-9-1            | 13-6-0            |
| at Pittsburgh         | 02/18/21 | 82-58 w  | 2-0-0             | 0-0-1             | 4-5-3             | 12-5-2            | 4-5-0             |
| at Florida St.        | 02/21/21 | 59-68 L  | 0-2-0             | DNP               | 10-4-3            | 8-5-0             | 12-9-1            |
| at Notre Dame         | 02/28/21 | 78-61 w  | 0-1-0             | 0-0-0             | 10-5-5            | 12-3-0            | 8-5-0             |
| vs Wake Forest        | 03/05/21 | 65-53 w  | 2-0-0             | 0-0-0             | 6-1-2             | 6-7-1             | 6-1-0             |
| vs Syracuse           | 03/06/21 | 72-59 w  | 10-1-0            | DNP               | 11-0-2            | 8-3-0             | 10-10-1           |
| vs NC State           | 03/07/21 | 56-58 L  | 4-0-0             | DNP               | 13-4-2            | 4-1-1             | 8-8-1             |
| vs Marist             | 03/22/21 | 74-43 w  | 5-3-1             | 0-3-0             | 9-5-1             | 2-5-2             | 2-5-1             |
| vs Northwestern       | 03/24/21 | 62-53 w  | 0-0-1             | DNP               | 16-6-2            | 2-5-0             | 13-15-1           |
| vs Oregon             | 03/28/21 | 60-42 w  | 2-2-1             | 0-0-0             | 11-5-2            | 4-2-0             | 2-6-1             |
| vs Stanford           | 03/30/21 | 63-78 L  | 5-0-0             | DNP               | 8-7-3             | 4-3-0             | 2-7-1             |

## Louisville Women's Basketball Miscellaneous Statistics

## Louisville's Record When the Cardinals ...

|  |      |
|--|------|
| Lead at halftime .....                             | 25-1 |
| Trail at halftime .....                            | 1-3  |
| Tied at halftime .....                             | 0-0  |
| Shoot better from the field than opponent .....    | 24-1 |
| Shoot worse from the field than opponent .....     | 1-3  |
| Shoot the same from the field as opponent .....    | 1-0  |
| Shoot 50 percent or better from the field .....    | 7-0  |
| Shoot below 50 percent from the field .....        | 19-4 |
| Opp. shoots 50 pct. or better from the field ..... | 0-0  |
| Opp. shoots below 50 pct. from the field .....     | 26-4 |
| Make more than 7 3-point goals .....               | 12-2 |
| Make 7 or fewer 3-point goals .....                | 14-2 |
| Attempt 20 or more 3-point field goals .....       | 16-1 |
| Attempt less than 20 3-point field goals .....     | 10-3 |
| Make more free throws than opponent .....          | 14-0 |
| Opponent makes more free throws .....              | 9-4  |
| Free throws made are even .....                    | 3-0  |
| Outrebound their opponent .....                    | 16-0 |
| Outrebounded by their opponent .....               | 7-4  |
| Rebounds are even .....                            | 3-0  |
| Bench outscore the opposing bench .....            | 19-2 |
| Bench points are even .....                        | 0-0  |
| Opponent bench outscore bench .....                | 7-2  |
| Commit fewer turnovers than opponent .....         | 21-1 |
| Commit more turnovers than opponent .....          | 3-1  |
| Turnovers are even .....                           | 2-2  |
| Lead with 5:00 remaining .....                     | 25-1 |
| Trail with 5:00 remaining .....                    | 1-3  |
| Tied with 5:00 remaining .....                     | 0-0  |
| Play an overtime game .....                        | 0-0  |
| 1-4 point margins .....                            | 2-1  |
| 5-10 point margins .....                           | 4-1  |
| 11-20 point margins .....                          | 9-2  |
| 21 or more point margins .....                     | 11-0 |
| vs. AP Top 25 teams .....                          | 3-3  |
| Play at home .....                                 | 13-1 |
| Play on the road .....                             | 7-1  |
| Play on a neutral court .....                      | 6-2  |
| Score 59 points or less .....                      | 0-2  |
| Score 60-69 points .....                           | 5-2  |
| Score 70-79 points .....                           | 11-0 |
| Score 80-89 points .....                           | 5-0  |
| Score 90 points or more .....                      | 5-0  |
| Allow 59 points or less .....                      | 13-1 |
| Allow 60-69 points .....                           | 9-1  |
| Allow 70-79 points .....                           | 4-2  |
| Allow 80-89 points .....                           | 0-0  |
| Allow 90 points or more .....                      | 0-0  |
| Play after a loss .....                            | 3-0  |
| Score the first point .....                        | 15-2 |
| November .....                                     | 2-0  |
| December .....                                     | 3-0  |
| January .....                                      | 11-0 |
| February .....                                     | 5-2  |
| March .....  | 5-2  |

Double-Figure  
Scoring Games

Evans - 29  
K. Smith - 19  
Van Lith - 18  
Cochran - 15  
Dixon - 11  
Balogun - 8  
Konno - 3  
Robinson - 1  
Parker - 1

Games Leading  
UofL in Scoring

Evans - 20  
K. Smith - 4  
Van Lith - 4  
Cochran - 3  
Dixon - 1

Games Leading  
UofL in Rebounding

Cochran - 16  
Van Lith - 7  
Robinson - 6  
Dixon - 5  
K. Smith - 2  
Balogun - 1

Games Leading  
UofL in Assists

Evans - 20  
Van Lith - 7  
Robinson - 7  
Balogun - 4  
K. Smith - 4  
Konno - 1

Scored Louisville's  
First Points

## Who

Cochran - 10  
K. Smith - 5  
Evans - 4  
Van Lith - 4  
Balogun - 3  
Dixon - 2  
Robinson - 2

## How

Jump Shot - 10  
Layup - 10  
3-pointer - 9  
Free throws - 1

## Double-Doubles

Cochran - 5  
Dixon - 1  
K. Smith - 1  
Van Lith - 1

## Jump Balls Controlled

UofL ..... 11  
Opponents ..... 19

## Starting Lineups

## W-L

|     |       |          |          |          |         |
|-----|-------|----------|----------|----------|---------|
| 6-0 | Evans | Van Lith | K. Smith | Balogun  | Cochran |
| 5-0 | Evans | Van Lith | Robinson | K. Smith | Dixon   |
| 5-0 | Evans | Van Lith | A. Smith | Balogun  | Cochran |
| 5-3 | Evans | Van Lith | Robinson | K. Smith | Cochran |
| 4-0 | Evans | Van Lith | Robinson | Balogun  | Cochran |
| 1-0 | Evans | Van Lith | Balogun  | Cochran  | Dixon   |
| 0-1 | Evans | Van Lith | K. Smith | Cochran  | Dixon   |

## Scoring Summary

|            | 1st Pd. | 2nd Pd. | 3rd Pd. | 4th Pd. | OT | Total |
|------------|---------|---------|---------|---------|----|-------|
| Louisville | 606     | 567     | 595     | 536     |    | 2,304 |
| Opponents  | 455     | 417     | 478     | 472     |    | 1,822 |

## Leads and Deficits

|   |   |
|---|---|
| Biggest Halftime Lead .....             | 31 (52-21) vs. Bellarmine (1/2)                               |
| Biggest Halftime Lead Blown .....       | 12 (38-26) vs. Stanford (3/30)                                |
| Biggest Halftime Deficit .....          | 12 (20-32) vs. NW (3/24)                                      |
| Biggest Halftime Deficit Overcome ..... | 12 (20-32) vs. NW (3/24)                                      |
| Biggest 2nd Half Lead .....             | 51 (116-65) at DePaul (12/4),<br>vs. Bellarmine (1/2)         |
| Biggest 2nd Half Lead Blown .....       | 14 (43-29) vs. Stanford (3/30)                                |
| Biggest 2nd Half Deficit .....          | 18 (47-65) vs. NC State (2/1)                                 |
| Biggest 2nd Half Deficit Overcome ..... | 14 (20-34) vs. NW (3/24)                                      |
| Biggest Overall Lead .....              | 51 (116-65) at DePaul (12/4),<br>(97-46) vs. Bellarmine (1/2) |
| Biggest Lead Blown .....                | 14 (43-29) vs. Stanford (3/30)                                |
| Biggest Overall Deficit .....           | 18 (47-65) vs. NC State (2/1),<br>(25-7) vs. NW (3/24)        |
| Biggest Deficit Overcome .....          | 18 (25-7) vs. NW (3/24)                                       |

## Home, Road, Quarter, and Half Statistics

|  |  |
|--|--|
| FG% in KFC Yum! Center .....               | .472 (424-898)                                       |
| FG% on the Road .....                      | .461 (230-499)                                       |
| 3-Pt. FG% in KFC Yum! Center .....         | .384 (127-331)                                       |
| 3-Pt. FG% on the Road .....                | .284 (42-148)  |
| FT% in KFC Yum! Center .....               | .783 (162-207)                                       |
| FT% on the Road .....                      | .808 (97-120)  |
| Scoring Avg. in KFC Yum! Center .....      | 81.2 (1137 pts.)                                     |
| Scoring Average on the Road .....          | 74.9 (599 pts.)                                      |
| Opp. Scoring Avg. in KFC Yum! Center ..... | 62.4 (874 pts.)                                      |
| Opp. Scoring Avg. on the Road .....        | 60.9 (487 pts.)                                      |
| Most 1st Quarter Points .....              | 30 at DePaul (12/4), vs. UNC (1/28)                  |
| Most 2nd Quarter Points .....              | 31 at DePaul (12/4)                                  |
| Most 3rd Quarter Points .....              | 40 at DePaul (12/4)                                  |
| Most 4th Quarter Points .....              | 33 vs. EKU (11/29)                                   |
| Fewest 1st Quarter Points .....            | 10 vs. NW (3/24),<br>vs. Oregon (3/28)               |
| Fewest 2nd Quarter Points .....            | 7 vs. NC State (2/1)                                 |
| Fewest 3rd Quarter Points .....            | 12 at VT (1/7), vs. WF (3/5),<br>vs. Stanford (3/30) |
| Fewest 4th Quarter Points .....            | 8 vs. UNC (1/28)                                     |

## Opponents' Quarter Breakdown

|                                 |                               |
|---------------------------------|-------------------------------|
| Fewest 1st Quarter Points ..... | 8 vs. Oregon (3/28)           |
| Fewest 2nd Quarter Points ..... | 6 vs. Oregon (3/28)           |
| Fewest 3rd Quarter Points ..... | 8 vs. NW (3/24)               |
| Fewest 4th Quarter Points ..... | 5 vs. Clemson (1/10)          |
| Most 1st Quarter Points .....   | 25 at BC (2/4), vs. NW (3/24) |
| Most 2nd Quarter Points .....   | 23 vs. Miami (1/26)           |
| Most 3rd Quarter Points .....   | 28 vs. Boston College (1/14)  |
| Most 4th Quarter Points .....   | 30 vs. Stanford (3/30)        |



## 2020-21 Louisville Women's Basketball Team Superlatives

| Louisville High   | Louisville Low  | Statistical Category           | Opponent High                                   | Opponent Low                                       |
|---|---|--------------------------------|---|--|
| 116 at DePaul (12/4)  | 56 vs. NC State (3/7)   | <b>Points</b>                  | 78 vs. Stanford (3/30)                          | 42 vs. Oregon (3/28)                               |
| 61 at DePaul (12/4)   | 20 vs. Northwestern (3/24)  | <b>First-Half Points</b>       | 38 at Boston College (2/4)                      | 14 vs. Oregon (3/28)                               |
| 58 vs. ECU (11/29)  | 24 vs. North Carolina (1/28)  | <b>Second-Half Points</b>      | 52 vs. Stanford (3/30)                          | 19 vs. Clemson (1/10)                              |
|   |   |                                |   | vs. Marist (3/22)                                  |
| 49 at DePaul (12/4)   | 19 vs. Northwestern (3/24)  | <b>Field Goals</b>             | 30 vs. Stanford (3/30)                          | 13 vs. Marist (3/22)                               |
| 83 vs. ECU (11/29)  | 52 vs. Miami (1/26)   | <b>Field Goal Attempts</b>     | 81 at DePaul (12/4)                             | 50 vs. UTM (1/5)                                   |
| .609 vs. Bellarmine (1/2)                                       | .350 at Florida State (2/21)  | <b>FG Percentage</b>           | .471 vs. Miami (1/26)                           | .232 vs. Marist (3/22)                             |
| 14 (14-36) vs. ECU (11/29)                                      | 2 (2-17) at SEMO (11/25)  | <b>3-Point Field Goals</b>     | 9 (9-18) at Boston College (2/4)                | 0 (0-19) vs. Clemson (1/10)                        |
| 36 vs. ECU (11/29)  | 14 vs. Georgia Tech (2/11), vs. Oregon (3/28)   | <b>3-Point Field Goal Att.</b> | 27 at DePaul (12/4)                             | 11 at Wake Forest (1/24)                           |
| .526 (10-19) vs. Stanford (3/30)                                | .118 (2-17) at SEMO (11/25)   | <b>3-Point FG Percentage</b>   | .500 at Boston College (2/4)                    | .000 (0-19) vs. Clemson (1/9)                      |
| 21 (21-27) vs. Miami (1/26)                                     | 0 (0-2) vs. Wake Forest (3/5)   | <b>Free Throws</b>             | 27 (27-38) at Florida State (2/21)              | 4 (4-7) at Duke (12/9),<br>(4-5) vs. Oregon (3/28) |
|   |   |                                |   | 5 vs. Oregon (3/28)                                |
| 29 vs. UTM (12/6)   | 2 vs. Wake Forest (3/5)   | <b>Free Throw Attempts</b>     | 38 at Florida State (2/21)                      | 5 vs. Oregon (3/28)                                |
| 1.000 (13-13) at Wake Forest (1/24),<br>(8-8) vs. Marist (3/22) | .000 (0-2) vs. Wake Forest (3/5)  | <b>Free Throw Percentage</b>   | 1.000 (12-12) vs. NC State (2/1)                | .471 (8-17) at Pittsburgh (2/18)                   |
| 25 vs. ECU (11/29)  | 6 vs. NC State (2/1)  | <b>Offensive Rebounds</b>      | 24 at Wake Forest (1/24)                        | 3 vs. UTM (12/6)                                   |
| 42 at DePaul (12/4)   | 19 at Wake Forest (1/24)  | <b>Defensive Rebounds</b>      | 32 vs. UTM (12/6)                               | 13 vs. Bellarmine (1/2)                            |
| 58 vs. ECU (11/29)  | 28 at Notre Dame (2/28)   | <b>Total Rebounds</b>          | 45 at Florida State (2/21), vs. Stanford (3/30) | 18 vs. Bellarmine (1/2)                            |
| 31 at DePaul (12/4)   | 7 vs. Oregon (3/28)   | <b>Fouls</b>                   | 23 vs. Miami (1/26)                             | 6 vs. Stanford (3/30)                              |
| 26 at DePaul (12/4)   | 6 vs. NC State (2/1)  | <b>Assists</b>                 | 18 vs. Georgia Tech (2/11)                      | 6 vs. Florida State (1/17)                         |
| 22 at DePaul (12/4)   | 6 vs. North Carolina (1/28)   | <b>Turnovers</b>               | 25 at Notre Dame (2/28)                         | 9 vs. Stanford (3/30)                              |
| 11 at DePaul (12/4)   | 0 vs. Miami (1/26), vs. Syracuse (3/6),<br>vs. NC State (3/7)                                       | <b>Blocked Shots</b>           | 7 vs. Stanford (3/30)                           | 0 by four teams                                    |
| 13 vs. ECU (11/29)  | 4 vs. Florida State (1/17), vs. Miami (1/26),<br>vs. North Carolina (1/28), vs. Northwestern (3/24) | <b>Steals</b>                  | 10 vs. Northwestern (3/24)                      | 1 vs. Syracuse (3/6)                               |

## 2020-21 Louisville Women's Basketball Individual Superlatives

|   | Louisville   | Opponent  |
|---|--|---|
| <b>Points</b>   | 29 by Dana Evans vs. UTM (1/5/20), vs. NC State (2/1/21),<br>at Pittsburgh (2/18/21), vs. Oregon (3/28/21)<br>Florida State (2/21/21)                                | 26 by Chelsey Perry vs. UTM (12/6/20), vs. UTM (1/5/21);<br>by Petra Holesinská vs. UNC (1/28/21); by Morgan Jones at                                 |
| <b>Field Goals Made</b><br>vs. Oregon (3/28/21)   | 11 by Dana Evans at Virginia Tech (1/7/21), at Pittsburgh (2/18/21),<br>vs. NC State (2/1/21)  | 10 by Petra Holesinská vs. UNC (1/28/21)  |
| <b>Field Goals Attempted</b>  | 22 by Dana Evans at Virginia Tech (1/7/21), at Wake Forest (1/24/21),<br>vs. NC State (2/1/21)   | 19 by Chelsey Perry vs. UTM (12/6/20)   |
| <b>Highest FG Pct. (min. 5 made)</b>  | 1.000 by Olivia Cochran (7-7) and Ramani Parker (5-5) vs. Bellarmine (1/2/21);<br>by Mykasa Robinson (5-5) at Notre Dame (2/28/21)                                   | 1.000 (6-6) by Ashten Prechtel vs. Stanford (3/30/21)   |
| <b>3-Point Field Goals Made</b><br>(6-11) by Hailey Van Lith vs. Syracuse (1/21/21), (6-10) vs. Wake Forest (3/5/21) at Boston College (2/4/21); by Gabby Green at Pittsburgh (2/18/21) | 6 (6-7) by Dana Evans vs. UTM (1/5/21), (6-8) vs. Stanford (3/30/21)<br>vs. Wake Forest (3/5/21) at Boston College (2/4/21); by Gabby Green at Pittsburgh (2/18/21)  | 5 by Petra Holesinská vs. UNC (1/28/21); by Makalya Dickens   |
| <b>3-Point Field Goals Attempted</b>  | 11 by Hailey Van Lith vs. Syracuse (1/21/21);<br>by Dana Evans vs. Notre Dame (2/7/21)   | 10 by Petra Holesinská vs. UNC (1/28/21)  |
| <b>3-Point FG Pct. (min. 3 made)</b>  | .857 (6-7) by Dana Evans vs. UTM (1/5/21)  | 1.000 (3-3) by Ashten Prechtel vs. Stanford (3/30/21)   |
| <b>Free Throws Made</b>   | 9 (9-10) by Olivia Cochran at SEMO (11/25/20);<br>(9-12) by Elizabeth Dixon vs. Miami (1/26/21)  | 12 (12-15) by Darrione Rogers at DePaul (12/4/20);<br>(12-15) by Morgan Jones at Florida State (2/21/21)  |
| <b>Free Throws Attempted</b>  | 12 (9-12) by Elizabeth Dixon vs. Miami (1/26/21)<br>(12-15) by Morgan Jones at Florida State (2/21/21)   | 15 (12-15) by Darrione Rogers at DePaul (12/4/20);  |
| <b>Free Throw Pct. (min. 6 made)</b>  | 1.000 (7-7) by Dana Evans at Wake Forest (1/24/20),<br>(8-8) vs. Miami (1/26/20), (8-8) vs. Georgia Tech (2/11/20);<br>(6-6) by Olivia Cochran vs. Syracuse (3/6/21) | 1.000 (6-6) by Alice Recanati vs. ECU (11/29/20);<br>(8-8) by Jada Boyd vs. NC State (2/1/21);<br>(8-8) by Kierra Fletcher vs. Georgia Tech (2/11/21) |
| <b>Offensive Rebounds</b>   | 6 by Olivia Cochran at Duke (12/9/20)  | 7 by Olivia Summiel at Wake Forest (1/24/21)  |
| <b>Defensive Rebounds</b>   | 10 by Olivia Cochran vs. Northwestern (3/24/21)  | 9 by Alyssa Ustby vs. UNC (1/28/21); by Kayla Jones vs. NC State (2/1/21)   |
| <b>Total Rebounds</b>   | 15 by Olivia Cochran vs. Northwestern (3/24/21)  | 13 by Ivana Raca at Wake Forest (1/24/21);<br>by Kayla Jones vs. NC State (2/1/21)  |
| <b>Turnovers</b>  | 5 by Hailey Van Lith at Wake Forest (1/24/21), at Boston College (2/4/21);<br>by Olivia Cochran vs. NC State (2/1/21)  | 8 by Alice Recanati vs. ECU (11/29/20)  |
| <b>Assists</b>  | 8 by Dana Evans vs. Florida State (1/17/21)  | 11 by Tiana Mangakahia vs. Syracuse (1/21/21)   |
| <b>Blocked Shots</b><br>by Elizabeth Dixon vs. NC State (2/1/21), at Florida State (2/21/21)  | 4 by Elizabeth Balogun at DePaul (12/4/20), vs. NKU (1/1/21);<br>by Elizabeth Dixon vs. NC State (2/1/21), at Florida State (2/21/21)                                | 4 by Cameron Brink vs. Stanford (3/30/21)   |
| <b>Steals</b>   | 6 by Norika Konno vs. Marist (3/22/21)   | 4 by Kiana Williams vs. Stanford (3/30/21)  |
| <b>Minutes Played (regulation game)</b><br>vs. NC State (2/1/21)  | 40 by Dana Evans vs. Syracuse (1/21/21), at Wake Forest (1/24/21),<br>vs. NC State (2/1/21)  | 40 by nine players  |
| <b>Minutes Played (overtime game)</b>   |  |   |

## Louisville in the NCAA Tournament

■ Louisville made its 23rd NCAA Tournament appearance in 2021. The Cardinals reached the NCAA Tournament for the 10th-consecutive season - 12th overall under head coach Jeff Walz. Louisville has moved on to the Sweet 16 10 times and advanced to the NCAA Final Four three times since 2009.

■ UofL has the fourth-most NCAA Final Four appearances since 2009 (*chart right*).

■ UofL head coach Jeff Walz boasts a 33-12 record (.733) in NCAA Tournament games, which ranks sixth all-time in winning percentage (NCAA minimum of 20 games)\*. Among active coaches, he ranks fourth.

■ Louisville is a No. 2 seed in the NCAA Tournament for the first time in program history.

■ UofL played 11 games against teams that participated in this year's NCAA Tournament, boasting an 8-3 record (defeated: 5-Georgia Tech (2x), 7-Virginia Tech, 8-Syracuse, 9-Florida State, 9-Wake Forest (2x), 10-North Carolina; lost to 1-NC State (2x), 9-Florida State).

■ Eight ACC teams were selected to compete in the 2021 NCAA Tournament, the most of any conference. Florida State, Georgia Tech, Louisville, North Carolina, NC State, Syracuse, Virginia Tech and Wake Forest earned bids to participate in this year's event.

It marks the third consecutive NCAA Tournament that the ACC has had eight teams selected, leading all conferences each year. In the last four NCAA Tournaments, ACC teams have earned 31 selections to compete in the field, also the most of any conference.

■ UofL has advanced to 10 NCAA Sweet 16's in school history and eight in the last 10 tournaments. All 10 Sweet 16 appearances have occurred under the guidance of head coach Jeff Walz. Louisville is one of 6 programs to reach the NCAA Sweet 16 at least eight times since 2010.

### Most NCAA Final Four Appearances Since 2009

|                        |          |
|------------------------|----------|
| Connecticut.....       | 12       |
| Stanford.....          | 7        |
| Notre Dame.....        | 6        |
| <b>Louisville.....</b> | <b>3</b> |
| Baylor.....            | 3        |
| South Carolina.....    | 3        |
| Maryland.....          | 2        |
| Oklahoma.....          | 2        |
| Mississippi State..... | 2        |
| California.....        | 1        |
| Oregon State.....      | 1        |
| Syracuse.....          | 1        |
| Texas A&M.....         | 1        |
| Washington.....        | 1        |
| Oregon.....            | 1        |

### UofL in the NCAA Tournament

|                                     |       |
|-------------------------------------|-------|
| NCAA Tournament Appearances.....    | 23    |
| All-Time NCAA Tourn. Record.....    | 37-23 |
| Sweet 16 Appearances.....           | 10    |
| Elite Eight Appearances.....        | 6     |
| Final Four Appearances.....         | 3     |
| Championship Appearances.....       | 2     |
| Walz's NCAA Tourn. Appearances..... | 12    |
| Walz's Tournament Record.....       | 33-12 |
| Walz Sweet 16 Appearances.....      | 10    |
| Walz Elite Eight Appearances.....   | 6     |
| Walz Final Four Appearances.....    | 3     |
| Walz Championship Appearances.....  | 2     |

### Most NCAA Sweet 16 Appearances Since 2011

|                  |    |                        |          |
|------------------|----|------------------------|----------|
| Baylor.....      | 11 | <b>Louisville.....</b> | <b>8</b> |
| Connecticut..... | 11 | S. Carolina.....       | 8        |
| Stanford.....    | 11 | Tennessee.....         | 7        |
| Notre Dame.....  | 10 |                        |          |

## Louisville's Seeding in the NCAA Tournament

Louisville owns a 26-5 record in the NCAA Tournament when the Cardinals are the higher seed. As a lower seed, Louisville has produced an 11-17 mark, and the Cardinals are 0-1 when facing the same seed in the NCAA Tournament.

### Seed Year (NCAA Round Reached)

|             |   |
|-------------|---|
| No. 1.....  | 2018 (Final Four), 2019 (Elite Eight)   |
| No. 2.....  | 2021 (Elite Eight)  |
| No. 3.....  | 2009 (national runner-up), 2014 (Elite Eight), 2015 (Sweet 16), 2016 (second round) |
| No. 4.....  | 2008 (Sweet 16), 2017 (Sweet 16)  |
| No. 5.....  | 2013 (national runner-up)   |
| No. 6.....  | 2007 (second round)   |
| No. 7.....  | 1983 (first round), 2011 (Sweet 16), 2012 (second round)                            |
| No. 8.....  | 1984 (first round)  |
| No. 9.....  | 2005 (first round), 2006 (first round)  |
| No. 10..... | 1997 (first round), 1998 (second round), 1999 (first round)                         |
| No. 11..... | 1993 (second round), 1995 (second round)  |
| No. 13..... | 2001 (first round)  |

## NCAA Tournament

### UofL Record by Seedings

| As Seed     | Record | Years                  |
|-------------|--------|------------------------|
| No. 1.....  | 7-2    | 2018, 2019             |
| No. 2.....  | 3-1    | 2021                   |
| No. 3.....  | 11-4   | 2009, 2014, 2015, 2016 |
| No. 4.....  | 4-2    | 2008, 2017             |
| No. 5.....  | 5-1    | 2013                   |
| No. 6.....  | 1-1    | 2007                   |
| No. 7.....  | 3-3    | 1983, 2011, 2012       |
| No. 8.....  | 0-1    | 1984                   |
| No. 9.....  | 0-2    | 2005, 2006             |
| No. 10..... | 1-3    | 1997, 1998, 1999       |
| No. 11..... | 2-2    | 1993, 1995             |
| No. 12..... | 0-0    | Never                  |
| No. 13..... | 0-1    | 2001                   |
| No. 14..... | 0-0    | Never                  |
| No. 15..... | 0-0    | Never                  |
| No. 16..... | 0-0    | Never                  |

### UofL Record vs. Seeded Teams

| vs. Seed    | Record | Years  |
|-------------|--------|--|
| No. 1.....  | 3-7    | 1984, 2008, 2009 (3x), 2013, 2017, 2018, 2021  |
| No. 2.....  | 4-4    | 1983, 1998, 2009, 2011, 2012, 2013 (2x), 2019  |
| No. 3.....  | 0-3    | 1993, 1995, 2007                               |
| No. 4.....  | 3-2    | 2001, 2013, 2014, 2018, 2019                   |
| No. 5.....  | 2-0    | 2008, 2017                                     |
| No. 6.....  | 7-1    | 1993, 1995, 2009, 2014, 2015, 2016, 2018, 2021 |
| No. 7.....  | 3-3    | 1997, 1998, 1999, 2014, 2015, 2021             |
| No. 8.....  | 2-2    | 2005, 2006, 2018, 2019                         |
| No. 9.....  | 0-0    | Never  |
| No. 10..... | 2-0    | 2011, 2012                                     |
| No. 11..... | 1-1    | 2007, 2011                                     |
| No. 12..... | 1-0    | 2013   |
| No. 13..... | 2-0    | 2008, 2017                                     |
| No. 14..... | 4-0    | 2009, 2014, 2015, 2016                         |
| No. 15..... | 1-0    | 2021   |
| No. 16..... | 2-0    | 2018, 2019                                     |

|                                |       |
|--------------------------------|-------|
| Record as the Higher Seed..... | 26-5  |
| Record as the Lower Seed.....  | 11-17 |
| Record as Same Seed.....       | 0-1   |
| in First Round.....            | 16-7  |
| in Second Round.....           | 10-6  |
| in Sweet 16.....               | 6-4   |
| in Elite Eight.....            | 3-3   |
| in Final Four.....             | 2-1   |
| in Championship.....           | 0-2   |

### Coach Jeff Walz's Record ...

|                         |      |
|-------------------------|------|
| as the Higher Seed..... | 25-5 |
| as the Lower Seed.....  | 8-6  |
| as the Same Seed.....   | 0-1  |
| in First Round.....     | 12-0 |
| in Second Round.....    | 10-2 |
| in Sweet 16.....        | 6-4  |
| in Elite Eight.....     | 3-2  |
| in Final Four.....      | 2-1  |
| in Championship.....    | 0-2  |



## Louisville NCAA Tournament Appearances

### 1983

March 17 (Mideast Region | Austin, Texas)  
1st Round | 2. Texas 84, 7. Louisville 55

### 1984

March 17 (Mideast Region | Athens, Ga.)  
1st Round | 1. Georgia 112, 8. Louisville 69

### 1993

March 17 (Mideast Region | Storrs, Conn.)  
1st Round | 11. Louisville 74, 6. UConn 71  
March 21 (Mideast Region | Auburn, Ala.)  
2nd Round | 3. Auburn 66, 11. Louisville 61

### 1995

March 17 (Midwest Region | Athens, Ga.)  
1st Round | 11. Louisville 67, 6. Oregon 65  
March 21 (Midwest Region | Athens, Ga.)  
2nd Round | 3. Georgia 81, 11. Louisville 68

### 1997

March 14 (Mideast Region | Ruston, La.)  
1st Round | 7. Auburn 68, 10. Louisville 65

### 1998

March 14 (West Region | Durham, N.C.)  
1st Round | 10. Louisville 69, 7. Utah 61  
March 16 (West Region | Durham, N.C.)  
2nd Round | 2. Duke 69, 10. Louisville 53

### 1999

March 12 (Mideast Region | Clemson, S.C.)  
1st Round | 7. Illinois 69, 10. Louisville 67

### 2001

March 12 (Mideast Region | Cincinnati, Ohio)  
1st Round | 4. Xavier 80, 13. Louisville 52

### 2005

March 19 (Kansas City Region | Minneapolis, Minn.)  
1st Round | 8. USC 65, 9. Louisville 49

### 2006

March 18 (Cleveland Region | Nashville, Tenn.)  
1st Round | 8. Vanderbilt 76, 9. Louisville 64

### 2007

March 17 (Greensboro Region | Los Angeles, Calif.)  
1st Round | 6. Louisville 80, 11. BYU 54  
March 19 (Greensboro Region | Los Angeles, Calif.)  
2nd Round | 3. Arizona State 67, 6. Louisville 58

### 2008

March 23 (New Orleans Region | Bridgeport, Conn.)  
1st Round | 4. Louisville 81, 13. Miami (OH) 67  
March 25 (New Orleans Region | Bridgeport, Conn.)  
2nd Round | 4. Louisville 80, 5. Kansas St. 63  
March 29 (New Orleans Region | New Orleans, La.)  
Sweet 16 | 1. North Carolina 78, 4. Louisville 74

### 2009

March 22 (Raleigh Region | Baton Rouge, La.)  
1st Round | 3. Louisville 62, 14. Liberty 42  
March 24 (Raleigh Region | Baton Rouge, La.)  
2nd Round | 3. Louisville 62, 6. LSU 52  
March 28 (Raleigh Region | Raleigh, N.C.)  
Sweet 16 | 3. Louisville 56, 2. Baylor 39  
March 30 (Raleigh Region | Raleigh, N.C.)  
Elite Eight | 3. Louisville 77, 1. Maryland 60  
April 5 (NCAA Final Four | St. Louis, Mo.)  
Semifinal | 3. Louisville 61, 1. Oklahoma 59  
April 7 (NCAA Championship | St. Louis, Mo.)  
Championship | 1. Connecticut 76, 3. Louisville 54

### 2011

March 20 (Spokane Region | Cincinnati, Ohio)  
1st Round | 7. Louisville 81, 10. Vanderbilt 62  
March 22 (Spokane Region | Cincinnati, Ohio)  
2nd Round | 7. Louisville 85, 2. Xavier 75  
March 26 (Spokane Region | Spokane, Wash.)  
Sweet 16 | 11. Gonzaga 76, 7. Louisville 69

### 2012

March 17 (Spokane Region | College Park, Md.)  
1st Round | 7. Louisville 67, 10. Michigan State 55  
March 19 (Spokane Region | College Park, Md.)  
2nd Round | 2. Maryland 72, 7. Louisville 68

### 2013

March 24 (Oklahoma City Region | Louisville, Ky.)  
1st Round | 5. Louisville 74, 12. Middle Tennessee 49  
March 26 (Oklahoma City Region | Louisville, Ky.)  
2nd Round | 5. Louisville 76, 4. Purdue 63  
March 31 (Oklahoma City Region | Oklahoma City, Okla.)  
Sweet 16 | 5. Louisville 82, 1. Baylor 81  
April 2 (Oklahoma City Region | Oklahoma City, Okla.)  
Elite Eight | 5. Louisville 86, 2. Tennessee 78  
April 7 (NCAA Final Four | New Orleans, La.)  
Semifinal | 5. Louisville 64, 2. California 57  
April 9 (NCAA Championship | New Orleans, La.)  
Championship | 1. Connecticut 93, 5. Louisville 60

### 2014

March 23 (Louisville Region | Iowa City, Iowa)  
1st Round | 3. Louisville 88, 14. Idaho 42  
March 25 (Louisville Region | Iowa City, Iowa)  
2nd Round | 3. Louisville 83, 6. Iowa 53  
March 30 (Louisville Region | Louisville, Ky.)  
Sweet 16 | 3. Louisville 73, 7. LSU 47  
April 1 (Louisville Region | Louisville, Ky.)  
Elite Eight | 4. Maryland 76, 3. Louisville 73

### 2015

March 21 (Albany Region | Tampa, Fla.)  
1st Round | 3. Louisville 86, 14. BYU 53  
March 23 (Albany Region | Tampa, Fla.)  
2nd Round | 3. Louisville 60, 6. USF 52  
March 28 (Albany Region | Albany, N.Y.)  
Sweet 16 | 7. Dayton 82, 3. Louisville 66

### 2016

March 18 (Dallas Region | Louisville, Ky.)  
1st Round | 3. Louisville 87, 14. Central Arkansas 60  
March 20 (Dallas Region | Louisville, Ky.)  
2nd Round | 6. DePaul 73, 3. Louisville 72

### 2017

March 18 (Oklahoma City Region | Louisville, Ky.)  
1st Round | 4. Louisville 82, 13. Chattanooga 62  
March 20 (Oklahoma City Region | Louisville, Ky.)  
2nd Round | 4. Louisville 75, 5. Tennessee 64  
March 24 (Oklahoma City Region | Oklahoma City, Okla.)  
Sweet 16 | 1. Baylor 97, 4. Louisville 63

### 2018

March 16 (Lexington Region | Louisville, Ky.)  
1st Round | 1. Louisville 74, 16. Boise State 42  
March 18 (Lexington Region | Louisville, Ky.)  
2nd Round | 1. Louisville 90, 8. Marquette 72  
March 23 (Lexington Region | Lexington, Ky.)  
Sweet 16 | 1. Louisville 86, 4. Stanford 59  
March 25 (Lexington Region | Lexington, Ky.)  
Elite Eight | 1. Louisville 76, 6. Oregon State 43  
March 30 (Lexington Region | Columbus, Ohio)  
Final Four | 1. Mississippi State 73, 1. Louisville 63 (OT)

### 2019

March 22 (Albany Region | Louisville, Ky.)  
1st Round | 1. Louisville 69, 16. Robert Morris 34  
March 22 (Albany Region | Louisville, Ky.)  
2nd Round | 1. Louisville 71, 8. Michigan 50  
March 29 (Albany Region | Albany, NY)  
Sweet 16 | 1. Louisville 61, 4. Oregon State 44  
March 31 (Albany Region | Albany, NY)  
Elite Eight | 2. Connecticut 80, 1. Louisville 73

### 2020

No NCAA Tournament

### 2021

March 22 (Alamo Region | San Antonio, Texas)  
1st Round | 2. Louisville 74, 15. Marist 43  
March 24 (Alamo Region | San Antonio, Texas)  
2nd Round | 2. Louisville 62, 7. Northwestern 53  
March 28 (Alamo Region | San Antonio, Texas)  
Sweet 16 | 2. Louisville 60, 6. Oregon 42  
March 30 (Alamo Region | San Antonio, Texas)  
Elite Eight | 1. Stanford 78, 2. Louisville 63

## Louisville Individual Career NCAA Tournament Statistics

## Elizabeth Balogun

|         |       |         | Total  |      | 3-Point |      | F-Throws |       |     | Rebounds |     |     |    |    |     |    |     |     |     |     | Scoring |  |
|---------|-------|---------|--------|------|---------|------|----------|-------|-----|----------|-----|-----|----|----|-----|----|-----|-----|-----|-----|---------|--|
| Season  | gp-gs | min/avg | fg-fga | pct  | fg-fga  | pct  | ft-fta   | pct   | off | def      | tot | avg | pf | fo | ast | to | blk | stl | pts | avg |         |  |
| 2020-21 | 4-0   | 54/13.5 | 2-13   | .154 | 1-7     | .143 | 2-2      | 1.000 | 0   | 12       | 12  | 3.0 | 5  | 0  | 5   | 4  | 6   | 1   | 7   | 1.8 |         |  |
| TOTAL   | 4-0   | 54/13.5 | 2-13   | .154 | 1-7     | .143 | 2-2      | 1.000 | 0   | 12       | 12  | 3.0 | 5  | 0  | 5   | 4  | 6   | 1   | 7   | 1.8 |         |  |

## Olivia Cochran

|         |       |         | Total  |      | 3-Point |      | F-Throws |      | Rebounds |     |     |     |    |    |     |    |     |     |     | Scoring |  |
|---------|-------|---------|--------|------|---------|------|----------|------|----------|-----|-----|-----|----|----|-----|----|-----|-----|-----|---------|--|
| Season  | gp-gs | min/avg | fg-fga | pct  | fg-fga  | pct  | ft-fta   | pct  | off      | def | tot | avg | pf | fo | ast | to | blk | stl | pts | avg     |  |
| 2020-21 | 4-4   | 86/21.5 | 6-27   | .222 | 0-1     | .000 | 7-9      | .778 | 11       | 22  | 33  | 8.3 | 6  | 0  | 4   | 7  | 2   | 0   | 19  | 4.8     |  |
| TOTAL   | 4-4   | 86/21.5 | 6-27   | .222 | 0-1     | .000 | 7-9      | .778 | 11       | 22  | 33  | 8.3 | 6  | 0  | 4   | 7  | 2   | 0   | 19  | 4.8     |  |

## Elizabeth Dixon

|         |       |         | Total  |      | 3-Point |      | F-Throws |      | Rebounds |     |     |     |    |    |     |    |     |     |     | Scoring |  |
|---------|-------|---------|--------|------|---------|------|----------|------|----------|-----|-----|-----|----|----|-----|----|-----|-----|-----|---------|--|
| Season  | gp-gs | min/avg | fg-fga | pct  | fg-fga  | pct  | ft-fta   | pct  | off      | def | tot | avg | pf | fo | ast | to | blk | stl | pts | avg     |  |
| 2020-21 | 4-0   | 56/14.0 | 6-18   | .333 | 0-0     | .000 | 0-0      | .000 | 5        | 10  | 15  | 3.8 | 10 | 0  | 2   | 2  | 4   | 1   | 12  | 3.0     |  |
| TOTAL   | 4-0   | 56/14.0 | 6-18   | .333 | 0-0     | .000 | 0-0      | .000 | 5        | 10  | 15  | 3.8 | 10 | 0  | 2   | 2  | 4   | 1   | 12  | 3.0     |  |

## Dana Evans

|         |       |          | Total  |      | 3-Point |      | F-Throws |      | Rebounds |     |     |     |    |    |     |    |     |     |     | Scoring |  |
|---------|-------|----------|--------|------|---------|------|----------|------|----------|-----|-----|-----|----|----|-----|----|-----|-----|-----|---------|--|
| Season  | gp-gs | min/avg  | fg-fga | pct  | fg-fga  | pct  | ft-fta   | pct  | off      | def | tot | avg | pf | fo | ast | to | blk | stl | pts | avg     |  |
| 2017-18 | 5-0   | 95/19.0  | 13-27  | .481 | 1-6     | .167 | 4-6      | .667 | 2        | 8   | 10  | 2.0 | 11 | 0  | 12  | 5  | 0   | 2   | 31  | 6.2     |  |
| 2018-19 | 4-0   | 99/24.8  | 13-34  | .382 | 5-14    | .357 | 6-8      | .750 | 3        | 10  | 13  | 3.3 | 7  | 0  | 9   | 6  | 0   | 9   | 37  | 9.3     |  |
| 2020-21 | 4-4   | 136/34.0 | 31-74  | .419 | 12-34   | .353 | 8-14     | .571 | 1        | 8   | 9   | 2.3 | 11 | 0  | 7   | 9  | 0   | 4   | 82  | 20.5    |  |
| TOTAL   | 13-4  | 330/25.4 | 57-135 | .422 | 18-54   | .333 | 18-28    | .643 | 6        | 26  | 32  | 2.5 | 29 | 0  | 28  | 20 | 0   | 15  | 150 | 11.5    |  |

## Norika Konno

|         |       |         | Total  |      | 3-Point |      | F-Throws |       | Rebounds |     |     |     |    |    |     |    |     |     |     | Scoring |  |
|---------|-------|---------|--------|------|---------|------|----------|-------|----------|-----|-----|-----|----|----|-----|----|-----|-----|-----|---------|--|
| Season  | gp-gs | min/avg | fg-fga | pct  | fg-fga  | pct  | ft-fta   | pct   | off      | def | tot | avg | pf | fo | ast | to | blk | stl | pts | avg     |  |
| 2020-21 | 4-0   | 49/12.3 | 4-10   | .400 | 2-6     | .333 | 2-2      | 1.000 | 2        | 3   | 5   | 1.3 | 6  | 0  | 3   | 5  | 0   | 6   | 12  | 3.0     |  |
| TOTAL   | 4-0   | 49/12.3 | 4-10   | .400 | 2-6     | .333 | 2-2      | 1.000 | 2        | 3   | 5   | 1.3 | 6  | 0  | 3   | 5  | 0   | 6   | 12  | 3.0     |  |

## Hailey Van Lith

|         |       |          | Total  |      | 3-Point |      | F-Throws |       | Rebounds |     |     |     |    |    |     |    |     |     |     | Scoring |  |
|---------|-------|----------|--------|------|---------|------|----------|-------|----------|-----|-----|-----|----|----|-----|----|-----|-----|-----|---------|--|
| Season  | gp-gs | min/avg  | fg-fga | pct  | fg-fga  | pct  | ft-fta   | pct   | off      | def | tot | avg | pf | fo | ast | to | blk | stl | pts | avg     |  |
| 2020-21 | 4-4   | 127/31.8 | 18-34  | .529 | 5-14    | .357 | 4-4      | 1.000 | 2        | 9   | 11  | 2.8 | 5  | 0  | 7   | 8  | 1   | 5   | 45  | 11.3    |  |
| TOTAL   | 4-4   | 127/31.8 | 18-34  | .529 | 5-14    | .357 | 4-4      | 1.000 | 2        | 9   | 11  | 2.8 | 5  | 0  | 7   | 8  | 1   | 5   | 45  | 11.3    |  |

## Ramani Parker

|         |       |         | Total  |      | 3-Point |      | F-Throws |      | Rebounds |     |     |     |    |    |     |    |     |     |     | Scoring |  |
|---------|-------|---------|--------|------|---------|------|----------|------|----------|-----|-----|-----|----|----|-----|----|-----|-----|-----|---------|--|
| Season  | gp-gs | min/avg | fg-fga | pct  | fg-fga  | pct  | ft-fta   | pct  | off      | def | tot | avg | pf | fo | ast | to | blk | stl | pts | avg     |  |
| 2020-21 | 1-0   | 6/6.0   | 0-0    | .000 | 0-0     | .000 | 0-0      | .000 | 0        | 1   | 1   | 1.0 | 1  | 0  | 0   | 0  | 0   | 0   | 0   | 0.0     |  |
| TOTAL   | 1-0   | 6/6.0   | 0-0    | .000 | 0-0     | .000 | 0-0      | .000 | 0        | 1   | 1   | 1.0 | 1  | 0  | 0   | 0  | 0   | 0   | 0   | 0.0     |  |

## Louisville Individual Career NCAA Tournament Statistics

## Mykasa Robinson

|         |       |          | Total  |      | 3-Point |      | F-Throws |      | Rebounds |     |     |     |    |    |     |    |     |     |     | Scoring |  |
|---------|-------|----------|--------|------|---------|------|----------|------|----------|-----|-----|-----|----|----|-----|----|-----|-----|-----|---------|--|
| Season  | gp-gs | min/avg  | fg-fga | pct  | fg-fga  | pct  | ft-fa    | pct  | off      | def | tot | avg | pf | fo | ast | to | blk | stl | pts | avg     |  |
| 2018-19 | 4-1   | 34/8.5   | 0-3    | .000 | 0-0     | .000 | 3-4      | .750 | 3        | 3   | 6   | 1.5 | 1  | 0  | 3   | 1  | 0   | 1   | 3   | 0.8     |  |
| 2020-21 | 4-4   | 107/26.8 | 8-18   | .444 | 0-0     | .000 | 4-5      | .800 | 12       | 19  | 31  | 7.8 | 7  | 0  | 9   | 4  | 3   | 6   | 20  | 5.0     |  |
| TOTAL   | 8-5   | 141/17.6 | 8-21   | .381 | 0-0     | .000 | 7-9      | .778 | 15       | 22  | 37  | 4.6 | 8  | 0  | 12  | 5  | 3   | 7   | 23  | 2.9     |  |

## Merissah Russell

|         |       |         | Total  |      | 3-Point |      | F-Throws |      | Rebounds |     |     |     |    |    |     |    |     |     |     | Scoring |  |
|---------|-------|---------|--------|------|---------|------|----------|------|----------|-----|-----|-----|----|----|-----|----|-----|-----|-----|---------|--|
| Season  | gp-gs | min/avg | fg-fga | pct  | fg-fga  | pct  | ft-fa    | pct  | off      | def | tot | avg | pf | fo | ast | to | blk | stl | pts | avg     |  |
| 2020-21 | 2-0   | 8/4.0   | 0-0    | .000 | 0-0     | .000 | 0-0      | .000 | 1        | 2   | 3   | 1.5 | 0  | 0  | 0   | 1  | 0   | 0   | 0   | 0.0     |  |
| TOTAL   | 2-0   | 8/4.0   | 0-0    | .000 | 0-0     | .000 | 0-0      | .000 | 1        | 2   | 3   | 1.5 | 0  | 0  | 0   | 1  | 0   | 0   | 0   | 0.0     |  |

## Ahlana Smith

|          |       |         | Total  |      | 3-Point |      | F-Throws |      | Rebounds |     |     |     |    |    |     |    |     |     | Scoring |     |
|----------|-------|---------|--------|------|---------|------|----------|------|----------|-----|-----|-----|----|----|-----|----|-----|-----|---------|-----|
| Season   | gp-gs | min/avg | fg-fga | pct  | fg-fga  | pct  | ft-fa    | pct  | off      | def | tot | avg | pf | fo | ast | to | blk | stl | pts     | avg |
| 2018-19* | 2-0   | 13/6.5  | 1-4    | .250 | 0-3     | .000 | 0-0      | .000 | 0        | 1   | 1   | 0.5 | 2  | 0  | 0   | 0  | 0   | 0   | 2       | 1.0 |
| 2020-21  | 4-0   | 43/10.8 | 6-9    | .667 | 1-2     | .500 | 0-0      | .000 | 1        | 4   | 5   | 1.3 | 3  | 0  | 2   | 2  | 0   | 2   | 13      | 3.3 |
| TOTAL    | 4-0   | 43/10.8 | 6-9    | .667 | 1-2     | .500 | 0-0      | .000 | 1        | 4   | 5   | 1.3 | 3  | 0  | 2   | 2  | 0   | 2   | 13      | 3.3 |
| All*     | 6-0   | 56/9.3  | 7-13   | .538 | 1-5     | .200 | 0-0      | .000 | 1        | 5   | 6   | 1.0 | 5  | 0  | 2   | 2  | 0   | 2   | 15      | 2.5 |

\* Statistics from prior team/school

## Kianna Smith

|          |       |          | Total  |      | 3-Point |      | F-Throws |       | Rebounds |     |     |     |    |    |     |    |     |     |     | Scoring |  |
|----------|-------|----------|--------|------|---------|------|----------|-------|----------|-----|-----|-----|----|----|-----|----|-----|-----|-----|---------|--|
| Season   | gp-gs | min/avg  | fg-fga | pct  | fg-fga  | pct  | ft-fa    | pct   | off      | def | tot | avg | pf | fo | ast | to | blk | stl | pts | avg     |  |
| 2017-18* | 1-1   | 39/39.0  | 9-14   | .643 | 2-3     | .667 | 0-0      | .000  | 1        | 3   | 4   | 4.0 | 2  | 0  | 8   | 3  | 0   | 1   | 20  | 20.0    |  |
| 2018-19* | 2-2   | 67/33.5  | 10-22  | .455 | 4-11    | .364 | 2-4      | .500  | 1        | 3   | 4   | 2.0 | 5  | 0  | 5   | 3  | 1   | 2   | 26  | 13.0    |  |
| 2020-21  | 4-4   | 123/30.8 | 16-38  | .421 | 8-17    | .471 | 4-4      | 1.000 | 6        | 17  | 23  | 5.8 | 6  | 0  | 6   | 6  | 1   | 1   | 44  | 11.0    |  |
| TOTAL    | 4-4   | 123/30.8 | 16-38  | .421 | 8-17    | .471 | 4-4      | 1.000 | 6        | 17  | 23  | 5.8 | 6  | 0  | 6   | 6  | 1   | 1   | 44  | 11.0    |  |
| All*     | 7-7   | 229/32.7 | 35-74  | .473 | 14-31   | .452 | 6-8      | .750  | 8        | 23  | 31  | 4.4 | 13 | 0  | 19  | 12 | 2   | 4   | 90  | 12.9    |  |

\* Statistics from prior team/school

## Malea Williams

|         |       |         | Total  |       | 3-Point |       | F-Throws |      | Rebounds |     |     |     |    |    |     |    |     |     |     | Scoring |  |
|---------|-------|---------|--------|-------|---------|-------|----------|------|----------|-----|-----|-----|----|----|-----|----|-----|-----|-----|---------|--|
| Season  | gp-gs | min/avg | fg-fga | pct   | fg-fga  | pct   | ft-fa    | pct  | off      | def | tot | avg | pf | fo | ast | to | blk | stl | pts | avg     |  |
| 2020-21 | 2-0   | 5/2.5   | 2-2    | 1.000 | 1-1     | 1.000 | 0-0      | .000 | 0        | 0   | 0   | 0.0 | 1  | 0  | 0   | 1  | 1   | 0   | 5   | 2.5     |  |
| TOTAL   | 2-0   | 5/2.5   | 2-2    | 1.000 | 1-1     | 1.000 | 0-0      | .000 | 0        | 0   | 0   | 0.0 | 1  | 0  | 0   | 1  | 1   | 0   | 5   | 2.5     |  |



## Louisville Year-by-Year Records

| Year    | Head Coach                | Won | Lost | Pct  |
|---------|---------------------------|-----|------|------|
| 1975-76 | Terry Hall                | 12  | 11   | .522 |
| 1976-77 | Terry Hall                | 15  | 7    | .682 |
| 1977-78 | Terry Hall                | 18  | 9    | .667 |
| 1978-79 | Terry Hall                | 17  | 10   | .630 |
| 1979-80 | Terry Hall                | 17  | 17   | .500 |
| 1980-81 | Peggy Fiehrer             | 14  | 14   | .500 |
| 1981-82 | Peggy Fiehrer             | 19  | 8    | .704 |
| 1982-83 | Peggy Fiehrer             | 20  | 10   | .667 |
| 1983-84 | Peggy Fiehrer             | 15  | 16   | .484 |
| 1984-85 | Peggy Fiehrer             | 17  | 14   | .548 |
| 1985-86 | Peggy Fiehrer             | 8   | 20   | .286 |
| 1986-87 | Peggy Fiehrer             | 11  | 17   | .393 |
| 1987-88 | Peggy Fiehrer             | 12  | 16   | .429 |
| 1988-89 | Peggy Fiehrer             | 4   | 24   | .143 |
| 1989-90 | Bud Childers              | 17  | 12   | .586 |
| 1990-91 | Bud Childers              | 24  | 11   | .686 |
| 1991-92 | Bud Childers              | 20  | 9    | .690 |
| 1992-93 | Bud Childers              | 19  | 12   | .613 |
| 1993-94 | Bud Childers              | 10  | 16   | .385 |
| 1994-95 | Bud Childers              | 25  | 8    | .758 |
| 1995-96 | Bud Childers              | 17  | 11   | .607 |
| 1996-97 | Bud Childers              | 20  | 9    | .690 |
| 1997-98 | Martin Clapp & Sara White | 20  | 12   | .625 |
| 1998-99 | Martin Clapp & Sara White | 21  | 11   | .656 |
| 1999-00 | Martin Clapp & Sara White | 16  | 13   | .552 |
| 2000-01 | Martin Clapp              | 19  | 10   | .655 |
| 2001-02 | Martin Clapp              | 17  | 13   | .567 |
| 2002-03 | Martin Clapp              | 15  | 14   | .517 |
| 2003-04 | Tom Collen                | 20  | 10   | .667 |
| 2004-05 | Tom Collen                | 22  | 9    | .710 |
| 2005-06 | Tom Collen                | 19  | 10   | .655 |

| Year    | Head Coach | Won | Lost | Pct  |
|---------|------------|-----|------|------|
| 2006-07 | Tom Collen | 27  | 8    | .771 |
| 2007-08 | Jeff Walz  | 26  | 10   | .722 |
| 2008-09 | Jeff Walz  | 34  | 5    | .872 |
| 2009-10 | Jeff Walz  | 14  | 18   | .438 |
| 2010-11 | Jeff Walz  | 22  | 13   | .629 |
| 2011-12 | Jeff Walz  | 23  | 10   | .697 |
| 2012-13 | Jeff Walz  | 29  | 9    | .763 |
| 2013-14 | Jeff Walz  | 33  | 5    | .868 |
| 2014-15 | Jeff Walz  | 27  | 7    | .794 |
| 2015-16 | Jeff Walz  | 26  | 8    | .765 |
| 2016-17 | Jeff Walz  | 29  | 8    | .784 |
| 2017-18 | Jeff Walz  | 36  | 3    | .923 |
| 2018-19 | Jeff Walz  | 32  | 4    | .889 |
| 2019-20 | Jeff Walz  | 28  | 4    | .875 |
| 2020-21 | Jeff Walz  | 26  | 4    | .867 |

## Louisville Coaching Records

| Years         | Coach                     | Seasons   | Won        | Lost       | Pct         |
|---------------|---------------------------|-----------|------------|------------|-------------|
| 1975-1980     | Terry Hall                | 5         | 79         | 54         | .594        |
| 1980-1989     | Peggy Fiehrer             | 9         | 120        | 139        | .463        |
| 1989-1997     | Bud Childers              | 8         | 152        | 88         | .633        |
| 1997-2000     | Martin Clapp & Sara White | 3         | 57         | 36         | .613        |
| 2000-2003     | Martin Clapp              | 3         | 51         | 37         | .580        |
| 2003-2007     | Tom Collen                | 4         | 88         | 37         | .704        |
| 2007-current  | Jeff Walz                 | 14        | 385        | 108        | .781        |
| <b>Totals</b> |                           | <b>46</b> | <b>932</b> | <b>499</b> | <b>.651</b> |

## Louisville's All-Time Scoring Leaders

| Player                    | Years   | Pts.  | Avg. | Won-Lost | Pct. |
|---------------------------|---------|-------|------|----------|------|
| 1. Angel McCoughtry       | 2005-09 | 2,779 | 20.0 | 106-33   | .763 |
| 2. Asia Durr              | 2015-18 | 2,485 | 17.8 | 123-23   | .842 |
| 3. Shoni Schimmel         | 2010-14 | 2,174 | 15.3 | 107-37   | .743 |
| 4. Myisha Hines-Allen     | 2014-18 | 2,028 | 14.3 | 118-26   | .819 |
| 5. Nell Knox              | 1989-93 | 1,899 | 15.3 | 80-44    | .645 |
| 6. Jazz Covington         | 2003-07 | 1,805 | 14.4 | 88-37    | .704 |
| 7. Kristin Mattox         | 1992-96 | 1,737 | 15.0 | 71-47    | .602 |
| 8. Monique Reid           | 2008-13 | 1,725 | 12.2 | 99-45    | .688 |
| 9. Dana Evans             | 2017-21 | 1,715 | 12.7 | 122-16   | .885 |
| 10. Sara Nord             | 2000-04 | 1,645 | 13.9 | 71-47    | .602 |
| 11. Sharon Bellamy        | 1995-99 | 1,577 | 13.3 | 78-43    | .645 |
| 12. Jackie Spencer        | 1981-85 | 1,443 | 12.7 | 71-48    | .597 |
| 13. Jill Morton           | 1996-00 | 1,402 | 12.5 | 77-45    | .631 |
| 14. Janet McNew           | 1979-83 | 1,398 | 11.8 | 70-49    | .588 |
| 15. Mariya Moore          | 2014-17 | 1,365 | 13.1 | 82-23    | .781 |
| 16. Becky Burke           | 2008-12 | 1,288 | 9.3  | 93-46    | .669 |
| 17. Sara Hammond          | 2011-15 | 1,249 | 8.9  | 112-31   | .783 |
| 18. Jody Martin           | 1990-94 | 1,240 | 11.2 | 73-48    | .603 |
| 19. Jazmine Jones         | 2016-20 | 1,239 | 8.6  | 125-19   | .868 |
| 20. Bria Smith            | 2011-15 | 1,214 | 8.7  | 112-31   | .783 |
| 21. Marilyn Reckelhoff    | 1984-88 | 1,198 | 10.4 | 48-67    | .417 |
| 22. Joan Dunaway-Burks    | 1977-81 | 1,185 | 10.4 | 66-50    | .569 |
| 23. Marla Inman-Eltrevoog | 1994-97 | 1,107 | 12.3 | 82-40    | .672 |
| 24. Gwen Doyle            | 1990-92 | 1,104 | 17.3 | 44-20    | .688 |
| 25. Kelly Rose            | 1989-93 | 1,101 | 8.9  | 80-44    | .645 |
| 26. Valerie Owens         | 1976-80 | 1,085 | 10.0 | 67-43    | .609 |
| Misty Smith               | 1994-98 | 1,085 | 9.0  | 82-40    | .672 |
| 28. Devita Ceaser         | 1981-85 | 1,068 | 9.5  | 71-48    | .597 |
| 29. Tuonisia Turner       | 1988-92 | 1,048 | 8.7  | 65-56    | .537 |
| 30. Stephanie Edwards     | 1980-85 | 1,034 | 10.7 | 65-52    | .556 |
| 31. Sam Fuehring          | 2015-19 | 1,017 | 7.2  | 123-23   | .842 |

\*\* UofL has 31 1,000-point scorers in program history.

## Louisville's All-Americans

| Season  | Player             | Team   |
|---------|--------------------|--|
| 1999-00 | Jill Morton        | AP, USBWA, WBB News Service  |
| 2000-01 | Sara Nord          | WomensCollegeHoops.com Freshman, WBB Journal Freshman, WBB News Service & Freshman       |
| 2003-04 | Sara Nord          | WBCA, AP   |
|         | Jazz Covington     | Basketball Times Freshman  |
| 2004-05 | Jazz Covington     | WBCA   |
| 2006-07 | Angel McCoughtry   | WBCA, AP, Sports Page Magazine, Full Court Press, Basketball Times                       |
| 2007-08 | Angel McCoughtry   | WBCA, AP, USBWA, Sports Page Magazine, Full Court Press, Basketball Times                |
| 2008-09 | Angel McCoughtry   | WBCA, AP, USBWA, Wooden, espnW, Sports Page Magazine, Full Court Press, Basketball Times |
| 2010-11 | Shoni Schimmel     | Full Court Press Freshman  |
| 2011-12 | Bria Smith         | Full Court Press Freshman  |
| 2011-12 | Shoni Schimmel     | WBCA   |
| 2012-13 | Shoni Schimmel     | WBCA   |
| 2013-14 | Sara Hammond       | WBCA   |
|         | Shoni Schimmel     | WBCA, AP, USBWA, Full Court Press, espnW   |
| 2014-15 | Mariya Moore       | AP, Full Court Press Freshman  |
|         | Myisha Hines-Allen | Full Court Press Freshman  |
| 2015-16 | Myisha Hines-Allen | WBCA, AP, espnW  |
|         | Mariya Moore       | WBCA   |
| 2016-17 | Asia Durr          | AP, WBCA   |
|         | Myisha Hines-Allen | WBCA   |
| 2017-18 | Asia Durr          | espnW, USA Today, AP, USBWA, WBCA, Wooden  |
|         | Myisha Hines-Allen | USA Today, AP, WBCA  |
| 2018-19 | Asia Durr          | espnW, AP, USBWA, WBCA, Wooden   |
| 2019-20 | Dana Evans         | AP, USBWA, WBCA  |
| 2020-21 | Dana Evans         | AP, SI, espnW, WBCA, Wooden  |
|         |                    | USBWA  |

## Louisville Single Season Statistical Leaders

## Scoring

| No. | Name             | Years | Pts. |
|-----|------------------|-------|------|
| 1.  | Angel McCoughtry | 08-09 | 901  |
| 2.  | Angel McCoughtry | 07-08 | 858  |
| 3.  | Angel McCoughtry | 06-07 | 754  |
| 4.  | Asia Durr        | 18-19 | 742  |
| 5.  | Asia Durr        | 17-18 | 709  |
| 6.  | Asia Durr        | 16-17 | 692  |
| 7.  | Shoni Schimmel   | 13-14 | 663  |
| 8.  | Nell Knox        | 92-93 | 630  |
| 9.  | Gwen Doyle       | 90-91 | 626  |
| 10. | Dana Evans       | 20-21 | 602  |

## Scoring Average

| No. | Name             | Years | Avg. |
|-----|------------------|-------|------|
| 1.  | Angel McCoughtry | 07-08 | 23.8 |
| 2.  | Angel McCoughtry | 08-09 | 23.1 |
| 3.  | Angel McCoughtry | 06-07 | 21.5 |
| 4.  | Asia Durr        | 17-18 | 21.2 |
| 5.  | Kristin Mattox   | 95-96 | 20.6 |
| 6.  | Nell Knox        | 92-93 | 20.3 |
| 7.  | Dana Evans       | 20-21 | 20.1 |
| 8.  | Asia Durr        | 16-17 | 19.2 |
| 9.  | Jody Martin      | 93-94 | 18.9 |
| 10. | Sharon Bellamy   | 98-99 | 18.8 |

## Field Goals Made

| No. | Name               | Years | FGs |
|-----|--------------------|-------|-----|
| 1.  | Angel McCoughtry   | 08-09 | 329 |
| 2.  | Angel McCoughtry   | 07-08 | 321 |
| 3.  | Angel McCoughtry   | 06-07 | 285 |
| 4.  | Nell Knox          | 92-93 | 261 |
| 5.  | Asia Durr          | 18-19 | 257 |
| 6.  | Myisha Hines-Allen | 15-16 | 246 |
| 7.  | Myisha Hines-Allen | 17-18 | 245 |
| 8.  | Asia Durr          | 17-18 | 241 |
| 9.  | Asia Durr          | 16-17 | 233 |
|     | Gwen Doyle         | 90-91 | 233 |

## Field Goal Percentage

| No. | Name             | Years | Pct. |
|-----|------------------|-------|------|
| 1.  | Nell Knox        | 91-92 | .628 |
| 2.  | Audrey Baines    | 78-79 | .624 |
| 3.  | Nell Knox        | 92-93 | .621 |
| 4.  | Chauntise Wright | 07-08 | .605 |
| 5.  | Sam Fuehring     | 17-18 | .574 |
| 6.  | Cierra Warren    | 11-12 | .573 |
| 7.  | Janet McNew      | 79-80 | .572 |
| 8.  | Jazz Covington   | 04-05 | .566 |
| 9.  | Liz Dixon        | 20-21 | .564 |
| 10. | Haley Harris     | 95-96 | .563 |

## Free Throws Made

| No. | Name             | Years | FTs |
|-----|------------------|-------|-----|
| 1.  | Angel McCoughtry | 08-09 | 200 |
| 2.  | Monique Reid     | 09-10 | 188 |
| 3.  | Angel McCoughtry | 07-08 | 166 |
|     | Sharon Bellamy   | 98-99 | 166 |
| 5.  | Gwen Doyle       | 90-91 | 151 |
| 6.  | Angel McCoughtry | 06-07 | 140 |
| 7.  | Candyce Bingham  | 08-09 | 138 |
| 8.  | Asia Durr        | 18-19 | 132 |
| 9.  | Mariya Moore     | 15-16 | 125 |
| 10. | Mariya Moore     | 14-15 | 124 |

## Free Throw Percentage

| No. | Name               | Years | Pct. |
|-----|--------------------|-------|------|
| 1.  | Kristin Mattox     | 95-96 | .921 |
| 2.  | Dana Evans         | 19-20 | .890 |
| 3.  | Jill Morton        | 96-97 | .889 |
| 4.  | Jill Morton        | 99-00 | .875 |
| 5.  | Dana Evans         | 20-21 | .873 |
| 6.  | Sara Nord          | 01-02 | .871 |
| 7.  | Antonita Slaughter | 12-13 | .859 |
| 8.  | Asia Durr          | 17-18 | .848 |
| 9.  | Becky Burke        | 11-12 | .845 |
| 10. | Dana Evans         | 18-19 | .842 |

## Rebounding

| No. | Name               | Years | Reb. |
|-----|--------------------|-------|------|
| 1.  | Myisha Hines-Allen | 17-18 | 373  |
| 2.  | Angel McCoughtry   | 08-09 | 362  |
|     | Angel McCoughtry   | 06-07 | 362  |
| 4.  | Myisha Hines-Allen | 16-17 | 336  |
| 5.  | Angel McCoughtry   | 07-08 | 321  |
| 6.  | Gwen Doyle         | 91-92 | 297  |
| 7.  | Monique Reid       | 09-10 | 294  |
| 8.  | Candyce Bingham    | 08-09 | 283  |
| 9.  | Gwen Doyle         | 90-91 | 282  |
| 10. | Candyce Bingham    | 07-08 | 278  |

## Rebounding Average

| No. | Name               | Years | Avg.  |
|-----|--------------------|-------|-------|
| 1.  | Angel McCoughtry   | 06-07 | 10.34 |
| 2.  | Von Macklin        | 76-77 | 10.27 |
| 3.  | Von Macklin        | 75-76 | 9.8   |
| 4.  | Gwen Doyle         | 91-92 | 9.7   |
| 5.  | Myisha Hines-Allen | 17-18 | 9.6   |
| 6.  | Sharon Bellamy     | 96-97 | 9.5   |
| 7.  | Myisha Hines-Allen | 16-17 | 9.3   |
|     | Lori Nero          | 02-03 | 9.3   |
|     | Angel McCoughtry   | 08-09 | 9.3   |
| 10. | Monique Reid       | 09-10 | 9.2   |

## Assists

| No. | Name           | Years | Assts. | No. | Name                  | Years | Assts. |
|-----|----------------|-------|--------|-----|-----------------------|-------|--------|
| 1.  | Patrika Barlow | 07-08 | 251    | 6.  | Sara Nord             | 03-04 | 196    |
| 2.  | Sara Nord      | 01-02 | 235    | 7.  | Deseree' Byrd         | 08-09 | 191    |
| 3.  | Sara Nord      | 00-01 | 222    | 8.  | Marla Inman-Eltrevoog | 94-95 | 185    |
| 4.  | Jenny Knight   | 98-99 | 206    |     | Jackie Spencer        | 84-85 | 185    |
| 5.  | Sara Nord      | 02-03 | 199    | 10. | Stephanie Edwards     | 80-81 | 177    |

## Steals

| No. | Name              | Years | Stls. |
|-----|-------------------|-------|-------|
| 1.  | Angel McCoughtry  | 08-09 | 164   |
| 2.  | Angel McCoughtry  | 07-08 | 148   |
| 3.  | Angel McCoughtry  | 06-07 | 112   |
| 4.  | Gwen Doyle        | 90-91 | 108   |
| 5.  | Gwen Doyle        | 91-92 | 98    |
| 6.  | Tia Gibbs         | 10-11 | 95    |
| 7.  | Jackie Spencer    | 84-85 | 94    |
| 8.  | Stephanie Edwards | 83-84 | 89    |
| 9.  | Stephanie Edwards | 80-81 | 79    |
| 10. | Bria Smith        | 12-13 | 78    |
|     | Sara Nord         | 00-01 | 78    |

## Blocked Shots

| No. | Name              | Years | Blks. |
|-----|-------------------|-------|-------|
| 1.  | Kylee Shook       | 19-20 | 86    |
| 2.  | Yuliya Tokova     | 06-07 | 59    |
| 3.  | Angel McCoughtry  | 06-07 | 56    |
| 4.  | Kylee Shook       | 18-19 | 52    |
| 5.  | Kylee Shook       | 17-18 | 51    |
| 6.  | Sheronne Vails    | 10-11 | 48    |
|     | Becky Pope        | 79-80 | 48    |
|     | Audrey Baines     | 77-78 | 48    |
| 9.  | Nell Knox         | 92-93 | 46    |
| 10. | Elizabeth Balogun | 20-21 | 43    |
|     | Chauntise Wright  | 07-08 | 43    |

## 3-Point Field Goals Made

| No. | Name           | Years | 3FGs |
|-----|----------------|-------|------|
| 1.  | Asia Durr      | 16-17 | 119  |
| 2.  | Shoni Schimmel | 13-14 | 118  |
| 3.  | Asia Durr      | 17-18 | 115  |
| 4.  | Sara Nord      | 03-04 | 98   |
| 5.  | Shoni Schimmel | 10-11 | 97   |
| 6.  | Asia Durr      | 18-19 | 96   |
|     | Shoni Schimmel | 12-13 | 96   |
| 8.  | Dana Evans     | 19-20 | 90   |
| 9.  | Kristin Mattox | 94-95 | 82   |
| 10. | Becky Burke    | 11-12 | 81   |

## 3-Point Field Goal Percentage

| No. | Name                  | Years | Pct. |
|-----|-----------------------|-------|------|
| 1.  | Jill Morton           | 99-00 | .535 |
| 2.  | Kristin Mattox        | 92-93 | .439 |
| 3.  | Dana Evans            | 19-20 | .431 |
| 4.  | Asia Durr             | 17-18 | .415 |
| 5.  | Marla Inman-Eltrevoog | 95-96 | .409 |
| 6.  | Jill Morton           | 98-99 | .406 |
|     | Stacey DeGraffenreid  | 89-90 | .406 |

## Louisville Career Statistical Leaders

## Scoring

| No. | Name               | Years        | Pts.         |
|-----|--------------------|--------------|--------------|
| 1.  | Angel McCoughtry   | 05-09        | 2,779        |
| 2.  | Asia Durr          | 15-19        | 2,485        |
| 3.  | Shoni Schimmel     | 10-14        | 2,174        |
| 4.  | Myisha Hines-Allen | 14-18        | 2,028        |
| 5.  | Nell Knox          | 89-93        | 1,899        |
| 6.  | Jazz Covington     | 03-07        | 1,805        |
| 7.  | Kristin Mattox     | 92-96        | 1,737        |
| 8.  | Monique Reid       | 08-13        | 1,725        |
| 9.  | <b>Dana Evans</b>  | <b>17-21</b> | <b>1,715</b> |
| 10. | Sara Nord          | 00-04        | 1,645        |

## Scoring Average

| No. | Name               | Years | Avg. |
|-----|--------------------|-------|------|
| 1.  | Angel McCoughtry   | 05-09 | 20.0 |
| 2.  | Asia Durr          | 15-19 | 17.8 |
| 3.  | Gwen Doyle         | 90-92 | 17.3 |
| 4.  | Nell Knox          | 89-93 | 15.3 |
| 5.  | Shoni Schimmel     | 10-14 | 15.3 |
| 6.  | Kristin Mattox     | 92-96 | 15.0 |
| 7.  | Jazz Covington     | 03-07 | 14.4 |
| 8.  | Myisha Hines-Allen | 14-18 | 14.3 |
| 9.  | Sara Nord          | 00-04 | 13.9 |
| 10. | Sharon Bellamy     | 95-99 | 13.3 |

## Field Goals Made

| No. | Name               | Years | FGs  |
|-----|--------------------|-------|------|
| 1.  | Angel McCoughtry   | 05-09 | 1042 |
| 2.  | Myisha Hines-Allen | 14-18 | 879  |
| 3.  | Asia Durr          | 15-19 | 851  |
| 4.  | Nell Knox          | 89-93 | 803  |
| 5.  | Shoni Schimmel     | 10-14 | 777  |
| 6.  | Jazz Covington     | 03-07 | 716  |
| 7.  | Monique Reid       | 08-13 | 643  |
| 8.  | Jackie Spencer     | 81-85 | 614  |
| 9.  | Kristin Mattox     | 92-96 | 603  |
| 10. | Janet McNew        | 79-83 | 602  |

## Field Goal Percentage

| No. | Name               | Years | Pct. |
|-----|--------------------|-------|------|
| 1.  | Nell Knox          | 89-93 | .584 |
| 2.  | Chauntise Wright   | 05-10 | .571 |
| 3.  | Bionca Dunham      | 16-20 | .560 |
| 4.  | Sam Fuehring       | 15-19 | .548 |
| 5.  | Audrey Baines      | 76-80 | .542 |
| 6.  | Keshia Hines       | 07-11 | .538 |
| 7.  | Erica Washington   | 80-83 | .538 |
| 8.  | Jazz Covington     | 03-07 | .536 |
| 9.  | Janet McNew        | 79-83 | .535 |
| 10. | Myisha Hines-Allen | 14-18 | .529 |
|     | Sharon Bellamy     | 95-99 | .529 |

## Free Throws Made

| No. | Name              | Years        | FTs        |
|-----|-------------------|--------------|------------|
| 1.  | Angel McCoughtry  | 05-09        | 552        |
| 2.  | Monique Reid      | 08-13        | 430        |
| 3.  | Asia Durr         | 15-19        | 409        |
| 4.  | Sharon Bellamy    | 95-99        | 401        |
| 5.  | Jazz Covington    | 03-07        | 349        |
|     | Jill Morton       | 96-00        | 349        |
| 7.  | Bria Smith        | 11-15        | 341        |
| 8.  | Mariya Moore      | 14-17        | 328        |
| 9.  | <b>Dana Evans</b> | <b>17-21</b> | <b>297</b> |
| 10. | Nell Knox         | 89-93        | 293        |

## Free Throw Percentage

| No. | Name               | Years          | Pct.        |
|-----|--------------------|----------------|-------------|
| 1.  | <b>Dana Evans</b>  | <b>17-pres</b> | <b>.858</b> |
| 2.  | Kristin Mattox     | 92-96          | .852        |
| 3.  | Becky Burke        | 08-12          | .846        |
| 4.  | Jill Morton        | 96-00          | .845        |
| 5.  | Asia Durr          | 15-19          | .818        |
| 6.  | Kim Graham         | 00-04          | .809        |
| 7.  | Sara Nord          | 00-04          | .797        |
| 8.  | Antonita Slaughter | 10-14          | .795        |
| 9.  | Jenny Knight       | 96-00          | .787        |
| 10. | Mariya Moore       | 14-17          | .781        |

## Rebounding

| No. | Name               | Years | Reb. |
|-----|--------------------|-------|------|
| 1.  | Angel McCoughtry   | 05-09 | 1261 |
| 2.  | Myisha Hines-Allen | 14-18 | 1151 |
| 3.  | Jazz Covington     | 03-07 | 942  |
| 4.  | Sharon Bellamy     | 95-99 | 851  |
| 5.  | Monique Reid       | 08-13 | 802  |
| 6.  | Sara Hammond       | 11-15 | 791  |
| 7.  | Janet McNew        | 78-83 | 775  |
| 8.  | Kelly Rose         | 89-93 | 774  |
| 9.  | Nell Knox          | 89-93 | 767  |
| 10. | Keshia Hines       | 07-11 | 743  |

## Rebounding Average

| No. | Name               | Years | Avg. |
|-----|--------------------|-------|------|
| 1.  | Angel McCoughtry   | 05-09 | 9.1  |
| 2.  | Gwen Doyle         | 90-92 | 9.0  |
| 3.  | Myisha Hines-Allen | 14-18 | 8.1  |
| 4.  | Jazz Covington     | 03-07 | 7.5  |
| 5.  | Candyce Bingham    | 07-09 | 7.5  |
| 6.  | Denise Griffith    | 76-79 | 7.3  |
| 7.  | Sharon Bellamy     | 95-99 | 7.2  |
| 8.  | Shelia Foree       | 79-81 | 6.9  |
| 9.  | Audrey Baines      | 76-80 | 6.8  |
| 10. | Janet McNew        | 79-83 | 6.6  |

## Assists

| No. | Name              | Years | Assts. | No. | Name                  | Years        | Assts.     |
|-----|-------------------|-------|--------|-----|-----------------------|--------------|------------|
| 1.  | Sara Nord         | 00-04 | 852    | 6.  | <b>Dana Evans</b>     | <b>17-21</b> | <b>521</b> |
| 2.  | Shoni Schimmel    | 10-14 | 600    | 7.  | Patrika Barlow        | 04-08        | 495        |
| 3.  | Stephanie Edwards | 80-85 | 559    | 8.  | Marla Inman-Eltrevoog | 94-97        | 484        |
| 4.  | Jenny Knight      | 96-00 | 543    | 9.  | Jackie Spencer        | 81-85        | 463        |
|     | Tuonisia Turner   | 88-92 | 543    | 10. | Mariya Moore          | 14-17        | 444        |

## Steals

| No. | Name              | Years | Stls. |
|-----|-------------------|-------|-------|
| 1.  | Angel McCoughtry  | 05-09 | 481   |
| 2.  | Sara Nord         | 00-04 | 303   |
| 3.  | Stephanie Edwards | 80-85 | 275   |
| 4.  | Bria Smith        | 11-15 | 270   |
| 5.  | Shoni Schimmel    | 10-14 | 262   |
| 6.  | Jackie Spencer    | 81-85 | 255   |
| 7.  | Jude Schimmel     | 11-15 | 221   |
| 8.  | Tuonisia Turner   | 88-92 | 207   |
| 9.  | Gwen Doyle        | 90-92 | 206   |
| 10. | Alison Bass       | 96-00 | 205   |

## Blocked Shots

| No. | Name             | Years | Blks. |
|-----|------------------|-------|-------|
| 1.  | Kylee Shook      | 16-20 | 223   |
| 2.  | Angel McCoughtry | 05-09 | 162   |
| 3.  | Audrey Baines    | 76-80 | 144   |
| 4.  | Nell Knox        | 89-93 | 131   |
| 5.  | Becky Pope       | 76-80 | 129   |
| 6.  | Sheronne Vails   | 10-15 | 126   |
| 7.  | Kristin Mattox   | 92-96 | 119   |
| 8.  | Yuliya Tokova    | 04-07 | 113   |
| 9.  | Keshia Hines     | 07-11 | 103   |
|     | Janet McNew      | 79-83 | 103   |

## 3-Point Field Goals Made

| No. | Name               | Years        | 3FGs       |
|-----|--------------------|--------------|------------|
| 1.  | Shoni Schimmel     | 10-14        | 387        |
| 2.  | Asia Durr          | 15-19        | 374        |
| 3.  | Kristin Mattox     | 92-96        | 271        |
| 4.  | Sara Nord          | 00-04        | 260        |
| 5.  | Becky Burke        | 08-12        | 249        |
| 6.  | <b>Dana Evans</b>  | <b>17-21</b> | <b>222</b> |
| 7.  | Mariya Moore       | 14-17        | 211        |
| 8.  | Jill Morton        | 96-00        | 201        |
| 9.  | Misty Smith        | 94-98        | 181        |
| 10. | Antonita Slaughter | 10-14        | 173        |

## 3-Point Field Goal Percentage

|    |                      |              |                       |
|----|----------------------|--------------|-----------------------|
| 1. | Jill Morton          | 96-00        | .445 (201-452)        |
| 2. | Stacey DeGraffenreid | 87-92        | .396 (76/192)         |
| 3. | Asia Durr            | 15-19        | .385 (374-972)        |
| 4. | Kylee Shook          | 16-20        | .382 (89-233)         |
| 5. | Arica Carter         | 14-19        | .378 (125-331)        |
| 6. | <b>Dana Evans</b>    | <b>17-21</b> | <b>.377 (222-589)</b> |
| 7. | Kristin Mattox       | 92-96        | .376 (271-721)        |
| 8. | Tia Gibbs            | 10-14        | .376 (94-250)         |



## Louisville Individual NCAA Tournament Top Performances

## NCAA Scoring (Single Game)

|  |           |
|--|-----------|
| 1. Angel McCoughtry (2008 vs. North Carolina)..... | 35        |
| 2. Shoni Schimmel (2011 vs. Xavier).....           | 33        |
| 3. Shoni Schimmel (2014 vs. Maryland).....         | 31        |
| 4. <b>Dana Evans (2021 vs. Oregon).....</b>        | <b>29</b> |
| 5. Angel McCoughtry (2009 vs. LSU).....            | 28        |
| 6. Asia Durr (2017 vs. Chattanooga).....           | 27        |
| 7. Kelly Rose (1993 vs. Connecticut).....          | 27        |
| 8. Shoni Schimmel (2014 vs. Iowa).....             | 26        |
| 9. Myisha Hines-Allen (2016 vs. Central Ark.)..... | 25        |
| 10. <b>Dana Evans (2021 vs. Stanford).....</b>     | <b>24</b> |
| Asia Durr (2019 vs. Michigan).....                 | 24        |
| Asia Durr (2018 vs. Stanford).....                 | 24        |
| Myisha Hines-Allen (2018 vs. Marquette).....       | 24        |
| Shoni Schimmel (2013 vs. Tennessee).....           | 24        |
| Angel McCoughtry (2008 vs. Kansas State).....      | 24        |
| Angel McCoughtry (2007 vs. BYU).....               | 24        |

## NCAA Scoring (Single Season)

|                                    |           |
|------------------------------------|-----------|
| 1. Angel McCoughtry (2009).....    | 124       |
| 2. Shoni Schimmel (2013).....      | 99        |
| 3. Asia Durr (2018).....           | 88        |
| 4. Shoni Schimmel (2014).....      | 86        |
| 5. Candyce Bingham (2009).....     | 83        |
| 6. <b>Dana Evans (2021).....</b>   | <b>82</b> |
| 7. Asia Durr (2019).....           | 81        |
| 8. Angel McCoughtry (2008).....    | 79        |
| 9. Antonita Slaughter (2013).....  | 73        |
| 10. Myisha Hines-Allen (2018)..... | 72        |

## NCAA Field Goals Made (Single Game)

|  |           |
|--|-----------|
| 1. Angel McCoughtry (2008 vs. North Carolina)..... | 14        |
| 2. Myisha Hines-Allen (2018 vs. Marquette).....    | 12        |
| Myisha Hines-Allen (2016 vs. Central Ark.).....    | 12        |
| Shoni Schimmel (2014 vs. Maryland).....            | 12        |
| Shoni Schimmel (2011 vs. Xavier).....              | 12        |
| Angel McCoughtry (2008 vs. Kansas State).....      | 12        |
| 7. <b>Dana Evans (2021 vs. Oregon).....</b>        | <b>11</b> |
| 8. Asia Durr (2017 vs. Chattanooga).....           | 10        |
| Monique Reid (2011 vs. Vanderbilt).....            | 10        |
| Angel McCoughtry (2009 vs. Baylor).....            | 10        |
| Jackie Spencer (1984 vs. Georgia).....             | 10        |

## NCAA Field Goals Made (Single Season)

|                                   |           |
|-----------------------------------|-----------|
| 1. Angel McCoughtry (2009).....   | 48        |
| 2. Shoni Schimmel (2013).....     | 35        |
| 3. Myisha Hines-Allen (2018)..... | 34        |
| 4. Candyce Bingham (2009).....    | 33        |
| Angel McCoughtry (2008).....      | 33        |
| 6. Asia Durr (2018).....          | 32        |
| 7. <b>Dana Evans (2021).....</b>  | <b>31</b> |
| Shoni Schimmel (2014).....        | 31        |
| 9. Shoni Schimmel (2011).....     | 28        |
| 10. Asia Durr (2019).....         | 27        |
| Sara Hammond (2013).....          | 27        |
| Antonita Slaughter (2013).....    | 27        |

## NCAA Free Throws Made (Single Game)

|   |          |
|---|----------|
| 1. Haley Harris (1997 vs. Auburn).....                | 12       |
| 2. Angel McCoughtry (2009 vs. LSU).....               | 10       |
| 3. Sam Fuehring (2019 vs. Robert Morris).....         | 9        |
| Sharon Bellamy (1998 vs. Utah).....                   | 9        |
| Kelly Rose (1993 vs. Connecticut).....                | 9        |
| 6. Shoni Schimmel (2014 vs. Iowa).....                | 8        |
| 7. <b>Olivia Cochran (2021 vs. Northwestern).....</b> | <b>7</b> |
| Asia Durr (2019 vs. Oregon State).....                | 7        |
| Asia Durr (2018 vs. Stanford).....                    | 7        |
| Mariya Moore (2016 vs. Central Ark.).....             | 7        |
| Charmaine Tay (2011 vs. Xavier).....                  | 7        |
| Deseree Byrd (2009 vs. Maryland).....                 | 7        |

## NCAA Free Throws Made (Single Season)

|                                 |    |
|---------------------------------|----|
| 1. Angel McCoughtry (2009)..... | 24 |
| 2. Bria Smith (2013).....       | 23 |
| 3. Asia Durr (2019).....        | 18 |
| 4. Jude Schimmel (2013).....    | 16 |
| 5. Shoni Schimmel (2014).....   | 14 |
| Shoni Schimmel (2013).....      | 14 |
| Candyce Bingham (2009).....     | 14 |
| 8. Monique Reid (2013).....     | 13 |
| Becky Burke (2009).....         | 13 |
| Asia Durr (2017).....           | 12 |
| Haley Harris (1997).....        | 12 |

## NCAA 3-Point Field Goals Made (Single Game)

|   |          |
|---|----------|
| 1. Antonita Slaughter (2013 vs. Baylor).....  | 7        |
| 2. <b>Dana Evans (2021 vs. Stanford).....</b> | <b>6</b> |
| Antonita Slaughter (2013 vs. California)..... | 6        |
| Shoni Schimmel (2011 vs. Xavier).....         | 6        |
| 5. Asia Durr (2019 vs. Michigan).....         | 5        |
| Asia Durr (2017 vs. Baylor).....              | 5        |
| Mariya Moore (2017 vs. Tennessee).....        | 5        |
| Asia Durr (2017 vs. Chattanooga).....         | 5        |
| Shoni Schimmel (2014 vs. Maryland).....       | 5        |
| Tia Gibbs (2014 vs. LSU).....                 | 5        |
| Antonita Slaughter (2014 vs. Iowa).....       | 5        |
| Shoni Schimmel (2013 vs. Baylor).....         | 5        |
| Tia Gibbs (2011 vs. Vanderbilt).....          | 5        |
| Misty Smith (1998 vs. Duke).....              | 5        |
| Marla Inman-Eltrevoog (1997 vs. Auburn).....  | 5        |
| Marla Inman (1995 vs. Oregon).....            | 5        |

## NCAA 3-Point Field Goals Made (Single Season)

|                                   |           |
|-----------------------------------|-----------|
| 1. Antonita Slaughter (2013)..... | 18        |
| 2. Shoni Schimmel (2013).....     | 15        |
| 3. Asia Durr (2018).....          | 13        |
| 4. <b>Dana Evans (2021).....</b>  | <b>12</b> |
| Antonita Slaughter (2014).....    | 12        |
| 6. Asia Durr (2017).....          | 11        |
| Shoni Schimmel (2011).....        | 11        |
| Shoni Schimmel (2014).....        | 10        |
| 9. Asia Durr (2019).....          | 9         |
| Becky Burke (2009).....           | 9         |

## NCAA Rebounding (Single Game)

|   |           |
|---|-----------|
| 1. Candyce Bingham (2008 vs. North Carolina).....     | 20        |
| 2. <b>Olivia Cochran (2021 vs. Northwestern).....</b> | <b>15</b> |
| Candyce Bingham (2009 vs. Baylor).....                | 15        |
| 3. Angel McCoughtry (2008 vs. North Carolina).....    | 14        |
| Myisha Hines-Allen (2018 vs. Boise State).....        | 14        |
| 5. Myisha Hines-Allen (2018 vs. Marquette).....       | 13        |
| Myisha Hines-Allen (2017 vs. Tennessee).....          | 13        |
| Angel McCoughtry (2009 vs. Maryland).....             | 13        |
| 8. Myisha Hines-Allen (2017 vs. Chattanooga).....     | 12        |
| Asia Taylor (2011 vs. Gonzaga).....                   | 12        |
| Angel McCoughtry (2009 vs. Baylor).....               | 12        |
| Jazz Covington (2007 vs. Arizona State).....          | 12        |

## NCAA Rebounding (Single Season)

|  |           |
|--|-----------|
| 1. Angel McCoughtry (2009).....        | 56        |
| 2. Candyce Bingham (2009).....         | 46        |
| 3. Keshia Hines (2009).....            | 41        |
| 4. Sam Fuehring (2018).....            | 40        |
| 5. Myisha Hines-Allen (2018).....      | 39        |
| Bria Smith (2013).....                 | 39        |
| 7. Myisha Hines-Allen (2017).....      | 34        |
| 8. <b>Olivia Cochran (2021).....</b>   | <b>33</b> |
| Candyce Bingham (2008).....            | 33        |
| 10. <b>Mykasa Robinson (2021).....</b> | <b>31</b> |
| Sara Hammond (2013).....               | 31        |

## NCAA Assists (Single Game)

|  |    |
|--|----|
| 1. Patrika Barlow (2008 vs. North Carolina)..... | 11 |
| Patrika Barlow (2008 vs. Miami).....             | 11 |
| 3. Mariya Moore (2017 vs. Chattanooga).....      | 10 |
| Jenny Knight (1999 vs. Illinois).....            | 10 |
| 5. Shoni Schimmel (2012 vs. Maryland).....       | 9  |
| Deseree Byrd (2009 vs. Maryland).....            | 9  |
| 7. Jazmine Jones (2018 vs. Marquette).....       | 7  |
| Shoni Schimmel (2014 vs. Iowa).....              | 7  |
| Candyce Bingham (2008 vs. Kansas State).....     | 7  |
| Marla Inman (1995 vs. Georgia).....              | 7  |
| Darnice Cloudy (1995 vs. Oregon).....            | 7  |
| Arica Carter (2018 vs. Boise State).....         | 7  |

## NCAA Assists (Single Season)

|  |    |
|--|----|
| 1. Patrika Barlow (2008).....                    | 28 |
| 2. Deseree Byrd (2009).....                      | 25 |
| 3. Bria Smith (2013).....                        | 24 |
| 4. Shoni Schimmel (2014).....                    | 22 |
| 5. Arica Carter (2018).....                      | 19 |
| Jude Schimmel (2013).....                        | 19 |
| 7. Asia Durr (2018).....                         | 18 |
| 8. Shoni Schimmel (2013).....                    | 17 |
| 9. Jazmine Jones (2018).....                     | 16 |
| 7. Mariya Moore (2017), Asia Durr (2019).....    | 15 |
| Shoni Schimmel (2012), Jazmine Jones (2018)..... | 15 |

## NCAA Steals (Single Game)

|  |          |
|--|----------|
| 1. Stephanie Edwards (1984 vs. Georgia).....     | 10       |
| 2. Jude Schimmel (2013 vs. Purdue).....          | 8        |
| 3. Bria Smith (2015 vs. BYU).....                | 7        |
| Tia Gibbs (2011 vs. Xavier).....                 | 7        |
| Patrika Barlow (2008 vs. North Carolina).....    | 7        |
| 5. <b>Norika Konno (2021 vs. Marist).....</b>    | <b>6</b> |
| Alison Bass (1998 vs. Utah).....                 | 6        |
| 6. <b>Dana Evans (2019 vs. Connecticut).....</b> | <b>5</b> |
| Shoni Schimmel (2014 vs. Maryland).....          | 5        |
| Shoni Schimmel (2014 vs. Iowa).....              | 5        |
| Jude Schimmel (2013 vs. Middle Tennessee).....   | 5        |
| Angel McCoughtry (2009 vs. Oklahoma).....        | 5        |
| Jackie Spencer (1983 vs. Texas).....             | 5        |

## NCAA Steals (Single Season)

|                                   |    |
|-----------------------------------|----|
| 1. Angel McCoughtry (2009).....   | 18 |
| 2. Jude Schimmel (2013).....      | 17 |
| 3. Bria Smith (2015).....         | 13 |
| Jude Schimmel (2014).....         | 13 |
| Tia Gibbs (2011).....             | 13 |
| 6. Shoni Schimmel (2014).....     | 12 |
| 7. Myisha Hines-Allen (2018)..... | 11 |
| Shoni Schimmel (2013).....        | 11 |
| Candyce Bingham (2009).....       | 11 |
| Patrika Barlow (2008).....        | 11 |

## NCAA Blocks (Single Game)

|  |   |
|--|---|
| 1. Sara Hammond (2015 vs. USF).....            | 5 |
| 2. Kylee Shook (2018 vs. Marquette).....       | 4 |
| Chauntise Wright (2008 vs. Miami).....         | 4 |
| 4. Jazmine Jones (2019 vs. Robert Morris)..... | 3 |
| Sam Fuehring (2018 vs. Oregon State).....      | 3 |
| Mary Martin (1995 vs. Georgia).....            | 3 |

## NCAA Blocks (Single Season)

|   |          |
|---|----------|
| 1. <b>Elizabeth Balogun (2021).....</b> | <b>6</b> |
| Sara Hammond (2013).....                | 6        |
| Chauntise Wright (2008).....            | 6        |
| 4. Kylee Shook (2018).....              | 5        |
| Sam Fuehring (2018).....                | 5        |
| Sara Hammond (2015).....                | 5        |
| Angel McCoughtry (2009).....            | 5        |
| 8. Kylee Shook (2019).....              | 4        |
| Asia Durr (2019).....                   | 4        |
| Shoni Schimmel (2014).....              | 4        |
| Keshia Hines (2008).....                | 4        |

## Cardinals on All-Time

## NCAA All-Final Four Teams

|                         |      |
|-------------------------|------|
| Angel McCoughtry.....   | 2009 |
| Antonita Slaughter..... | 2013 |

## Cardinals on All-Time

## NCAA All-Region Teams

|                           |                      |
|---------------------------|----------------------|
| Angel McCoughtry.....     | 2008 (New Orleans)   |
| Candyce Bingham.....      | 2009 (Raleigh)       |
| Angel McCoughtry.....     | 2009 (Raleigh)       |
| Shoni Schimmel *.....     | 2013 (Oklahoma City) |
| Bria Smith.....           | 2013 (Oklahoma City) |
| Shoni Schimmel.....       | 2014 (Louisville)    |
| Antonita Slaughter.....   | 2014 (Louisville)    |
| Asia Durr *.....          | 2018 (Lexington)     |
| Myisha Hines-Allen.....   | 2018 (Lexington)     |
| Sam Fuehring.....         | 2018 (Lexington)     |
| Arica Carter.....         | 2018 (Lexington)     |
| Asia Durr.....            | 2019 (Albany)        |
| Sam Fuehring.....         | 2019 (Albany)        |
| Dana Evans.....           | 2021 (Alamo)         |
| * Most Outstanding Player |                      |

## Louisville Individual NCAA Tournament Career Statistical Leaders

## Scoring

| No. | Name               | Years        | Pts.       |
|-----|--------------------|--------------|------------|
| 1.  | Shoni Schimmel     | 10-14        | 285        |
| 2.  | Asia Durr          | 15-19        | 262        |
| 3.  | Angel McCoughtry   | 05-09        | 243        |
| 4.  | Myisha Hines-Allen | 14-18        | 198        |
| 5.  | <b>Dana Evans</b>  | <b>17-21</b> | <b>150</b> |
| 6.  | Sam Fuehring       | 15-19        | 144        |
| 7.  | Bria Smith         | 11-15        | 134        |
| 8.  | Antonita Slaughter | 10-14        | 129        |
| 9.  | Jude Schimmel      | 11-15        | 128        |
| 10. | Candyce Bingham    | 07-09        | 120        |

## Scoring Average

| No. | Name               | Years        | Avg.        |
|-----|--------------------|--------------|-------------|
| 1.  | Angel McCoughtry   | 05-09        | 20.3        |
| 2.  | Shoni Schimmel     | 10-14        | 19.0        |
| 3.  | Asia Durr          | 15-19        | 18.7        |
| 4.  | Myisha Hines-Allen | 14-18        | 15.2        |
| 5.  | Candyce Bingham    | 07-09        | 13.3        |
| 6.  | Shawnta' Dyer      | 10-15        | 12.2        |
| 7.  | Tia Gibbs          | 10-14        | 12.1        |
| 8.  | <b>Dana Evans</b>  | <b>17-21</b> | <b>11.5</b> |
| 9.  | Mariya Moore       | 14-17        | 11.4        |
| 10. | Chauntise Wright   | 05-08        | 10.4        |
| 11. | Sam Fuehring       | 15-19        | 10.3        |

## Field Goals Made

| No. | Name               | Years        | FGs       |
|-----|--------------------|--------------|-----------|
| 1.  | Shoni Schimmel     | 10-14        | 105       |
| 2.  | Angel McCoughtry   | 05-09        | 95        |
| 3.  | Asia Durr          | 15-19        | 92        |
| 4.  | Myisha Hines-Allen | 14-18        | 90        |
| 5.  | Sam Fuehring       | 15-19        | 60        |
| 6.  | <b>Dana Evans</b>  | <b>17-21</b> | <b>57</b> |
| 7.  | Jazmine Jones      | 16-19        | 50        |
|     | Antonita Slaughter | 10-14        | 48        |
| 9.  | Candyce Bingham    | 07-09        | 47        |
| 10. | Sara Hammond       | 11-15        | 45        |
|     | Bria Smith         | 11-15        | 45        |

## Field Goal Percentage

| No. | Name             | Years | Pct.          |
|-----|------------------|-------|---------------|
| 1.  | Kelly Rose       | 93-94 | .647 (11-17)  |
| 2.  | Chauntise Wright | 05-08 | .639 (23-36)  |
| 3.  | Keshia Hines     | 07-11 | .593 (35-59)  |
| 4.  | Jazz Covington   | 04-07 | .590 (23-39)  |
| 5.  | Jazmine Jones    | 16-19 | .581 (50-86)  |
| 6.  | Tia Gibbs        | 10-14 | .574 (31-54)  |
| 7.  | Shawnta' Dyer    | 11-15 | .571 (24-42)  |
| 8.  | Sam Fuehring     | 15-19 | .561 (60-107) |
| 9.  | Asia Taylor      | 10-14 | .528 (28-53)  |
| 10. | Nell Knox        | 93-94 | .524 (11-21)  |

| No. | Name           | Years | Assts. |
|-----|----------------|-------|--------|
| 1.  | Shoni Schimmel | 10-14 | 63     |
| 2.  | Bria Smith     | 11-14 | 46     |
| 3.  | Arica Carter   | 14-18 | 43     |
| 4.  | Jude Schimmel  | 11-14 | 41     |
| 5.  | Asia Durr      | 15-18 | 38     |

## Free Throws Made

| No. | Name             | Years | FTs |
|-----|------------------|-------|-----|
| 1.  | Bria Smith       | 11-15 | 44  |
| 2.  | Asia Durr        | 15-19 | 42  |
| 3.  | Angel McCoughtry | 05-09 | 40  |
| 4.  | Shoni Schimmel   | 10-14 | 34  |
| 5.  | Jude Schimmel    | 11-15 | 28  |
| 6.  | Monique Reid     | 08-13 | 25  |
|     | Becky Burke      | 08-12 | 25  |
| 8.  | Asia Durr        | 15-18 | 24  |
| 9.  | Mariya Moore     | 14-17 | 24  |
| 10. | Sharon Bellamy   | 97-00 | 23  |

## Free Throw Percentage

| No. | Name          | Years | Pct.         |
|-----|---------------|-------|--------------|
| 1.  | Tia Gibbs     | 10-14 | 100 (10-10)  |
| 2.  | Haley Harris  | 97-98 | .923 (12-13) |
| 3.  | Becky Burke   | 08-12 | .893 (25-28) |
| 4.  | Jill Morton   | 97-00 | .857 (12-14) |
| 5.  | Arica Carter  | 14-19 | .833 (10-12) |
| 6.  | Bria Smith    | 11-15 | .800 (44-55) |
| 7.  | Asia Durr     | 15-19 | .792 (42-53) |
| 8.  | Kelly Rose    | 93-94 | .786 (11-14) |
| 9.  | Sara Hammond  | 11-15 | .783 (18-23) |
| 10. | Jude Schimmel | 11-15 | .778 (28-36) |
|     | Asia Taylor   | 10-14 | .778 (14-18) |

## Rebounding

| No. | Name               | Years | Reb. |
|-----|--------------------|-------|------|
| 1.  | Myisha Hines-Allen | 14-18 | 106  |
| 2.  | Angel McCoughtry   | 05-09 | 100  |
| 3.  | Candyce Bingham    | 07-09 | 79   |
| 4.  | Sam Fuehring       | 15-18 | 75   |
| 5.  | Sara Hammond       | 11-15 | 72   |
| 6.  | Bria Smith         | 11-15 | 69   |
| 7.  | Keshia Hines       | 07-11 | 65   |
| 8.  | Shoni Schimmel     | 10-14 | 64   |
| 9.  | Asia Durr          | 15-19 | 61   |
| 10. | Kylee Shook        | 16-19 | 56   |
|     | Antonita Slaughter | 10-14 | 56   |

## Rebounding Average

| No. | Name               | Years | Avg. |
|-----|--------------------|-------|------|
| 1.  | Candyce Bingham    | 07-09 | 8.8  |
| 2.  | Angel McCoughtry   | 05-09 | 8.3  |
| 3.  | Myisha Hines-Allen | 14-18 | 8.2  |
| 4.  | Asia Taylor        | 10-14 | 5.9  |
| 5.  | Mariya Moore       | 14-17 | 5.5  |
| 6.  | Sam Fuehring       | 15-19 | 5.4  |
|     | Keshia Hines       | 07-11 | 5.4  |
| 8.  | Tia Gibbs          | 10-14 | 5.3  |
| 9.  | Shawnta' Dyer      | 10-15 | 5.0  |

## Assists

| No. | Name              | Years          | Assts.    |
|-----|-------------------|----------------|-----------|
| 6.  | Patrika Barlow    | 05-08          | 36        |
| 7.  | Jazmine Jones     | 16-19          | 32        |
| 8.  | Deseree' Byrd     | 07-09          | 29        |
| 9.  | Mariya Moore      | 14-17          | 26        |
| 10. | <b>Dana Evans</b> | <b>17-pres</b> | <b>25</b> |

## Steals

| No. | Name               | Years        | Stls.     |
|-----|--------------------|--------------|-----------|
| 1.  | Jude Schimmel      | 11-15        | 37        |
| 2.  | Shoni Schimmel     | 10-14        | 34        |
| 3.  | Angel McCoughtry   | 05-09        | 31        |
| 4.  | Bria Smith         | 11-15        | 28        |
| 5.  | Tia Gibbs          | 10-14        | 19        |
| 6.  | Candyce Bingham    | 07-09        | 17        |
| 7.  | Myisha Hines-Allen | 14-18        | 16        |
|     | Keshia Hines       | 07-11        | 16        |
| 9.  | <b>Dana Evans</b>  | <b>17-21</b> | <b>15</b> |
|     | Arica Carter       | 14-19        | 15        |
|     | Asia Durr          | 15-19        | 15        |
|     | Sara Hammond       | 11-15        | 15        |

## Blocked Shots

| No. | Name                     | Years        | Blks.    |
|-----|--------------------------|--------------|----------|
| 1.  | Sara Hammond             | 11-15        | 11       |
|     | Angel McCoughtry         | 05-09        | 11       |
| 3.  | Kylee Shook              | 16-19        | 10       |
| 4.  | Sam Fuehring             | 15-19        | 9        |
| 5.  | Keshia Hines             | 07-11        | 8        |
|     | Sheronne Vails           | 10-15        | 8        |
| 7.  | Myisha Hines-Allen       | 14-18        | 7        |
| 8.  | <b>Elizabeth Balogun</b> | <b>20-21</b> | <b>6</b> |
|     | Asia Durr                | 15-19        | 6        |
|     | Chauntise Wright         | 05-08        | 6        |
|     | Shoni Schimmel           | 10-14        | 6        |

## 3-Point Field Goals Made

| No. | Name               | Years        | 3FGs      |
|-----|--------------------|--------------|-----------|
| 1.  | Shoni Schimmel     | 10-14        | 41        |
| 2.  | Asia Durr          | 15-19        | 36        |
|     | Antonita Slaughter | 10-14        | 30        |
| 4.  | <b>Dana Evans</b>  | <b>17-21</b> | <b>18</b> |
| 5.  | Jude Schimmel      | 11-15        | 16        |
| 6.  | Mariya Moore       | 14-17        | 15        |
|     | Becky Burke        | 08-12        | 14        |
| 7.  | Tia Gibbs          | 10-14        | 13        |
|     | Angel McCoughtry   | 05-09        | 13        |
| 10. | Marla Inman        | 95-98        | 11        |

## 3-Point Field Goal Percentage

| No. | Name               | Years | Pct.          |
|-----|--------------------|-------|---------------|
| 1.  | Marla Inman        | 95-98 | .500 (11-22)  |
| 2.  | Tia Gibbs          | 10-14 | .481 (13-27)  |
| 3.  | Misty Smith        | 95-99 | .455 (10-22)  |
| 4.  | Antonita Slaughter | 10-14 | .417 (30-72)  |
| 5.  | Asia Durr          | 15-19 | .360 (36-100) |

## Louisville Team Records in NCAA Tournament Play

## Points

90 vs. Marquette, 3/18/18 (UL 90, MU 72)  
 88 vs. Idaho, 3/23/14 (UL 88, UI 42)  
 87 vs. Central Arkansas, 3/18/16 (UL 87, UCA 60)  
 86 vs. Stanford, 3/23/18 (UL 86, Stan 59)  
 86 vs. BYU, 3/21/15 (UL 86, BYU 53)  
 86 vs. Tennessee, 4/2/13 (UL 86, UT 78)

## Field Goals

40 vs. Marquette, 3/18/18 (UL 90, MU 72)  
 39 vs. Idaho, 3/23/14 (39/68)  
 36 vs. Chattanooga, 3/18/17 (36/59)  
 34 vs. Central Arkansas, 3/18/16 (34/62)  
 34 vs. Kansas State, 3/25/08 (34/64)

## Field Goal Attempts

81 vs. North Carolina, 3/29/08 (31/81)  
 77 vs. Georgia, 3/19/95 (25/77)  
 73 vs. Dayton, 3/28/15 (23/73)  
 70 vs. Michigan, 3/24/19 (30/70)  
 70 vs. Mississippi State, 3/30/18 (27/70)  
 70 vs. Baylor, 3/24/17 (21/70)  
 69 vs. Connecticut, 3/31/19 (29/69)  
 69 vs. Maryland, 4/1/14 (27/69)  
 69 vs. BYU, 3/17/07 (29/69)  
 69 vs. Xavier, 3/16/01 (27/69)

## Field Goal Percentage

.635 vs. Marquette, 3/18/18  
 .633 vs. Miami, 3/23/08 (31/49)  
 .610 vs. Chattanooga, 3/18/17 (36/59)  
 .600 vs. Vanderbilt, 3/20/11 (30/50)  
 .574 vs. Idaho, 3/23/14 (39/68)

## 3-Point Field Goals

16 vs. Baylor, 3/31/13 (16/25)  
 12 vs. LSU, 3/30/14 (12/30)  
**10 vs. Stanford, 3/30/21 (10/19)**  
**10 vs. Marist, 3/22/21 (10/30)**  
 10 vs. Vanderbilt, 3/18/06 (10/26)  
 10 vs. Oregon, 3/17/95 (10/20)  
 9 vs. Oregon State, 3/25/18 (9/25)  
 9 vs. Iowa, 3/25/14 (9/19)  
 9 vs. Xavier, 3/22/11 (9/16)  
 9 vs. Auburn, 3/14/97 (9/20)

## 3-Point Field Goal Attempts

**30 vs. Marist, 3/22/21 (10/30)**  
 30 vs. LSU, 3/30/14 (12/30)  
 27 vs. BYU, 3/17/07 (7/27)  
 26 vs. Michigan, 3/24/19 (8/26)  
 26 vs. Vanderbilt, 3/18/06 (10/26)  
 25 vs. Oregon State, 3/25/18 (9/25)  
 25 vs. Baylor, 3/31/13 (16/25)

## 3-Point Field Goal Percentage

.640 vs. Baylor, 3/31/13 (16/25)  
 .583 vs. Chattanooga, 3/18/17 (7/12)  
 .563 vs. Xavier, 3/22/11 (9/16)  
**.526 vs. Stanford, 3/30/21 (10/19)**  
 .500 vs. Oregon, 3/17/95 (10/20)  
 .474 vs. Iowa, 3/25/14 (9/19)

## Free Throws

27 vs. BYU, 3/21/15 (27/34)  
 22 vs. Iowa, 3/25/14 (22/25)  
 22 vs. Auburn, 3/14/97 (22/28)  
 20 vs. Xavier, 3/22/11 (20/25)  
 19 vs. Dayton, 3/28/15 (19/23)  
 19 vs. Utah, 3/14/98 (19/24)

## Free Throws Attempted

34 vs. BYU, 3/21/15 (27/34)  
 28 vs. Auburn, 3/14/97 (22/28)  
 25 vs. Iowa, 3/25/14 (22/25)  
 25 vs. Xavier, 3/22/11 (20/25)  
 24 vs. Utah, 3/14/98 (19/24)

## Free Throw Percentage

**1.000 vs. Marist, 3/22/2021 (8/8)**  
 .929 vs. Vanderbilt, 3/20/11 (13/14)  
 .923 vs. Duke, 3/16/98 (12/13)  
 .882 vs. LSU, 3/24/09 (15/17)  
 .880 vs. Iowa, 3/25/14 (22/25)  
 .857 vs. USF, 3/23/15 (12/14)  
 .857 vs. Tennessee, 4/2/13 (18/21)

## Rebounds

56 vs. North Carolina, 3/29/08  
 51 vs. Boise State, 3/16/18  
 50 vs. Baylor, 3/28/09  
 49 vs. Georgia, 3/19/95

## Assists

28 vs. Chattanooga, 3/18/17  
 27 vs. Marquette, 3/18/18  
 22 vs. Central Arkansas, 3/18/16  
 21 vs. Oregon State, 3/25/18  
 21 vs. LSU, 3/30/14  
 20 vs. Vanderbilt, 3/20/11

## Fewest Turnovers

3 vs. Oregon State, 3/25/18  
 5 vs. Connecticut, 3/31/19  
 5 vs. Oregon State, 3/29/19  
**7 vs. Oregon, 3/28/21**  
 8 vs. Middle Tennessee, 3/24/13  
 9 vs. Idaho, 3/23/14  
 9 vs. Connecticut, 4/7/09  
 9 vs. BYU, 3/17/07

## Steals

24 vs. BYU, 3/21/15  
 20 vs. Xavier, 3/22/11  
 18 vs. Maryland, 4/1/14  
 18 vs. Middle Tennessee, 3/24/13  
 16 vs. Liberty, 3/22/09

## Blocked Shots

9 vs. Miami, 3/23/08  
**8 vs. Marist, 3/22/21**  
 7 vs. USF, 3/23/15  
 6 vs. Robert Morris, 3/22/19  
 6 vs. Marquette, 3/18/18  
 6 vs. Central Arkansas, 3/18/16  
 6 vs. BYU, 3/21/15

## Fewest Points

49 vs. Southern Cal, 3/19/05 (USC 65, UL 49)  
 52 vs. Xavier, 3/16/01 (XU 80, UL 52)  
 53 vs. Duke, 3/16/98 (DU 69, UL 53)  
 54 vs. Connecticut, 4/7/09 (UC 76, UL 54)  
 55 vs. Texas, 3/17/83 (UT 84, UL 55)

## Fewest Field Goals

17 vs. Duke, 3/16/98 (17/66)  
 17 vs. Auburn, 3/14/97 (17/47)  
**19 vs. Northwestern, 3/24/21 (19/53)**  
 19 vs. Southern Cal, 3/19/05 (19/53)  
 21 vs. Baylor, 3/24/17 (21/70)  
 21 vs. California, 4/7/13 (21/47)  
 21 vs. Connecticut, 4/7/09 (21/68)  
 21 vs. Arizona State, 3/19/07 (21/52)  
 21 vs. Illinois, 3/12/99 (21/58)

## Fewest Field Goal Attempts

45 vs. Utah, 3/14/98 (23/45)  
 47 vs. California, 4/7/13 (21/47)  
 47 vs. Auburn, 3/14/97 (17/47)  
 49 vs. Iowa, 3/25/14 (26/49)  
 49 vs. Miami, 3/23/08 (31/49)

## Lowest Field Goal Percentage

.258 vs. Duke, 3/16/98 (17/66)  
 .300 vs. Baylor, 3/24/17 (21/70)  
 .309 vs. Connecticut, 4/7/09 (21/68)  
 .315 vs. Dayton, 3/28/15 (23/73)  
 .319 vs. Xavier, 3/16/01 (22/69)

## Fewest 3-Point Field Goals

1 vs. Dayton, 3/28/15 (1/15)  
 1 vs. LSU, 3/24/09 (1/7)  
 2 vs. Middle Tennessee, 3/24/13 (2/12)  
 2 vs. Boise State, 3/16/18 (2/10)  
 3 vs. Central Arkansas, 3/18/16 (3/10)  
 3 vs. BYU, 3/21/15 (3/15)  
 3 vs. Maryland, 3/19/12 (3/19)  
 3 vs. Oklahoma, 4/5/09 (3/13)  
 3 vs. Arizona State, 3/19/07 (3/13)  
 3 vs. Georgia, 3/19/95 (3/17)

## Fewest 3-Point Field Goal Attempts

7 vs. LSU, 3/24/09 (1/7)  
 8 vs. Kansas State, 3/25/08 (4/8)  
 10 vs. Central Arkansas, 3/18/16 (3/10)  
 10 vs. Utah, 3/14/98 (4/10)  
 10 vs. Boise State, 3/16/18 (2/10)  
 11 vs. Connecticut, 4/7/09 (4/11)  
 11 vs. Miami, 3/23/08 (5/11)

## Lowest 3-Point Field Goal Percentage

.067 vs. Dayton, 3/28/15 (1/15)  
 .143 vs. LSU, 3/24/09 (1/7)  
 .158 vs. Maryland, 3/19/12 (3/19)  
 .167 vs. Middle Tennessee, 3/24/13 (2/12)  
 .176 vs. Georgia, 3/19/95 (3/17)

## Fewest Free Throws

**1 vs. Stanford, 3/30/21 (1/4)**  
 3 vs. Michigan, 3/14/19 (3/4)  
 3 vs. Chattanooga, 3/18/17 (3/8)  
 3 vs. Southern Cal, 3/19/05 (3/5)  
 3 vs. Xavier, 3/16/01 (3/5)  
**4 vs. Oregon, 3/28/21 (4/6)**  
 4 vs. Idaho, 3/23/14 (4/7)  
 4 vs. Vanderbilt, 3/18/06 (4/7)

## Fewest Free Throw Attempts

**4 vs. Stanford, 3/30/21 (1/4)**  
 4 vs. Michigan, 3/24/19 (3/4)  
 5 vs. Southern Cal, 3/19/05 (3/5)  
 5 vs. Xavier, 3/16/01 (3/5)  
**6 vs. Oregon, 3/28/21 (4/6)**  
 7 vs. Mississippi State, 3/30/18 (5/7)  
 7 vs. Marquette, 3/18/18  
 7 vs. Idaho, 3/23/14 (4/7)  
 7 vs. Vanderbilt, 3/18/06 (4/7)

## Lowest Free Throw Percentage (min. 10 att.)

**.250 vs. Stanford, 3/30/21 (1/4)**  
 .389 vs. Texas, 3/17/83 (7/18)  
 .500 vs. Baylor, 3/28/09 (8/16)  
 .545 vs. Middle Tennessee, 3/24/13 (12/22)  
 .583 vs. DePaul, 3/20/16 (7/12)

## Fewest Rebounds

23 vs. Vanderbilt, 3/18/06  
 26 vs. California, 4/7/13  
 27 vs. Utah, 3/14/98  
 28 vs. Oregon State, 3/25/18  
 28 vs. Connecticut, 4/9/13  
 28 vs. Xavier, 3/22/11

## Fewest Assists

5 vs. LSU, 3/24/09  
 5 vs. Arizona State, 3/19/07  
 6 vs. Connecticut, 4/7/09  
 7 vs. Mississippi State, 3/30/18  
**8 vs. Oregon, 3/28/21**  
 9 vs. Baylor, 3/24/17  
 9 vs. Oklahoma, 4/5/09  
 9 vs. Baylor, 3/28/09  
 9 vs. Auburn, 3/21/93

## Most Turnovers

30 vs. Georgia, 3/17/84  
 28 vs. Texas, 3/17/83  
 27 vs. North Carolina, 3/29/08  
 25 vs. Miami, 3/23/08  
 22 vs. Georgia, 3/19/95  
 22 vs. Auburn, 3/21/93

## Fewest Points Allowed

34 vs. Robert Morris, 2019 (UL 69, RMU 34)  
 39 vs. Baylor, 2009 (UL 56, Baylor 39)  
**42 vs. Oregon, 3/28/21 (UL 60, Oregon 42)**  
 42 vs. Boise State, 2018 (UL 74, Boise St 42)  
 42 vs. Idaho, 2014 (UL 88, Idaho 42)  
 42 vs. Liberty, 2009 (UL 62, Liberty 42)  
**43 vs. Marist, 3/22/21 (UL 74, Marist 43)**  
 43 vs. Oregon St, 2018 (UL 76, OSU 43)  
 44 vs. Oregon St, 2019 (UL 61, OSU 44)  
 47 vs. LSU, 2014 (UL 73, LSU 47)



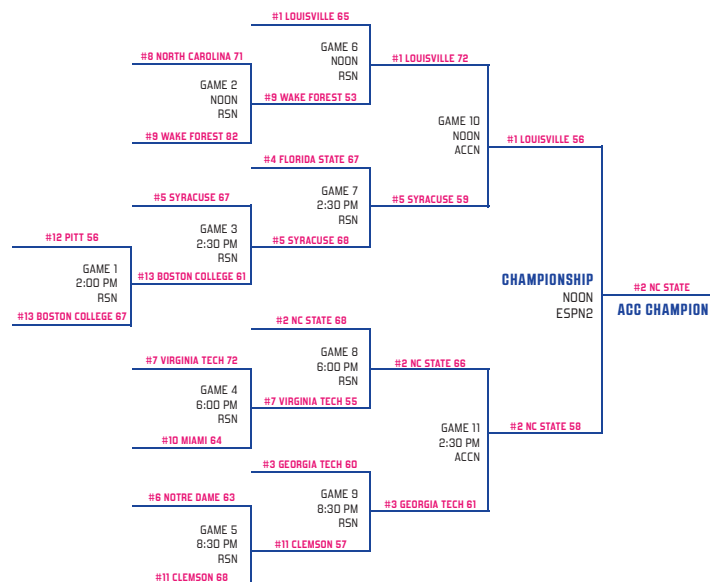
# 2021 NCAA DIVISION I WOMEN'S BASKETBALL CHAMPIONSHIP



\*All times listed in Eastern time.

## 2021 ACC Women's Basketball Tournament

**FIRST ROUND** WEDNESDAY • MARCH 3  
**SECOND ROUND** THURSDAY • MARCH 4  
**QUARTERFINALS** FRIDAY • MARCH 5  
**SEMIFINALS** SATURDAY • MARCH 6  
**CHAMPIONSHIP** SUNDAY • MARCH 7



### 2021 ACC Women's Basketball Tournament

Greensboro Coliseum - Greensboro, N.C. (all times Eastern)

**Wednesday, March 3 | First Round**  
 No. 13 Boston College 67, No. 12 Pitt 56

**Thursday, March 4 | Second Round**  
 No. 9 Wake Forest 82, No. 8 North Carolina 71  
 No. 5 Syracuse 67, No. 13 Boston College 61  
 No. 7 Virginia Tech 72, No. 10 Miami 64  
 No. 11 Clemson 68, No. 6 Notre Dame 63

**Friday, March 5 | Quarterfinals**  
 No. 1 Louisville, 65, No. 9 Wake Forest 53  
 No. 5 Syracuse 68, No. 4 Florida State 67  
 No. 2 NC State 68, No. 7 Virginia Tech 55  
 No. 3 Georgia Tech 60, No. 11 Clemson 57

**Saturday, March 6 | Semifinals**  
 No. 1 Louisville 72, No. 5 Syracuse 59  
 No. 2 NC State 66, No. 3 Georgia Tech 61

**Sunday, March 7 | Championship**  
 No. 2 NC State 58, No. 1 Louisville 56

### ACC Women's Basketball Tournament History

**All-Time Record:** 12-6 (Second Round - 1-0; Quarters - 7-0; Semis - 3-4, Finals - 1-2)

**2014-15 (No. 3 Seed)**  
 March 6 - ACC Quarterfinal vs. North Carolina (W-OT, 77-75)  
 March 7 - ACC Semifinal vs. Florida State (L, 66-51)

**2015-16 (No. 2 Seed)**  
 March 4 - ACC Quarterfinal vs. Georgia Tech (W, 60-50)  
 March 5 - ACC Semifinal vs. Syracuse (L, 80-75)

**2016-17 (No. 5 Seed)**  
 March 2 - ACC Second Round vs. Clemson (W, 68-46)  
 March 3 - ACC Quarterfinal vs. NC State (W, 59-58)  
 March 4 - ACC Semifinal vs. Notre Dame (L, 84-73)

**2017-18 (No. 1 Seed)**  
 March 2 - ACC Quarterfinal vs. Virginia Tech (W, 73-70)  
 March 3 - ACC Semifinal vs. NC State (W, 64-59)  
 March 4 - ACC Final vs. Notre Dame (W, 74-72)

**2018-19 (No. 2 Seed)**  
 March 8 - ACC Quarterfinal vs. Clemson (W, 75-67)  
 March 9 - ACC Semifinal vs. NC State (W, 78-68)  
 March 10 - ACC Final vs. Notre Dame (L, 99-79)

**2019-20 (No. 1 Seed)**  
 March 6 - ACC Quarterfinal vs. Syracuse (W, 71-46)  
 March 7 - ACC Semifinal vs. Florida State (L, 62-60)

**2020-21 (No. 1 Seed)**  
 March 5 - ACC Quarterfinal vs. Wake Forest (W, 65-53)  
 March 6 - ACC Semifinal vs. Syracuse (W, 72-59)  
 March 7 - ACC Final vs. NC State (L, 58-56)

## ACC STANDINGS

| School                 | ACC  | Overall | Streak |
|------------------------|------|---------|--------|
| No. 5 Louisville ..... | 14-2 | 21-2    | W1     |
| No. 3 NC State .....   | 12-2 | 17-2    | W5     |
| Georgia Tech .....     | 12-6 | 14-7    | W1     |
| Florida State .....    | 9-7  | 10-7    | W1     |
| Syracuse.....          | 9-7  | 12-7    | L1     |
| Notre Dame .....       | 8-7  | 10-9    | L1     |
| Virginia Tech .....    | 8-8  | 13-8    | L1     |
| North Carolina .....   | 8-9  | 13-9    | W2     |
| Wake Forest .....      | 8-10 | 11-11   | L3     |
| Miami.....             | 8-10 | 11-10   | W3     |
| Clemson .....          | 5-12 | 10-12   | L6     |
| Pitt .....             | 3-12 | 5-13    | L4     |
| Boston College .....   | 2-11 | 6-11    | L1     |
| Duke .....             | 0-1  | 3-1     | L1     |
| Virginia.....          | 0-2  | 0-5     | L5     |

## ACC INDIV. RANKINGS

| Points Per Game               | 3-Point Percentage       |
|-------------------------------|--------------------------|
| 1. Dana Evans.....21.0        | 5. Kianna Smith.....39.1 |
|                               | 10. Dana Evans.....37.6  |
| Rebounds Per Game             | 3-Point FG Made Per Game |
| 13. Olivia Cochran.....6.7    | 8. Dana Evans.....2.4    |
| Field Goal Percentage         | 12. Kianna Smith.....2.1 |
| 11. Dana Evans.....44.8       |                          |
| Assists Per Game              | Blocked Shots Per Game   |
| 5. Elizabeth Balogun .....1.7 |                          |
| 6. Dana Evans.....4.4         | 10. Liz Dixon .....1.3   |
| Free Throw Percentage         | Assist/Turnover Ratio    |
| 1. Dana Evans.....93.8        | 3. Dana Evans.....2.13   |
| Steals Per Game               | Minutes Played Per Game  |
| 14. Dana Evans.....1.4        | 12. Dana Evans.....32.7  |

\*Numbers at end of regular season

## NCAA INDIV. RANKINGS

| Points Per Game         | Field Goals Made       |
|-------------------------|------------------------|
| 19. Dana Evans.....21.0 | 11. Dana Evans.....176 |
| Total Points            | Free Throw Percentage  |
| 11. Dana Evans.....484  | 2. Dana Evans.....93.8 |
| Field Goal Attempts     | 3-Point FG Made        |
| 9. Dana Evans.....393   | 19. Dana Evans.....56  |

\*Numbers at end of regular season

2 NCAA RUNNER-UPS (2009, 2013) | 3 FINAL FOURS (2009, 2013, 2018) | 6 ELITE EIGHTS | 10 SWEET 16'S | 23 NCAA TOURNAMENTS

[illegible]





# O RAMANI PARKER

Forward | 6-4 | Redshirt-Freshman  
Fresno, Calif. | Montverde Academy

| SEASON HIGHS |  | MISC STATS              |   | Season | Career |
|--------------|--|-------------------------|---|--------|--------|
| Points.....  | 10 vs. Bellarmine (1/2/21)               | Double-Doubles.....     |   |        |        |
| Reb.....     | 7 vs. ECU (11/29/20)                     | 10-Plus Points.....     | 1 |        | 1      |
| Asst.....    | 1 vs. Syracuse (3/6/21)                  | 20-Plus Points.....     |   |        |        |
| Blocks.....  | 1, (five times) latest vs. Wake (3/5/21) | 30-Plus Points.....     |   |        |        |
| Steals.....  | 1 vs. NC State (3/7/21)                  | Team-High Points.....   |   |        |        |
| FGM.....     | 5 vs. Bellarmine (1/2/21)                | 10-Plus Rebounds.....   |   |        |        |
| FGA.....     | 5 vs. Bellarmine (1/2/21)                | Team-High Rebounds..... |   |        |        |
| 3FGM.....    |  | 10-Plus Assists.....    |   |        |        |
| 3FGA.....    |  | Team-High Assists.....  |   |        |        |
| FT.....      | 3 at BC (2/4/21)                         |                         |   |        |        |
| FTA.....     | 3 vs. UTM (12/6/20), at BC (2/4/21)      |                         |   |        |        |
| Minutes..... | 16 vs. Wake (3/5/21)                     |                         |   |        |        |

| 2020-21 GAME-BY-GAME |     |      |       |      |       |    |     |    |     |     |     |     |  |
|----------------------|-----|------|-------|------|-------|----|-----|----|-----|-----|-----|-----|--|
| Opponent             | Min | FG-A | 3PT-A | FT-A | O-D-T | PF | AST | TO | BLK | STL | PTS | AVG |  |
| at SEMO              | 8   | 1-2  | 0-0   | 0-0  | 1-3-4 | 2  | 0   | 3  | 1   | 0   | 2   | 2.0 |  |
| ECU                  | 15  | 1-2  | 0-0   | 0-0  | 1-6-7 | 4  | 0   | 1  | 0   | 0   | 2   | 2.0 |  |
| vs. DEPAUL           | 10  | 3-3  | 0-0   | 1-2  | 1-3-4 | 3  | 0   | 1  | 0   | 0   | 7   | 3.7 |  |
| UTM                  | 5   | 1-2  | 0-0   | 2-3  | 2-0-2 | 1  | 0   | 0  | 0   | 0   | 4   | 3.8 |  |
| at DUKE              | 1   | 0-1  | 0-0   | 0-0  | 0-0-0 | 0  | 0   | 0  | 0   | 0   | 0   | 3.0 |  |
| NKU                  | 2   | 1-1  | 0-0   | 0-0  | 0-1-1 | 2  | 0   | 0  | 0   | 0   | 2   | 2.8 |  |
| BELL                 | 9   | 5-5  | 0-0   | 0-2  | 0-1-1 | 0  | 0   | 0  | 0   | 0   | 10  | 3.9 |  |
| UTM                  | 2   | 0-0  | 0-0   | 0-0  | 0-1-1 | 0  | 0   | 2  | 0   | 0   | 0   | 3.4 |  |
| at VT                |     |      |       |      | DNP   |    |     |    |     |     |     |     |  |
| CLEMSON              | 2   | 0-0  | 0-0   | 0-0  | 0-0-0 | 0  | 0   | 0  | 0   | 0   | 0   | 3.0 |  |
| BC                   | 2   | 0-0  | 0-0   | 0-0  | 0-0-0 | 0  | 0   | 0  | 1   | 0   | 0   | 2.7 |  |
| FSU                  | 2   | 2-2  | 0-0   | 0-0  | 0-2-2 | 0  | 0   | 0  | 1   | 0   | 4   | 2.8 |  |
| SYR                  |     |      |       |      | DNP   |    |     |    |     |     |     |     |  |
| at WAKE              |     |      |       |      | DNP   |    |     |    |     |     |     |     |  |
| MIAMI                |     |      |       |      | DNP   |    |     |    |     |     |     |     |  |
| UNC                  |     |      |       |      | DNP   |    |     |    |     |     |     |     |  |
| NC STATE             |     |      |       |      | DNP   |    |     |    |     |     |     |     |  |
| at BC                | 10  | 2-3  | 0-0   | 3-3  | 3-2-5 | 3  | 0   | 2  | 0   | 0   | 7   | 3.2 |  |
| ND                   |     |      |       |      | DNP   |    |     |    |     |     |     |     |  |
| GT                   |     |      |       |      | DNP   |    |     |    |     |     |     |     |  |
| at PITT              | 4   | 0-0  | 0-0   | 2-2  | 1-1-2 | 0  | 0   | 0  | 1   | 0   | 2   | 3.1 |  |
| at FSU               |     |      |       |      | DNP   |    |     |    |     |     |     |     |  |
| at ND                |     |      |       |      | DNP   |    |     |    |     |     |     |     |  |
| vs. WAKE             | 16  | 3-3  | 0-0   | 0-0  | 1-3-4 | 0  | 0   | 0  | 1   | 0   | 6   | 3.3 |  |
| vs. SYR              | 11  | 0-4  | 0-0   | 0-0  | 1-2-3 | 1  | 1   | 1  | 0   | 0   | 0   | 3.1 |  |
| vs. NC STATE         | 10  | 0-1  | 0-1   | 0-0  | 0-1-1 | 2  | 0   | 0  | 0   | 1   | 0   | 2.9 |  |
| vs. MARIST           | 6   | 0-0  | 0-0   | 0-0  | 0-1-1 | 1  | 0   | 0  | 0   | 0   | 0   | 2.7 |  |
| vs. NW               |     |      |       |      | DNP   |    |     |    |     |     |     |     |  |
| vs. OREGON           |     |      |       |      | DNP   |    |     |    |     |     |     |     |  |
| vs. STANFORD         |     |      |       |      | DNP   |    |     |    |     |     |     |     |  |

- Redshirt Freshman Year (2020-21)**
  - Played in 17 games, averaging 2.7 points and 2.2 rebounds, while shooting 65.5 percent from the floor.
  - Recorded six points and four rebounds in a season-high 16 minutes in the ACC Quarterfinals vs. Wake Forest on 3/5.
  - Recorded seven points and five rebounds in 10 minutes vs. Boston College on 2/4.
  - Career-high ten points on 5-5 from the field in a win vs. Bellarmine on 1/2.
  - Recorded seven points on a 3-3 from the field in 10 minutes vs. DePaul on 12/4.
  - Career-high seven rebounds in 15 minutes vs. ECU on 11/29.
  - Posted two points and four rebounds in eight minutes in first collegiate game at SEMO on 11/25.
- Freshman Year (2019-20)**
  - Redshirted
- High School**
  - Comes to Louisville as a four-star prospect, ranked 99th overall in the class of 2019, according to espnW HoopGurlz.
  - Rated No. 13 at the forward position by espnW.
  - Rated 29th overall and as the seventh-best forward by Prospects Nation.
  - Played for Central High School in Fresno, Calif., before transferring to Montverde Academy in Montverde, Fla., for her senior season.
  - Named to Citizen Naismith High School Girls' Watch List.
  - Chose Louisville over Stanford, UCLA, Notre Dame, Michigan, Duke, Ohio State and Oregon State, Baylor and South Carolina.

| RAMANI PARKER CAREER STATISTICS |       |         |        |      |         |      |          |      |          |     |     |     |    |    |     |    |     |     |         |     |
|---------------------------------|-------|---------|--------|------|---------|------|----------|------|----------|-----|-----|-----|----|----|-----|----|-----|-----|---------|-----|
| Season                          |       |         | Total  |      | 3-Point |      | F-Throws |      | Rebounds |     |     |     |    |    |     |    |     |     | Scoring |     |
|                                 | gp-gs | min/avg | fg-fga | pct  | fg-fga  | pct  | ft-fta   | pct  | off      | def | tot | avg | pf | fo | ast | to | blk | stl | pts     | avg |
| 2020-21                         | 17-0  | 118/6.9 | 19-29  | .655 | 0-1     | .000 | 8-12     | .667 | 11       | 27  | 38  | 2.2 | 19 | 0  | 1   | 10 | 5   | 1   | 46      | 2.7 |
| TOTAL                           | 17-0  | 118/6.9 | 19-29  | .655 | 0-1     | .000 | 8-12     | .667 | 11       | 27  | 38  | 2.2 | 19 | 0  | 1   | 10 | 5   | 1   | 46      | 2.7 |



# 1 DANA EVANS

Guard | 5-6 | Senior  
Gary, Ind. | West Side

| SEASON HIGHS |  |  |
|--------------|--|--|
| Points.....  | 29, (four times) latest vs. Oregon (3/28/21)   |  |
| Reb.....     | 6 vs. NKU (1/1/21), vs. Miami (1/26/21)        |  |
| Asst.....    | 8 vs. FSU (1/17/21)                            |  |
| Blocks.....  | 1 at SEMO (11/25/20), vs. Wake (3/5/21)        |  |
| Steals.....  | 3, (four times) latest at BC (2/4/21)          |  |
| FGM.....     | 11, (three times) latest vs. Oregon (3/28/21)  |  |
| FGA.....     | 22, (three times) latest vs. NC State (2/1/21) |  |
| 3FGM.....    | 6 vs. UTM (1/5/21), vs. Stanford (3/30/21)     |  |
| 3FGA.....    | 11 vs. Notre Dame (2/7/21)                     |  |
| FT.....      | 8 vs. Miami (1/26/21), vs. GT (2/11/21)        |  |
| FTA.....     | 8 vs. Miami (1/26/21), vs. GT (2/11/21)        |  |
| Minutes..... | 40, (three times) latest vs. NC State (2/1/21) |  |

| CAREER HIGHS |  |  |
|--------------|--|--|
| Points.....  | 29, (four times) latest vs. Oregon (3/28/21)   |  |
| Reb.....     | 7, (two times) latest vs. Pitt (1/27/19)       |  |
| Asst.....    | 10 at UK (12/17/17), at UK (12/15/19)          |  |
| Blocks.....  | 1, (five times) latest vs. Wake (3/5/21)       |  |
| Steals.....  | 5, (two times) latest vs. UConn (3/31/19)      |  |
| FGM.....     | 11, (three times) latest vs. Oregon (3/28/21)  |  |
| FGA.....     | 22, (three times) latest vs. NC State (2/1/21) |  |
| 3FGM.....    | 7 at Clemson (1/2/20), at BC (1/16/20)         |  |
| 3FGA.....    | 13 at Clemson (1/2/20)                         |  |
| FT.....      | 10 vs. CMU (11/14/19), at UTM (12/19/19)       |  |
| FTA.....     | 11 vs. CMU (11/14/19)                          |  |
| Minutes..... | 50 at UT Martin (12/19/19)                     |  |

| MISC STATS              |  |  | Season | Career |
|-------------------------|--|--|--------|--------|
| Double-Doubles.....     |  |  | 0      | 2      |
| 10-Plus Points.....     |  |  | 29     | 84     |
| 20-Plus Points.....     |  |  | 19     | 31     |
| 30-Plus Points.....     |  |  | 0      | 0      |
| Team-High Points.....   |  |  | 20     | 41     |
| 10-Plus Rebounds.....   |  |  | 0      | 0      |
| Team-High Rebounds..... |  |  | 0      | 0      |
| 10-Plus Assists.....    |  |  | 0      | 2      |
| Team-High Assists.....  |  |  | 20     | 69     |

| 2020-21 GAME-BY-GAME |     |       |       |      |       |    |     |    |     |     |     |      |  |  |  |  |
|----------------------|-----|-------|-------|------|-------|----|-----|----|-----|-----|-----|------|--|--|--|--|
| Opponent             | Min | FG-A  | 3PT-A | FT-A | O-D-T | PF | AST | TO | BLK | STL | PTS | AVG  |  |  |  |  |
| at SEMO*             | 32  | 6-15  | 0-5   | 3-4  | 0-2-2 | 1  | 6   | 2  | 1   | 1   | 15  | 15.0 |  |  |  |  |
| EKU*                 | 20  | 7-16  | 4-9   | 2-3  | 0-0-0 | 1  | 7   | 0  | 0   | 2   | 20  | 17.5 |  |  |  |  |
| vs. DEPAUL*          | 21  | 9-17  | 0-2   | 2-2  | 0-3-3 | 3  | 7   | 4  | 0   | 1   | 20  | 18.3 |  |  |  |  |
| UTM*                 | 27  | 9-18  | 4-9   | 4-5  | 0-1-1 | 2  | 1   | 1  | 0   | 2   | 26  | 20.3 |  |  |  |  |
| at DUKE*             | 39  | 9-20  | 2-6   | 4-4  | 0-1-1 | 1  | 2   | 4  | 0   | 3   | 24  | 21.0 |  |  |  |  |
| NKU*                 | 37  | 7-20  | 4-8   | 2-2  | 0-6-6 | 2  | 5   | 2  | 0   | 3   | 20  | 20.8 |  |  |  |  |
| BELL*                | 17  | 4-8   | 0-3   | 3-3  | 1-2-3 | 0  | 3   | 3  | 0   | 0   | 11  | 19.4 |  |  |  |  |
| UTM*                 | 24  | 10-12 | 6-7   | 3-3  | 0-2-2 | 2  | 5   | 2  | 0   | 2   | 29  | 20.6 |  |  |  |  |
| at VT*               | 38  | 11-22 | 0-5   | 0-0  | 0-3-3 | 1  | 3   | 3  | 0   | 3   | 22  | 20.8 |  |  |  |  |
| CLEMSON*             | 23  | 4-8   | 2-4   | 0-0  | 0-2-2 | 3  | 3   | 4  | 0   | 0   | 10  | 19.7 |  |  |  |  |
| BC*                  | 34  | 9-16  | 3-5   | 3-3  | 0-2-2 | 1  | 3   | 1  | 0   | 2   | 24  | 20.1 |  |  |  |  |
| FSU*                 | 28  | 4-11  | 2-5   | 2-2  | 0-1-1 | 4  | 8   | 1  | 0   | 0   | 12  | 19.4 |  |  |  |  |
| SYR*                 | 40  | 9-20  | 3-8   | 0-0  | 0-4-4 | 2  | 7   | 3  | 0   | 1   | 21  | 19.5 |  |  |  |  |
| at WAKE*             | 40  | 8-22  | 2-6   | 7-7  | 2-2-4 | 1  | 3   | 1  | 0   | 2   | 25  | 19.9 |  |  |  |  |
| MIAMI*               | 37  | 5-15  | 2-9   | 8-8  | 0-6-6 | 1  | 5   | 2  | 0   | 0   | 20  | 19.9 |  |  |  |  |
| UNC*                 | 36  | 5-13  | 3-6   | 0-0  | 0-5-5 | 3  | 2   | 3  | 0   | 0   | 13  | 19.5 |  |  |  |  |
| NC STATE*            | 40  | 10-22 | 5-8   | 4-4  | 0-2-2 | 1  | 1   | 3  | 0   | 2   | 29  | 20.1 |  |  |  |  |
| at BC*               | 32  | 8-19  | 3-8   | 4-4  | 1-3-4 | 0  | 5   | 0  | 0   | 3   | 23  | 20.2 |  |  |  |  |
| ND*                  | 38  | 9-21  | 4-11  | 5-6  | 0-3-3 | 3  | 5   | 3  | 0   | 0   | 27  | 20.6 |  |  |  |  |
| GT*                  | 39  | 8-19  | 1-4   | 8-8  | 0-4-4 | 1  | 7   | 0  | 0   | 1   | 25  | 20.8 |  |  |  |  |
| at PITT*             | 33  | 11-20 | 3-5   | 4-4  | 0-0-0 | 1  | 2   | 0  | 0   | 2   | 29  | 21.2 |  |  |  |  |
| at FSU*              | 38  | 5-21  | 1-9   | 2-2  | 1-1-2 | 2  | 5   | 2  | 0   | 1   | 13  | 20.8 |  |  |  |  |
| at ND*               | 36  | 9-18  | 2-7   | 6-7  | 0-2-2 | 2  | 5   | 3  | 0   | 1   | 26  | 21.0 |  |  |  |  |
| vs. WAKE*            | 29  | 3-15  | 2-7   | 0-0  | 0-4-4 | 0  | 7   | 4  | 1   | 1   | 8   | 20.5 |  |  |  |  |
| vs. SYR*             | 34  | 4-11  | 0-5   | 5-6  | 1-1-2 | 1  | 3   | 1  | 0   | 1   | 13  | 20.2 |  |  |  |  |
| vs. NC STATE*        | 36  | 7-21  | 1-6   | 0-1  | 0-3-3 | 2  | 0   | 3  | 0   | 0   | 15  | 20.0 |  |  |  |  |
| vs. MARIST*          | 26  | 6-16  | 1-8   | 2-2  | 0-2-2 | 3  | 1   | 4  | 0   | 0   | 15  | 19.8 |  |  |  |  |
| vs. NW*              | 35  | 5-17  | 2-10  | 2-4  | 0-2-2 | 4  | 2   | 1  | 0   | 2   | 14  | 19.6 |  |  |  |  |
| vs. OREGON*          | 39  | 11-21 | 3-8   | 4-6  | 1-1-2 | 0  | 1   | 2  | 0   | 1   | 29  | 19.9 |  |  |  |  |
| vs. STANFORD*        | 36  | 9-20  | 6-8   | 0-2  | 0-3-3 | 4  | 3   | 2  | 0   | 1   | 24  | 20.1 |  |  |  |  |

**Senior Year (2020-21)**

- Selected with the 13th pick by the Dallas Wings in the 2021 WNBA Draft. Evans is the 14th Louisville player selected in the history of the WNBA Draft. Of the 14 WNBA Draft picks, 12 have played under head coach Jeff Walz. Louisville's six selections over the past three WNBA Drafts are tied with Baylor for most in country.
- Named WBCA Coaches' All-American for the second straight season. She is just the third Louisville player to earn WBCA Coaches' All-American team honors, the others being Angel McCoughtry in 2006-07, 2007-08 and 2008-09 and Asia Durr in 2017-18 and 2018-19.
- Named Associated Press First Team All-American. She is just the third player in program history to be named an AP First Team All-American, joined by Angel McCoughtry (2008-09) and Asia Durr (2017-18; 2018-19). Last season, Evans was named an AP Second Team All-American.
- Named USBWA, Wooden Award, espnW, Senior CLASS Award and Sports Illustrated First Team All-American.
- Named one of four Finalists for Naismith's Women's Trophy and the Wade Trophy.
- Named ACC Player of the Year for second consecutive season, joining Asia Durr as the only players in program history to earn conference player of the year multiple times. She is the ninth player in ACC history to win the award in back-to-back years. Last season, she became the first player in league history to go from winning ACC Sixth Player of the Year to winning ACC Player of the Year the following season.
- Named the ACC's Kay Yow Scholar-Athlete of the Year. She is the second Louisville player to win the Kay Yow award, joining Asia Durr who won the award in 2018 also after winning back-to-back ACC Player of the Year awards.
- Named to ACC All-Academic Team for the third consecutive season.
- Named to ACC All-Tournament First Team.
- Named Drysdale Award Top 5 Finalist, Dawn Staley Award Finalist and Honda Sports Award Finalist.
- Rated No. 2 on espnW Top 25 - "Evans has gone from complementary standout as a freshman to emerging star as a junior and now the reigning ACC player of the year with all of that responsibility and pressure."
- Twice named ACC Player of the Week (Jan. 25, 2021, Feb. 8, 2021), named USBWA National Player of the Week on Jan. 26, 2021 and espnW National Player of the Week on Feb. 8, 2021.
- Named ACC Preseason Player of the Year and preseason First Team All-ACC.
- Named one of five Associated Press Preseason All-Americans.
- ACC/NCAA Ranks - 20.1 ppg (ACC - 1, NCAA - 27); 87.3 free throw percentage (ACC - 2, NCAA - 16); 117 assists (ACC - 3); 3.9 assists per game (ACC - 8); 1.83 assist-to-turnover ratio (ACC - 4); 71.3-point field goals made (ACC - 2, NCAA - 17)
- In ACC games, led league in points per game (21.4 ppg) and free throw percentage (.966), ranks third in assist-to-turnover ratio (2.00), ranks sixth in assists per game (4.1 apg) and 3-pointers made per game (2.38 pg), ranks ninth in minutes played per game (35.8 mpg) and 3-point field goal percentage (.358) and ranks 11th in field goal percentage (.432).
- Scored in double figures in 29 of 30 games and scored in double figures in the first 23 games and 40 straight games overall prior to scoring eight points against Wake Forest in the ACC Tournament opener. It marked the longest streak at UofL in the last 20 years.
- Reached 20-plus points in 19 games this season, which ranked seventh nationally entering the tournament.
- Made at least one 3-pointer in 15 straight games from 1/10- 3/5 and 25 of 30 games overall. Made multiple 3-pointers in 21 of 30 games.
- Evans is the lone senior and finished with career record of 122-15 (.890). She concludes her career at Louisville with the fewest losses and the best winning percentage in program history. She is the only player in program history to claim four regular season conference titles.
- Excelled in late game situations - in 71-65 win vs. ND, scored the final five points, including a deep 3-pointer to put UofL up 69-65 with 56.7 seconds remaining and a pair of free throws with 13 seconds left to ice the game, in 79-76 win vs. Miami, she scored UofL's last 12 points, 12 of 14 points and shot 8-8 from the stripe in the fourth quarter, in 65-63 win at WF, she scored 10 of final 16 points, including game-winning and-one layup with 8 seconds left, in 71-67 win at VT, she scored four of last six points, including bucket at 2:43 to put Cards up 65-64 and bucket at 0:23 to put Cards up 69-67 and then got steal with 10 seconds to go to seal the game.
- Scored 24 points on 9-20 shooting, including a season-high tying six made threes in the Elite 8 vs. Stanford on 3/30.
- Tied her career-high with 29 points on 11-21 from the field in addition to two rebounds, an assist, a steal, and no fouls in 39 minutes in the Sweet 16 vs. Oregon.
- Recorded 14 points, marking her 27th time in double figures this season, in addition to two assists and two steals in the second round of the NCAA Tournament vs. Northwestern.
- Tied a career-high 29 points on 11-20 from the field at Pitt, marking her eighth time in the last nine games with 20 points or more.
- In a five-game stretch from 2/1-2/18, scored 20-plus points in every game, which equaled the longest stretch of her career. Had 133 points (26.6 points per game) in those games, her best five-game scoring stretch in her career. She twice tied her career-high with 29 points (vs. NCST, at Pitt) during the stretch. Asia Durr was the last player to score 20-plus in five straight, she did it twice during the 2016-17 season, scoring 135 points from 2/2-2/23.
- Recorded 25 points, seven assists, and four rebounds, converting on 8-8 from the free throw line, on her senior night vs. Georgia Tech.
- Named ACC and ESPNW Player of the Week after averaging 26.3 points, 3.7 assists, and 3.0 rebounds in games against NC State, Boston College and Notre Dame.
- Connected on her fourth three of the game with 56.7 seconds remaining to complete a team-high 27 points and five assists performance vs. Notre Dame on 2/7.
- Recorded 23 points, four rebounds, five assists, three steals, and no turnovers at Boston College on 2/4.
- Tied a career-high 29 points, playing all 40 minutes for the third time this season, tenth time in her career, vs. NC State on 2/1.
- Went 8-8 from the line and scored the last 12 points, recording 20 points and a team-high five assists vs. Miami on 1/26.
- Scored 25 points, including the game-winning and-one layup with 8.0 seconds remaining, in 40 minutes at Wake Forest on 1/24.
- Scored a team-high 21 points on 9-20 shooting, adding seven assists, while playing all 40 minutes in a win over No. 23 Syracuse on 1/21.
- Recorded a season-high eight assists in addition to 12 points in a home win vs. Florida State on 1/17.
- Recorded 24 points on 9-16 shooting from the field, including converting on her last seven shots, in a home win vs. Boston College on 1/14.
- Led the way with 22 points on 11-22 shooting, including four points in the final minute-plus, in a 71-67 win at VT on 1/7.
- Recorded a career-high 29 points on 10-12 shooting in a win vs. UT Martin on 1/5. Made 6-7 3-point attempts, including her first six attempts.
- Scored 24 points on 9-20 shooting in a season-high 39 minutes in a win at Duke on 12/9.
- Scored a team-high 26 points on 4-9 shooting from deep in just 27 minutes in a win over UT Martin on 12/6.
- Finished with 20 points and a team-high seven assists vs. DePaul on 12/4.
- Recorded a team-high 20 points and seven assists, while shooting 4-9 from deep, in a win over ECU on 11/29.
- Scored a team-high 15 points on 6-15 shooting, while dishing out a team-high six assists and recording a block at SEMO on 11/25.

| DANA EVANS CAREER STATISTICS |       |    |           |        |      |         |     |          |      |          |     |      |     |     |         |     |     |     |     |
|------------------------------|-------|----|-----------|--------|------|---------|-----|----------|------|----------|-----|------|-----|-----|---------|-----|-----|-----|-----|
| Season                       | gp-gs |    | min/avg   | Total  |      | 3-Point |     | F-Throws |      | Rebounds |     |      |     |     | Scoring |     |     |     |     |
|                              |       |    |           | fg-fga | pct  | fg-fga  | pct | ft-fa    | pct  | off      | def | tot  | avg | pf  | fo      | ast | to  | blk | stl |
| 2017-18                      | 39    | 1  | 820/21.0  | 71     | 195  | .364    | 11  | 49       | .224 | 47       | 59  | .797 | 10  | 67  | 77      | 2.0 | 89  | 1   | 43  |
| 2018-19                      | 36    | 5  | 933/25.9  | 130    | 311  | .418    | 50  | 130      | .385 | 64       | 76  | .842 | 19  | 68  | 87      | 2.4 | 72  | 1   | 56  |
| 2019-20                      | 30    | 29 | 1012/33.7 | 176    | 423  | .416    | 90  | 209      | .431 | 97       | 109 | .890 | 10  | 73  | 83      | 2.8 | 41  | 0   | 24  |
| 2020-21                      | 30    | 30 | 986/32.9  | 221    | 514  | .430    | 71  | 201      | .353 | 89       | 102 | .873 | 7   | 73  | 80      | 2.7 | 52  | 0   | 38  |
| TOTAL                        | 135   | 65 | 3751/27.8 | 598    | 1443 | .414    | 222 | 589      | .377 | 297      | 346 | .858 | 46  | 281 | 327     | 2.4 | 254 | 2   | 161 |



# 2 AHLANA SMITH

Guard | 5-9 | Junior  
Charlotte, N.C. | Gulf Coast State / UCLA / Mallard Creek

| SEASON HIGHS  | CAREER HIGHS  | MISC STATS  |
|---|---|---|
| Points..... 9 vs. EKU (11/29/20), at BC (2/4/21)<br>Reb..... 6 vs. EKU (11/29/20)<br>Asst..... 2, (seven times) latest vs. Marist (3/22/21)<br>Blocks..... 2 vs. Bellarmine (1/2/21)<br>Steals..... 3 at SEMO (11/25/20)<br>FGM..... 4 at BC (2/4/21)<br>FGA..... 7 at SEMO (11/25/20), vs. UTM (1/5/21)<br>3FGM..... 2 vs. EKU (11/29/20)<br>3FGA..... 4 vs. EKU (11/29/20)<br>FT..... 1, (six times), latest vs. UTM (1/5/21)<br>FTA..... 1, (five times), latest vs. UTM (1/5/21)<br>Minutes..... 25 vs. Bellarmine (1/2/21) | Points..... 13 at Loyola Maramount (11/6/18)*<br>Reb..... 7 vs. Colorado (3/3/19)*<br>Asst..... 4 at Illinois-Chicago (12/19/18)*<br>Blocks..... 2 vs. Bellarmine (1/2/21)<br>Steals..... 3 at SEMO (11/25/20)<br>FGM..... 6 at Loyola Maramount (11/6/18)*<br>FGA..... 10 at Loyola Maramount (11/6/18)*<br>3FGM..... 2 vs. EKU (11/29/20)<br>3FGA..... 5 at Loyola Maramount (11/6/18)*<br>FT..... 3 vs. Colorado (3/3/19)*<br>FTA..... 3 vs. Colorado (3/3/19)*<br>Minutes..... 25 at Utah (2/10/19)*, vs. Bellarmine (1/2/21) | SeasonCareer<br>Double-Doubles.....00<br>10-Plus Points.....00/1<br>20-Plus Points.....00<br>30-Plus Points.....00<br>Team-High Points.....00<br>10-Plus Rebounds.....00<br>Team-High Rebounds.....00<br>10-Plus Assists.....00<br>Team-High Assists.....00<br><br>*at UCLA |

| 2020-21 GAME-BY-GAME |     |      |       |      |       |    |     |    |     |     |     |     |  |  |  |  |
|----------------------|-----|------|-------|------|-------|----|-----|----|-----|-----|-----|-----|--|--|--|--|
| Opponent             | Min | FG-A | 3PT-A | FT-A | O-D-T | PF | AST | TO | BLK | STL | PTS | AVG |  |  |  |  |
| at SEMO*             | 21  | 3-7  | 0-2   | 1-2  | 1-0-1 | 2  | 2   | 1  | 0   | 3   | 7   | 7.0 |  |  |  |  |
| EKU*                 | 21  | 3-6  | 2-4   | 1-2  | 2-4-6 | 1  | 2   | 3  | 1   | 2   | 9   | 8.0 |  |  |  |  |
| vs. DEPAUL*          | 15  | 2-5  | 0-1   | 1-1  | 0-1-1 | 3  | 1   | 2  | 0   | 0   | 5   | 7.0 |  |  |  |  |
| UTM*                 | 13  | 0-2  | 0-2   | 1-2  | 0-0-0 | 1  | 2   | 0  | 0   | 1   | 1   | 5.5 |  |  |  |  |
| at DUKE              | 7   | 0-1  | 0-0   | 0-0  | 0-1-1 | 0  | 0   | 1  | 0   | 0   | 0   | 4.4 |  |  |  |  |
| NKU                  | 10  | 1-2  | 0-1   | 0-0  | 0-2-2 | 1  | 1   | 1  | 0   | 1   | 2   | 4.0 |  |  |  |  |
| BELL                 | 25  | 3-6  | 0-2   | 1-2  | 2-1-3 | 0  | 2   | 1  | 2   | 1   | 7   | 4.4 |  |  |  |  |
| UTM                  | 19  | 2-7  | 1-3   | 1-2  | 0-0-0 | 3  | 0   | 1  | 0   | 2   | 6   | 4.6 |  |  |  |  |
| at VT                | 14  | 2-2  | 0-0   | 0-0  | 0-0-0 | 0  | 0   | 0  | 0   | 0   | 4   | 4.6 |  |  |  |  |
| CLEMSON              |     |      |       |      | DNP   |    |     |    |     |     |     |     |  |  |  |  |
| BC                   | 5   | 0-1  | 0-0   | 0-0  | 0-0-0 | 1  | 2   | 1  | 0   | 0   | 0   | 4.1 |  |  |  |  |
| FSU                  | 12  | 2-4  | 1-2   | 0-0  | 0-1-1 | 0  | 0   | 1  | 0   | 0   | 5   | 4.2 |  |  |  |  |
| SYR                  | 2   | 0-1  | 0-0   | 0-0  | 0-0-0 | 0  | 0   | 0  | 0   | 0   | 0   | 3.8 |  |  |  |  |
| at WAKE              | 2   | 0-0  | 0-0   | 0-0  | 0-0-0 | 0  | 0   | 0  | 0   | 0   | 0   | 3.5 |  |  |  |  |
| MIAMI                | 5   | 0-1  | 0-1   | 0-0  | 0-0-0 | 2  | 0   | 0  | 0   | 0   | 0   | 3.3 |  |  |  |  |
| UNC                  | 3   | 0-1  | 0-0   | 0-0  | 0-0-0 | 0  | 1   | 0  | 0   | 0   | 0   | 3.1 |  |  |  |  |
| NC STATE             |     |      |       |      | DNP   |    |     |    |     |     |     |     |  |  |  |  |
| at BC                | 14  | 4-5  | 1-2   | 0-0  | 0-0-0 | 1  | 0   | 0  | 0   | 1   | 9   | 3.4 |  |  |  |  |
| ND                   |     |      |       |      | DNP   |    |     |    |     |     |     |     |  |  |  |  |
| GT                   | 1   | 0-0  | 0-0   | 0-0  | 0-0-0 | 0  | 0   | 1  | 0   | 0   | 0   | 3.2 |  |  |  |  |
| at PITT              | 8   | 0-0  | 0-0   | 0-0  | 1-1-2 | 1  | 1   | 0  | 1   | 0   | 0   | 3.1 |  |  |  |  |
| at FSU               | 2   | 0-0  | 0-0   | 0-0  | 0-0-0 | 0  | 0   | 0  | 0   | 0   | 0   | 2.9 |  |  |  |  |
| at ND*               | 11  | 1-2  | 0-0   | 0-0  | 0-1-1 | 2  | 0   | 0  | 0   | 1   | 2   | 2.9 |  |  |  |  |
| vs. WAKE             | 12  | 1-3  | 1-1   | 0-0  | 0-0-0 | 2  | 2   | 0  | 0   | 1   | 3   | 2.9 |  |  |  |  |
| vs. SYR              | 11  | 1-3  | 0-1   | 0-0  | 2-0-2 | 1  | 0   | 0  | 0   | 1   | 2   | 2.8 |  |  |  |  |
| vs. NC STATE         | 7   | 0-0  | 0-0   | 0-0  | 0-0-0 | 0  | 0   | 0  | 0   | 0   | 0   | 2.7 |  |  |  |  |
| vs. MARIST           | 22  | 3-4  | 1-2   | 0-0  | 0-3-3 | 2  | 2   | 0  | 0   | 1   | 7   | 2.9 |  |  |  |  |
| vs. NW               | 10  | 0-2  | 0-0   | 0-0  | 1-0-1 | 1  | 0   | 0  | 0   | 0   | 0   | 2.8 |  |  |  |  |
| vs. OREGON           | 3   | 0-0  | 0-0   | 0-0  | 0-0-0 | 0  | 0   | 1  | 0   | 0   | 0   | 2.7 |  |  |  |  |
| vs. STANFORD         | 8   | 3-3  | 0-0   | 0-0  | 0-1-1 | 0  | 0   | 1  | 0   | 1   | 6   | 2.8 |  |  |  |  |

- Junior Year (2020-21)**
- Played in 27 games with five starts, including starts in the first four games.
  - Averaged 2.8 points, while shooting 45.6 percent from the floor and 7-24 from 3-point range.
  - Scored six points on a perfect 3-3 shooting from the field in the Elite 8 vs. Stanford on 3/30.
  - Recorded seven points, three rebounds, and two assists in the first round of the NCAA Tournament vs. Marist.
  - Finished with two points vs. Notre Dame on 2/28.
  - Tied a season-high nine points, on 4-5 from the field, in a win at Boston College on 2/4.
  - Recorded seven points, three rebounds and a career-high two blocks in a win vs. Bellarmine on 1/2.
  - Recorded nine points, on 2-4 from three, in addition to two assists and six rebounds vs. EKU on 11/29.
  - Finished with seven points, three steals and two assists in her first Louisville start at SEMO on 11/25.
- Gulf Coast State - Sophomore Year (2019-20)**
- Named the 2019-20 NJCAA Division I Women's Basketball Player of the Year.
  - Named NJCAA First Team All-American, NJCAA Region VIII Player of the Year and NCJAA Player of the Week (11/4-11/10).
  - Led Gulf Coast State with 20.3 points and 2.7 steals per game, while also recording 4.8 rebounds and 2.0 assists per game. She shot 43.9 percent from the floor.
  - Led Gulf Coast State to a 23-5 record, including an undefeated 11-win mark at home. The Commodores finished as runner-up in the NJCAA South Atlantic District tournament before earning an at-large selection to the national tournament as the No. 5 seeded team.
  - Posted three 30-point performances throughout the season and put up double-digit scoring marks in all but one contest that she participated in.
  - Boasted a season-high 39-point performance in the second game of the season in a 97-89 win at Florida SouthWestern.
- UCLA - Freshman Year (2018-19)**
- Played in 32 games, the most of among freshmen on the team. She averaged 12.6 minutes, 3.0 points and 1.9 rebounds on the year.
  - Opened her collegiate career by scoring a career-high 13 points in UCLA's season opener at Loyola Marymount. She shot 6-10 from the floor and added four rebounds.
  - Pulled down a career-high seven rebounds against Colorado in UCLA's regular season finale.
- High School**
- At Mallard Creek High School, she was named First Team All-MeCKa 4A and State Tournament MVP as the Mavericks went 29-1 overall in her junior year.
  - The Mavericks fell in the state semifinals after winning the MeCKa 4A title in 2016.
  - She averaged 16.5 points, 4.0 rebounds and 4.0 assists per game in 2017.
  - Spent her first two seasons prepping at Zebulon B. Vance High School where averaged 21.7 points, 6.6 rebounds, 4.6 steals, 2.0 assists and 1.8 blocks per game as a sophomore, while being named All-League.
  - She averaged 19.4 points per game as a freshman.
  - Coming out of high school, she was ranked No. 30 in espnW's HoopGurlz rankings and No. 34 by Prospects Nation.

| AHLANA SMITH CAREER STATISTICS |               |          |        |      |         |      |          |      |          |     |     |     |    |    |     |    |     |     |     |         |  |
|--------------------------------|---------------|----------|--------|------|---------|------|----------|------|----------|-----|-----|-----|----|----|-----|----|-----|-----|-----|---------|--|
| Season                         | gp-gs min/avg |          | Total  |      | 3-Point |      | F-Throws |      | Rebounds |     |     |     |    |    |     |    |     |     |     | Scoring |  |
|                                |               |          | fg-fga | pct  | fg-fga  | pct  | ft-fga   | pct  | off      | def | tot | avg | pf | fo | ast | to | blk | stl | pts | avg     |  |
| 2018-19*                       | 32-0          | 403/12.6 | 40-111 | .360 | 8-36    | .222 | 8-14     | .571 | 20       | 42  | 62  | 1.9 | 34 | 0  | 20  | 29 | 8   | 19  | 96  | 3.0     |  |
| 2020-21                        | 27-5          | 285/10.6 | 31-68  | .456 | 7-24    | .292 | 6-11     | .545 | 9        | 16  | 25  | 0.9 | 24 | 0  | 18  | 15 | 4   | 16  | 75  | 2.8     |  |
| TOTAL                          | 27-5          | 285/10.6 | 31-68  | .456 | 7-24    | .292 | 6-11     | .545 | 9        | 16  | 25  | 0.9 | 24 | 0  | 18  | 15 | 4   | 16  | 75  | 2.8     |  |
| All*                           | 59-5          | 688/11.7 | 71-179 | .397 | 15-60   | .250 | 14-25    | .560 | 29       | 58  | 87  | 1.5 | 58 | 0  | 38  | 44 | 12  | 35  | 171 | 2.9     |  |





# 3 MALEA WILLIAMS

Forward | 6-4 | Freshman  
Georgetown, Ky. | Scott County

| SEASON HIGHS |  | Season                  | Career |
|--------------|--|-------------------------|--------|
| Points.....  | 7 vs. UTM (1/5/21)                       | Double-Doubles.....     | 0      |
| Reb.....     | 3 vs. UTM (1/5/21)                       | 10-Plus Points.....     | 0      |
| Asst.....    |  | 20-Plus Points.....     | 0      |
| Blocks.....  | 1, vs. UTM (1/5/21) vs. Marist (3/22/21) | 30-Plus Points.....     | 0      |
| Steals.....  |  | Team-High Points.....   | 0      |
| FGM.....     | 2, vs. UTM (1/5/21) vs. Marist (3/22/21) | 10-Plus Rebounds.....   | 0      |
| FGA.....     | 4 vs. UTM (1/5/21)                       | Team-High Rebounds..... | 0      |
| 3FGM.....    | 1, vs. UTM (1/5/21) vs. Marist (3/22/21) | 10-Plus Assists.....    | 0      |
| 3FGA.....    | 3 vs. Bellarmine (1/2/21), UTM (1/5/21)  | Team-High Assists.....  | 0      |
| FT.....      | 2 vs. UTM (1/5/21)                       |                         |        |
| FTA.....     | 2 vs. UTM (1/5/21)                       |                         |        |
| Minutes..... | 6 vs. UTM (1/5/21)                       |                         |        |

| 2020-21 GAME-BY-GAME |     |      |       |      |       |    |     |    |     |     |     |     |     |  |  |  |  |
|----------------------|-----|------|-------|------|-------|----|-----|----|-----|-----|-----|-----|-----|--|--|--|--|
| Opponent             | Min | FG-A | 3PT-A | FT-A | O-D-T | PF | AST | TO | BLK | STL | PTS | AVG |     |  |  |  |  |
| at SEMO              |     |      |       |      |       |    |     |    |     |     |     |     | DNP |  |  |  |  |
| EKU                  |     |      |       |      |       |    |     |    |     |     |     |     | DNP |  |  |  |  |
| vs. DEPAUL           |     |      |       |      |       |    |     |    |     |     |     |     | DNP |  |  |  |  |
| UTM                  |     |      |       |      |       |    |     |    |     |     |     |     | DNP |  |  |  |  |
| at DUKE              |     |      |       |      |       |    |     |    |     |     |     |     | DNP |  |  |  |  |
| NKU                  |     |      |       |      |       |    |     |    |     |     |     |     | DNP |  |  |  |  |
| BELL                 | 5   | 0-1  | 0-1   | 0-0  | 0-1-1 | 0  | 0   | 0  | 0   | 0   | 0   | 0.0 |     |  |  |  |  |
| UTM                  | 6   | 2-4  | 1-1   | 2-2  | 0-3-3 | 0  | 0   | 0  | 1   | 0   | 7   | 3.5 |     |  |  |  |  |
| at VT                |     |      |       |      |       |    |     |    |     |     |     |     | DNP |  |  |  |  |
| CLEMSON              | 2   | 0-0  | 0-0   | 0-0  | 0-1-1 | 0  | 0   | 1  | 0   | 0   | 0   | 2.3 |     |  |  |  |  |
| BC                   |     |      |       |      |       |    |     |    |     |     |     |     | DNP |  |  |  |  |
| FSU                  |     |      |       |      |       |    |     |    |     |     |     |     | DNP |  |  |  |  |
| SYR                  |     |      |       |      |       |    |     |    |     |     |     |     | DNP |  |  |  |  |
| at WAKE              |     |      |       |      |       |    |     |    |     |     |     |     | DNP |  |  |  |  |
| MIAMI                |     |      |       |      |       |    |     |    |     |     |     |     | DNP |  |  |  |  |
| UNC                  |     |      |       |      |       |    |     |    |     |     |     |     | DNP |  |  |  |  |
| NC STATE             |     |      |       |      |       |    |     |    |     |     |     |     | DNP |  |  |  |  |
| at BC                | 0+  | 0-0  | 0-0   | 0-0  | 0-0-0 | 0  | 0   | 0  | 0   | 0   | 0   | 1.8 |     |  |  |  |  |
| ND                   |     |      |       |      |       |    |     |    |     |     |     |     | DNP |  |  |  |  |
| GT                   |     |      |       |      |       |    |     |    |     |     |     |     | DNP |  |  |  |  |
| at PITT              | 1   | 0-0  | 0-0   | 0-0  | 0-0-0 | 0  | 0   | 0  | 0   | 0   | 0   | 1.4 |     |  |  |  |  |
| at FSU               | 1   | 0-0  | 0-0   | 0-0  | 0-0-0 | 1  | 0   | 0  | 0   | 0   | 0   | 1.2 |     |  |  |  |  |
| at ND                |     |      |       |      |       |    |     |    |     |     |     |     | DNP |  |  |  |  |
| vs. WAKE             |     |      |       |      |       |    |     |    |     |     |     |     | DNP |  |  |  |  |
| vs. SYR              |     |      |       |      |       |    |     |    |     |     |     |     | DNP |  |  |  |  |
| vs. NC STATE         |     |      |       |      |       |    |     |    |     |     |     |     | DNP |  |  |  |  |
| vs. MARIST           | 4   | 2-2  | 1-1   | 0-0  | 0-0-0 | 1  | 0   | 1  | 1   | 0   | 5   | 1.7 |     |  |  |  |  |
| vs. NW               |     |      |       |      |       |    |     |    |     |     |     |     | DNP |  |  |  |  |
| vs. OREGON           | 1   | 0-0  | 0-0   | 0-0  | 0-0-0 | 0  | 0   | 0  | 0   | 0   | 0   | 1.5 |     |  |  |  |  |
| vs. STANFORD         |     |      |       |      |       |    |     |    |     |     |     |     | DNP |  |  |  |  |

**Freshman Year (2020-21)**

- Played in eight games, averaging 1.5 points and shooting 4-7 from the floor and 2-3 from 3-point range.
- Scored five points and shot 1-1 from deep in four minutes in the first round of the NCAA Tournament vs. Marist.
- Recorded her first career points, contributing seven points and three rebounds vs. UT Martin on 1/5.
- First collegiate action on 1/2 vs. Bellarmine, totaling five minutes and one rebound.

**High School**

- Named Kentucky Association of Basketball Coaches Region 11 Player of the Year and to the Kentucky All-State Girls Basketball Team.
- A finalist for Kentucky Lions Eye Association Miss Basketball.
- During her senior season, she averaged 19.6 points, 13.6 rebounds, 2.1 assists and 1.8 steals per game.
- Scored a career-high 32 points in an 89-28 win over Bryan Station.
- Finished her career with 1,300 points and 1,200 rebounds.
- Led Scott County to a 28-7 record and a trip to the 11th region championship in 2019-20.
- In her sophomore and junior seasons, she helped lead the Cardinals to a combined 65-5 record and two trips to the Kentucky High School Athletic Association Sweet 16.

| MALEA WILLIAMS CAREER STATISTICS |       |         |        |      |         |      |          |       |          |     |     |     |    |    |     |    |     |     |         |     |
|----------------------------------|-------|---------|--------|------|---------|------|----------|-------|----------|-----|-----|-----|----|----|-----|----|-----|-----|---------|-----|
|                                  |       |         | Total  |      | 3-Point |      | F-Throws |       | Rebounds |     |     |     |    |    |     |    |     |     | Scoring |     |
| Season                           | gp-gs | min/avg | fg-fga | pct  | fg-fga  | pct  | ft-fta   | pct   | off      | def | tot | avg | pf | fo | ast | to | blk | stl | pts     | avg |
| 2020-21                          | 8-0   | 20/2.5  | 4-7    | .571 | 2-3     | .667 | 2-2      | 1.000 | 0        | 5   | 5   | 0.6 | 2  | 0  | 0   | 2  | 2   | 0   | 12      | 1.5 |
| TOTAL                            | 8-0   | 20/2.5  | 4-7    | .571 | 2-3     | .667 | 2-2      | 1.000 | 0        | 5   | 5   | 0.6 | 2  | 0  | 0   | 2  | 2   | 0   | 12      | 1.5 |



4 ELIZABETH BALOGUN

Guard | 6-1 | Junior

Chattanooga, Tenn. | Georgia Tech / Hamilton Heights Christian Academy

| SEASON HIGHS |   | CAREER HIGHS |   | MISC STATS              |  | Season | Career |
|--------------|---|--------------|---|-------------------------|--|--------|--------|
| Points.....  | 14 vs. Clemson (1/10/21), vs. Miami (1/26/21)   | Points ..... | 35 vs. North Carolina (1/31/19)*          | Double-Doubles.....     |  | 0      | 3      |
| Reb.....     | 8 vs. NKU (1/1/21)                              | Reb. ....    | 17 vs. Boston College (1/3/19)*           | 10-Plus Points.....     |  | 8      | 21/45  |
| Asst.....    | 5 vs. NKU (1/1/21), vs. UNC (1/28/21)           | Asst. ....   | 5, (three times) latest vs. UNC (1/28/21) | 20-Plus Points.....     |  | 0      | 6      |
| Blocks.....  | 4 vs. DePaul (12/4/20), vs. NKU (1/1/21)        | Blocks ..... | 6 vs. Syracuse (1/20/19)*                 | 30-Plus Points.....     |  | 0      | 2      |
| Steals.....  | 4 vs. Clemson (1/10/21)                         | Steals ....  | 5 vs. Houston (11/9/18)*                  | Team-High Points.....   |  | 0      | 14     |
| FGM .....    | 5, (three times) latest vs. Notre Dame (2/7/21) | FGM .....    | 12 vs. Seton Hall (12/20/18)*             | 10-Plus Rebounds.....   |  | 0      | 3/5    |
| FGA .....    | 10 vs. Notre Dame (2/7/21)                      | FGA .....    | 22 vs. Florida State (3/3/19)*            | Team-High Rebounds..... |  | 1      | 1/7    |
| 3FGM.....    | 4 vs. Miami (1/26/21)                           | 3FGM .....   | 6, (two times) latest vs. UNC (1/31/19)*  | 10-Plus Assists.....    |  | 0      | 0      |
| 3FGA.....    | 7 vs. Clemson (1/10/21)                         | 3FGA .....   | 12, (two times) latest vs. UNC (1/31/19)* | Team-High Assists.....  |  | 3      | 3/5    |
| FT .....     | 4 at Florida State (2/21/21)                    | FT .....     | 7 vs. UNC (1/31/19)*                      | *at Georgia Tech        |  |        |        |
| FTA .....    | 4, (three times) latest vs. FSU (2/21/21)       | FTA.....     | 9 vs. UNC (1/31/19)*                      |                         |  |        |        |
| Minutes..... | 31 at Wake (1/24/21)                            | Minutes..... | 41 vs. Houston (11/9/18)*                 |                         |  |        |        |

| 2020-21 GAME-BY-GAME |     |      |       |      |       |    |     |    |     |     |     |     |
|----------------------|-----|------|-------|------|-------|----|-----|----|-----|-----|-----|-----|
| Opponent             | Min | FG-A | 3PT-A | FT-A | O-D-T | PF | AST | TO | BLK | STL | PTS | AVG |
| at SEMO*             | 18  | 1-4  | 0-3   | 2-2  | 1-4-5 | 0  | 0   | 0  | 3   | 1   | 4   | 4.0 |
| EKU*                 | 20  | 5-8  | 2-4   | 0-0  | 1-6-7 | 3  | 4   | 2  | 3   | 3   | 12  | 8.0 |
| vs. DEPAUL*          | 11  | 0-2  | 0-0   | 0-0  | 0-3-3 | 3  | 1   | 2  | 4   | 0   | 0   | 5.3 |
| UTM*                 | 19  | 2-5  | 0-2   | 1-2  | 0-1-1 | 4  | 1   | 1  | 0   | 3   | 5   | 5.3 |
| at DUKE*             | 21  | 1-2  | 0-1   | 1-1  | 1-1-2 | 2  | 0   | 3  | 1   | 0   | 3   | 4.8 |
| NKU*                 | 21  | 1-6  | 0-3   | 0-0  | 4-4-8 | 2  | 5   | 3  | 4   | 2   | 2   | 4.3 |
| BELL*                | 15  | 2-7  | 0-2   | 0-1  | 2-2-4 | 1  | 2   | 1  | 2   | 0   | 4   | 4.3 |
| UTM*                 | 21  | 2-6  | 1-4   | 0-0  | 1-2-3 | 3  | 0   | 0  | 1   | 0   | 5   | 4.4 |
| at VT*               | 17  | 0-0  | 0-0   | 0-0  | 0-6-6 | 5  | 2   | 0  | 1   | 0   | 0   | 3.9 |
| CLEMSON              | 21  | 4-8  | 3-7   | 3-4  | 2-4-6 | 2  | 3   | 1  | 3   | 4   | 14  | 4.9 |
| BC*                  | 29  | 4-9  | 2-6   | 1-1  | 0-2-2 | 3  | 3   | 0  | 1   | 1   | 11  | 5.5 |
| FSU*                 | 22  | 2-3  | 1-2   | 1-2  | 2-3-5 | 0  | 2   | 4  | 1   | 0   | 6   | 5.5 |
| SYR*                 | 23  | 2-5  | 1-4   | 0-0  | 0-1-1 | 1  | 4   | 1  | 0   | 1   | 5   | 5.5 |
| at WAKE*             | 31  | 4-6  | 2-4   | 2-2  | 2-4-6 | 4  | 1   | 1  | 3   | 3   | 12  | 5.9 |
| MIAMI*               | 28  | 5-7  | 4-5   | 0-0  | 2-3-5 | 4  | 4   | 0  | 0   | 0   | 14  | 6.5 |
| UNC*                 | 26  | 3-6  | 2-3   | 2-2  | 2-5-7 | 2  | 5   | 0  | 0   | 0   | 10  | 6.7 |
| NC STATE             | 23  | 2-5  | 1-3   | 2-4  | 1-2-3 | 2  | 1   | 2  | 2   | 2   | 7   | 6.7 |
| at BC                | DNP |      |       |      |       |    |     |    |     |     |     |     |
| ND                   | 26  | 5-10 | 1-4   | 1-1  | 1-1-2 | 0  | 0   | 4  | 3   | 0   | 12  | 7.0 |
| GT                   | 28  | 4-6  | 1-2   | 0-0  | 0-2-2 | 3  | 2   | 1  | 2   | 2   | 9   | 7.1 |
| at PITT              | 24  | 4-9  | 0-2   | 2-2  | 3-2-5 | 1  | 0   | 3  | 3   | 0   | 10  | 7.3 |
| at FSU               | 26  | 2-6  | 0-4   | 4-4  | 2-2-4 | 3  | 2   | 1  | 0   | 1   | 8   | 7.3 |
| at ND*               | 16  | 0-1  | 0-1   | 0-0  | 1-2-3 | 0  | 0   | 0  | 0   | 2   | 0   | 7.0 |
| vs. WAKE             | 16  | 1-3  | 0-0   | 0-0  | 0-4-4 | 1  | 1   | 0  | 0   | 1   | 2   | 6.7 |
| vs. SYR              | 5   | 1-1  | 1-1   | 0-0  | 0-2-2 | 0  | 0   | 1  | 0   | 0   | 3   | 6.6 |
| vs. NC STATE         | 4   | 1-1  | 1-1   | 0-0  | 0-1-1 | 0  | 0   | 2  | 0   | 0   | 3   | 6.4 |
| vs. MARIST           | 18  | 1-5  | 1-4   | 2-2  | 0-3-3 | 3  | 0   | 2  | 2   | 0   | 5   | 6.4 |
| vs. NW               | 13  | 0-2  | 0-1   | 0-0  | 0-4-4 | 1  | 2   | 1  | 2   | 0   | 0   | 6.1 |
| vs. OREGON           | 15  | 1-4  | 0-1   | 0-0  | 0-3-3 | 0  | 3   | 1  | 2   | 1   | 2   | 6.0 |
| vs. STANFORD         | 8   | 0-2  | 0-1   | 0-0  | 0-2-2 | 1  | 0   | 0  | 0   | 0   | 0   | 5.8 |

- Junior Year (2020-21)
- Played in 29 games with 16 starts, averaging 5.8 points, 3.8 rebounds, 1.7 assists, 1.5 blocks and 0.9 steals.
  - Ranked third in ACC with 43 blocks and sixth with 1.5 blocks per game.
  - In ACC games, ranked 10th in league with 1.3 blocks per game.
  - Recorded at least one block in 19 of 29 games played with 14 multi-block games.
  - Made at least one 3-pointer in 10 straight games from 1/10-2/11, shooting 18-40 (.450) during that stretch.
  - Recorded 10 points, in addition to five rebounds, three blocks and three steals against Pittsburgh on 2/18.
  - Filled the stat sheet with nine points, two rebounds, two assists, two blocks and two steals vs. Georgia Tech on 2/11.
  - Scored 10 points on 5-10 from the field and blocked three shots vs. Notre Dame on 2/7.
  - Missed the game at BC on 2/4/21 while participating with Nigerian National Team in Atlanta.
  - Posted 10 points, in addition to a team-high seven rebounds and five assists vs. North Carolina on 1/28.
  - Tied a season-high 14 points on 4-5 from three, adding five rebounds and four assists vs. Miami on 1/26.
  - Filled the stat sheet with 12 points, six rebounds, three blocks and three steals in a season-high 31 minutes at Wake Forest.
  - Recorded 11 points, three assists and two rebounds in 29 minutes vs. Boston College on 1/14.
  - Season-high 14 points, adding six rebounds, four steals, three assists and three blocks in a win vs. Clemson on 1/10.
  - Recorded eight rebounds, five assists, four blocks and two steals in 21 minutes vs. NKU on 1/1.
  - Recorded 12 points, seven rebounds, four assists, three steals and three blocks in 20 minutes vs. EKU on 11/29.
  - Named to Miller Award Watch List.
- Sophomore Year (2019-20)
- Played in 28 games with 26 starts, ranked fourth on the team with 8.1 points per game and tied for third with 4.6 rebounds per game. Averaged 24.1 minutes and shot 35-109 (.321) from 3-point range.
  - Scored in double figures 13 times.
  - Ranked eighth in the ACC with 1.2 blocks per game.
  - Missed games at Pitt and vs. Boston College with ankle injury.
  - Missed games vs. FSU and Syracuse because played for Nigeria in the 2020 Women's Olympic Qualifying Tournament in Belgrade, Serbia. She had nine points, three steals, two rebounds and two assists in Nigeria's 85-51 win over Mozambique. Finished the tournament with a 1-2 record and qualified for 2020 Olympics in Tokyo.
  - Season-high and team-high 12 rebounds against Virginia.
  - Eight points and a team-high nine rebounds in win at North Carolina.
  - One of five players in double figures with 10 points on 2-4 shooting from deep at BC.
  - Scored first seven points, finished with 15 points on 6-10 shooting, 3-6 from deep, while adding five blocks at Clemson on 1/2.
  - 13 points on 5-12 shooting, got offensive putback after missing two free throws to put Louisville up 61-58 vs. Syracuse.
  - Played 40 minutes and scored 11 points in 72-62 win over No. 1 Oregon.
  - Nine points and 11 rebounds vs. Chattanooga on 11/21.
  - 11 points on 3-6 shooting from deep, while adding seven rebounds vs. Murray State on 11/8.
  - Scored 15 on 5-6 shooting from 3-point range in Louisville debut vs. WKU on 11/5.
  - Named to Citizen Naismith Watch List.
  - Picked #23 in espW's Top 25 Player List.
  - Named preseason All-ACC by Coaches and Blue Ribbon Panel.
- Georgia Tech - Freshman Year (2018-19)
- Named the 2018-19 ACC Freshman of the Year and four times was named ACC Freshman of the Week in her lone season at Georgia Tech
  - Started all 30 games for the Yellow Jackets, averaging 14.6 points per game, which led the team and ACC freshman, and ranked eighth in the country among freshmen
  - Led Georgia Tech in scoring 13 times, produced six 20-plus point games, two 30-plus point outings and 24 times scored in double figures
  - Scored a career-high 35 points at North Carolina, which marked the third highest scoring output for a freshman in Georgia Tech history
  - With 437 points last season, Balogun scored the seventh most points as a freshman in Georgia Tech history
  - Finished with two double-doubles, recording 18 points and 17 rebounds at Boston College and 13 points and 10 rebounds at Louisville
  - She shot 65-194 (.335) from 3-point range to lead the team and connected on at least one 3-pointer in 29 of 30 games
  - Recorded a career-high six 3-pointers twice, shooting 6-12 at Clemson and 6-12 three games later at North Carolina.

| ELIZABETH BALOGUN CAREER STATISTICS |       |           |         |      |         |      |          |      |          |     |     |     |     |    |     |     |     |     |         |      |
|-------------------------------------|-------|-----------|---------|------|---------|------|----------|------|----------|-----|-----|-----|-----|----|-----|-----|-----|-----|---------|------|
|                                     |       |           | Total   |      | 3-Point |      | F-Throws |      | Rebounds |     |     |     |     |    |     |     |     |     | Scoring |      |
| Season                              | gp-gs | min/avg   | fg-fga  | pct  | fg-fga  | pct  | ft-fta   | pct  | off      | def | tot | avg | pf  | fo | ast | to  | blk | stl | pts     | avg  |
| 2018-19*                            | 30-30 | 914/30.5  | 165-409 | .403 | 65-194  | .335 | 42-67    | .627 | 60       | 92  | 152 | 5.1 | 73  | 4  | 48  | 58  | 33  | 49  | 437     | 14.6 |
| 2019-20                             | 28-26 | 674/24.1  | 87-216  | .403 | 35-109  | .321 | 19-32    | .594 | 35       | 93  | 128 | 4.6 | 42  | 0  | 44  | 36  | 34  | 22  | 228     | 8.1  |
| 2020-21                             | 29-16 | 567/19.6  | 60-139  | .432 | 24-75   | .320 | 24-30    | .800 | 28       | 81  | 109 | 3.8 | 54  | 1  | 48  | 37  | 43  | 27  | 168     | 5.8  |
| TOTAL                               | 57-42 | 1241/21.8 | 147-355 | .414 | 59-184  | .321 | 43-62    | .694 | 63       | 174 | 237 | 4.2 | 96  | 1  | 92  | 73  | 77  | 49  | 396     | 6.9  |
| All*                                | 87-72 | 2155/24.8 | 312-764 | .408 | 124-378 | .328 | 85-129   | .659 | 123      | 266 | 389 | 4.5 | 169 | 5  | 140 | 131 | 110 | 98  | 833     | 9.6  |

\* at Georgia Tech



# 5 MYKASA ROBINSON

Guard | 5-7 | Junior  
Ashland, Ky. | Ashland Blazer

| SEASON HIGHS |  | CAREER HIGHS |   | MISC STATS              |  | Season | Career |
|--------------|--|--------------|---|-------------------------|--|--------|--------|
| Points.....  | 10 at Notre Dame (2/28/21)                         | Points.....  | 10 at Notre Dame (2/28/21)                      | Double-Doubles.....     |  | 0      | 0      |
| Reb.....     | 9 at Pitt (2/18/21), vs. Northwestern (3/24/21)    | Reb.....     | 9 at Pitt (2/18/21), vs. Northwestern (3/24/21) | 10-Plus Points.....     |  | 1      | 1      |
| Asst.....    | 5 at Pitt (2/18/21)                                | Asst.....    | 9 vs Notre Dame (2/16/20)                       | 20-Plus Points.....     |  | 0      | 0      |
| Blocks.....  | 1, (five times) latest vs. Stanford (3/30/21)      | Blocks.....  | 1, (eleven times) latest vs. Stanford (3/30/21) | 30-Plus Points.....     |  | 0      | 0      |
| Steals.....  | 5 at Pitt (2/18/21)                                | Steals.....  | 5 at Pitt (2/18/21)                             | Team-High Points.....   |  | 0      | 0      |
| FGM.....     | 5 at Notre Dame (2/28/21)                          | FGM.....     | 5 at Notre Dame (2/28/21)                       | 10-Plus Rebounds.....   |  | 0      | 0      |
| FGA.....     | 6 vs. NC State (3/7/21), vs. Stanford (3/30/21)    | FGA.....     | 7 vs. BC (2/27/20)                              | Team-High Rebounds..... |  | 6      | 8      |
| 3FGM.....    |  | 3FGM.....    | 1 at UTC (11/9/18)                              | 10-Plus Assists.....    |  | 0      | 0      |
| 3FGA.....    | 1 vs. ECU (11/29/20)                               | 3FGA.....    | 1, (four times) latest vs. ECU (11/29/20)       | Team-High Assists.....  |  | 6      | 12     |
| FT.....      | 2, (three times) latest vs. Northwestern (3/24/21) | FT.....      | 7 vs. TSU (12/2/18)                             |                         |  |        |        |
| FTA.....     | 3 at Pitt (2/18/21)                                | FTA.....     | 8, (two times) latest vs. TSU (12/2/18)         |                         |  |        |        |
| Minutes..... | 38 vs. Wake (3/5/21)                               | Minutes..... | 38 vs. Wake (3/5/21)                            |                         |  |        |        |

| 2020-21 GAME-BY-GAME |     |      |       |      |       |    |     |    |     |     |     |     |  |  |  |  |
|----------------------|-----|------|-------|------|-------|----|-----|----|-----|-----|-----|-----|--|--|--|--|
| Opponent             | Min | FG-A | 3PT-A | FT-A | O-D-T | PF | AST | TO | BLK | STL | PTS | AVG |  |  |  |  |
| at SEMO              | 19  | 0-1  | 0-0   | 0-0  | 3-1-4 | 3  | 4   | 2  | 0   | 2   | 0   | 0.0 |  |  |  |  |
| EKU                  | 20  | 1-4  | 0-1   | 0-0  | 4-1-5 | 0  | 4   | 2  | 0   | 0   | 2   | 1.0 |  |  |  |  |
| vs. DEPAUL           | 19  | 0-1  | 0-0   | 2-2  | 3-2-5 | 4  | 2   | 2  | 0   | 1   | 2   | 1.3 |  |  |  |  |
| UTM                  | 13  | 0-1  | 0-0   | 0-0  | 2-3-5 | 2  | 3   | 1  | 0   | 0   | 0   | 1.0 |  |  |  |  |
| at DUKE              | 18  | 0-3  | 0-0   | 0-0  | 4-2-6 | 2  | 1   | 0  | 0   | 0   | 0   | 0.8 |  |  |  |  |
| NKU                  | 12  | 0-0  | 0-0   | 0-0  | 0-0-0 | 2  | 1   | 0  | 0   | 1   | 0   | 0.7 |  |  |  |  |
| BELL                 | 16  | 1-1  | 0-0   | 0-0  | 0-5-5 | 1  | 3   | 0  | 0   | 1   | 2   | 0.9 |  |  |  |  |
| UTM                  | 8   | 0-1  | 0-0   | 0-0  | 0-3-3 | 1  | 2   | 0  | 0   | 0   | 0   | 0.8 |  |  |  |  |
| at VT                | 11  | 1-3  | 0-0   | 0-1  | 1-1-2 | 1  | 0   | 0  | 0   | 1   | 2   | 0.9 |  |  |  |  |
| CLEMSON*             | 22  | 1-3  | 0-0   | 0-0  | 0-0-0 | 3  | 4   | 1  | 0   | 3   | 2   | 1.0 |  |  |  |  |
| BC                   | 14  | 1-1  | 0-0   | 0-0  | 0-2-2 | 0  | 1   | 3  | 0   | 0   | 2   | 1.1 |  |  |  |  |
| FSU*                 | 20  | 1-2  | 0-0   | 0-0  | 0-0-0 | 0  | 1   | 1  | 0   | 1   | 2   | 1.2 |  |  |  |  |
| SYR*                 | 25  | 1-1  | 0-0   | 0-0  | 3-3-6 | 2  | 2   | 1  | 0   | 0   | 2   | 1.2 |  |  |  |  |
| at WAKE*             | 13  | 1-1  | 0-0   | 0-0  | 1-0-1 | 3  | 3   | 1  | 0   | 0   | 2   | 1.3 |  |  |  |  |
| MIAMI*               | 24  | 0-0  | 0-0   | 0-2  | 2-0-2 | 3  | 2   | 2  | 0   | 0   | 0   | 1.2 |  |  |  |  |
| UNC                  | 13  | 0-1  | 0-0   | 0-0  | 0-3-3 | 1  | 1   | 0  | 0   | 1   | 0   | 1.1 |  |  |  |  |
| NC STATE             | 10  | 0-1  | 0-0   | 0-0  | 0-1-1 | 2  | 2   | 0  | 0   | 4   | 0   | 1.1 |  |  |  |  |
| at BC*               | 35  | 1-4  | 0-0   | 0-0  | 2-6-8 | 2  | 2   | 1  | 1   | 0   | 2   | 1.1 |  |  |  |  |
| ND*                  | 32  | 2-4  | 0-0   | 1-2  | 2-6-8 | 2  | 4   | 0  | 1   | 2   | 5   | 1.3 |  |  |  |  |
| GT*                  | 19  | 0-2  | 0-0   | 0-0  | 1-6-7 | 4  | 2   | 1  | 0   | 0   | 0   | 1.3 |  |  |  |  |
| at PITT*             | 27  | 2-3  | 0-0   | 2-3  | 3-6-9 | 3  | 5   | 0  | 0   | 5   | 6   | 1.5 |  |  |  |  |
| at FSU*              | 26  | 1-2  | 0-0   | 1-2  | 2-3-5 | 4  | 0   | 3  | 0   | 1   | 3   | 1.5 |  |  |  |  |
| at ND                | 27  | 5-5  | 0-0   | 0-0  | 0-2-2 | 3  | 4   | 0  | 0   | 3   | 10  | 1.9 |  |  |  |  |
| vs. WAKE*            | 38  | 1-5  | 0-0   | 0-0  | 2-6-8 | 2  | 4   | 0  | 0   | 2   | 2   | 1.9 |  |  |  |  |
| vs. SYR*             | 22  | 3-5  | 0-0   | 1-1  | 1-3-4 | 3  | 0   | 1  | 0   | 0   | 7   | 2.1 |  |  |  |  |
| vs. NC STATE*        | 13  | 2-6  | 0-0   | 0-0  | 0-0-0 | 1  | 0   | 0  | 0   | 1   | 4   | 2.2 |  |  |  |  |
| vs. MARIST*          | 20  | 3-5  | 0-0   | 1-1  | 3-4-7 | 1  | 4   | 0  | 1   | 2   | 7   | 2.4 |  |  |  |  |
| vs. NW*              | 29  | 1-4  | 0-0   | 2-2  | 3-6-9 | 2  | 1   | 3  | 1   | 1   | 4   | 2.4 |  |  |  |  |
| vs. OREGON*          | 24  | 1-3  | 0-0   | 0-0  | 2-5-7 | 1  | 1   | 0  | 0   | 1   | 2   | 2.4 |  |  |  |  |
| vs. STANFORD*        | 34  | 3-6  | 0-0   | 1-2  | 4-4-8 | 3  | 3   | 1  | 1   | 2   | 7   | 2.6 |  |  |  |  |

- Junior Year (2020-21)**
- Played in all 30 games with 17 starts, all 17 starts came in the final 21 games.
  - Averaged 20.9 minutes, 2.6 points, 4.4 rebounds, 2.2 assists and 1.2 steals per game.
  - Named to the 2020-21 ACC All-Defensive Team.
  - Named to All-ACC Academic Team.
  - Listed as Top 12 defensive player by ESPN.com's Mechelle Voepel, "She makes this list as the quintessential "do the little things" player whose calling card is defense. Louisville star Dana Evans credits Robinson with bringing scrappiness to what is perennially one of the ACC's top defenses."
  - Following the win over Notre Dame, Dana Evans said this of Robinson, "She does everything, she can guard 1-5, she hustles for every loose ball, she gets every rebound that's in her area, she does everything that we need her to do. What she does doesn't always show up on the stat sheet, but she gets it done and that's why she is so valuable to our team."
  - Robinson's combination of strength, speed and quickness, combined with an extremely high basketball IQ makes her the most versatile defender in the ACC. Can guard positions 1-5 effectively.
  - Drew 19 charges in 16 ACC games.
  - Led the team with eight rebounds and three assists in addition to seven points in the Elite 8 vs. Stanford on 3/30.
  - Recorded a team high seven rebounds in the Sweet 16 vs. Oregon.
  - Grabbed nine rebounds and recorded four points and a block in the second round of the NCAA Tournament vs. Northwestern.
  - Recorded team highs in both rebounds with seven and assists with four, in addition to seven points, two steals, and a block in the first round of the NCAA Tournament vs. Marist
  - Provided valuable minutes in the ACC Semifinals vs. SYR, contributing seven points and four rebounds in 22 minutes.
  - Played a career-high 38 minutes, recording four assists, two steals and a team-high eight rebounds in the ACC Quarterfinals vs. Wake on 3/5.
  - Recorded a career-high 10 points on 5-5 from the field, in addition to four assists, three steals and five charges taken at Notre Dame on 2/28.
  - In the win at Pitt, she had a career-high nine rebounds and five steals, along with a season-high six points and five assists, while committing zero turnovers.
  - Recorded five points, in addition to eight rebounds, four assists, two steals and one block in a win vs. Notre Dame on 2/7.
  - Tied a career-high with eight rebounds in a season-high 35 minutes at Boston College on 2/4.
  - Led the team with two assists and recorded a career-high four steals in 10 minutes vs. NC State on 2/1.
  - Recorded a team-high three assists in a win at Wake Forest on 1/24.
  - Finished with two points, two assists and six rebounds vs. Syracuse on 1/21.
  - Recorded two points, three steals and four assists in her first start of the season vs. Clemson on 1/10.
  - Scored two points and grabbed five rebounds in a win vs. crosstown Bellarmine on 1/2.
  - Finished with six rebounds in a win at Duke on 12/9.
  - Recorded four assists, four rebounds and two steals in season opener at SEMO on 11/25.

- Sophomore Year (2019-20)**
- Played in 30 games with three starts, averaging 2.7 points, 3.1 rebounds, 2.3 assists and 1.2 steals in 17.7 minutes.
  - In the final 18 games, averaged 3.8 points, 3.9 rebounds, 2.9 assists and 1.2 steals, while shooting 27-49 from the floor, in 20.7 minutes per game. In the first 14 games, she averaged 0.9 points, 1.8 rebounds and 1.4 assists in 13.2 minutes per game.
  - In ACC play, she averaged 3.7 points, 3.8 rebounds and 2.8 assists in 19.7 minutes.
  - Scored career-high seven points, while adding five rebounds and five assists and committing just one turnover in 30 minutes vs. Boston College.
  - Played career-high 36 minutes at Pitt on 2/23, matching career-high eight rebounds and adding team-high eight assists.
  - Matched season-high six points on 3-5 shooting against Notre Dame on 2/16, finishing with a career-high and team-high nine assists. Also tallied seven rebounds in a career-high 30 minutes.
  - Made third career start at Syracuse on 2/9, finishing with four points and three steals.
  - Finished with five points and four rebounds against Florida State on 2/6.
  - Played career-high 28 minutes and finished with six points, six rebounds and three assists at BC.
  - Finished with seven assists to set career-high, while adding five rebounds and three steals, at Miami on 1/9/20.
  - Had a season high six points on 3-5 shooting against Duke on 1/5.
  - Five rebounds and three steals in 22 minutes in double-overtime win at UTM.
  - Four points, four rebounds, three steals and two assists in 15 minutes vs. Chattanooga on 11/21. Was also featured on ESPN SportsCenter Top 10 after recording steal and making no-look pass to Norika Konno for layup.

- Freshman Year (2018-19)**
- Played in 35 of 36 games, averaging 1.7 points and 1.7 rebounds.
  - Entered the game trailing 32-22 with 5:34 left to go in the first half vs. NC State, and went on a 22-2 run the rest of the half to enter the locker room with a 44-34 lead. She played five minutes with four fouls, two steals and two turnovers.
  - Made second career start with 27-minute effort in first round vs. Robert Morris on 3/22.
  - Five rebounds and two assists in 16 minutes at Virginia on 2/21.
  - Matched season highs with 7 points and three steals at Wake Forest on 1/20.

| MYKASA ROBINSON CAREER STATISTICS |       |           |        |      |         |      |          |      |          |     |     |     |     |    |     |    |     |     |         |     |
|-----------------------------------|-------|-----------|--------|------|---------|------|----------|------|----------|-----|-----|-----|-----|----|-----|----|-----|-----|---------|-----|
| Season                            | gp-gs | min/avg   | Total  |      | 3-Point |      | F-Throws |      | Rebounds |     |     |     |     |    |     |    |     |     | Scoring |     |
|                                   |       |           | fg-fga | pct  | fg-fga  | pct  | ft-fa    | pct  | off      | def | tot | avg | pf  | fo | ast | to | blk | stl | pts     | avg |
| 2018-19                           | 35-2  | 373/10.7  | 19-43  | .442 | 1-2     | .500 | 19-38    | .500 | 23       | 36  | 59  | 1.7 | 43  | 0  | 18  | 29 | 2   | 20  | 58      | 1.7 |
| 2019-20                           | 30-3  | 530/17.7  | 31-66  | .470 | 0-1     | .000 | 18-31    | .581 | 36       | 56  | 92  | 3.1 | 48  | 1  | 69  | 39 | 4   | 35  | 80      | 2.7 |
| 2020-21                           | 30-17 | 626/20.9  | 33-79  | .418 | 0-1     | .000 | 11-18    | .611 | 48       | 84  | 132 | 4.4 | 61  | 0  | 66  | 26 | 5   | 35  | 77      | 2.6 |
| TOTAL                             | 95-22 | 1529/16.1 | 83-188 | .441 | 1-4     | .250 | 48-87    | .552 | 107      | 176 | 283 | 3.0 | 152 | 1  | 153 | 94 | 11  | 90  | 215     | 2.3 |





# 10 HAILEY VAN LITH

Guard | 5-7 | Freshman  
Wenatchee, Wash. | Cashmere

| SEASON HIGHS |  |
|--------------|--|
| Points.....  | 24 vs. Wake (3/5/21)                         |
| Reb.....     | 11 vs. ECU (11/29/20)                        |
| Asst.....    | 4, (five times) latest vs. Marist (3/22/21)  |
| Blocks.....  | 2 vs. ECU (11/29/20)                         |
| Steals.....  | 4 vs. Wake (3/5/21)                          |
| FGM.....     | 9 vs. Wake (3/5/21)                          |
| FGA.....     | 15 vs. Wake (3/5/21)                         |
| 3FGM.....    | 6 vs. Syracuse (1/21/21), vs. Wake (3/5/21)  |
| 3FGA.....    | 11 vs. Syracuse (1/21/21)                    |
| FT.....      | 6 vs. UTM (12/6/20)                          |
| FTA.....     | 7 vs. UTM (12/6/20)                          |
| Minutes..... | 39 vs. Wake (3/5/21), vs. Stanford (3/30/21) |

| MISC STATS              | Season | Career |
|-------------------------|--------|--------|
| Double-Doubles.....     | 1      | 1      |
| 10-Plus Points.....     | 18     | 18     |
| 20-Plus Points.....     | 3      | 3      |
| 30-Plus Points.....     | 0      | 0      |
| Team-High Points.....   | 4      | 4      |
| 10-Plus Rebounds.....   | 1      | 1      |
| Team-High Rebounds..... | 7      | 7      |
| 10-Plus Assists.....    | 0      | 0      |
| Team-High Assists.....  | 7      | 7      |

| 2020-21 GAME-BY-GAME |     |      |       |      |        |    |     |    |     |     |     |      |  |  |  |  |
|----------------------|-----|------|-------|------|--------|----|-----|----|-----|-----|-----|------|--|--|--|--|
| Opponent             | Min | FG-A | 3PT-A | FT-A | O-D-T  | PF | AST | TO | BLK | STL | PTS | AVG  |  |  |  |  |
| at SEMO*             | 28  | 6-12 | 1-3   | 0-0  | 3-5-8  | 3  | 1   | 2  | 1   | 1   | 13  | 13.0 |  |  |  |  |
| ECU*                 | 27  | 7-13 | 5-9   | 1-2  | 4-7-11 | 1  | 1   | 2  | 2   | 2   | 20  | 18.5 |  |  |  |  |
| vs. DEPAUL*          | 25  | 8-11 | 3-5   | 2-3  | 0-4-4  | 4  | 1   | 1  | 1   | 1   | 21  | 18.0 |  |  |  |  |
| UTM*                 | 29  | 2-9  | 0-2   | 6-7  | 1-6-7  | 2  | 3   | 1  | 0   | 3   | 10  | 16.0 |  |  |  |  |
| at DUKE*             | 37  | 5-11 | 2-4   | 2-2  | 1-3-4  | 0  | 3   | 2  | 0   | 1   | 14  | 15.6 |  |  |  |  |
| NKU*                 | 30  | 3-11 | 0-3   | 4-4  | 1-2-3  | 2  | 0   | 1  | 0   | 2   | 10  | 14.7 |  |  |  |  |
| BELL*                | 22  | 2-5  | 0-2   | 0-0  | 3-5-8  | 1  | 0   | 0  | 0   | 0   | 4   | 13.1 |  |  |  |  |
| UTM*                 | 27  | 4-8  | 0-4   | 4-4  | 1-4-5  | 3  | 3   | 0  | 0   | 0   | 12  | 13.0 |  |  |  |  |
| at VT*               | 37  | 5-11 | 1-3   | 4-4  | 2-5-7  | 1  | 3   | 3  | 0   | 3   | 15  | 13.2 |  |  |  |  |
| CLEMSON*             | 35  | 2-8  | 1-5   | 2-2  | 2-7-9  | 3  | 1   | 3  | 0   | 2   | 7   | 12.6 |  |  |  |  |
| BC*                  | 28  | 5-9  | 2-3   | 1-1  | 1-4-5  | 3  | 4   | 1  | 0   | 1   | 13  | 12.6 |  |  |  |  |
| FSU*                 | 27  | 6-9  | 3-5   | 0-0  | 0-4-4  | 2  | 3   | 1  | 0   | 0   | 15  | 12.8 |  |  |  |  |
| SYR*                 | 37  | 6-14 | 6-11  | 0-0  | 2-6-8  | 2  | 1   | 1  | 1   | 1   | 18  | 13.2 |  |  |  |  |
| at WAKE*             | 33  | 2-7  | 1-3   | 0-0  | 0-2-2  | 3  | 2   | 5  | 0   | 0   | 5   | 12.6 |  |  |  |  |
| MIAMI*               | 28  | 3-9  | 2-8   | 1-2  | 1-4-5  | 3  | 4   | 3  | 0   | 2   | 9   | 12.4 |  |  |  |  |
| UNC*                 | 31  | 4-11 | 3-8   | 0-0  | 0-2-2  | 2  | 4   | 0  | 0   | 0   | 11  | 12.3 |  |  |  |  |
| NC STATE*            | 34  | 3-10 | 0-2   | 0-0  | 2-2-4  | 2  | 1   | 2  | 0   | 0   | 6   | 11.9 |  |  |  |  |
| at BC*               | 28  | 6-12 | 2-6   | 1-1  | 1-2-3  | 3  | 3   | 5  | 0   | 0   | 15  | 12.1 |  |  |  |  |
| ND*                  | 19  | 1-6  | 0-2   | 1-2  | 1-2-3  | 1  | 1   | 2  | 0   | 1   | 3   | 11.6 |  |  |  |  |
| GT*                  | 26  | 1-4  | 1-2   | 1-2  | 2-3-5  | 1  | 0   | 4  | 0   | 1   | 4   | 11.3 |  |  |  |  |
| at PITT*             | 33  | 5-9  | 0-1   | 3-3  | 0-6-6  | 1  | 4   | 2  | 1   | 0   | 13  | 11.3 |  |  |  |  |
| at FSU*              | 22  | 1-7  | 0-1   | 3-6  | 3-5-8  | 4  | 2   | 1  | 0   | 2   | 5   | 11.0 |  |  |  |  |
| at ND*               | 30  | 3-13 | 2-5   | 2-2  | 2-2-4  | 2  | 2   | 1  | 0   | 2   | 10  | 11.0 |  |  |  |  |
| vs. WAKE*            | 39  | 9-15 | 6-10  | 0-0  | 0-5-5  | 0  | 3   | 0  | 0   | 4   | 24  | 11.5 |  |  |  |  |
| vs. SYR*             | 36  | 2-8  | 2-4   | 2-2  | 1-6-7  | 2  | 3   | 2  | 0   | 2   | 8   | 11.4 |  |  |  |  |
| vs. NC STATE*        | 29  | 2-6  | 1-3   | 0-0  | 1-6-7  | 1  | 3   | 0  | 0   | 0   | 5   | 11.2 |  |  |  |  |
| vs. MARIST*          | 27  | 7-11 | 2-5   | 1-1  | 0-1-1  | 1  | 4   | 2  | 1   | 1   | 17  | 11.4 |  |  |  |  |
| vs. NW*              | 30  | 4-4  | 2-2   | 3-3  | 0-0-0  | 3  | 1   | 4  | 0   | 1   | 13  | 11.4 |  |  |  |  |
| vs. OREGON*          | 31  | 4-9  | 0-3   | 0-0  | 2-5-7  | 0  | 1   | 1  | 0   | 2   | 8   | 11.3 |  |  |  |  |
| vs. STANFORD*        | 39  | 3-10 | 1-4   | 0-0  | 0-3-3  | 1  | 1   | 1  | 0   | 1   | 7   | 11.2 |  |  |  |  |


**Freshman Year (2020-21)**

- One of 20 top collegiate athletes, including 10 who have captured a combined 21 gold medals competing on past USA Basketball teams, to participate in the 2021 USA Basketball Women's AmeriCup Team trials on April 18-21.
- One of two players, joined by Dana Evans, to start all 30 games.
- Ranked second on the team with 30.2 minutes and 1.2 steals per game, third with 11.2 points and 5.2 rebounds and fourth with 2.1 assists. Shot 49-128 (.383) from 3-point range and 44-53 (.830) from the free throw line.
- Named to ACC All-Tournament First Team.
- Named to 2020-21 ACC All-Freshman Team.
- Named to All-ACC Academic Team.
- Named to Lieberman Award Top 10 List.
- Ranked in top six among ACC freshmen in points per game, 3-point field goals, steals, assists and rebounds.
- Twice named ACC Freshman of the Week this season. She earned the honor after averaging 11.3 points, 7.0 rebounds, 2.3 assists and 1.7 steals, while shooting a perfect 10-10 from the free throw line to help the No. 2 Cardinals get wins over UT Martin, Virginia Tech and Clemson. She was also named ACC FOW after averaging 16.5 points and 9.5 rebounds, and shooting 52 percent from the floor and 6-12 from deep, in her first two games at UofL. She is the first UofL women's basketball player to earn ACC Freshman of the Week honors since Asia Durr did so on Feb. 1, 2016.
- One of two players, joined by Dana Evans, to start all 30 games.
- Reached double figures in 18 of 30 games, including a season-high six game streak to begin her career.
- Made at least one 3-pointer in 21 of 30 games.
- Recorded a team high seven rebounds in addition to eight points and two steals in the Sweet 16 vs. Oregon.
- Scored 13 points, converting on all of her attempts from the field in the 2nd round of the NCAA Tournament vs. Northwestern.
- Led all scorers with 17 points on 7-11 from the field, in addition to a team-high four assists in the first round of the NCAA Tournament vs. Marist.
- Contributed eight points, seven rebounds, three assists and two steals in the ACC Semifinals vs. SYR on 3/6.
- Recorded season-highs in minutes (39), points (24), field goals made (9), and steals (4) in the ACC Quarters vs. WF on 3/5.
- Recorded 10 points, four rebounds, two assists and two steals in the regular season finale at Notre Dame on 2/21.
- Recorded eight rebounds, five points and two assists at Florida State on 2/21.
- Scored 13 points, her 14th game in double figures this season, in addition to six rebounds and a season-high four assists at Pittsburgh on 2/18.
- Recorded 15 points on 6-12 from the field, adding three assists and three rebounds at Boston College on 2/4.
- Scored 11 points on 4-11 from the field and tied a season-high four assists vs. North Carolina on 1/28.
- She had 18 points on 6-11 3-point shooting, while pulling down a team-high eight rebounds against Syracuse on 1/21. Her six made 3-pointers are the most by a UofL freshman since Mariya Moore made six 3-pointers (6-9) in a 69-56 win over Ball State on Nov. 23, 2014.
- Had 15 points on 6-9 shooting, 3-5 from deep, with four rebounds and three assists in win over FSU on 1/17.
- Led the team with a season-high four assists, in addition to 13 points and five rebounds, in a win vs. Boston College on 1/14.
- Recorded a team-high nine rebounds in a win vs. Clemson on 1/10.
- Led the team in rebounds and assists, in addition to 15 points, in a win at Virginia Tech on 1/7.
- With 21 points vs. DePaul she became first UofL freshman with back-to-back 20-point games since Myisha Hines-Allen had 23 points in two straight games against Miami and Syracuse on 1/25-29/15.
- Scored a team-high 21 points on 8-11 shooting, 3-5 from behind the arc, vs. DePaul on 12/4.
- Recorded a team-high 20 points and 11 rebounds, while shooting 5-9 from deep, in win over ECU on 11/29. Became the first UofL freshman to score 20 points in a game since Asia Durr scored 23 in an 80-75 loss to Syracuse in ACC Tournament semis on March 5, 2016. Durr had four 20-point games that season.
- Scored 13 points and grabbed a team-high 8 rebounds in 28 minutes in collegiate debut at SEMO on 11/25.
- Named to Preseason ACC Newcomer Watch List.
- Named to Naismith Trophy Watch List.

**High School**

- Named a 2020 McDonald's All-American.
- One of five players named 2020 to the Jersey Mike's Naismith National High School All-American First Team.
- Named 2020 Naismith Trophy Player of the Year Finalist.
- Named 2020 Gatorade and MaxPreps Player of the Year in the state of Washington.
- Also named USA Today All-USA first team, All-USA Washington first team (2019), Naismith High School All-America honorable mention (2019), Washington Interscholastic Activities Association Class 1A MVP (2018, 2019), Washington State Class 1A Player of the Year (2018, 2019) and WIAA All-State Class 1A first team (2017, 2018, 2019).
- Ranked as the No. 2 prospect in the nation by Prospect Nation and No. 7 overall by ESPNW HoopGurlz.
- As a senior, helped lead Cashmere High School to a 24-1 record and a trip to the WIAA 2020 Girls Basketball Hardwood Classic 1A championship game. She averaged 33.8 points, 9.5 rebounds and 4.7 assists per game.
- A member of the U19 USA squad that won a gold medal in the 2019 FIBA World Cup. She has been a part of four USA gold medal teams (2019 FIBA U19 World Cup, 2019 FIBA 3x3 U18 World Cup, 2018 Youth Olympic Games, 2018 FIBA U17 World Cup).
- Named 2019 FIBA 3x3 U18 World Cup MVP and 2018 USA Basketball 3x3 U18 National Championship MVP. She competed alongside Olivia Cochran in leading the USA to gold at the 2019 FIBA 3x3 U18 World Cup in Ulaanbaatar, Mongolia and scored a tournament sixth-best 36 points over seven games.
- As a junior, she helped lead Cashmere to a 23-3 record and the Washington Class 1-A state semifinals. She averaged 34.4 points, 8.3 rebounds, 5.2 steals and 4.9 assists a game. She scored more than 2,000 points after her junior season and set every major statistics record at Cashmere with one year to play, including single-game records for points (52) and 3-point field goals made (12).
- Picked Louisville over Baylor.

| HAILEY VAN LITH CAREER STATISTICS |       |          |         |      |         |      |          |      |          |     |     |     |    |    |     |    |     |     |         |      |
|-----------------------------------|-------|----------|---------|------|---------|------|----------|------|----------|-----|-----|-----|----|----|-----|----|-----|-----|---------|------|
| Season                            | gp-gs | min/avg  | Total   |      | 3-Point |      | F-Throws |      | Rebounds |     |     |     |    |    |     |    |     |     | Scoring |      |
|                                   |       |          | fg-fga  | pct  | fg-fga  | pct  | ft-fga   | pct  | off      | def | tot | avg | pf | fo | ast | to | blk | stl | pts     | avg  |
| 2020-21                           | 30-30 | 905/30.2 | 121-282 | .429 | 49-128  | .383 | 44-53    | .830 | 37       | 118 | 155 | 5.2 | 57 | 0  | 63  | 52 | 7   | 36  | 335     | 11.2 |
| TOTAL                             | 30-30 | 905/30.2 | 121-282 | .429 | 49-128  | .383 | 44-53    | .830 | 37       | 118 | 155 | 5.2 | 57 | 0  | 63  | 52 | 7   | 36  | 335     | 11.2 |



# 11 NORIKA KONNO

Guard | 5-10 | Sophomore  
Sendai, Japan | Seiwa

| SEASON HIGHS |  | CAREER HIGHS |   | MISC STATS              |  | Season | Career |
|--------------|--|--------------|---|-------------------------|--|--------|--------|
| Points.....  | 11 vs. Bellarmine (1/2/21)                       | Points.....  | 11 vs. UTC (11/21), vs. Bellarmine (1/2/21)   | Double-Doubles.....     |  | 0      | 0      |
| Reb.....     | 7 at BC (2/4/21)                                 | Reb.....     | 7 at BC (2/4/21)                              | 10-Plus Points.....     |  | 3      | 4      |
| Asst.....    | 4 vs. NKU (1/1/21)                               | Asst.....    | 6 vs. BSU (11/24)                             | 20-Plus Points.....     |  | 0      | 0      |
| Blocks.....  | 3 vs. DePaul (12/4/20)                           | Blocks.....  | 3 vs. DePaul (12/4/20)                        | 30-Plus Points.....     |  | 0      | 0      |
| Steals.....  | 6 vs. Marist (3/22/21)                           | Steals.....  | 6 vs. Marist (3/22/21)                        | Team-High Points.....   |  | 0      | 0      |
| FGM.....     | 4 vs. Bellarmine (1/2/21), vs. Syracuse (3/6/21) | FGM.....     | 4 (five times) latest vs. Syracuse (3/6/21)   | 10-Plus Rebounds.....   |  | 0      | 0      |
| FGA.....     | 6 (four times), latest vs. Marist (3/22/21)      | FGA.....     | 9 vs. UTC (11/21)                             | Team-High Rebounds..... |  | 0      | 0      |
| 3FGM.....    | 2, (three times) latest vs. Syracuse (3/6/21)    | 3FGM.....    | 2, (three times) latest vs. Syracuse (3/6/21) | 10-Plus Assists.....    |  | 0      | 0      |
| 3FGA.....    | 3, (three times) latest vs. Syracuse (3/6/21)    | 3FGA.....    | 4 vs. Murray St (11/8), vs. UTC (11/21)       | Team-High Assists.....  |  | 1      | 3      |
| FT.....      | 2, (five times) latest vs. Marist (3/22/21)      | FT.....      | 3, (two times) latest vs. BSU (11/24)         |                         |  |        |        |
| FTA.....     | 3 at SEMO (11/25/20)                             | FTA.....     | 4, (two times) latest vs. BSU (11/24)         |                         |  |        |        |
| Minutes..... | 25 vs. Bellarmine (1/2/21)                       | Minutes..... | 28 at OSU (12/5)                              |                         |  |        |        |

| 2020-21 GAME-BY-GAME |     |      |       |      |       |    |     |    |     |     |     |     |  |  |  |  |
|----------------------|-----|------|-------|------|-------|----|-----|----|-----|-----|-----|-----|--|--|--|--|
| Opponent             | Min | FG-A | 3PT-A | FT-A | O-D-T | PF | AST | TO | BLK | STL | PTS | AVG |  |  |  |  |
| at SEMO              | 14  | 2-3  | 1-1   | 1-3  | 3-1-4 | 0  | 0   | 2  | 2   | 1   | 6   | 6.0 |  |  |  |  |
| EKU                  | 12  | 2-5  | 0-2   | 2-2  | 0-0-0 | 2  | 3   | 1  | 0   | 1   | 6   | 6.0 |  |  |  |  |
| vs. DEPAUL           | 16  | 1-6  | 0-1   | 0-0  | 1-1-2 | 1  | 2   | 2  | 3   | 3   | 2   | 4.7 |  |  |  |  |
| UTM                  | 18  | 3-6  | 1-2   | 2-2  | 0-3-3 | 0  | 0   | 1  | 0   | 0   | 9   | 5.8 |  |  |  |  |
| at DUKE              | 6   | 1-1  | 0-0   | 0-0  | 0-0-0 | 0  | 1   | 0  | 0   | 0   | 2   | 5.0 |  |  |  |  |
| NKU                  | 13  | 0-1  | 0-1   | 1-2  | 2-0-2 | 1  | 4   | 1  | 1   | 0   | 1   | 4.3 |  |  |  |  |
| BELL                 | 25  | 4-5  | 1-2   | 2-2  | 0-1-1 | 2  | 3   | 1  | 0   | 1   | 11  | 5.3 |  |  |  |  |
| UTM                  | 20  | 2-6  | 1-2   | 0-0  | 3-1-4 | 1  | 3   | 0  | 0   | 2   | 5   | 5.3 |  |  |  |  |
| at VT                | 9   | 2-3  | 2-3   | 0-0  | 0-0-0 | 0  | 0   | 0  | 0   | 0   | 6   | 5.3 |  |  |  |  |
| CLEMSON              | 17  | 2-3  | 0-0   | 0-0  | 0-1-1 | 2  | 1   | 2  | 0   | 0   | 4   | 5.2 |  |  |  |  |
| BC                   | 12  | 0-0  | 0-0   | 0-0  | 1-1-2 | 1  | 1   | 3  | 0   | 0   | 0   | 4.7 |  |  |  |  |
| FSU                  | 13  | 0-3  | 0-1   | 0-0  | 0-2-2 | 1  | 2   | 1  | 0   | 0   | 0   | 4.3 |  |  |  |  |
| SYR                  | 3   | 0-0  | 0-0   | 0-0  | 0-0-0 | 0  | 0   | 0  | 0   | 0   | 0   | 4.0 |  |  |  |  |
| at WAKE              | 14  | 2-2  | 1-1   | 0-0  | 1-0-1 | 1  | 0   | 0  | 0   | 1   | 5   | 4.1 |  |  |  |  |
| MIAMI                | 11  | 0-2  | 0-2   | 0-0  | 0-0-0 | 0  | 0   | 1  | 0   | 0   | 0   | 3.8 |  |  |  |  |
| UNC                  | 7   | 1-2  | 0-1   | 0-0  | 0-1-1 | 2  | 0   | 0  | 0   | 0   | 2   | 3.7 |  |  |  |  |
| NC STATE             | 4   | 0-0  | 0-0   | 0-0  | 0-0-0 | 0  | 0   | 0  | 0   | 0   | 0   | 3.5 |  |  |  |  |
| at BC                | 21  | 3-4  | 2-3   | 2-2  | 4-3-7 | 2  | 3   | 1  | 0   | 0   | 10  | 3.8 |  |  |  |  |
| ND                   | 12  | 1-2  | 0-1   | 0-0  | 1-1-2 | 0  | 1   | 0  | 0   | 1   | 2   | 3.7 |  |  |  |  |
| GT                   | 1   | 0-1  | 0-0   | 0-0  | 0-0-0 | 0  | 0   | 0  | 0   | 0   | 0   | 3.6 |  |  |  |  |
| at PITT              | 12  | 1-3  | 0-2   | 0-0  | 0-0-0 | 1  | 0   | 1  | 0   | 0   | 2   | 3.5 |  |  |  |  |
| at FSU               | 7   | 0-0  | 0-0   | 0-0  | 0-2-2 | 2  | 0   | 1  | 0   | 0   | 0   | 3.3 |  |  |  |  |
| at ND                | 8   | 0-2  | 0-2   | 0-0  | 0-1-1 | 0  | 0   | 1  | 1   | 0   | 0   | 3.2 |  |  |  |  |
| vs. WAKE             | 8   | 1-2  | 0-1   | 0-0  | 0-0-0 | 2  | 0   | 0  | 0   | 0   | 2   | 3.1 |  |  |  |  |
| vs. SYR              | 11  | 4-5  | 2-3   | 0-0  | 1-0-1 | 0  | 0   | 0  | 0   | 0   | 10  | 3.4 |  |  |  |  |
| vs. NC STATE         | 20  | 2-2  | 0-0   | 0-0  | 0-0-0 | 0  | 0   | 2  | 0   | 1   | 4   | 3.4 |  |  |  |  |
| vs. MARIST           | 18  | 1-6  | 1-4   | 2-2  | 0-3-3 | 3  | 1   | 1  | 0   | 6   | 5   | 3.5 |  |  |  |  |
| vs. NW               | 9   | 0-1  | 0-1   | 0-0  | 0-0-0 | 1  | 1   | 2  | 0   | 0   | 0   | 3.4 |  |  |  |  |
| vs. OREGON           | 15  | 1-1  | 0-0   | 0-0  | 2-0-2 | 1  | 1   | 1  | 0   | 0   | 2   | 3.3 |  |  |  |  |
| vs. STANFORD         | 7   | 2-2  | 1-1   | 0-0  | 0-0-0 | 1  | 0   | 1  | 0   | 0   | 5   | 3.4 |  |  |  |  |

- Sophomore Year (2020-21)**
- Played in all 30 games, averaging 12.1 minutes, 3.4 points and 1.4 rebounds, while shooting 48.1 percent from the floor.
  - Contributed five points, three rebounds, and a career-high six steals, doubling her previous career-high, in the first round of the NCAA Tournament vs. Marist.
  - Provided valuable minutes off the bench, recording 10 points on 4-5 shooting, 2-3 from deep, in only 11 minutes in the ACC Semifinals vs. Syracuse on 3/6.
  - Set a career-high with seven rebounds, in addition to ten points and three assists, in a win over Boston College on 2/4.
  - Scored five points and secured a crucial late-game offensive rebound in a win over Wake Forest on 1/24.
  - Recorded a career-high two threes in a win over Virginia Tech on 1/7.
  - Tied career-high with eleven points on 4-5 from the field in a win vs. Bellarmine on 1/2.
  - Dished out a season-high four assists in a win vs. NKU on 1/1.
  - Recorded nine points and three rebounds in 18 minutes vs. UTM on 12/6.
  - Recorded six points, four rebounds, and two blocks in season opener at SEMO on 11/25.

- Freshman Year (2019-20)**
- Played in 16 games, averaging 4.6 points, 1.9 assists 1.6 rebounds.
  - Missed the last 14 games with a knee injury.
  - Scored nine points, all in the fourth quarter, on 4-7 shooting, while adding three assists at Miami.
  - Played pivotal minutes after Jazmine Jones got in foul trouble and finished with six points on 3-4 shooting in 72-62 win over Oregon.
  - Career-high 11 points and team-high four assists vs. Chattanooga on 11/21.
  - Led the team with five assists, while adding four points and four rebounds against Murray State on 11/8.
  - Scored nine points in her collegiate debut against WKU.

- High School**
- The 5-foot-10 shooting guard from Seiwa High School in Sendai, Japan, has an impressive resume of international experience.
  - Was a member of the U18 and U19 Japanese National Teams.
  - Helped the 2018 team win a silver medal at the U18 Women's Asian Championships. She recorded 10-plus points in four of five games, including 19 points on 8-of-12 shooting, vs. China. She finished the tournament averaging 13.0 points, 4.0 rebounds and 2.5 assists per game.
  - Helped the 2019 team to a trip to the quarterfinals at the U19 World Cup. She recorded 10-plus points in three of six games, averaging 8.3 points, 3.7 rebounds and 1.9 assists.
  - She was also a member of the 3-on-3 team from Japan that won a silver medal in the 2018 Asian Games. In her best game during the tournament, she had 28 points, nine rebounds, three assists and three steals.

| NORIKA KONNO CAREER STATISTICS |       |          |        |      |         |      |          |      |          |     |     |     |    |    |     |    |     |     |         |     |
|--------------------------------|-------|----------|--------|------|---------|------|----------|------|----------|-----|-----|-----|----|----|-----|----|-----|-----|---------|-----|
| Season                         | gp-gs | min/avg  | Total  |      | 3-Point |      | F-Throws |      | Rebounds |     |     |     |    |    |     |    |     |     | Scoring |     |
|                                |       |          | fg-fga | pct  | fg-fga  | pct  | ft-fta   | pct  | off      | def | tot | avg | pf | fo | ast | to | blk | stl | pts     | avg |
| 2019-20                        | 16-0  | 242/15.1 | 29-71  | .408 | 3-24    | .125 | 12-14    | .857 | 13       | 13  | 26  | 1.6 | 18 | 0  | 30  | 21 | 1   | 3   | 73      | 4.6 |
| 2020-21                        | 30-0  | 364/12.1 | 38-79  | .481 | 13-37   | .351 | 12-15    | .800 | 19       | 22  | 41  | 1.4 | 27 | 0  | 27  | 26 | 7   | 17  | 101     | 3.4 |
| TOTAL                          | 46-0  | 606/13.2 | 67-150 | .447 | 16-61   | .262 | 24-29    | .828 | 32       | 35  | 67  | 1.5 | 45 | 0  | 57  | 47 | 8   | 20  | 174     | 3.8 |



# 13 MERISSAH RUSSELL

Guard | 5-11 | Freshman  
Ottawa, Ontario | Cairine Wilson

| SEASON HIGHS |   | MISC STATS               | Season | Career |
|--------------|---|--------------------------|--------|--------|
| Points.....  | 8 at SEMO (11/25/20), vs. Bellarmine (1/2/21) | Double-Doubles.....      | 0      | 0      |
| Reb.....     | 7 vs. Bellarmine (1/2/21)                     | 10-Plus Points .....     | 0      | 0      |
| Asst.....    | 3 vs. DePaul (12/4/20)                        | 20-Plus Points .....     | 0      | 0      |
| Blocks.....  | 1 vs. DePaul (12/4/20)                        | 30-Plus Points .....     | 0      | 0      |
| Steals.....  | 2 vs. ECU (11/29/20)                          | Team-High Points.....    | 0      | 0      |
| FGM.....     | 3 at SEMO (11/25), vs. UTM (12/6)             | 10-Plus Rebounds.....    | 0      | 0      |
| FGA.....     | 10 vs. ECU (11/29/20)                         | Team-High Rebounds ..... | 0      | 0      |
| 3FGM.....    | 1 at Virginia Tech (1/7/21)                   | 10-Plus Assists.....     | 0      | 0      |
| 3FGA.....    | 4 vs. ECU (11/29/20)                          | Team-High Assists .....  | 0      | 0      |
| FT.....      | 4 vs. Bellarmine (1/2/21)                     |                          |        |        |
| FTA.....     | 5 vs. Bellarmine (1/2/21)                     |                          |        |        |
| Minutes..... | 19 at SEMO (11/25/20)                         |                          |        |        |

| 2020-21 GAME-BY-GAME |     |      |       |      |       |    |     |    |     |     |     |     |     |  |  |  |
|----------------------|-----|------|-------|------|-------|----|-----|----|-----|-----|-----|-----|-----|--|--|--|
| Opponent             | Min | FG-A | 3PT-A | FT-A | O-D-T | PF | AST | TO | BLK | STL | PTS | AVG |     |  |  |  |
| at SEMO              | 19  | 3-4  | 0-1   | 2-3  | 4-1-5 | 1  | 1   | 0  | 0   | 1   | 8   | 8.0 |     |  |  |  |
| ECU                  | 15  | 2-10 | 0-4   | 0-0  | 2-2-4 | 3  | 1   | 1  | 0   | 2   | 4   | 6.0 |     |  |  |  |
| vs. DEPAUL           | 13  | 0-1  | 0-0   | 1-2  | 1-4-5 | 3  | 3   | 2  | 1   | 0   | 1   | 4.3 |     |  |  |  |
| UTM                  | 11  | 3-3  | 0-0   | 0-0  | 0-2-2 | 4  | 1   | 2  | 0   | 0   | 6   | 4.8 |     |  |  |  |
| at DUKE              | 4   | 0-0  | 0-0   | 0-0  | 0-0-0 | 0  | 0   | 0  | 0   | 1   | 0   | 3.8 |     |  |  |  |
| NKU                  | 6   | 0-2  | 0-0   | 1-2  | 1-1-2 | 1  | 0   | 1  | 0   | 0   | 1   | 3.3 |     |  |  |  |
| BELL                 | 16  | 2-6  | 0-0   | 4-5  | 3-4-7 | 0  | 1   | 1  | 0   | 0   | 8   | 4.0 |     |  |  |  |
| UTM                  | 6   | 2-3  | 0-0   | 0-0  | 1-1-2 | 1  | 0   | 0  | 0   | 0   | 4   | 4.0 |     |  |  |  |
| at VT                | 3   | 1-2  | 1-1   | 0-0  | 0-0-0 | 1  | 0   | 0  | 0   | 0   | 3   | 3.9 |     |  |  |  |
| CLEMSON              | 3   | 0-0  | 0-0   | 0-0  | 0-2-2 | 1  | 0   | 0  | 0   | 0   | 0   | 3.5 |     |  |  |  |
| BC                   | 9   | 1-1  | 0-0   | 0-0  | 0-3-3 | 2  | 0   | 2  | 0   | 0   | 2   | 3.4 |     |  |  |  |
| FSU                  | 3   | 0-0  | 0-0   | 0-0  | 1-2-3 | 0  | 0   | 0  | 0   | 0   | 0   | 3.1 |     |  |  |  |
| SYR                  |     |      |       |      |       |    |     |    |     |     |     |     | DNP |  |  |  |
| at WAKE              |     |      |       |      |       |    |     |    |     |     |     |     | DNP |  |  |  |
| MIAMI                |     |      |       |      |       |    |     |    |     |     |     |     | DNP |  |  |  |
| UNC                  | 1   | 0-0  | 0-0   | 0-0  | 0-0   | 0  | 0   | 0  | 0   | 0   | 0   | 2.8 |     |  |  |  |
| NC STATE             |     |      |       |      |       |    |     |    |     |     |     |     | DNP |  |  |  |
| at BC                | 12  | 2-3  | 0-0   | 2-3  | 1-4-5 | 1  | 0   | 0  | 0   | 0   | 6   | 3.1 |     |  |  |  |
| ND                   |     |      |       |      |       |    |     |    |     |     |     |     | DNP |  |  |  |
| GT                   | 0+  | 0-0  | 0-0   | 0-0  | 0-1-1 | 0  | 0   | 0  | 0   | 0   | 0   | 2.9 |     |  |  |  |
| at PITT              | 3   | 0-0  | 0-0   | 0-0  | 0-0-0 | 0  | 1   | 0  | 0   | 0   | 0   | 2.7 |     |  |  |  |
| at FSU               |     |      |       |      |       |    |     |    |     |     |     |     | DNP |  |  |  |
| at ND                | 0+  | 0-0  | 0-0   | 0-0  | 0-0-0 | 0  | 0   | 0  | 0   | 0   | 0   | 2.5 |     |  |  |  |
| vs. WAKE             | 1   | 0-1  | 0-0   | 0-0  | 0-0-0 | 0  | 0   | 0  | 0   | 0   | 0   | 2.4 |     |  |  |  |
| vs. SYR              |     |      |       |      |       |    |     |    |     |     |     |     | DNP |  |  |  |
| vs. NC STATE         |     |      |       |      |       |    |     |    |     |     |     |     | DNP |  |  |  |
| vs. MARIST           | 7   | 0-0  | 0-0   | 0-0  | 1-2-3 | 0  | 0   | 1  | 0   | 0   | 0   | 2.3 |     |  |  |  |
| vs. NW               |     |      |       |      |       |    |     |    |     |     |     |     | DNP |  |  |  |
| vs. OREGON           | 1   | 0-0  | 0-0   | 0-0  | 0-0-0 | 0  | 0   | 0  | 0   | 0   | 0   | 2.2 |     |  |  |  |
| vs. STANFORD         |     |      |       |      |       |    |     |    |     |     |     |     | DNP |  |  |  |

- Freshman Year (2020-21)**
- Played in 20 games, averaging 2.2 points and 2.2 rebounds.
  - Recorded six points and five rebounds in 12 minutes at Boston College on 2/4.
  - Converted on her first collegiate three point field goal in a win at Virginia Tech on 1/7.
  - Tied a season-high eight points, highlighted by 4-5 from the free throw line, in a win vs. Bellarmine on 1/2.
  - Scored eight points on 3-4 from the field, adding five rebounds and one assist in 19 minutes in her collegiate debut at SEMO on 11/25.
- High School**
- Ranked as the 29th best guard by ESPNW. She is listed as a four-star prospect by Prospects Nation and is rated No. 54 overall by PASS Scouting Service.
  - Played for Canada's U19 team at the 2019 FIBA Women's Basketball World Cup in Bangkok, Thailand. She helped lead Canada to the quarterfinals, where they fell to eventual champion USA and head coach Jeff Walz. She finished the tournament averaging 6.4 points, 4.0 rebounds and 1.3 assists.
  - Also a member of Canada's Senior National team and participated as the youngest player on the roster in a five-game European exhibition tour in Belgium and Great Britain.
  - Was named the MVP of the first ever BioSteele All Canadian Girls Game in April, the Canadian version of the McDonald's All-American game. She finished with 30 points, 10 rebounds and three steals in that game which featured the top 24 female high school players in Canada.

| MERISSAH RUSSELL CAREER STATISTICS |       |         |        |      |         |      |          |      |          |     |     |     |    |    |     |    |     |     |         |     |
|------------------------------------|-------|---------|--------|------|---------|------|----------|------|----------|-----|-----|-----|----|----|-----|----|-----|-----|---------|-----|
|                                    |       |         | Total  |      | 3-Point |      | F-Throws |      | Rebounds |     |     |     |    |    |     |    |     |     | Scoring |     |
| Season                             | gp-gs | min/avg | fg-fga | pct  | fg-fga  | pct  | ft-fta   | pct  | off      | def | tot | avg | pf | fo | ast | to | blk | stl | pts     | avg |
| 2020-21                            | 20-0  | 135/6.8 | 16-36  | .444 | 1-6     | .167 | 10-15    | .667 | 15       | 29  | 44  | 2.2 | 18 | 0  | 8   | 10 | 1   | 4   | 43      | 2.2 |
| TOTAL                              | 20-0  | 135/6.8 | 16-36  | .444 | 1-6     | .167 | 10-15    | .667 | 15       | 29  | 44  | 2.2 | 18 | 0  | 8   | 10 | 1   | 4   | 43      | 2.2 |





# 14 KIANNA SMITH

Guard | 6-0 | Redshirt-Junior  
Moreno Valley, Calif. | California / Troy

| SEASON HIGHS   | CAREER HIGHS  | MISC STATS   |
|--|---|--|
| Points..... 21 vs. DePaul (12/4/20), vs. GT (2/11/21)<br>Reb..... 10 vs. NKU (1/1/21)<br>Asst..... 6 vs. DePaul (12/4/20), vs. Clemson (1/10/21)<br>Blocks..... 2, (three times) latest vs. Notre Dame (2/7/21)<br>Steals..... 5 vs. Notre Dame (2/7/21)<br>FGM..... 9 vs. DePaul (12/4/20), vs. GT (2/11/21)<br>FGA..... 15 vs. NC State (3/7/21)<br>3FGM..... 4 vs. FSU (1/17/21), vs. Notre Dame (2/7/21)<br>3FGA..... 8 vs. FSU (1/17/21), vs. Notre Dame (2/7/21)<br>FT..... 4 vs. Northwestern (3/24/21)<br>FTA..... 4 vs. Northwestern (3/24/21)<br>Minutes..... 38 vs. GT (2/11/21), vs. NCST (3/7/21) | Points ..... 21 vs. DePaul (12/4/20), vs. GT (2/11/21)<br>Reb. .... 10 vs. NKU (1/1/21)<br>Asst. .... 12 vs. Manhattan (11/24/17)*<br>Blocks .... 3 vs. Arizona State (2/22/19)*<br>Steals ..... 5 vs. Notre Dame (2/7/21)<br>FGM ..... 9, (four times) latest vs. GT (2/11/21)<br>FGA ..... 15 vs. NCST (3/7/21), vs. Harvard (12/30/18)*<br>3FGM ..... 5 vs. Oregon (2/8/19)*<br>3FGA ..... 9 at Washington State (3/3/19)*<br>FT ..... 4(four times) latest vs. Northwestern (3/24/21)<br>FTA ..... 4(four times) latest vs. Northwestern (3/24/21)<br>Minutes..... 40, (four times) latest vs. Baylor (3/25/19) | Season      Career<br>Double-Doubles..... 1      1/2<br>10-Plus Points ..... 19      19/43<br>20-Plus Points ..... 2      2/4<br>30-Plus Points ..... 0      0/0<br>Team-High Points..... 3      3/5<br>10-Plus Rebounds..... 1      1/1<br>10-Plus Rebounds ..... 1      1/1<br>Team-High Assists..... 0      0/2<br>Team-High Assists ..... 4      4/28<br><br>*at Cal |

| 2020-21 GAME-BY-GAME |     |      |       |      |        |    |     |    |     |     |     |      |     |  |  |  |  |  |
|----------------------|-----|------|-------|------|--------|----|-----|----|-----|-----|-----|------|-----|--|--|--|--|--|
| Opponent             | Min | FG-A | 3PT-A | FT-A | O-D-T  | PF | AST | TO | BLK | STL | PTS | AVG  |     |  |  |  |  |  |
| at SEMO              |     |      |       |      |        |    |     |    |     |     |     |      | DNP |  |  |  |  |  |
| EKU                  |     |      |       |      |        |    |     |    |     |     |     |      | DNP |  |  |  |  |  |
| vs. DEPAUL           | 22  | 9-14 | 3-7   | 0-0  | 1-5-6  | 2  | 6   | 1  | 1   | 2   | 21  | 21.0 |     |  |  |  |  |  |
| UTM                  | 18  | 4-9  | 2-4   | 0-0  | 0-1-1  | 4  | 0   | 0  | 0   | 0   | 10  | 15.5 |     |  |  |  |  |  |
| at DUKE*             | 30  | 6-11 | 3-5   | 0-0  | 0-3-3  | 1  | 0   | 1  | 0   | 2   | 15  | 15.3 |     |  |  |  |  |  |
| NKU*                 | 26  | 5-13 | 0-6   | 1-2  | 1-9-10 | 2  | 1   | 0  | 2   | 2   | 11  | 14.3 |     |  |  |  |  |  |
| BELL*                | 16  | 4-7  | 2-4   | 1-1  | 3-2-5  | 2  | 2   | 0  | 0   | 0   | 11  | 13.6 |     |  |  |  |  |  |
| UTM*                 | 22  | 5-8  | 3-4   | 1-2  | 2-3-5  | 1  | 1   | 2  | 0   | 2   | 14  | 13.7 |     |  |  |  |  |  |
| at VT*               | 25  | 2-9  | 1-5   | 0-0  | 0-2-2  | 5  | 2   | 2  | 1   | 0   | 5   | 12.4 |     |  |  |  |  |  |
| CLEMSON*             | 34  | 6-14 | 2-6   | 3-3  | 0-2-2  | 1  | 6   | 1  | 2   | 0   | 17  | 13.0 |     |  |  |  |  |  |
| BC*                  | 29  | 5-10 | 3-7   | 0-0  | 1-1-2  | 2  | 2   | 0  | 0   | 1   | 13  | 13.0 |     |  |  |  |  |  |
| FSU                  | 29  | 6-11 | 4-8   | 0-0  | 0-5-5  | 4  | 6   | 1  | 0   | 2   | 16  | 13.3 |     |  |  |  |  |  |
| SYR                  | 25  | 2-5  | 2-4   | 2-2  | 1-3-4  | 1  | 2   | 0  | 0   | 0   | 8   | 12.8 |     |  |  |  |  |  |
| at WAKE              | 21  | 0-5  | 0-4   | 0-0  | 0-1-1  | 0  | 0   | 1  | 0   | 0   | 0   | 11.8 |     |  |  |  |  |  |
| MIAMI                | 27  | 2-8  | 2-5   | 2-2  | 1-4-5  | 2  | 0   | 2  | 0   | 1   | 8   | 11.5 |     |  |  |  |  |  |
| UNC                  | 25  | 5-10 | 3-6   | 0-0  | 3-1-4  | 0  | 0   | 2  | 1   | 1   | 13  | 11.6 |     |  |  |  |  |  |
| NC STATE*            | 30  | 3-11 | 2-6   | 0-0  | 0-2-2  | 2  | 1   | 1  | 0   | 0   | 8   | 11.3 |     |  |  |  |  |  |
| at BC*               | 23  | 6-9  | 2-4   | 0-1  | 0-2-2  | 0  | 1   | 2  | 0   | 1   | 14  | 11.5 |     |  |  |  |  |  |
| ND*                  | 31  | 6-13 | 4-8   | 0-0  | 1-3-4  | 2  | 1   | 1  | 2   | 5   | 16  | 11.8 |     |  |  |  |  |  |
| GT*                  | 38  | 9-13 | 3-6   | 0-0  | 1-2-3  | 5  | 5   | 0  | 0   | 3   | 21  | 12.3 |     |  |  |  |  |  |
| at PITT*             | 23  | 2-8  | 0-5   | 0-0  | 1-4-5  | 1  | 3   | 2  | 0   | 0   | 4   | 11.8 |     |  |  |  |  |  |
| at FSU*              | 35  | 3-9  | 2-6   | 2-2  | 1-3-4  | 4  | 3   | 1  | 0   | 0   | 10  | 11.8 |     |  |  |  |  |  |
| at ND                | 32  | 4-8  | 2-5   | 0-0  | 1-4-5  | 1  | 5   | 2  | 0   | 0   | 10  | 11.7 |     |  |  |  |  |  |
| vs. WAKE*            | 18  | 3-8  | 0-2   | 0-0  | 0-1-1  | 4  | 2   | 0  | 0   | 0   | 6   | 11.4 |     |  |  |  |  |  |
| vs. SYR*             | 32  | 5-13 | 1-6   | 0-0  | 0-0-0  | 2  | 2   | 1  | 0   | 1   | 11  | 11.4 |     |  |  |  |  |  |
| vs. NC STATE*        | 38  | 6-15 | 1-5   | 0-1  | 3-1-4  | 1  | 2   | 2  | 0   | 1   | 13  | 11.5 |     |  |  |  |  |  |
| vs. MARIST*          | 24  | 3-7  | 3-5   | 0-0  | 1-4-5  | 3  | 1   | 2  | 0   | 1   | 9   | 11.4 |     |  |  |  |  |  |
| vs. NW*              | 32  | 5-10 | 2-5   | 4-4  | 1-5-6  | 1  | 2   | 2  | 0   | 0   | 16  | 11.5 |     |  |  |  |  |  |
| vs. OREGON*          | 31  | 5-10 | 1-2   | 0-0  | 2-3-5  | 1  | 0   | 1  | 0   | 0   | 11  | 11.5 |     |  |  |  |  |  |
| vs. STANFORD*        | 36  | 3-11 | 2-5   | 0-0  | 2-5-7  | 1  | 3   | 1  | 1   | 0   | 8   | 11.4 |     |  |  |  |  |  |

**Redshirt Junior Year (2020-21)**

- Played in 28 games with 20 starts, ranked second on the team with 11.4 points and third with 2.2 assists per game. Shot 44 percent from the floor, 55-145 (.379) from 3-point range and 16-20 (.800) from the free throw line.
- Named to ACC All-Tournament First Team.
- Named to All-ACC Academic Team.
- Ranked 8th in ACC with 55 made 3-point field goals.
- In ACC games, ranked sixth in league with 38.9 3-point percentage and 11th in 3-point field goals made per game (2.19 avg/g).
- Reached double figures in 19 of 28 games, including a season-best six-game streak to open the season.
- Made at least one 3-pointer in 24 of 28 games, including 20 games with at least two 3-point makes and nine with at least three 3-pointers.
- Named College Sports Madness ACC Player of the Week on Jan. 18, 2021 after averaging 14.5 points per game, while shooting 52 percent from the floor and 7-15 from beyond the arc in the victories over the Eagles and Seminoles. She added 4.0 assists, 3.5 rebounds and 1.5 steals per game, while committing just one turnover in 59 minutes of action.
- Recorded a team-high three assists in addition to eight points and seven rebounds in the Elite 8 vs. Stanford.
- Posted 11 points on 5-10 from the field and five rebounds in the Sweet 16 vs. Oregon.
- Recorded 16 points, six rebounds, and two assists in the second round of the NCAA Tournament vs. Northwestern
- Contributed nine points and five rebounds in the opening round of the NCAA Tournament vs. Marist.
- Finished in double figures for the 16th time this season with 11 points in the ACC Semifinals vs. Syracuse on 3/6.
- Recorded 10 points in the regular-season finale vs. Notre Dame on 2/28.
- Tied a career-high 21 points on 9-13 from the field, 3-6 from three, in addition to five assists, three rebounds, three steals, and no turnovers in a season-high 38 minutes against Georgia Tech on 2/11.
- Scored 18 points on 6-13 from the field, including 4-8 from three, and recorded a career-high five steals in a win vs. Notre Dame on 2/7.
- Recorded 14 points on 6-9 from the field at Boston College on 2/4.
- Posted 13 points, on 3-8 from behind the arc, and four rebounds off the bench vs. North Carolina on 1/28.
- Converted on a career-high four threes, recording 16 points, six assists and five rebounds in a win vs. FSU on 1/17.
- Scored 17 points on 6-14 shooting and dished out a team-high six assists vs. Clemson on 1/10.
- Recorded her first career double-double with 11 points and 10 rebounds vs. NKU on 1/1.
- Recorded 15 points on 6-11 shooting and 3-5 from three in her first Louisville start in a win at Duke on 12/9.
- Scored a team-high 21 points on 9-14 shooting and 3-7 from behind the arc, adding six rebounds and six steals in her Louisville debut vs. DePaul on 12/4.
- Named to Preseason ACC Newcomer Watch List.

**Junior Year (2019-20)**

- Sat out 2019-20 season due to NCAA transfer rules.


**California - Sophomore Year (2018-19)**

- In two seasons at Cal she scored 600 points, knocked down 91 3-pointers and dished out 244 assists, while helping the Bears to two 20-win seasons and two trips to the NCAA Tournament.
- Was named Pac-12 All-Academic honorable mention for her strong performance on the court and in the classroom.
- In addition to putting up a 3.29 cumulative GPA, she started all 33 games for the Bears, while averaging a career-high 9.8 points per game.
- Finished with 14 double-figure scoring games and matched a career-high with 20 points, while shooting 5-6 from 3-point range against Oregon.
- Led the team with 18 points on 7-13 shooting, 2-4 from deep, in California's second round loss in the NCAA Tournament to eventual national champion Baylor.
- Connected on at least one 3-pointer in 28 of 33 games, while shooting a career-best 35 percent from downtown and knocking down a career-best 55 threes.

**California - Freshman Year (2017-18)**

- Named to the Pac-12 All-Freshman Team after playing in all 32 games, making 31 starts.
- Finished fourth on the team in scoring at 8.6 points per game while leading the team with 4.8 assists per game.
- Scored a career-high 20 points against Virginia in the First Round of the 2018 NCAA Tournament, going 9-14 from the floor while adding eight assists.
- Ranked seventh in the Pac-12 in assists per game while leading all conference freshmen in the category.
- Finished the year ranked third among all freshman in Division I with 4.8 assists per game and ranked fifth among all Division I freshmen with a 2.05 assist-to-turnover ratio.
- Scored double-figures in four of Cal's final six games of the season, also adding 36 assists and just 13 turnovers over that same span.
- Named Pac-12 and USBWA National Freshman of the week after scoring 14 points and adding 8 assists in Cal's win over Kentucky while committing just 1 turnover.
- Dished out a career-high 12 assists in Cal's win over Manhattan, while shooting 4-5 from beyond the arc and scoring a then career-best 17 points for her first collegiate double-double.
- Scored 16 points in Cal's upset over No. 14 Stanford, going 7-11 from the floor and adding a career-best three steals.

| KIANNA SMITH CAREER STATISTICS |       |           |         |      |         |      |          |      |          |     |     |     |     |    |     |     |     |     |         |      |
|--------------------------------|-------|-----------|---------|------|---------|------|----------|------|----------|-----|-----|-----|-----|----|-----|-----|-----|-----|---------|------|
|                                |       |           | Total   |      | 3-Point |      | F-Throws |      | Rebounds |     |     |     |     |    |     |     |     |     | Scoring |      |
| Season                         | gp-gs | min/avg   | fg-fga  | pct  | fg-fga  | pct  | ft-fta   | pct  | off      | def | tot | avg | pf  | fo | ast | to  | blk | stl | pts     | avg  |
| 2017-18*                       | 32-31 | 1017/31.8 | 108-280 | .386 | 36-113  | .319 | 24-35    | .686 | 14       | 73  | 87  | 2.7 | 66  | 0  | 152 | 74  | 6   | 24  | 276     | 8.6  |
| 2018-19*                       | 33-33 | 1113/33.7 | 125-313 | .399 | 55-157  | .350 | 19-29    | .655 | 20       | 59  | 79  | 2.4 | 72  | 1  | 92  | 55  | 15  | 20  | 324     | 9.8  |
| 2020-21                        | 28-20 | 777/27.8  | 124-279 | .444 | 55-145  | .379 | 16-20    | .800 | 27       | 81  | 108 | 3.9 | 55  | 2  | 61  | 31  | 10  | 25  | 319     | 11.4 |
| TOTAL                          | 28-20 | 777/27.8  | 124-279 | .444 | 55-145  | .379 | 16-20    | .800 | 27       | 81  | 108 | 3.9 | 55  | 2  | 61  | 31  | 10  | 25  | 319     | 11.4 |
| All*                           | 93-84 | 2907/31.3 | 357-872 | .409 | 146-415 | .352 | 59-84    | .702 | 61       | 213 | 274 | 2.9 | 193 | 3  | 305 | 160 | 31  | 69  | 919     | 9.9  |
| * at Cal                       |       |           |         |      |         |      |          |      |          |     |     |     |     |    |     |     |     |     |         |      |



# 22 LIZ DIXON

Forward | 6-5 | Junior  
Memphis, Tenn. | Georgia Tech / Ridgeway

| SEASON HIGHS   | CAREER HIGHS  | MISC STATS              | Season | Career |
|--|---|-------------------------|--------|--------|
| Points..... 21 vs. Miami (1/26/21)                           | Points ..... 22 vs. Duke (1/10/19), vs. WF (2/10/19)* | Double-Doubles.....     | 1      | 2/6    |
| Reb..... 10 vs. FSU (1/17/21)                                | Reb. .... 17 vs. Duke (1/10/19)*                      | 10-Plus Points .....    | 11     | 14/33  |
| Asst..... 2 at Pitt (2/18/21), vs. Marist (3/22/21)          | Asst. .... 4 vs. Duke (1/10/19)*                      | 20-Plus Points .....    | 1      | 1/4    |
| Blocks..... 4 vs. NC State (2/1/21), at FSU (2/21/21)        | Blocks ..... 4, (three times) latest at FSU (2/21/21) | 30-Plus Points .....    | 0      | 0/0    |
| Steals..... 2 at Wake Forest (1/24/21), vs. Marist (3/22/21) | Steals .... 4 vs. Alabama State (12/5/18)*            | Team-High Points.....   | 1      | 1/8    |
| FGM..... 6, (five times) latest at Notre Dame (2/28/21)      | FGM ..... 9 vs. Duke (1/10/19)*                       | 10-Plus Rebounds.....   | 1      | 2/6    |
| FGA ..... 10 vs. UNC (1/28/21)                               | FGA..... 14 vs. Clemson (2/21/19)*                    | Team-High Rebounds..... | 5      | 7/13   |
| 3FGM.....  | 3FGM .....  | 10-Plus Assists.....    | 0      | 0/0    |
| 3FGA.....  | 3FGA .....  | Team-High Assists ..... | 0      | 0/0    |
| FT ..... 9 vs. Miami (1/26/21)                               | FT ..... 9 vs. Pitt (2/7/19)*, vs. Miami (1/26/21)    | *at Georgia Tech        |        |        |
| FTA ..... 12 vs. Miami (1/26/21)                             | FTA..... 12 vs. Miami (1/26/21)                       |                         |        |        |
| Minutes..... 28 vs. UNC (1/28/21)                            | Minutes..... 43 vs. WF (2/10/19)*                     |                         |        |        |

| 2020-21 GAME-BY-GAME |     |      |       |      |        |    |     |    |     |     |     |     |  |  |  |  |
|----------------------|-----|------|-------|------|--------|----|-----|----|-----|-----|-----|-----|--|--|--|--|
| Opponent             | Min | FG-A | 3PT-A | FT-A | O-D-T  | PF | AST | TO | BLK | STL | PTS | AVG |  |  |  |  |
| at SEMO              | 13  | 0-4  | 0-0   | 2-3  | 3-2-5  | 2  | 0   | 0  | 1   | 0   | 2   | 2.0 |  |  |  |  |
| EKU                  | 22  | 3-6  | 0-0   | 0-0  | 4-4-8  | 0  | 0   | 0  | 0   | 1   | 6   | 4.0 |  |  |  |  |
| vs. DEPAUL           | 9   | 6-6  | 0-0   | 0-0  | 2-2-4  | 1  | 0   | 3  | 1   | 0   | 12  | 6.7 |  |  |  |  |
| UTM                  | 15  | 3-5  | 0-0   | 1-2  | 1-6-7  | 2  | 1   | 0  | 1   | 0   | 7   | 6.8 |  |  |  |  |
| at DUKE              | 17  | 2-4  | 0-0   | 0-0  | 0-5-5  | 0  | 0   | 0  | 3   | 0   | 4   | 6.2 |  |  |  |  |
| NKU                  | 16  | 6-8  | 0-0   | 0-0  | 1-2-3  | 0  | 1   | 1  | 0   | 0   | 12  | 7.2 |  |  |  |  |
| BELL                 | 15  | 5-6  | 0-0   | 4-4  | 2-4-6  | 1  | 0   | 1  | 2   | 1   | 14  | 8.1 |  |  |  |  |
| UTM                  | 17  | 1-4  | 0-0   | 4-4  | 3-2-5  | 3  | 1   | 0  | 1   | 1   | 6   | 7.9 |  |  |  |  |
| at VT                | 22  | 3-5  | 0-0   | 0-0  | 0-2-2  | 2  | 0   | 4  | 0   | 0   | 6   | 7.7 |  |  |  |  |
| CLEMSON*             | 19  | 5-8  | 0-0   | 0-0  | 4-4-8  | 1  | 0   | 1  | 1   | 0   | 10  | 7.9 |  |  |  |  |
| BC                   | 16  | 3-4  | 0-0   | 0-0  | 2-5-7  | 1  | 0   | 0  | 1   | 0   | 6   | 7.7 |  |  |  |  |
| FSU                  | 17  | 4-7  | 0-0   | 2-2  | 5-5-10 | 2  | 0   | 0  | 1   | 0   | 10  | 7.9 |  |  |  |  |
| SYR                  | 19  | 1-3  | 0-0   | 0-0  | 3-5-8  | 1  | 1   | 0  | 2   | 1   | 2   | 7.5 |  |  |  |  |
| at WAKE              | 18  | 3-7  | 0-0   | 0-0  | 4-0-4  | 4  | 0   | 1  | 0   | 2   | 6   | 7.4 |  |  |  |  |
| MIAMI                | 26  | 6-7  | 0-0   | 9-12 | 5-4-9  | 4  | 0   | 0  | 0   | 1   | 21  | 8.3 |  |  |  |  |
| UNC*                 | 28  | 5-10 | 0-0   | 3-3  | 2-2-4  | 2  | 1   | 1  | 1   | 1   | 13  | 8.6 |  |  |  |  |
| NC STATE*            | 26  | 1-4  | 0-0   | 0-0  | 1-6-7  | 1  | 0   | 0  | 4   | 0   | 2   | 8.2 |  |  |  |  |
| at BC*               | 25  | 5-6  | 0-0   | 1-2  | 4-2-6  | 3  | 1   | 3  | 1   | 0   | 11  | 8.3 |  |  |  |  |
| ND*                  | 21  | 2-7  | 0-0   | 0-1  | 3-3-6  | 1  | 0   | 0  | 1   | 0   | 4   | 8.1 |  |  |  |  |
| GT*                  | 26  | 4-9  | 0-0   | 5-5  | 3-6-9  | 2  | 1   | 1  | 3   | 0   | 13  | 8.4 |  |  |  |  |
| at PITT*             | 20  | 6-8  | 0-0   | 0-1  | 2-3-5  | 3  | 2   | 3  | 1   | 1   | 12  | 8.5 |  |  |  |  |
| at FSU               | 24  | 3-5  | 0-0   | 2-4  | 1-4-5  | 4  | 0   | 1  | 4   | 0   | 8   | 8.5 |  |  |  |  |
| at ND                | 22  | 6-7  | 0-0   | 0-0  | 1-2-3  | 1  | 0   | 2  | 1   | 0   | 12  | 8.7 |  |  |  |  |
| vs. WAKE             | 15  | 3-5  | 0-0   | 0-2  | 4-3-7  | 3  | 1   | 4  | 0   | 0   | 6   | 8.5 |  |  |  |  |
| vs. SYR              | 18  | 3-7  | 0-0   | 2-2  | 2-1-3  | 3  | 0   | 1  | 0   | 1   | 8   | 8.5 |  |  |  |  |
| vs. NC STATE         | 16  | 2-2  | 0-0   | 0-0  | 1-0-1  | 4  | 1   | 0  | 0   | 1   | 4   | 8.3 |  |  |  |  |
| vs. MARIST           | 12  | 1-2  | 0-0   | 0-0  | 2-3-5  | 3  | 2   | 1  | 2   | 0   | 2   | 8.1 |  |  |  |  |
| vs. NW               | 14  | 1-4  | 0-0   | 0-0  | 1-4-5  | 1  | 0   | 1  | 0   | 0   | 2   | 7.9 |  |  |  |  |
| vs. OREGON           | 20  | 2-8  | 0-0   | 0-0  | 0-2-2  | 4  | 0   | 0  | 1   | 1   | 4   | 7.8 |  |  |  |  |
| vs. STANFORD         | 10  | 2-4  | 0-0   | 0-0  | 2-1-3  | 2  | 0   | 0  | 1   | 0   | 4   | 7.6 |  |  |  |  |

**Junior Year (2020-2021)**

- Played in all 30 games with seven starts and ranked second on the team with 5.4 rebounds and 1.1 blocks per game. Also averaged 18.6 minutes and 7.6 points, while shooting 56.4 percent from the floor and 35-47 (.745) from the free throw line.
- Named to All-ACC Academic Team.
- Shot 97-172 (.565) from the floor after shooting just 56-113 (.496) last season. Scoring increased from 4.4 to 7.6 points per game, her rebounds increased from 3.6 to 5.4 rebounds per game and her blocks increased from 0.6 to 1.1 blocks per game.
- In ACC games, ranked seventh in league with 1.5 blocks per game, 10th with 2.5 offensive rebounds per game and 18th with 6.1 rebounds per game.
- Recorded at least one block in 21 of 30 games, including seven multi-block games.
- Provided valuable minutes off the bench, recording six points and seven rebounds in the ACC Quarterfinals vs. Wake Forest on 3/5.
- Posted 12 points on 6-7 from the field to close out the regular season at Notre Dame on 2/28
- Recorded eight points, and five rebounds and a team-high four blocks at Florida State on 2/21.
- Recorded 12 points, five rebounds and a season-high two assists in only 20 minutes at Pittsburgh on 2/18.
- Scored 13 points on 4-9 from the field, 5-5 from the line, in addition to nine rebounds and three blocks against Georgia Tech on 2/11.
- 11 points on 5-6 from the field, in addition to six rebounds and a block, in her third of six straight starts at Boston College on 2/4.
- Posted seven rebounds and career-high four blocks vs. NC State on 2/1.
- 13 points and four rebounds in a season-high 28 minutes and her second start of the season vs. North Carolina on 1/28.
- Set Louisville-high in points and posted a near double-double with 21 points and nine rebounds vs. Miami.
- Recorded a double-double with 10 points and 10 rebounds in 17 minutes in a win vs. Florida State on 1/17.
- Led the team with seven rebounds, in addition to six points vs. Boston College on 1/14.
- Recorded 10 points and eight rebounds in her first start of the season vs. Clemson on 1/10.
- Posted 14 points on 5-6 from the field in a home win vs. Bellarmine on 1/2.
- Scored 12 points on 6-8 shooting in a home win vs. NKU on 1/1.
- Recorded three blocked shots in 17 minutes at Duke on 12/9.
- Scored seven points and grabbed seven rebounds in 15 minutes vs. UTM on 12/6.
- Scored 12 points on 6-6 shooting while adding four rebounds in just nine minutes vs. DePaul on 12/4.
- Recorded six points and eight rebounds in 22 minutes vs. EKU on 11/29.

**Sophomore Year (2019-2020)**

- Played in all 32 games with four starts, averaging 4.4 points, 3.6 rebounds, while shooting 49.6 percent from the floor.
- Six points and nine rebounds in 25 minutes vs. Syracuse.
- Had a team-high seven rebounds, while adding six points against Notre Dame on 2/16.
- Seven points on 3-4 shooting and recorded a season-high three blocks at Notre Dame.
- Eight points on 4-4 shooting and two blocks at North Carolina.
- Nine points on 4-5 shooting, while adding five rebounds at Miami.
- 15 points on 6-7 shooting against Boise State.
- In her debut as a Cardinal vs. WKU, had her fifth career double-double with team-high 13 rebounds, while adding 10 points.

**Georgia Tech - Freshman Year (2018-19)**

- Named to the All-ACC Freshman team and three times was named ACC Freshman of the Week.
- Started all 30 games for the Yellow Jackets and was second on the team and first among ACC freshmen in rebounding with 6.4 per game.
- She ranked third on the team in scoring with 11.0 points per game.
- Seven times she led the team in scoring and six times led the team in rebounds.
- She scored in double figures 19 times and had three 20-plus point scoring games.
- She finished the year with 192 rebounds, which ranks fourth all-time among freshmen in Georgia Tech history.
- Recorded her first career double-double in just her third game with 13 points and 10 rebounds vs. Western Carolina.
- She finished with four double-doubles on the season and against Duke on Jan. 10, she recorded her fourth double-double of the year with a career-high 22 points to go with a personal-best 17 rebounds.

| LIZ DIXON CAREER STATISTICS  |       |           |         |      |         |      |          |      |          |     |     |     |     |    |     |     |     |     |         |      |
|--|-------|-----------|---------|------|---------|------|----------|------|----------|-----|-----|-----|-----|----|-----|-----|-----|-----|---------|------|
| Season   | gp-gs | min/avg   | Total   |      | 3-Point |      | F-Throws |      | Rebounds |     |     |     |     |    |     |     |     |     | Scoring |      |
|  |       |           | fg-fga  | pct  | fg-fga  | pct  | ft-fa    | pct  | off      | def | tot | avg | pf  | fo | ast | to  | blk | stl | pts     | avg  |
| 2018-19*   | 30-30 | 768/25.6  | 130-254 | .512 | 0-0     | .000 | 70-98    | .714 | 103      | 89  | 192 | 6.4 | 78  | 4  | 25  | 77  | 33  | 18  | 330     | 11.0 |
| 2019-20  | 32-4  | 461/14.4  | 56-113  | .496 | 0-1     | .000 | 29-45    | .644 | 61       | 54  | 115 | 3.6 | 53  | 0  | 9   | 32  | 21  | 8   | 141     | 4.4  |
| 2020-21  | 30-7  | 558/18.6  | 97-172  | .564 | 0-0     | .000 | 35-47    | .745 | 68       | 94  | 162 | 5.4 | 61  | 0  | 13  | 29  | 34  | 12  | 229     | 7.6  |
| TOTAL  | 62-11 | 1019/16.4 | 153-285 | .537 | 0-1     | .000 | 64-92    | .696 | 129      | 148 | 277 | 4.5 | 114 | 0  | 22  | 61  | 55  | 20  | 370     | 6.0  |
| All*   | 92-41 | 1787/19.4 | 283-539 | .525 | 0-1     | .000 | 134-190  | .705 | 232      | 237 | 469 | 5.1 | 192 | 4  | 47  | 138 | 88  | 38  | 700     | 7.6  |
| * at Georgia Tech  |       |           |         |      |         |      |          |      |          |     |     |     |     |    |     |     |     |     |         |      |
| 2 NCAA RUNNER-UPS (2009, 2013)   3 FINAL FOURS (2009, 2013, 2018)   5 ELITE EIGHTS   10 SWEET 16'S   23 NCAA TOURNAMENTS |       |           |         |      |         |      |          |      |          |     |     |     |     |    |     |     |     |     |         |      |
| 36   |       |           |         |      |         |      |          |      |          |     |     |     |     |    |     |     |     |     |         |      |



# 44 OLIVIA COCHRAN

Forward | 6-3 | Freshman  
Columbus, Ga. | Carver

| SEASON HIGHS |   |
|--------------|---|
| Points.....  | 19 vs. DePaul (12/4/20)                           |
| Reb.....     | 15 vs. Northwestern (3/24/21)                     |
| Asst.....    | 2, (five times) latest vs. UNC (1/28/21)          |
| Blocks.....  | 3 vs. Clemson (1/10/21)                           |
| Steals.....  | 2 vs. Bellarmine (1/2/21), vs. Syracuse (1/21/21) |
| FGM.....     | 8 vs. DePaul (12/4/20)                            |
| FGA.....     | 11 vs. GT (2/11/21)                               |
| 3FGM.....    | 1 vs. UNC (1/28/21)                               |
| 3FGA.....    | 2 vs. UNC (1/28/21), at FSU (2/21/21)             |
| FT.....      | 9 at SEMO (11/25/20)                              |
| FTA.....     | 10 at SEMO (11/25/20)                             |
| Minutes..... | 33 vs. NC State (2/1/21)                          |

| MISC STATS              | Season | Career |
|-------------------------|--------|--------|
| Double-Doubles.....     | 4      | 4      |
| 10-Plus Points.....     | 15     | 15     |
| 20-Plus Points.....     | 0      | 0      |
| 30-Plus Points.....     | 0      | 0      |
| Team-High Points.....   | 3      | 3      |
| 10-Plus Rebounds.....   | 7      | 7      |
| Team-High Rebounds..... | 15     | 15     |
| 10-Plus Assists.....    | 0      | 0      |
| Team-High Assists.....  | 0      | 0      |

| 2020-21 GAME-BY-GAME |     |      |       |      |         |    |     |    |     |     |     |      |
|----------------------|-----|------|-------|------|---------|----|-----|----|-----|-----|-----|------|
| Opponent             | Min | FG-A | 3PT-A | FT-A | O-D-T   | PF | AST | TO | BLK | STL | PTS | AVG  |
| at SEMO*             | 18  | 4-9  | 0-1   | 9-10 | 3-5-8   | 2  | 1   | 2  | 1   | 1   | 17  | 17.0 |
| EKU*                 | 16  | 5-7  | 0-0   | 5-6  | 3-2-5   | 1  | 1   | 1  | 1   | 0   | 15  | 16.0 |
| vs. DEPAUL*          | 23  | 8-9  | 0-0   | 3-4  | 3-7-10  | 2  | 2   | 2  | 0   | 0   | 19  | 17.0 |
| UTM*                 | 19  | 2-5  | 0-0   | 3-6  | 4-6-10  | 2  | 0   | 2  | 0   | 0   | 7   | 14.5 |
| at DUKE*             | 19  | 4-9  | 0-0   | 3-4  | 6-6-12  | 3  | 2   | 1  | 0   | 0   | 11  | 13.8 |
| NKU*                 | 21  | 6-8  | 0-0   | 1-1  | 3-2-5   | 3  | 0   | 3  | 0   | 0   | 13  | 13.7 |
| BELL*                | 15  | 7-7  | 0-0   | 1-4  | 1-2-3   | 0  | 2   | 0  | 2   | 2   | 15  | 13.9 |
| UTM*                 | 22  | 3-8  | 0-1   | 2-2  | 1-5-6   | 2  | 2   | 2  | 1   | 1   | 8   | 13.1 |
| at VT*               | 24  | 3-5  | 0-0   | 2-2  | 1-1-2   | 3  | 0   | 3  | 2   | 1   | 8   | 12.6 |
| CLEMSON              | 18  | 3-7  | 0-0   | 0-0  | 2-7-9   | 1  | 0   | 2  | 3   | 0   | 6   | 11.9 |
| BC*                  | 22  | 6-9  | 0-0   | 6-8  | 2-5-7   | 0  | 0   | 2  | 0   | 1   | 18  | 12.5 |
| FSU*                 | 22  | 5-7  | 0-0   | 4-4  | 0-3-3   | 2  | 0   | 1  | 2   | 1   | 14  | 12.6 |
| SYR*                 | 26  | 5-7  | 0-0   | 1-2  | 0-3-3   | 3  | 1   | 4  | 1   | 2   | 11  | 12.5 |
| at WAKE*             | 28  | 3-8  | 0-0   | 4-4  | 2-9-11  | 3  | 0   | 0  | 1   | 0   | 10  | 12.3 |
| MIAMI*               | 14  | 3-3  | 0-0   | 1-1  | 0-2-2   | 3  | 0   | 2  | 0   | 0   | 7   | 11.9 |
| UNC*                 | 30  | 7-10 | 1-2   | 2-3  | 1-6-7   | 3  | 2   | 0  | 2   | 1   | 17  | 12.3 |
| NC STATE*            | 33  | 4-7  | 0-0   | 0-0  | 2-7-9   | 3  | 0   | 5  | 2   | 0   | 8   | 12.0 |
| at BC                | DNP |      |       |      |         |    |     |    |     |     |     |      |
| ND                   | 21  | 1-5  | 0-0   | 0-0  | 2-9-11  | 1  | 0   | 2  | 1   | 0   | 2   | 11.4 |
| GT                   | 22  | 6-11 | 0-0   | 1-1  | 2-4-6   | 2  | 0   | 1  | 1   | 0   | 13  | 11.5 |
| at PITT              | 12  | 2-5  | 0-1   | 0-0  | 2-3-5   | 4  | 0   | 0  | 0   | 1   | 4   | 11.2 |
| at FSU*              | 19  | 6-10 | 0-0   | 0-2  | 3-6-9   | 2  | 1   | 1  | 0   | 0   | 12  | 11.2 |
| at ND*               | 18  | 4-6  | 0-1   | 0-0  | 1-4-5   | 3  | 0   | 2  | 2   | 1   | 8   | 11.0 |
| vs. WAKE*            | 8   | 3-4  | 0-0   | 0-0  | 1-0-1   | 3  | 0   | 3  | 0   | 0   | 6   | 10.8 |
| vs. SYR*             | 20  | 2-6  | 0-0   | 6-6  | 2-8-10  | 3  | 1   | 0  | 0   | 0   | 10  | 10.8 |
| vs. NC STATE*        | 27  | 3-5  | 0-0   | 2-2  | 2-6-8   | 4  | 1   | 0  | 0   | 0   | 8   | 10.7 |
| vs. MARIST*          | 16  | 1-5  | 0-1   | 0-0  | 1-4-5   | 2  | 1   | 2  | 1   | 0   | 2   | 10.3 |
| vs. NW*              | 28  | 3-9  | 0-0   | 7-9  | 5-10-15 | 0  | 1   | 2  | 1   | 0   | 13  | 10.4 |
| vs. OREGON*          | 20  | 1-7  | 0-0   | 0-0  | 2-4-6   | 0  | 1   | 0  | 0   | 0   | 2   | 10.1 |
| vs. STANFORD*        | 22  | 1-6  | 0-0   | 0-0  | 3-4-7   | 4  | 1   | 3  | 0   | 0   | 2   | 9.9  |

**Freshman Year (2020-21)**

- Played in 29 games with 25 starts, leading the team with 6.9 rebounds per game. Averaged 20.9 minutes, 9.9 points and 0.8 blocks. Shot 54.4 percent from the floor and 63-81 (.778) from the free throw line.
- Named to the 2020-21 ACC All-Freshman Team.
- Ranked in top five among ACC freshmen in points per game, blocks, rebounds and free throws made/attempted.
- In ACC games, ranked 12th in league with 5.0 defensive rebounds per game and 6.7 total rebounds per game, while ranking 14th with 1.1 blocks per game.
- Five double-doubles on the season with 13 points and 15 rebounds vs. Northwestern, 10 points and 10 rebounds vs. Syracuse, 19 points and 10 rebounds vs. DePaul, 11 points and 12 rebounds at Duke and 10 points and 11 rebounds at WF. She is the first UofL freshman with five double-doubles in a season since Angel McCoughtry in 2005-06.
- Scored in double figures in 15 of 29 games and recorded double figure rebounds seven times.
- Recorded at least one block in 18 of 29 games.
- Recorded her fifth double-double of the season with 13 points and a season-high 15 rebounds in the second round of the NCAA Tourney vs. Northwestern. Her 15 rebounds are tied for second most ever by a UofL player in NCAA Tournament game.
- Posted her fourth double-double of the season with 10 points and 10 rebounds vs. Syracuse in the ACC Semifinals on 3/6.
- Recorded eight points, five rebounds and two blocks at Notre Dame on 2/28.
- Returned to the starting lineup, contributing 12 points and a team-high nine rebounds at Florida State on 2/21.
- One of four players in double-figures, recording 13 points, six rebounds and one block vs. Georgia Tech on 2/11.
- Recorded a team-high 11 rebounds in a win vs. Notre Dame on 2/7.
- Posted eight points and nine rebounds in a career-high 33 minutes vs. NC State on 2/1.
- Converted on her first seven shots from the field, recording a team-high 17 points and seven rebounds in 30 minutes vs. North Carolina on 1/28.
- Posted her third career double-double with 10 points and 11 rebounds in 28 minutes at Wake Forest on 1/24.
- Recorded 18 points and a team-high seven rebounds vs. Boston College on 1/14.
- Recorded a season-high three blocks and a team-high nine rebounds vs. Clemson on 1/10.
- Scored a team-high 15 points on a perfect 7-7 shooting vs. Bellarmine on 1/2.
- Recorded a double-double with 11 points and a team-high 12 rebounds in a win over Duke on 12/9.
- Scored seven points and grabbed a team-high 10 rebounds in 19 minutes vs. UTM on 12/6.
- Recorded her first career double-double with 19 points and 10 rebounds, while shooting 8-9 from floor, vs. DePaul on 12/4.
- Recorded a team-high 17 points and eight rebounds, while shooting 9-10 from the free throw line, in only 18 minutes in collegiate debut at SEMO on 11/25.

**High School**

- Named a 2020 McDonald's All-American.
- Named 2020 Jersey Mike's Naismith National High School All-American honorable mention.
- Comes to Louisville as the No. 18-ranked player in the class of 2020, according to ESPNW HoopGurlz.
- The five-star prospect is tabbed as the fourth-best player at the forward position.
- Prospects Nation ranked her No. 10 overall and as the third-best forward, while she is ranked No. 26 by PASS Scouting Service.
- Competed alongside Hailey Van Lith in leading the USA to gold at the 2019 FIBA 3x3 U18 World Cup in Ulaanbaatar, Mongolia and scored 41 points, which ranked fourth among all competitors in the 20-team field.
- Named a first team Class 4-A All-State selection by the Atlanta Journal Constitution in 2018 and 2019, while being named honorable mention as a freshman in 2017.
- Was also named Georgia Class 4A All-State in 2018 and 2019.
- Was named Ledger-Enquirer All-Bi-City Player of the Year in 2019, while also being named to the first team in 2018 and 2019 and the second team in 2017.
- As a junior, she led Carver to their first ever Class 4-A state title. She averaged 26.0 points, 16.0 rebounds and eight blocked shots a game. She had 15 points and 11 rebounds in the state title game to cap a 32-0 season.
- Named to the 2020 Naismith Trophy Girls High School Player of the Year Preseason Watch List.

| OLIVIA COCHRAN CAREER STATISTICS |       |          |         |      |         |      |          |      |          |     |     |     |    |    |     |    |     |     |         |     |
|----------------------------------|-------|----------|---------|------|---------|------|----------|------|----------|-----|-----|-----|----|----|-----|----|-----|-----|---------|-----|
| Season                           |       |          | Total   |      | 3-Point |      | F-Throws |      | Rebounds |     |     |     |    |    |     |    |     |     | Scoring |     |
|                                  | gp-gs | min/avg  | fq-fga  | pct  | fq-fga  | pct  | ft-fta   | pct  | off      | def | tot | avg | pf | fo | ast | to | blk | stl | pts     | avg |
| 2020-21                          | 29-25 | 607/20.9 | 111-204 | .544 | 1-7     | .143 | 63-81    | .778 | 60       | 140 | 200 | 6.9 | 64 | 0  | 20  | 48 | 24  | 12  | 286     | 9.9 |
| TOTAL                            | 29-25 | 607/20.9 | 111-204 | .544 | 1-7     | .143 | 63-81    | .778 | 60       | 140 | 200 | 6.9 | 64 | 0  | 20  | 48 | 24  | 12  | 286     | 9.9 |





Official Basketball Box Score -- Game Totals -- Final Statistics  
**#5 Louisville vs Southeast Missouri**  
 11-25-20 2 p.m. at Show Me Center -- Cape Girardeau, Mo.

**#5 Louisville 74 • 1-0**

| #      | Player            | Total  |        | 3-Ptr  |        | Rebounds |     |     | PF | TP | A TO Blk Stl |    |     |     | Min |
|--------|-------------------|--------|--------|--------|--------|----------|-----|-----|----|----|--------------|----|-----|-----|-----|
|        |                   | FG-FGA | FT-FGA | FG-FGA | FT-FGA | Off      | Def | Tot |    |    | A            | TO | Blk | Stl |     |
| 44     | Olivia Cochran    | 4-9    | 0-1    | 9-10   |        | 3        | 5   | 8   | 2  | 17 | 1            | 2  | 1   | 1   | 18  |
| 01     | Dana Evans        | 6-15   | 0-5    | 3-4    |        | 0        | 2   | 2   | 1  | 15 | 6            | 2  | 1   | 1   | 32  |
| 02     | Ahlana Smith      | 3-7    | 0-2    | 1-2    |        | 1        | 0   | 1   | 2  | 7  | 2            | 1  | 0   | 3   | 21  |
| 04     | Elizabeth Balogun | 1-4    | 0-3    | 2-2    |        | 1        | 4   | 5   | 0  | 4  | 0            | 0  | 3   | 1   | 18  |
| 10     | Hailey Van Lith   | 6-12   | 1-3    | 0-0    |        | 3        | 5   | 8   | 3  | 13 | 1            | 2  | 1   | 1   | 28  |
| 00     | Ramani Parker     | 1-2    | 0-0    | 0-0    |        | 1        | 3   | 4   | 2  | 0  | 3            | 3  | 1   | 0   | 8   |
| 05     | Mykasa Robinson   | 0-1    | 0-0    | 0-0    |        | 3        | 1   | 4   | 3  | 0  | 4            | 2  | 0   | 2   | 19  |
| 11     | Norika Konno      | 2-3    | 1-1    | 1-3    |        | 3        | 1   | 4   | 0  | 6  | 0            | 2  | 2   | 1   | 14  |
| 13     | Merissah Russell  | 3-4    | 0-1    | 2-3    |        | 4        | 1   | 5   | 1  | 8  | 1            | 0  | 0   | 1   | 19  |
| 22     | Elizabeth Dixon   | 0-4    | 0-0    | 2-3    |        | 3        | 2   | 5   | 2  | 2  | 0            | 0  | 1   | 0   | 13  |
| 31     | Nyah Green        | 0-3    | 0-1    | 0-0    |        | 1        | 0   | 1   | 1  | 0  | 0            | 2  | 0   | 0   | 10  |
| Team   |                   |        |        |        |        | 1        | 2   | 3   |    |    |              |    |     |     |     |
| Totals |                   | 26-64  | 2-17   | 20-27  |        | 24       | 26  | 50  | 17 | 74 | 15           | 16 | 10  | 11  | 200 |

1st - FG %: 7-16 43.8% 2nd: 4-17 47.1% 3rd: 6-16 37.5% 4th: 5-15 33.3% Game: 26-64 40.6% Deadball  
 3FG %: 0-4 0.0% 0-7 0.0% 1-3 33.3% 1-3 33.3% 2-7 28.6% 3-9 33.3%  
 FT %: 4-5 80.0% 4-7 57.1% 5-6 83.3% 7-9 77.8% 20-27 74.1%

**Southeast Missouri 53 • 0-1**

| #      | Player             | Total  |        | 3-Ptr  |        | Rebounds |     |     | PF | TP | A TO Blk Stl |    |     |     | Min |
|--------|--------------------|--------|--------|--------|--------|----------|-----|-----|----|----|--------------|----|-----|-----|-----|
|        |                    | FG-FGA | FT-FGA | FG-FGA | FT-FGA | Off      | Def | Tot |    |    | A            | TO | Blk | Stl |     |
| 40     | SAINE, LaTrese     | 3-10   | 1-1    | 0-0    |        | 3        | 7   | 10  | 5  | 7  | 0            | 2  | 0   | 1   | 23  |
| 02     | SCOTT, Roshala     | 2-9    | 0-2    | 2-2    |        | 1        | 0   | 1   | 1  | 6  | 2            | 2  | 0   | 2   | 33  |
| 20     | PRUITT, Taelour    | 2-13   | 1-5    | 2-2    |        | 0        | 1   | 1   | 2  | 7  | 1            | 4  | 0   | 0   | 26  |
| 24     | THOMPSON, Tesia    | 6-16   | 2-5    | 7-10   |        | 4        | 4   | 8   | 3  | 21 | 1            | 4  | 0   | 0   | 31  |
| 34     | BUSSARD, Sophie    | 0-2    | 0-0    | 2-2    |        | 3        | 4   | 7   | 1  | 2  | 2            | 1  | 0   | 1   | 35  |
| 01     | ALLEN, Kennedi     | 0-0    | 0-0    | 2-2    |        | 0        | 1   | 1   | 4  | 2  | 2            | 0  | 0   | 0   | 13  |
| 12     | HANCOCK, Sophia    | 0-0    | 0-0    | 0-0    |        | 0        | 0   | 0   | 0  | 0  | 0            | 0  | 0   | 1   | 0   |
| 13     | WATSON, Deany      | 0-1    | 0-0    | 0-0    |        | 1        | 0   | 1   | 0  | 0  | 0            | 1  | 0   | 0   | 6   |
| 14     | PILLERS, Nyrobi    | 1-2    | 0-0    | 3-4    |        | 3        | 1   | 4   | 5  | 5  | 0            | 1  | 0   | 2   | 13  |
| 30     | SMITH, Terri       | 1-2    | 1-1    | 0-0    |        | 0        | 0   | 0   | 1  | 3  | 1            | 4  | 0   | 0   | 18  |
| 44     | MAYFIELD, Michaela | 0-0    | 0-0    | 0-0    |        | 0        | 0   | 0   | 0  | 0  | 0            | 0  | 1   | 0   | 2   |
| Team   |                    |        |        |        |        | 1        | 2   | 3   |    |    |              |    |     |     |     |
| Totals |                    | 15-55  | 5-14   | 18-22  |        | 16       | 20  | 36  | 22 | 53 | 9            | 19 | 1   | 7   | 200 |

1st - FG %: 6-15 40.0% 2nd: 3-13 23.1% 3rd: 5-15 33.3% 4th: 1-12 8.3% Game: 15-55 27.3% Deadball  
 3FG %: 2-2 100.0% 1-6 16.7% 1-3 33.3% 1-3 33.3% 5-14 35.7%  
 FT %: 2-2 100.0% 1-2 50.0% 6-8 75.0% 9-10 90.0% 18-22 81.8%

Officials: Troy Winders, Natasha Harris, Royce Blevins  
 Technical fouls: #5 Louisville-None. Southeast Missouri-None.

Attendance: 475

| Score by periods   | 1st | 2nd | 3rd | 4th | Total |
|--------------------|-----|-----|-----|-----|-------|
| #5 Louisville      | 18  | 20  | 18  | 18  | 74    |
| Southeast Missouri | 16  | 8   | 17  | 12  | 53    |

|        | In    | Off | 2nd    | Fast  | Bench |
|--------|-------|-----|--------|-------|-------|
| Points | Paint | T/O | Chance | Break |       |
| LOU    | 34    | 26  | 21     | 12    | 18    |
| SEMO   | 12    | 10  | 13     | 0     | 10    |

Last FG - LOU 4th-00:35, SEMO 4th-02:20.  
 Largest lead - LOU by 26 4th-03:20, SEMO by 2 1st-01:18.  
 LOU led for 37:14, SEMO led for 01:23. Game was tied for 01:23.

Score tied - 1 time.  
 Lead changed - 10 times.



Official Basketball Box Score -- Game Totals -- Final Statistics  
**Louisville vs DePaul**  
 12/04/20 6:30 pm at Montville, CT

**Louisville 116 • 3-0,0-0 ACC**

| #      | Player            | Total  |        | 3-Ptr  |        | Rebounds |     |     | PF | TP  | A TO Blk Stl |    |     |     | Min |
|--------|-------------------|--------|--------|--------|--------|----------|-----|-----|----|-----|--------------|----|-----|-----|-----|
|        |                   | FG-FGA | FT-FGA | FG-FGA | FT-FGA | Off      | Def | Tot |    |     | A            | TO | Blk | Stl |     |
| 44     | Olivia Cochran    | 8-9    | 0-0    | 3-4    |        | 3        | 7   | 10  | 2  | 19  | 2            | 2  | 0   | 0   | 23  |
| 01     | Dana Evans        | 9-17   | 0-2    | 2-2    |        | 0        | 3   | 3   | 3  | 20  | 7            | 4  | 0   | 1   | 21  |
| 02     | Ahlana Smith      | 2-5    | 0-1    | 1-1    |        | 0        | 1   | 1   | 3  | 5   | 1            | 2  | 0   | 0   | 15  |
| 04     | Elizabeth Balogun | 0-2    | 0-0    | 0-0    |        | 0        | 3   | 3   | 0  | 1   | 2            | 4  | 0   | 1   | 11  |
| 10     | Hailey Van Lith   | 8-11   | 3-5    | 2-3    |        | 0        | 4   | 4   | 4  | 21  | 1            | 1  | 1   | 1   | 25  |
| 00     | Ramani Parker     | 3-3    | 0-0    | 1-2    |        | 1        | 3   | 4   | 3  | 7   | 0            | 1  | 0   | 0   | 10  |
| 05     | Mykasa Robinson   | 0-1    | 0-0    | 2-2    |        | 3        | 2   | 5   | 4  | 2   | 2            | 2  | 0   | 1   | 19  |
| 11     | Norika Konno      | 1-6    | 0-1    | 0-0    |        | 1        | 1   | 2   | 1  | 2   | 2            | 2  | 3   | 3   | 16  |
| 13     | Merissah Russell  | 0-1    | 0-0    | 1-2    |        | 1        | 4   | 5   | 3  | 1   | 3            | 2  | 1   | 0   | 13  |
| 14     | Kianna Smith      | 9-14   | 3-7    | 0-0    |        | 1        | 5   | 6   | 2  | 21  | 6            | 1  | 1   | 2   | 22  |
| 22     | Elizabeth Dixon   | 6-6    | 0-0    | 0-0    |        | 2        | 2   | 4   | 1  | 12  | 0            | 3  | 1   | 0   | 9   |
| 31     | Nyah Green        | 3-6    | 0-0    | 0-0    |        | 1        | 3   | 4   | 2  | 6   | 1            | 0  | 0   | 0   | 16  |
| Team   |                   |        |        |        |        | 0        | 4   | 4   |    |     |              |    |     |     |     |
| Totals |                   | 49-81  | 6-16   | 12-16  |        | 13       | 42  | 55  | 31 | 116 | 26           | 22 | 11  | 8   | 200 |

1st - FG %: 12-24 50.0% 2nd: 12-18 66.7% 3rd: 19-24 79.2% 4th: 6-15 40.0% Game: 49-81 60.5% Deadball  
 3FG %: 1-6 16.7% 3-4 75.0% 2-4 50.0% 0-2 0.0% 6-16 37.5%  
 FT %: 5-5 100.0% 0-0 0.0% 3-6 50.0%

**DePaul 75 • 1-2,0-0 Big East**

| #      | Player          | Total  |        | 3-Ptr  |        | Rebounds |     |     | PF | TP | A TO Blk Stl |    |     |     | Min |
|--------|-----------------|--------|--------|--------|--------|----------|-----|-----|----|----|--------------|----|-----|-----|-----|
|        |                 | FG-FGA | FT-FGA | FG-FGA | FT-FGA | Off      | Def | Tot |    |    | A            | TO | Blk | Stl |     |
| 02     | Maya Stovall    | 1-2    | 0-0    | 0-0    |        | 1        | 0   | 1   | 0  | 2  | 2            | 1  | 0   | 1   | 13  |
| 03     | Deja Church     | 2-14   | 0-3    | 1-4    |        | 4        | 1   | 5   | 2  | 5  | 1            | 4  | 0   | 0   | 25  |
| 10     | Lexi Held       | 4-10   | 1-5    | 3-6    |        | 1        | 1   | 2   | 3  | 12 | 0            | 3  | 0   | 2   | 23  |
| 11     | Sonya Morris    | 3-17   | 0-5    | 1-2    |        | 1        | 4   | 5   | 4  | 7  | 1            | 4  | 0   | 2   | 29  |
| 23     | Dee Bekelja     | 6-16   | 2-5    | 4-6    |        | 4        | 2   | 6   | 0  | 18 | 2            | 3  | 0   | 2   | 31  |
| 04     | Hannah Purcell  | 0-0    | 0-0    | 0-0    |        | 0        | 2   | 2   | 0  | 0  | 0            | 0  | 1   | 1   | 6   |
| 15     | Jolene Daninger | 0-1    | 0-0    | 0-0    |        | 0        | 1   | 1   | 0  | 2  | 1            | 0  | 0   | 0   | 11  |
| 21     | Darrione Rogers | 6-12   | 1-6    | 12-15  |        | 3        | 1   | 4   | 2  | 25 | 2            | 2  | 0   | 0   | 27  |
| 24     | Kayla Caudle    | 0-1    | 0-1    | 0-0    |        | 0        | 2   | 2   | 1  | 0  | 0            | 2  | 0   | 0   | 7   |
| 32     | Nadja'ge Jean   | 1-4    | 0-0    | 2-2    |        | 1        | 0   | 1   | 2  | 4  | 0            | 0  | 0   | 0   | 7   |
| 35     | Kendall Holmes  | 0-4    | 0-2    | 2-2    |        | 2        | 1   | 3   | 1  | 2  | 0            | 0  | 0   | 0   | 21  |
| Team   |                 |        |        |        |        | 4        | 4   | 8   |    |    |              |    |     |     |     |
| Totals |                 | 23-81  | 4-27   | 25-37  |        | 21       | 19  | 40  | 15 | 75 | 10           | 20 | 0   | 8   | 200 |

1st - FG %: 9-24 37.5% 2nd: 5-25 20.0% 3rd: 3-13 23.1% 4th: 6-19 31.6% Game: 23-81 28.4% Deadball  
 3FG %: 0-7 0.0% 1-8 12.5% 1-5 20.0% 2-7 28.6% 4-27 14.8%  
 FT %: 5-11 54.5% 2-2 100.0% 10-16 62.5% 7-8 87.5%

Officials: Pualani Spurlock, Eric Brewton, Joe Vaszily  
 Technical fouls: Louisville-Hailey Van Lith, DePaul-Sonya Morris.

Attendance:

2020-21 Women's Basketball. Round: 0. DePaul vs Louisville. Played at Mohegan

| Score by periods | 1st | 2nd | 3rd | 4th | Total |
|------------------|-----|-----|-----|-----|-------|
| Louisville       | 30  | 31  | 40  | 15  | 116   |
| DePaul           | 24  | 13  | 17  | 21  | 75    |

|        | In    | Off | 2nd    | Fast  | Bench |
|--------|-------|-----|--------|-------|-------|
| Points | Paint | T/O | Chance | Break |       |
| LOU    | 74    | 36  | 14     | 32    | 51    |
| DePaul | 36    | 17  | 21     | 17    | 31    |

Last FG - LOU 4th-03:54, DePaul 4th-00:33.  
 Largest lead - LOU by 51 4th-03:54, DePaul None.  
 LOU led for 39:49, DePaul led for 00:00. Game was tied for 00:11.

Score tied - 0 times.  
 Lead changed - 0 times.



Official Basketball Box Score -- Game Totals -- Final Statistics  
**Eastern Ky. vs Louisville**  
 11/29/20 1:00 pm at Louisville, KY

**Eastern Ky. 58 • 0-2,0-0 OVC**

| #      | Player          | Total  |        | 3-Ptr  |        | Rebounds |     |     | PF | TP | A TO Blk Stl |    |     |     | Min |
|--------|-----------------|--------|--------|--------|--------|----------|-----|-----|----|----|--------------|----|-----|-----|-----|
|        |                 | FG-FGA | FT-FGA | FG-FGA | FT-FGA | Off      | Def | Tot |    |    | A            | TO | Blk | Stl |     |
| 01     | Corriana Evans  | 4-9    | 0-0    | 1-2    |        | 1        | 1   | 2   | 3  | 9  | 0            | 2  | 2   | 0   | 25  |
| 05     | Amerah Steele   | 4-10   | 3-8    | 0-0    |        | 0        | 4   | 4   | 0  | 11 | 0            | 3  | 0   | 2   | 28  |
| 15     | Bria Bass       | 2-4    | 1-2    | 2-2    |        | 0        | 1   | 1   | 1  | 7  | 0            | 1  | 0   | 0   | 14  |
| 30     | Alice Recanati  | 1-6    | 0-0    | 6-6    |        | 1        | 4   | 5   | 1  | 8  | 5            | 8  | 0   | 1   | 30  |
| 55     | Kendall Wingle  | 3-10   | 0-5    | 3-4    |        | 0        | 4   | 4   | 1  | 9  | 2            | 4  | 1   | 0   | 36  |
| 12     | Kennedy Azubike | 0-6    | 0-1    | 1-2    |        | 1        | 3   | 4   | 4  | 1  | 0            | 0  | 0   | 0   | 20  |
| 20     | Emma Hacker     | 4-7    | 2-5    | 0-0    |        | 1        | 1   | 2   | 0  | 10 | 0            | 0  | 0   | 0   | 15  |
| 23     | Dafne Ganesini  | 0-0    | 0-0    | 0-2    |        | 0        | 0   | 0   | 0  | 0  | 0            | 0  | 0   | 0   | 2   |
| 25     | Clara Rosini    | 1-4    | 0-2    | 1-2    |        | 1        | 3   | 4   | 3  | 3  | 2            | 2  | 0   | 0   | 30  |
| Team   |                 |        |        |        |        | 2        | 1   | 3   |    |    |              |    |     |     |     |
| Totals |                 | 19-56  | 6-23   | 14-20  |        | 7        | 22  | 29  | 13 | 58 | 9            | 20 | 3   | 3   | 200 |

1st - FG %: 4-13 30.8% 2nd: 4-12 33.3% 3rd: 5-15 33.3% 4th: 6-16 37.5% Game: 19-56 33.9% Deadball  
 3FG %: 1-3 33.3% 0-4 0.0% 2-7 28.6% 3-9 33.3%  
 FT %: 3-4 75.0% 6-7 85.7% 1-2 50.0% 4-7 57.1%

**Louisville 101 • 2-0,0-0 ACC**

| # |
|---|
|---|



Official Basketball Box Score -- Game Totals -- Final Statistics

**Louisville vs Duke**  
12/09/20 7:00 pm at Durham, NC**Louisville 73 • 5-0,1-0 ACC**

| #      | Player            | Total  |        |        | 3-Ptr  |        |        | Rebounds |     |     | PF | TP | A | TO | Blk | Stl | Min |
|--------|-------------------|--------|--------|--------|--------|--------|--------|----------|-----|-----|----|----|---|----|-----|-----|-----|
|        |                   | FG-FGA | FG-FGA | FT-FTA | FG-FGA | FG-FGA | FT-FTA | Off      | Def | Tot |    |    |   |    |     |     |     |
| 44     | Olivia Cochran    | f      | 4-9    | 0-0    | 3-4    | 0      | 6      | 12       | 3   | 11  | 2  | 1  | 2 | 1  | 0   | 0   | 19  |
| 01     | Dana Evans        | g      | 9-20   | 2-6    | 4-4    | 0      | 1      | 1        | 24  | 2   | 4  | 0  | 3 | 3  | 3   | 39  | 39  |
| 04     | Elizabeth Balogun | g      | 1-2    | 0-1    | 1-1    | 1      | 1      | 2        | 2   | 3   | 0  | 3  | 1 | 0  | 1   | 21  | 21  |
| 10     | Hailey Van Lith   | g      | 5-11   | 2-4    | 2-2    | 1      | 3      | 4        | 0   | 14  | 3  | 2  | 0 | 1  | 1   | 37  | 37  |
| 14     | Kianna Smith      | g      | 6-11   | 3-5    | 0-0    | 0      | 3      | 3        | 1   | 15  | 0  | 1  | 0 | 1  | 0   | 2   | 30  |
| 00     | Ramani Parker     | g      | 0-1    | 0-0    | 0-0    | 0      | 0      | 0        | 0   | 0   | 0  | 0  | 0 | 0  | 0   | 1   | 1   |
| 02     | Ahlana Smith      | g      | 0-1    | 0-0    | 0-0    | 0      | 1      | 1        | 0   | 0   | 0  | 1  | 0 | 0  | 0   | 7   | 7   |
| 05     | Mykasa Robinson   | g      | 0-3    | 0-0    | 0-0    | 4      | 2      | 6        | 2   | 0   | 1  | 0  | 0 | 0  | 0   | 18  | 18  |
| 11     | Norika Konno      | g      | 1-1    | 0-0    | 0-0    | 0      | 0      | 0        | 0   | 2   | 1  | 0  | 0 | 0  | 0   | 6   | 6   |
| 13     | Merissah Russell  | g      | 0-0    | 0-0    | 0-0    | 0      | 0      | 0        | 0   | 0   | 0  | 0  | 0 | 0  | 1   | 4   | 4   |
| 22     | Elizabeth Dixon   | g      | 2-4    | 0-0    | 0-0    | 0      | 5      | 5        | 0   | 4   | 0  | 0  | 3 | 0  | 3   | 17  | 17  |
| 31     | Nyah Green        | g      | 0-0    | 0-0    | 0-0    | 0      | 0      | 0        | 1   | 0   | 0  | 0  | 0 | 0  | 0   | 1   | 1   |
| Team   |                   |        |        |        |        |        |        | 4        | 4   |     |    |    |   |    |     |     |     |
| Totals |                   |        | 28-63  | 7-16   | 10-11  | 12     | 26     | 38       | 10  | 73  | 9  | 12 | 4 | 7  | 200 |     |     |

1st - FG %: 7-13 53.8% 2nd: 6-16 37.5% 3rd: 6-16 37.5% 4th: 9-18 50.0% Game: 28-63 44.4% Deadball Rebounds 0  
 3FG %: 5-5 100.0% 0-2 0.0% 0-4 0.0% 2-5 40.0% 7-16 43.8%  
 FT %: 2-2 100.0% 2-3 66.7% 2-2 100.0% 4-4 100.0% 10-11 90.9%

**Duke 49 • 3-1,0-1 ACC**

| #      | Player            | Total  |        |        | 3-Ptr  |        |        | Rebounds |     |     | PF | TP | A | TO | Blk | Stl | Min |
|--------|-------------------|--------|--------|--------|--------|--------|--------|----------|-----|-----|----|----|---|----|-----|-----|-----|
|        |                   | FG-FGA | FG-FGA | FT-FTA | FG-FGA | FG-FGA | FT-FTA | Off      | Def | Tot |    |    |   |    |     |     |     |
| 24     | O. Akinbode-James | f      | 3-8    | 0-4    | 0-0    | 2      | 8      | 10       | 1   | 6   | 0  | 2  | 0 | 0  | 0   | 26  | 26  |
| 25     | Jade Williams     | f      | 6-10   | 0-0    | 1-4    | 6      | 3      | 9        | 2   | 13  | 1  | 2  | 3 | 0  | 0   | 36  | 36  |
| 00     | Jaida Patrick     | g      | 4-7    | 0-1    | 0-0    | 1      | 2      | 3        | 3   | 8   | 4  | 0  | 0 | 2  | 0   | 24  | 24  |
| 02     | Vanessa de Jesus  | g      | 4-12   | 1-4    | 2-2    | 1      | 2      | 3        | 1   | 11  | 2  | 2  | 0 | 0  | 0   | 35  | 35  |
| 03     | Miela Goodchild   | g      | 3-11   | 0-3    | 1-1    | 1      | 3      | 4        | 0   | 7   | 2  | 1  | 0 | 0  | 0   | 28  | 28  |
| 04     | Jada Claude       | g      | 0-0    | 0-0    | 0-0    | 0      | 1      | 1        | 1   | 0   | 0  | 1  | 0 | 0  | 0   | 4   | 4   |
| 11     | Sara Anastasieska | g      | 2-5    | 0-1    | 0-0    | 1      | 0      | 1        | 1   | 4   | 0  | 2  | 0 | 1  | 1   | 22  | 22  |
| 12     | Mikayla Boykin    | g      | 0-8    | 0-3    | 0-0    | 0      | 1      | 1        | 3   | 0   | 1  | 4  | 0 | 2  | 2   | 25  | 25  |
| Team   |                   |        |        |        |        |        |        | 2        | 4   | 6   |    |    |   |    |     |     |     |
| Totals |                   |        | 22-61  | 1-16   | 4-7    | 14     | 24     | 38       | 12  | 49  | 9  | 18 | 3 | 3  | 200 |     |     |

1st - FG %: 6-21 28.6% 2nd: 5-15 33.3% 3rd: 5-12 41.7% 4th: 6-13 46.2% Game: 22-61 36.1% Deadball Rebounds 2  
 3FG %: 0-5 0.0% 0-6 0.0% 1-2 50.0% 0-3 0.0% 1-16 6.3%  
 FT %: 0-0 0.0% 3-4 75.0% 1-3 33.3% 4-7 57.1%

Officials: Rod Creech,Talisa Green,Luis Gonzalez

Technical fouls: Louisville-None. Duke-None.

Attendance:

2020-21 Women's Basketball. Round: 0. Duke vs Louisville. Played at Cameron IN

| Score by periods | 1st | 2nd | 3rd | 4th | Total |
|------------------|-----|-----|-----|-----|-------|
| Louisville       | 21  | 14  | 14  | 24  | 73    |
| Duke             | 12  | 10  | 14  | 13  | 49    |

|        | In | Off | 2nd | Fast | Bench |
|--------|----|-----|-----|------|-------|
| Points | 38 | 23  | 11  | 9    | 6     |
| LOU    | 36 | 21  | 11  | 9    | 6     |
| Duke   | 36 | 4   | 15  | 10   | 4     |

Last FG - LOU 4th-00:21, Duke 4th-00:09.

Largest lead - LOU by 27 4th-02:49, Duke by 2 1st-09:03.

LOU led for 37:54. Duke led for 00:54. Game was tied for 01:12.

Score tied - 1 time.  
Lead changed - 3 times.

Official Basketball Box Score -- Game Totals -- Final Statistics

**Bellarmine vs Louisville**  
01/02/21 12:00 pm at Louisville, KY**Bellarmine 46 • 0-5,0-0 ASUN**

| #      | Player            | Total  |        |        | 3-Ptr  |        |        | Rebounds |     |     | PF | TP | A | TO | Blk | Stl | Min |
|--------|-------------------|--------|--------|--------|--------|--------|--------|----------|-----|-----|----|----|---|----|-----|-----|-----|
|        |                   | FG-FGA | FG-FGA | FT-FTA | FG-FGA | FG-FGA | FT-FTA | Off      | Def | Tot |    |    |   |    |     |     |     |
| 23     | Lauren Deel       | f      | 4-8    | 0-0    | 0-0    | 0      | 3      | 3        | 5   | 8   | 0  | 0  | 0 | 1  | 0   | 1   | 21  |
| 03     | Breia Torrens     | g      | 2-10   | 2-6    | 0-0    | 0      | 0      | 0        | 2   | 6   | 0  | 1  | 0 | 0  | 0   | 25  | 25  |
| 04     | Tasia Jeffries    | g      | 2-8    | 1-6    | 1-1    | 1      | 1      | 2        | 2   | 6   | 5  | 2  | 0 | 0  | 0   | 25  | 25  |
| 13     | Presley Brown     | g      | 0-3    | 0-2    | 5-6    | 1      | 2      | 3        | 0   | 5   | 0  | 1  | 0 | 0  | 0   | 18  | 18  |
| 22     | Kathleen Scott    | g      | 2-6    | 0-1    | 2-2    | 1      | 1      | 2        | 2   | 6   | 1  | 2  | 0 | 1  | 1   | 22  | 22  |
| 00     | Bailee Harney     | g      | 0-2    | 0-1    | 0-0    | 0      | 0      | 0        | 1   | 0   | 0  | 0  | 1 | 0  | 1   | 17  | 17  |
| 01     | Hannah Farrell    | g      | 0-2    | 0-2    | 0-0    | 0      | 0      | 2        | 2   | 1   | 0  | 0  | 1 | 0  | 0   | 8   | 8   |
| 05     | Ashlee Harris     | g      | 2-5    | 0-0    | 1-2    | 1      | 3      | 4        | 2   | 5   | 0  | 3  | 0 | 2  | 2   | 24  | 24  |
| 14     | Lucy Robertson    | g      | 1-2    | 0-0    | 0-0    | 0      | 0      | 0        | 0   | 2   | 0  | 0  | 0 | 0  | 0   | 10  | 10  |
| 15     | Claire Knies      | g      | 2-3    | 0-0    | 0-0    | 0      | 1      | 1        | 3   | 4   | 0  | 0  | 0 | 0  | 0   | 13  | 13  |
| 21     | Lydia Reimbold    | g      | 0-1    | 0-0    | 0-0    | 0      | 0      | 0        | 0   | 2   | 0  | 1  | 2 | 0  | 0   | 8   | 8   |
| 34     | Danielle Feldkamp | g      | 2-2    | 0-0    | 0-0    | 0      | 0      | 0        | 1   | 4   | 0  | 1  | 0 | 0  | 0   | 9   | 9   |
| Team   |                   |        |        |        |        |        |        | 1        | 0   | 1   |    |    |   |    |     |     |     |
| Totals |                   |        | 17-52  | 3-18   | 9-11   | 5      | 13     | 18       | 21  | 46  | 7  | 14 | 1 | 4  | 200 |     |     |

1st - FG %: 5-13 38.5% 2nd: 3-11 27.3% 3rd: 4-12 33.3% 4th: 5-16 31.3% Game: 17-52 32.7% Deadball Rebounds 1  
 3FG %: 1-4 25.0% 1-6 16.7% 0-2 0.0% 1-6 16.7% 3-18 16.7%  
 FT %: 1-1 100.0% 2-2 100.0% 3-4 75.0% 9-11 81.8%

**Louisville 97 • 7-0,1-0 ACC**

| #      | Player            | Total  |        |        | 3-Ptr  |        |        | Rebounds |     |     | PF | TP | A | TO | Blk | Stl | Min |
|--------|-------------------|--------|--------|--------|--------|--------|--------|----------|-----|-----|----|----|---|----|-----|-----|-----|
|        |                   | FG-FGA | FG-FGA | FT-FTA | FG-FGA | FG-FGA | FT-FTA | Off      | Def | Tot |    |    |   |    |     |     |     |
| 44     | Olivia Cochran    | f      | 7-7    | 0-0    | 1-4    | 1      | 2      | 3        | 0   | 15  | 2  | 0  | 2 | 2  | 1   | 15  | 15  |
| 01     | Dana Evans        | g      | 4-8    | 0-3    | 3-3    | 1      | 2      | 3        | 0   | 11  | 3  | 3  | 0 | 0  | 0   | 17  | 17  |
| 04     | Elizabeth Balogun | g      | 2-7    | 0-2    | 0-1    | 2      | 2      | 4        | 1   | 4   | 1  | 2  | 1 | 2  | 0   | 16  | 16  |
| 10     | Hailey Van Lith   | g      | 2-5    | 0-2    | 0-0    | 3      | 5      | 8        | 1   | 4   | 0  | 0  | 0 | 0  | 0   | 22  | 22  |
| 14     | Kianna Smith      | g      | 4-7    | 2-4    | 1-1    | 3      | 2      | 5        | 2   | 11  | 2  | 0  | 0 | 0  | 0   | 17  | 17  |
| 00     | Ramani Parker     | g      | 5-5    | 0-0    | 0-2    | 0      | 1      | 1        | 0   | 10  | 0  | 0  | 0 | 0  | 0   | 10  | 10  |
| 02     | Ahlana Smith      | g      | 3-6    | 0-2    | 1-2    | 2      | 1      | 3        | 0   | 7   | 2  | 1  | 2 | 1  | 2   | 25  | 25  |
| 03     | Malea Williams    | g      | 0-1    | 0-1    | 0-0    | 0      | 1      | 1        | 0   | 0   | 0  | 0  | 0 | 0  | 0   | 5   | 5   |
| 05     | Mykasa Robinson   | g      | 1-1    | 0-0    | 0-0    | 0      | 5      | 5        | 1   | 2   | 3  | 0  | 0 | 1  | 1   | 17  | 17  |
| 11     | Norika Konno      | g      | 4-5    | 1-2    | 2-2    | 0      | 1      | 1        | 2   | 11  | 3  | 1  | 0 | 1  | 0   | 25  | 25  |
| 13     | Merissah Russell  | g      | 2-6    | 0-0    | 4-5    | 3      | 4      | 7        | 0   | 8   | 1  | 1  | 0 | 0  | 0   | 16  | 16  |
| 22     | Elizabeth Dixon   | g      | 5-6    | 0-0    | 4-4    | 2      | 4      | 6        | 1   | 14  | 0  | 1  | 2 | 1  | 1   | 15  | 15  |
| Team   |                   |        |        |        |        |        |        | 0        | 1   | 1   |    |    |   |    |     |     |     |
| Totals |                   |        | 39-64  | 3-16   | 16-24  | 17     | 31     | 48       | 8   | 97  | 18 | 8  | 8 | 6  | 200 |     |     |

1st - FG %: 10-20 50.0% 2nd: 13-16 81.3% 3rd: 9-15 60.0% 4th: 7-13 53.8% Game: 39-64 60.9% Deadball Rebounds 3  
 3FG %: 2-6 33.3% 0-1 0.0% 1-4 25.0% 0-5 0.0% 3-16 18.8%  
 FT %: 4-5 80.0% 0-0 0.0% 6-10 60.0% 6-9 66.7% 16-24 66.7%

Officials: Brandon Enterline,Ryan Durham,Eric Brewton

Technical fouls: Bellarmine-None. Louisville-None.

Attendance: 2718

2020-21 Women's Basketball. Round: 0. Bellarmine vs Louisville. Played at KFC

| Score by periods | 1st | 2nd | 3rd | 4th | Total |
|------------------|-----|-----|-----|-----|-------|
| Bellarmine       | 12  | 9   | 11  | 14  | 46    |
| Louisville       | 26  | 26  | 25  | 20  | 97    |

|        | In | Off | 2nd | Fast | Bench |
|--------|----|-----|-----|------|-------|
| Points | 24 | 24  | 1   | 4    | 15    |
| BU     | 24 | 20  | 22  | 4    | 52    |
| LOU    | 24 | 20  | 22  | 4    | 52    |

Last FG - BU 4th-03:05, LOU 4th-01:01.

Largest lead - BU by 3 1st-09:44, LOU by 51 4th-01:01.

BU led for 02:28. LOU led for 37:16. Game was tied for 00:16.

Score tied - 0 times.  
Lead changed - 1 time.

Official Basketball Box Score -- Game Totals -- Final Statistics

**Northern Ky. vs Louisville**  
01/01/21 3:00 pm at Louisville, KY**Northern Ky. 64 • 4-5,4-0 Horizon**

| #  | Player         | Total  |        |        | 3-Ptr  |        |        | Rebounds |     |     | PF | TP | A | TO | Blk | Stl | Min |
|----|----------------|--------|--------|--------|--------|--------|--------|----------|-----|-----|----|----|---|----|-----|-----|-----|
|    |                | FG-FGA | FG-FGA | FT-FTA | FG-FGA | FG-FGA | FT-FTA | Off      | Def | Tot |    |    |   |    |     |     |     |
| 23 | Kailey Coffey  | f      | 2-5    | 0-0    | 4-4    | 2      | 6      | 8        | 3   | 8   | 0  | 1  | 0 | 3  | 29  | 29  | 29  |
| 10 | Grayson Rose   | c      | 5-12   | 0-4    | 1-2    | 3      | 3      | 6        | 1   | 11  | 0  | 3  | 1 | 1  | 33  | 33  | 33  |
| 02 | Ivy Turner     | g      | 3-15   | 0-1    | 2-2    | 2      | 7      | 9        | 1   | 8   | 7  | 1  | 0 | 0  | 33  | 33  | 33  |
| 05 | Lindsey Duvall | g      | 7-14   | 3-5    | 3-3    | 2      | 5      | 7        | 3   | 20  | 2  | 2  | 0 | 0  | 33  | 33  |     |



Official Basketball Box Score -- Game Totals -- Final Statistics

**Louisville vs Virginia Tech**  
01/07/21 8:00 pm at Blacksburg, VA**Louisville 71 • 9-0,2-0 ACC**

| #   | Player            | Total  |        |        | 3-Ptr |     | Rebounds |    |    | PF | TP | A TO Blk Stl |     |   |     | Min |
|---|-------------------|--------|--------|--------|-------|-----|----------|----|----|----|----|--------------|-----|---|-----|-----|
|   |                   | FG-FGA | FG-FGA | FT-FTA | Off   | Def | Tot      | A  | TO |    |    | Blk          | Stl |   |     |     |
| 44  | Olivia Cochran    | f      | 3-5    | 0-0    | 2-2   | 1   | 1        | 2  | 3  | 8  | 0  | 3            | 2   | 1 | 24  |     |
| 01  | Dana Evans        | g      | 11-22  | 0-5    | 0-0   | 0   | 3        | 3  | 1  | 22 | 3  | 3            | 0   | 3 | 38  |     |
| 04  | Elizabeth Balogun | g      | 0-0    | 0-0    | 0-0   | 0   | 6        | 6  | 5  | 0  | 2  | 0            | 1   | 0 | 17  |     |
| 10  | Hailey Van Lith   | g      | 5-11   | 1-3    | 4-4   | 2   | 5        | 7  | 1  | 15 | 3  | 3            | 0   | 3 | 37  |     |
| 14  | Kianna Smith      | g      | 2-9    | 1-5    | 0-0   | 0   | 2        | 2  | 5  | 5  | 2  | 2            | 1   | 0 | 25  |     |
| 02  | Ahlana Smith      |        | 2-2    | 0-0    | 0-0   | 0   | 0        | 0  | 0  | 4  | 0  | 0            | 0   | 0 | 14  |     |
| 05  | Mykasa Robinson   |        | 1-3    | 0-0    | 0-1   | 1   | 1        | 2  | 1  | 2  | 0  | 0            | 0   | 1 | 11  |     |
| 11  | Norika Konno      |        | 2-3    | 2-3    | 0-0   | 0   | 0        | 0  | 0  | 6  | 0  | 0            | 0   | 0 | 9   |     |
| 13  | Merissah Russell  |        | 1-2    | 1-1    | 0-0   | 0   | 0        | 0  | 1  | 3  | 0  | 0            | 0   | 0 | 3   |     |
| 22  | Elizabeth Dixon   |        | 3-5    | 0-0    | 0-0   | 0   | 2        | 2  | 2  | 6  | 0  | 4            | 0   | 0 | 22  |     |
| Team  |                   |        |        |        |       | 3   | 6        | 9  |    |    |    |              |     |   |     |     |
| Totals  |                   |        | 30-62  | 5-17   | 6-7   | 7   | 26       | 33 | 19 | 71 | 10 | 15           | 4   | 8 | 200 |     |
| 1st - 3FG: 11-20 55.0% 2nd: 7-16 43.8% 3rd: 5-10 50.0% 4th: 7-16 43.8% Game: 30-62 48.4% Deadball |                   |        |        |        |       |     |          |    |    |    |    |              |     |   |     |     |
| 3FG: 1-3 33.3% 3FG: 2-3 66.7% 3FG: 0-1 0.0% 3FG: 1-6 16.7% 3FG: 5-7 71.4% Rebounds                |                   |        |        |        |       |     |          |    |    |    |    |              |     |   |     |     |
| 3FG: 1-3 33.3% 3FG: 2-3 66.7% 3FG: 0-1 0.0% 3FG: 1-6 16.7% 3FG: 5-7 71.4%                         |                   |        |        |        |       |     |          |    |    |    |    |              |     |   |     |     |

|             |       |       |             |       |       |             |      |        |             |       |       |              |       |       |          |
|-------------|-------|-------|-------------|-------|-------|-------------|------|--------|-------------|-------|-------|--------------|-------|-------|----------|
| 1st - FG %: | 11-20 | 55.0% | 2nd - FG %: | 7-16  | 43.8% | 3rd - FG %: | 5-10 | 50.0%  | 4th - FG %: | 7-16  | 43.8% | Game - FG %: | 30-62 | 48.4% | Deadball |
| 3FG %:      | 1-3   | 33.3% | 3-7         | 42.9% | 0-1   | 0.0%        | 1-6  | 16.7%  | 5-17        | 29.4% | 6-7   | 85.7%        | 1,1   |       |          |
| FT %:       | 2-3   | 66.7% | 0-0         | 0.0%  | 2-2   | 100.0%      | 2-2  | 100.0% |             |       |       |              |       |       |          |

**Virginia Tech 67 • 6-3,1-3 ACC**

| #      | Player           | Total  |        | 3-Ptr  |             | Rebounds |    |              | PF | TP | A TO Blk Stl |    |   |   | Min |
|--------|------------------|--------|--------|--------|-------------|----------|----|--------------|----|----|--------------|----|---|---|-----|
|        |                  | FG-FGA | FG-FGA | FT-FTA | Off Def Tot | PF       | TP | A TO Blk Stl |    |    |              |    |   |   |     |
| 23     | Asia Jones       | f      | 3-4    | 0-0    | 2-4         | 2        | 3  | 5            | 1  | 8  | 0            | 1  | 3 | 0 | 25  |
| 03     | Elizabeth Kitley | c      | 6-14   | 0-0    | 5-8         | 2        | 5  | 7            | 2  | 17 | 1            | 0  | 1 | 1 | 36  |
| 02     | Aisha Sheppard   | g      | 4-13   | 3-8    | 9-12        | 2        | 2  | 4            | 2  | 20 | 3            | 0  | 2 | 3 | 39  |
| 10     | Da'Ja Green      | g      | 0-2    | 0-0    | 1-2         | 0        | 1  | 1            | 0  | 1  | 2            | 1  | 0 | 0 | 11  |
| 15     | Azana Baines     | g      | 4-10   | 0-2    | 0-0         | 1        | 7  | 8            | 3  | 8  | 0            | 3  | 0 | 0 | 25  |
| 00     | Makayla Ennis    | g      | 0-0    | 0-0    | 0-0         | 0        | 0  | 0            | 0  | 0  | 1            | 1  | 0 | 0 | 2   |
| 03     | Chloe Brooks     | g      | 0-0    | 0-0    | 0-0         | 0        | 0  | 0            | 0  | 0  | 1            | 0  | 0 | 0 | 0+  |
| 05     | Georgia Amore    | g      | 2-6    | 1-5    | 0-0         | 0        | 2  | 3            | 5  | 4  | 3            | 0  | 1 | 1 | 32  |
| 22     | Cayla King       | g      | 3-7    | 2-5    | 0-0         | 1        | 2  | 3            | 4  | 8  | 2            | 1  | 1 | 1 | 30  |
| Team   |                  |        |        |        | 2           | 2        | 4  |              |    |    |              |    |   |   |     |
| Totals |                  |        | 22-56  | 6-20   | 17-26       | 10       | 24 | 34           | 15 | 67 | 13           | 14 | 5 | 6 | 200 |

|             |      |       |             |       |       |             |      |       |             |       |       |              |       |       |          |
|-------------|------|-------|-------------|-------|-------|-------------|------|-------|-------------|-------|-------|--------------|-------|-------|----------|
| 1st - FG %: | 5-14 | 35.7% | 2nd - FG %: | 8-15  | 53.3% | 3rd - FG %: | 4-14 | 28.6% | 4th - FG %: | 5-13  | 38.5% | Game - FG %: | 22-56 | 39.3% | Deadball |
| 3FG %:      | 2-5  | 40.0% | 1-5         | 20.0% | 1-4   | 25.0%       | 2-6  | 33.3% | 6-20        | 30.0% | 7-26  | 65.4%        | 6,1   |       |          |
| FT %:       | 1-2  | 50.0% | 3-6         | 50.0% | 11-14 | 78.6%       | 2-4  | 50.0% |             |       |       |              |       |       |          |

Officials: Jules Gallien,Thomas Danaher,Dee Kantner  
 Technical fouls: Louisville-None. Virginia Tech-None.  
 Attendance: 250  
 2020-21 Women's Basketball. Round: 0. Louisville vs Virginia Tech. Played at C

| Score by periods |     |     |     |       |    | Points | In Paint | Off T/O | 2nd Chance | Fast Break | Bench |
|------------------|-----|-----|-----|-------|----|--------|----------|---------|------------|------------|-------|
| 1st              | 2nd | 3rd | 4th | Total |    |        |          |         |            |            |       |
| Louisville       | 25  | 17  | 12  | 17    | 71 | 42     | 14       | 7       | 15         | 21         | 21    |
| Virginia Tech    | 13  | 20  | 20  | 14    | 67 | 28     | 16       | 10      | 7          | 13         | 13    |

Last FG - LOU 4th-00:23, VT 4th-02:26.  
 Largest lead - LOU by 16 2nd-03:51, VT by 3 1st-09:20.  
 LOU led for 34:31. VT led for 04:06. Game was tied for 01:23.  
 Score tied - 2 times.  
 Lead changed - 9 times.

**Official Basketball Box Score -- Game Totals -- Final Statistics**  
**Boston College vs Louisville**  
01/14/21 8:00 pm at Louisville, KY**Boston College 70 • 5-6,1-6 ACC**

| #      | Player           | Total  |        | 3-Ptr  |             | Rebounds |    |              | PF | TP | A TO Blk Stl |    |   |   | Min |
|--------|------------------|--------|--------|--------|-------------|----------|----|--------------|----|----|--------------|----|---|---|-----|
|        |                  | FG-FGA | FG-FGA | FT-FTA | Off Def Tot | PF       | TP | A TO Blk Stl |    |    |              |    |   |   |     |
| 13     | Taylor Soule     | f      | 3-9    | 0-0    | 3-3         | 2        | 1  | 3            | 4  | 9  | 1            | 2  | 0 | 2 | 28  |
| 32     | Clara Ford       | f      | 2-2    | 0-0    | 0-0         | 1        | 2  | 3            | 0  | 4  | 0            | 1  | 0 | 0 | 11  |
| 01     | Cameron Swartz   | g      | 7-13   | 2-4    | 1-1         | 3        | 6  | 9            | 1  | 17 | 0            | 1  | 0 | 2 | 35  |
| 10     | Makayla Dickens  | g      | 4-9    | 3-6    | 2-2         | 0        | 3  | 3            | 3  | 13 | 3            | 1  | 0 | 0 | 22  |
| 14     | Marnelle Garraud | g      | 1-7    | 0-3    | 0-0         | 0        | 3  | 3            | 4  | 2  | 5            | 1  | 0 | 3 | 31  |
| 02     | Kaylah Ivey      | g      | 0-2    | 0-2    | 0-0         | 1        | 0  | 1            | 0  | 3  | 0            | 0  | 0 | 0 | 16  |
| 03     | Jaelyn Batts     | g      | 2-5    | 0-0    | 2-2         | 0        | 1  | 1            | 0  | 6  | 2            | 1  | 0 | 0 | 23  |
| 04     | JoJo Lacey       | g      | 1-2    | 0-1    | 0-0         | 0        | 0  | 0            | 0  | 2  | 0            | 0  | 0 | 1 | 5   |
| 12     | Ally VanTimmeren | g      | 7-13   | 3-6    | 0-2         | 2        | 3  | 5            | 4  | 17 | 1            | 6  | 0 | 1 | 29  |
| Team   |                  |        |        |        | 2           | 1        | 3  |              |    |    |              |    |   |   |     |
| Totals |                  |        | 27-62  | 8-22   | 8-10        | 11       | 20 | 31           | 17 | 70 | 15           | 13 | 0 | 9 | 200 |

|             |      |        |             |      |       |             |       |       |             |       |       |              |       |       |          |
|-------------|------|--------|-------------|------|-------|-------------|-------|-------|-------------|-------|-------|--------------|-------|-------|----------|
| 1st - FG %: | 6-16 | 37.5%  | 2nd - FG %: | 5-15 | 33.3% | 3rd - FG %: | 11-19 | 57.9% | 4th - FG %: | 5-12  | 41.7% | Game - FG %: | 27-62 | 43.5% | Deadball |
| 3FG %:      | 2-5  | 40.0%  | 0-0         | 0.0% | 4-8   | 50.0%       | 0-3   | 33.3% | 8-22        | 36.4% | 8-10  | 80.0%        | 1     |       |          |
| FT %:       | 2-2  | 100.0% | 0-0         | 0.0% | 2-2   | 100.0%      | 4-6   | 66.7% |             |       |       |              |       |       |          |

**Louisville 89 • 11-0,4-0 ACC**

| #      | Player            | Total  |        | 3-Ptr  |             | Rebounds |    |              | PF | TP | A TO Blk Stl |    |   |   | Min |
|--------|-------------------|--------|--------|--------|-------------|----------|----|--------------|----|----|--------------|----|---|---|-----|
|        |                   | FG-FGA | FG-FGA | FT-FTA | Off Def Tot | PF       | TP | A TO Blk Stl |    |    |              |    |   |   |     |
| 44     | Olivia Cochran    | f      | 6-9    | 0-0    | 6-8         | 2        | 5  | 7            | 0  | 18 | 0            | 2  | 0 | 1 | 22  |
| 01     | Dana Evans        | g      | 9-16   | 3-5    | 3-3         | 0        | 2  | 2            | 1  | 24 | 3            | 1  | 0 | 2 | 34  |
| 04     | Elizabeth Balogun | g      | 4-9    | 2-6    | 1-1         | 0        | 2  | 2            | 3  | 11 | 3            | 0  | 1 | 1 | 29  |
| 10     | Hailey Van Lith   | g      | 5-9    | 2-3    | 1-1         | 1        | 4  | 5            | 3  | 13 | 4            | 1  | 0 | 1 | 28  |
| 14     | Kianna Smith      | g      | 5-10   | 3-7    | 0-0         | 1        | 1  | 2            | 2  | 13 | 2            | 0  | 0 | 1 | 29  |
| 00     | Ramani Parker     | g      | 0-0    | 0-0    | 0-0         | 0        | 0  | 0            | 0  | 0  | 0            | 0  | 0 | 0 | 2   |
| 02     | Ahlana Smith      | g      | 0-1    | 0-0    | 0-0         | 0        | 0  | 0            | 1  | 0  | 2            | 1  | 0 | 0 | 5   |
| 05     | Mykasa Robinson   | g      | 1-1    | 0-0    | 0-0         | 0        | 2  | 2            | 0  | 2  | 1            | 3  | 0 | 0 | 14  |
| 11     | Norika Konno      | g      | 0-0    | 0-0    | 0-0         | 1        | 1  | 2            | 1  | 0  | 1            | 3  | 0 | 0 | 12  |
| 13     | Merissah Russell  | g      | 1-1    | 0-0    | 0-0         | 0        | 3  | 3            | 2  | 2  | 0            | 2  | 0 | 0 | 9   |
| 22     | Elizabeth Dixon   | g      | 3-4    | 0-0    | 0-0         | 2        | 5  | 7            | 1  | 6  | 0            | 0  | 1 | 0 | 16  |
| Team   |                   |        |        |        | 0           | 0        | 0  |              |    |    |              |    |   |   |     |
| Totals |                   |        | 34-60  | 10-21  | 11-13       | 7        | 25 | 32           | 14 | 89 | 16           | 13 | 3 | 6 | 200 |

|             |       |        |             |       |       |             |       |       |             |       |       |              |       |       |          |
|-------------|-------|--------|-------------|-------|-------|-------------|-------|-------|-------------|-------|-------|--------------|-------|-------|----------|
| 1st - FG %: | 10-18 | 55.6%  | 2nd - FG %: | 5-11  | 45.5% | 3rd - FG %: | 11-18 | 61.1% | 4th - FG %: | 8-13  | 61.5% | Game - FG %: | 34-60 | 56.7% | Deadball |
| 3FG %:      | 3-9   | 33.3%  | 0-3         | 0.0%  | 3-6   | 50.0%       | 2-3   | 66.7% | 10-21       | 47.6% | 11-13 | 84.6%        | 1     |       |          |
| FT %:       | 1-1   | 100.0% | 6-7         | 85.7% | 1-1   | 100.0%      | 3-4   | 75.0% |             |       |       |              |       |       |          |

Officials: Mark Resch,Luis Gonzalez,Maj Forsberg  
 Technical fouls: Boston College-None. Louisville-None.  
 Attendance: 2604  
 2020-21 Women's Basketball. Round: 0. Boston College vs Louisville. Played at

| Score by periods |     |     |     |       |    | Points | In Paint | Off T/O | 2nd Chance | Fast Break | Bench |
|------------------|-----|-----|-----|-------|----|--------|----------|---------|------------|------------|-------|
| 1st              | 2nd | 3rd | 4th | Total |    |        |          |         |            |            |       |
| Boston College   | 16  | 12  | 28  | 14    | 70 | 32     | 10       | 12      | 2          | 25         | 25    |
| Louisville       | 26  | 16  | 26  | 21    | 89 | 16     | 14       | 8       | 10         | 10         | 10    |

Last FG - BC 4th-00:34, LOU 4th-02:00.  
 Largest lead - BC by 2 1st-09:57, LOU by 23 4th-02:27.  
 BC led for 00:56. LOU led for 39:01. Game was tied for 00:03.  
 Score tied - 0 times.  
 Lead changed - 3 times.



Official Basketball Box Score -- Game Totals -- Final Statistics

**Clemson vs Louisville**  
01/10/21 2:00 pm at Louisville, KY**Clemson 45 • 8-4,3-4 ACC**

| #      | Player             |   | Total  |        |        | 3-Ptr |     |       | Rebounds |     |     | PF | TP | A |     |    |  | Min |
|--------|--------------------|---|--------|--------|--------|-------|-----|-------|----------|-----|-----|----|----|---|-----|----|--|-----|
|        |                    |   | FG-FGA | FG-FGA | FT-FTA | Off   | Def | Total | To       | Blk | Stl |    |    |   |     |    |  |     |
| 05     | Amari Robinson     | f | 1-4    | 0-0    | 1-2    | 1     | 3   | 4     | 2        | 3   | 0   | 1  | 0  | 0 | 0   | 19 |  |     |
| 55     | Tylar Bennett      | c | 3-4    | 0-0    | 1-2    | 0     | 3   | 3     | 1        | 7   | 1   | 0  | 0  | 0 | 1   | 24 |  |     |
| 00     | Delicia Washington | g | 5-12   | 0-1    | 0-0    | 1     | 2   | 3     | 4        | 10  | 0   | 4  | 0  | 1 | 19  |    |  |     |
| 03     | Kendall Spray      | g | 1-8    | 0-7    | 0-0    | 0     | 2   | 2     | 1        | 2   | 2   | 2  | 0  | 0 | 27  |    |  |     |
| 10     | Gabby Elliott      | g | 5-15   | 0-3    | 1-1    | 5     | 3   | 8     | 2        | 11  | 2   | 6  | 0  | 1 | 26  |    |  |     |
| 01     | Destiny Thomas     |   | 0-2    | 0-0    | 0-0    | 0     | 0   | 0     | 4        | 0   | 0   | 1  | 0  | 2 | 12  |    |  |     |
| 04     | Weronika Hipp      |   | 0-6    | 0-4    | 0-0    | 0     | 1   | 1     | 0        | 0   | 1   | 0  | 0  | 0 | 14  |    |  |     |
| 12     | Hannah Hank        |   | 3-6    | 0-0    | 0-0    | 2     | 2   | 4     | 1        | 6   | 0   | 0  | 0  | 1 | 12  |    |  |     |
| 21     | Skylar Blackstock  |   | 0-0    | 0-0    | 0-0    | 0     | 0   | 0     | 0        | 0   | 0   | 0  | 0  | 0 | 2   |    |  |     |
| 22     | Danae McNeal       |   | 1-3    | 0-1    | 2-2    | 2     | 0   | 2     | 0        | 4   | 0   | 0  | 0  | 1 | 4   |    |  |     |
| 24     | Mikayla Hayes      |   | 0-1    | 0-0    | 0-0    | 1     | 0   | 1     | 0        | 0   | 0   | 1  | 0  | 0 | 3   |    |  |     |
| 31     | Shania Meertens    |   | 0-6    | 0-2    | 2-2    | 3     | 3   | 6     | 0        | 2   | 2   | 1  | 0  | 0 | 19  |    |  |     |
| 35     | Nique Cherry       |   | 0-3    | 0-1    | 0-0    | 2     | 3   | 5     | 2        | 0   | 1   | 2  | 0  | 1 | 19  |    |  |     |
|        | Team               |   |        |        |        | 4     | 0   | 4     |          |     | 1   |    |    |   |     |    |  |     |
| Totals |                    |   | 19-70  | 0-19   | 7-9    | 21    | 22  | 43    | 17       | 45  | 9   | 19 | 0  | 8 | 200 |    |  |     |





Official Basketball Box Score -- Game Totals -- Final Statistics

**Syracuse vs Louisville**  
**01/21/21 9:00 pm at Louisville, KY**

**Syracuse 54 • 7-2,4-2 ACC**

| #      | Player             | Total  |        | 3-Ptr  |             | Rebounds |    |              | PF | TP | A TO Blk Stl |    |   |   | Min |
|--------|--------------------|--------|--------|--------|-------------|----------|----|--------------|----|----|--------------|----|---|---|-----|
|        |                    | FG-FGA | FG-FGA | FT-FTA | Off Def Tot | PF       | TP | A TO Blk Stl |    |    |              |    |   |   |     |
| 45     | Digna Strautmene   | f      | 2-9    | 0-4    | 0-0         | 1        | 2  | 3            | 2  | 4  | 2            | 2  | 0 | 0 | 27  |
| 14     | Kamilla Cardoso    | c      | 6-13   | 0-0    | 1-2         | 5        | 6  | 11           | 2  | 13 | 1            | 7  | 2 | 0 | 33  |
| 02     | Priscilla Williams | g      | 1-5    | 1-3    | 0-0         | 0        | 2  | 2            | 0  | 3  | 0            | 0  | 0 | 0 | 23  |
| 04     | Tiana Mangakahia   | g      | 2-6    | 0-3    | 0-0         | 1        | 1  | 2            | 2  | 4  | 11           | 0  | 0 | 0 | 40  |
| 23     | Kiara Lewis        | g      | 4-11   | 1-2    | 3-4         | 2        | 3  | 5            | 1  | 12 | 0            | 2  | 0 | 2 | 40  |
| 03     | Maeva Djaldi-Tabdi | g      | 1-1    | 0-0    | 0-0         | 0        | 0  | 0            | 3  | 2  | 1            | 0  | 0 | 0 | 7   |
| 21     | Emily Engstler     | g      | 7-14   | 0-1    | 2-5         | 4        | 7  | 11           | 0  | 16 | 0            | 1  | 0 | 1 | 30  |
| Team   |                    |        |        |        | 1           | 0        | 1  |              |    |    | 1            |    |   |   |     |
| Totals |                    |        | 23-59  | 2-13   | 6-11        | 14       | 21 | 35           | 10 | 54 | 15           | 13 | 2 | 4 | 200 |

1st - FG %: 7-21 33.3% 2nd: 6-13 46.2% 3rd: 6-10 60.0% 4th: 4-15 26.7% Game: 23-59 39.0% Deadball  
 3FG %: 0-5 0.0% 1-3 33.3% 1-3 33.3% 0-2 0.0% 2-13 15.4% 6-11 54.5% 1,1  
 FT %: 0-0 0.0% 2-3 66.7% 2-2 100.0% 2-2 100.0% 6-6 100.0% 1-1 100.0%

**Louisville 67 • 13-0,6-0 ACC**

| #      | Player            | Total  |        | 3-Ptr  |             | Rebounds |    |              | PF | TP | A TO Blk Stl |    |   |   | Min |
|--------|-------------------|--------|--------|--------|-------------|----------|----|--------------|----|----|--------------|----|---|---|-----|
|        |                   | FG-FGA | FG-FGA | FT-FTA | Off Def Tot | PF       | TP | A TO Blk Stl |    |    |              |    |   |   |     |
| 44     | Olivia Cochran    | f      | 5-7    | 0-0    | 1-2         | 0        | 3  | 3            | 3  | 11 | 1            | 4  | 1 | 2 | 26  |
| 01     | Dana Evans        | g      | 9-20   | 3-8    | 0-0         | 0        | 4  | 4            | 2  | 21 | 7            | 3  | 0 | 1 | 40  |
| 04     | Elizabeth Balogun | g      | 2-5    | 1-4    | 0-0         | 0        | 1  | 1            | 1  | 5  | 4            | 1  | 0 | 1 | 23  |
| 05     | Mykasa Robinson   | g      | 1-1    | 0-0    | 0-0         | 3        | 3  | 6            | 2  | 2  | 2            | 1  | 0 | 0 | 25  |
| 10     | Hailey Van Lith   | g      | 6-14   | 6-11   | 0-0         | 2        | 6  | 8            | 2  | 18 | 1            | 1  | 1 | 1 | 37  |
| 02     | Ahlana Smith      | g      | 0-1    | 0-0    | 0-0         | 0        | 0  | 0            | 0  | 0  | 0            | 0  | 0 | 0 | 2   |
| 11     | Norika Konno      | g      | 0-0    | 0-0    | 0-0         | 0        | 0  | 0            | 0  | 0  | 0            | 0  | 0 | 0 | 3   |
| 14     | Kianna Smith      | g      | 2-5    | 2-4    | 2-2         | 1        | 3  | 4            | 1  | 8  | 2            | 0  | 0 | 0 | 25  |
| 22     | Elizabeth Dixon   | g      | 1-3    | 0-0    | 0-0         | 3        | 5  | 8            | 1  | 2  | 1            | 0  | 2 | 1 | 19  |
| Team   |                   |        |        |        | 0           | 1        | 1  |              |    |    | 2            |    |   |   |     |
| Totals |                   |        | 26-56  | 12-27  | 3-4         | 9        | 26 | 35           | 12 | 67 | 18           | 12 | 4 | 6 | 200 |

1st - FG %: 7-16 43.8% 2nd: 6-15 40.0% 3rd: 7-13 53.8% 4th: 6-12 50.0% Game: 26-56 46.4% Deadball  
 3FG %: 3-8 37.5% 3-8 37.5% 3-5 60.0% 12-27 44.4% 3-4 75.0% 0  
 FT %: 0-0 0.0% 3-4 75.0% 0-0 0.0% 3-4 75.0% 0-0 0.0%

Officials: Edward Sidlasky, Billy Smith, Denise Brooks

Technical fouls: Syracuse-None. Louisville-None.

Attendance: 2643

2020-21 Women's Basketball. Round: 0. Louisville vs Syracuse. Played at KFC KY

| Score by periods | 1st | 2nd | 3rd | 4th | Total |
|------------------|-----|-----|-----|-----|-------|
| Syracuse         | 14  | 15  | 15  | 10  | 54    |
| Louisville       | 17  | 15  | 20  | 15  | 67    |

| Points | In | Off | 2nd | Fast | Bench |
|--------|----|-----|-----|------|-------|
| SYR    | 36 | 11  | 15  | 4    | 18    |
| LOU    | 22 | 13  | 6   | 4    | 10    |

Last FG - SYR 4th-02:38, LOU 4th-02:50.  
 Largest lead - SYR by 4 2nd-05:23, LOU by 15 4th-07:27.  
 SYR led for 05:54. LOU led for 30:15. Game was tied for 03:23.

Score tied - 4 times.  
 Lead changed - 6 times.

**Official Basketball Box Score -- Game Totals -- Final Statistics**
**Miami (FL) vs Louisville**  
**01/26/21 4:00 pm at Louisville, KY**
**Miami (FL) 76 • 7-6,4-6 ACC**

| #      | Player               | Total  |        | 3-Ptr  |             | Rebounds |    |              | PF | TP | A TO Blk Stl |    |   |   | Min |
|--------|----------------------|--------|--------|--------|-------------|----------|----|--------------|----|----|--------------|----|---|---|-----|
|        |                      | FG-FGA | FG-FGA | FT-FTA | Off Def Tot | PF       | TP | A TO Blk Stl |    |    |              |    |   |   |     |
| 03     | Destiny Harden       | f      | 2-6    | 1-2    | 1-3         | 1        | 0  | 1            | 1  | 6  | 0            | 1  | 0 | 0 | 11  |
| 35     | Naomi Mbandu         | f      | 6-9    | 0-0    | 5-5         | 6        | 5  | 11           | 4  | 17 | 1            | 5  | 0 | 2 | 29  |
| 04     | Endia Banks          | g      | 6-13   | 1-2    | 0-3         | 2        | 5  | 7            | 1  | 13 | 4            | 1  | 0 | 1 | 34  |
| 13     | Taylor Mason         | g      | 2-4    | 0-1    | 1-1         | 2        | 0  | 2            | 2  | 5  | 2            | 2  | 0 | 1 | 28  |
| 20     | Kelsey Marshall      | g      | 6-13   | 4-7    | 3-3         | 0        | 3  | 3            | 4  | 19 | 1            | 1  | 0 | 0 | 27  |
| 01     | Moulayna Johnson Sid | g      | 1-3    | 0-0    | 0-0         | 0        | 4  | 4            | 4  | 2  | 0            | 2  | 0 | 1 | 28  |
| 14     | Nyayongah Gony       | g      | 1-4    | 1-4    | 1-2         | 0        | 1  | 1            | 1  | 4  | 0            | 1  | 0 | 0 | 13  |
| 21     | Brianna Jackson      | g      | 1-1    | 0-0    | 0-0         | 0        | 0  | 0            | 2  | 2  | 0            | 0  | 0 | 1 | 3   |
| 25     | Karla Erjavec        | g      | 1-3    | 1-2    | 0-0         | 0        | 1  | 1            | 1  | 3  | 3            | 0  | 0 | 0 | 18  |
| 44     | Sydney Roby          | g      | 2-3    | 0-0    | 1-1         | 1        | 1  | 2            | 3  | 5  | 0            | 1  | 1 | 0 | 9   |
| Team   |                      |        |        |        | 0           | 0        | 0  |              |    |    |              |    |   |   |     |
| Totals |                      |        | 28-59  | 8-18   | 12-18       | 12       | 20 | 32           | 23 | 76 | 11           | 14 | 1 | 6 | 200 |

1st - FG %: 5-13 38.5% 2nd: 8-14 57.1% 3rd: 8-15 53.3% 4th: 7-17 41.2% Game: 28-59 47.5% Deadball  
 3FG %: 1-1 100.0% 3-6 50.0% 2-6 33.3% 2-5 40.0% 8-18 44.4% 12-18 66.7% 2  
 FT %: 2-3 66.7% 4-6 66.7% 2-5 40.0% 4-4 100.0% 12-18 66.7%

**Louisville 79 • 15-0,8-0 ACC**

| #      | Player            | Total  |        | 3-Ptr  |             | Rebounds |    |              | PF | TP | A TO Blk Stl |    |   |   | Min |
|--------|-------------------|--------|--------|--------|-------------|----------|----|--------------|----|----|--------------|----|---|---|-----|
|        |                   | FG-FGA | FG-FGA | FT-FTA | Off Def Tot | PF       | TP | A TO Blk Stl |    |    |              |    |   |   |     |
| 44     | Olivia Cochran    | f      | 3-3    | 0-0    | 1-1         | 0        | 2  | 2            | 3  | 7  | 0            | 2  | 0 | 0 | 14  |
| 01     | Dana Evans        | g      | 5-15   | 2-9    | 8-8         | 0        | 6  | 6            | 1  | 20 | 5            | 2  | 0 | 0 | 37  |
| 04     | Elizabeth Balogun | g      | 5-7    | 4-5    | 0-0         | 2        | 3  | 5            | 4  | 14 | 4            | 0  | 0 | 0 | 28  |
| 05     | Mykasa Robinson   | g      | 0-0    | 0-0    | 0-2         | 2        | 0  | 2            | 3  | 0  | 2            | 2  | 0 | 0 | 24  |
| 10     | Hailey Van Lith   | g      | 3-9    | 2-8    | 1-2         | 1        | 4  | 5            | 3  | 9  | 4            | 3  | 0 | 2 | 28  |
| 02     | Ahlana Smith      | g      | 0-1    | 0-1    | 0-0         | 0        | 0  | 0            | 2  | 0  | 0            | 0  | 0 | 0 | 5   |
| 11     | Norika Konno      | g      | 0-2    | 0-2    | 0-0         | 0        | 0  | 0            | 0  | 0  | 1            | 0  | 0 | 0 | 11  |
| 14     | Kianna Smith      | g      | 2-8    | 2-5    | 2-2         | 1        | 4  | 5            | 2  | 8  | 0            | 2  | 0 | 1 | 27  |
| 22     | Elizabeth Dixon   | g      | 6-7    | 0-0    | 9-12        | 5        | 4  | 9            | 4  | 21 | 0            | 0  | 0 | 1 | 26  |
| Team   |                   |        |        |        | 0           | 0        | 0  |              |    |    | 1            |    |   |   |     |
| Totals |                   |        | 24-52  | 10-30  | 21-27       | 11       | 23 | 34           | 22 | 79 | 15           | 13 | 0 | 4 | 200 |

1st - FG %: 9-18 50.0% 2nd: 8-15 53.3% 3rd: 4-7 57.1% 4th: 3-12 25.0% Game: 24-52 46.2% Deadball  
 3FG %: 3-9 33.3% 4-9 44.4% 10-30 33.3% 1-3 33.3% 1-1 100.0% 12-26 46.2% 3  
 FT %: 2-2 100.0% 10-13 76.9% 8-10 80.0% 21-27 77.8%

Officials: Karen Preato, Thomas Danaheer, Carla Fountain

Technical fouls: Miami (FL)-None. Louisville-None.

Attendance: 2653

2020-21 Women's Basketball. Round: 0. Louisville vs Miami (FL). Played at KFC

| Score by periods | 1st | 2nd | 3rd | 4th | Total |
|------------------|-----|-----|-----|-----|-------|
| Miami (FL)       | 13  | 23  | 20  | 20  | 76    |
| Louisville       | 22  | 22  | 21  | 14  | 79    |

| Points | In | Off | 2nd | Fast | Bench |
|--------|----|-----|-----|------|-------|
| MIAMI  | 30 | 14  | 20  | 4    | 16    |
| LOU    | 26 | 14  | 13  | 2    | 29    |

Last FG - Miami 4th-00:00, LOU 4th-03:26.  
 Largest lead - Miami None, LOU by 16 3rd-04:03.  
 Miami led for 00:00. LOU led for 39:29. Game was tied for 00:31.

Score tied - 1 time.  
 Lead changed - 0 times.

**Official Basketball Box Score -- Game Totals -- Final Statistics**
**Louisville vs Wake Forest**  
**01/24/21 2:00 pm at Winston-Salem, NC**
**Louisville 65 • 14-0,7-0 ACC**

| #      | Player            | Total  |        | 3-Ptr  |             | Rebounds |    |              | PF | TP | A TO Blk Stl |    |   |   | Min |
|--------|-------------------|--------|--------|--------|-------------|----------|----|--------------|----|----|--------------|----|---|---|-----|
|        |                   | FG-FGA | FG-FGA | FT-FTA | Off Def Tot | PF       | TP | A TO Blk Stl |    |    |              |    |   |   |     |
| 44     | Olivia Cochran    | f      | 3-8    | 0-0    | 4-4         | 2        | 9  | 11           | 3  | 10 | 0            | 0  | 1 | 0 | 28  |
| 01     | Dana Evans        | g      | 8-22   | 2-6    | 7-7         | 2        | 2  | 4            | 1  | 25 | 3            | 1  | 0 | 2 | 40  |
| 04     | Elizabeth Balogun | g      | 4-6    | 2-4    | 2-2         | 2        | 4  | 6            | 4  | 12 | 1            | 1  | 3 | 3 | 31  |
| 05     | Mykasa Robinson   | g      | 1-1    | 0-0    | 0-0         | 1        | 0  | 1            | 3  | 2  | 3            | 1  | 0 | 0 | 13  |
| 10     | Hailey Van Lith   | g      | 2-7    | 1-3    | 0-0         | 0        | 2  | 2            | 3  | 5  | 2            | 5  | 0 | 0 | 33  |
| 02     | Ahlana Smith      | g      | 0-0    | 0-0    | 0-0         | 0        | 0  | 0            | 0  | 0  | 0            | 0  | 0 | 0 | 2   |
| 11     | Norika Konno      | g      | 2-2    | 1-1    | 0-0         | 1        | 0  | 1            | 1  | 5  | 0            | 0  | 0 | 1 | 14  |
| 14     | Kianna Smith      | g      | 0-5    | 0-4    | 0-0         | 0        | 1  | 1            | 0  | 0  | 0            | 1  | 0 | 0 | 21  |
| 22     | Elizabeth Dixon   | g      | 3-7    | 0-0    | 0-0         | 4        | 0  | 4            | 4  | 6  | 0            | 1  | 0 | 2 | 18  |
| Team   |                   |        |        |        | 1           | 1        | 2  |              |    |    | 1            |    |   |   |     |
| Totals |                   |        | 23-58  | 6-18   | 13-13       | 13       | 19 | 32           | 19 | 65 | 9            | 11 | 4 | 8 | 200 |

1st - FG %: 6-15 40.0% 2nd: 4-14 28.6% 3rd: 5-14 35.7% 4th: 8-15 53.3% Game: 23-58 39.7% Deadball  
 3FG %: 2-6 33.3% 2-6 33.3% 0-3 0.0% 2-3 66.7% 6-18 33.3% 13-13 100.0% 3  
 FT %: 2-2 100.0% 4-4 100.0% 0-0 0.0% 1-1 100.0%

**Wake Forest 63 • 7-6,4-5 ACC**

| #      | Player             | f | Total  |        |        | 3-Ptr |     |       | Rebounds |    |     | PF | TP | A TO Blk Stl |     |  |  | Min |
|--------|--------------------|---|--------|--------|--------|-------|-----|-------|----------|----|-----|----|----|--------------|-----|--|--|-----|
|        |                    |   | FG-FGA | FG-FGA | FT-FTA | Off   | Def | Total | A        | TO | Blk |    |    | Stl          |     |  |  |     |
| 11     | Ivana Raca         | f | 4-15   | 0-4    | 4-7    | 5     | 8   | 13    | 2        | 12 | 1   | 2  | 0  | 2            | 34  |  |  |     |
| 23     | Christina Morra    | f | 5-9    | 0-0    | 1-2    | 2     | 0   | 2     | 4        | 11 | 0   | 2  | 0  | 0            | 22  |  |  |     |
| 05     | Gina Conti         | g | 5-12   | 0-4    | 3-5    | 0     | 2   | 2     | 1        | 13 | 2   | 2  | 1  | 2            | 37  |  |  |     |
| 04     | Jewel Spear        | g | 1-6    | 0-1    | 1-2    | 1     | 2   | 3     | 2        | 3  | 1   | 2  | 0  | 0            | 31  |  |  |     |
| 32     | Alexandria Scruggs | g | 4-11   | 0-1    | 2-2    | 4     | 1   | 5     | 0        | 10 | 0   | 1  | 0  | 1            | 28  |  |  |     |
| 01     | Anaia Hoard        |   | 2-3    | 1-1    | 0-2    | 1     | 3   | 4     | 2        | 5  | 0   | 2  | 0  | 0            | 14  |  |  |     |
| 02     | Kaia Harrison      |   | 1-2    | 0-0    | 0-0    | 0     | 1   | 1     | 3        | 2  | 1   | 0  | 0  | 0            | 10  |  |  |     |
| 20     | Olivia Summiel     |   | 3-5    | 0-0    | 1-4    | 7     | 2   | 9     | 4        | 7  | 2   | 0  | 0  | 1            | 24  |  |  |     |
|        | Team               |   |        |        |        | 4     | 0   | 4     |          |    |     |    |    |              |     |  |  |     |
| Totals |                    |   | 25-63  | 1-11   | 12-24  | 24    | 19  | 43    | 18       | 63 | 7   | 11 | 1  | 6            | 200 |  |  |     |

Official Basketball Box Score -- Game Totals -- Final Statistics  
NC State vs Louisville  
02/01/21 7:00 pm at Louisville, KY

NC State 74 • 12-1,7-1 ACC

| #      | Player             |       | Total  |        | 3-Ptr  |             | Rebounds |      |        | PF    | TP     | A TO Blk Stl |        |       |       | Min      |          |
|--------|--------------------|-------|--------|--------|--------|-------------|----------|------|--------|-------|--------|--------------|--------|-------|-------|----------|----------|
|        |                    |       | FG-FGA | FG-FGA | FT-FTA | Off Def Tot |          |      |        |       |        |              |        |       |       |          |          |
| 25     | Kayla Jones        | f     | 2-10   | 0-3    | 1-1    | 4           | 9        | 13   | 2      | 5     | 4      | 3            | 0      | 3     | 35    |          |          |
| 33     | Elissa Cunane      | c     | 7-9    | 1-1    | 1-1    | 1           | 5        | 6    | 1      | 16    | 2      | 2            | 0      | 0     | 30    |          |          |
| 02     | Raina Perez        | g     | 6-12   | 3-7    | 0-0    | 1           | 2        | 3    | 0      | 15    | 3      | 2            | 0      | 1     | 35    |          |          |
| 03     | Kai Crutchfield    | g     | 1-4    | 0-2    | 2-2    | 0           | 3        | 3    | 2      | 4     | 1      | 0            | 0      | 0     | 29    |          |          |
| 11     | Jakia Brown-Turner | g     | 7-17   | 2-7    | 0-0    | 0           | 1        | 1    | 3      | 16    | 3      | 2            | 0      | 0     | 38    |          |          |
| 05     | Jada Boyd          | g     | 4-9    | 0-0    | 8-8    | 1           | 8        | 9    | 3      | 16    | 0      | 4            | 0      | 2     | 23    |          |          |
| 41     | Camille Hobby      | g     | 1-3    | 0-1    | 0-0    | 3           | 1        | 4    | 2      | 2     | 1      | 0            | 0      | 0     | 10    |          |          |
| Team   |                    |       |        |        |        | 3           | 2        | 5    |        |       |        |              |        |       |       |          |          |
| Totals |                    |       | 28-64  | 6-21   | 12-12  | 13          | 31       | 44   | 13     | 74    | 14     | 13           | 0      | 6     | 200   |          |          |
| 1st    |                    | FG %: | 8-18   | 44.4%  | 2nd:   | 4-17        | 23.5%    | 3rd: | 8-16   | 50.0% | 4th:   | 8-13         | 61.5%  | Game: | 28-64 | 43.8%    | Deadball |
| 3FG %: |                    | 2-8   | 25.0%  | 1-5    | 20.0%  | 1-4         | 25.0%    | 2-4  | 50.0%  | 6-21  | 28.6%  | 12-12        | 100.0% | 0     |       | Rebounds |          |
| FT %:  |                    | 0-0   | 0.0%   | 2-2    | 100.0% | 3-3         | 100.0%   | 7-7  | 100.0% | 12-12 | 100.0% | 0            |        |       |       |          |          |

Louisville 60 • 16-1,9-1 ACC

| #           | Player            | Total  |        | 3-Ptr     |       | Rebounds  |       |           | PF    | TP          | A TO Blk Stl |       |          |   | Min |
|-------------|-------------------|--------|--------|-----------|-------|-----------|-------|-----------|-------|-------------|--------------|-------|----------|---|-----|
|             |                   | FG-FGA | FG-FGA | FT-FTA    | Off   | Def       | Tot   | A         |       |             | TO           | Blk   | Stl      |   |     |
| 22          | Elizabeth Dixon   | f      | 1-4    | 0-0       | 0-0   | 1         | 6     | 7         | 1     | 2           | 0            | 0     | 4        | 0 | 26  |
| 44          | Olivia Cochran    | f      | 4-7    | 0-0       | 0-0   | 2         | 7     | 9         | 3     | 8           | 0            | 5     | 2        | 0 | 33  |
| 01          | Dana Evans        | g      | 10-22  | 5-8       | 4-4   | 0         | 2     | 2         | 1     | 29          | 1            | 3     | 0        | 2 | 40  |
| 10          | Hailey Van Lith   | g      | 3-10   | 0-2       | 0-0   | 2         | 2     | 4         | 2     | 6           | 1            | 2     | 0        | 0 | 34  |
| 14          | Kianna Smith      | g      | 3-11   | 2-6       | 0-0   | 0         | 2     | 2         | 2     | 8           | 1            | 1     | 0        | 0 | 30  |
| 04          | Elizabeth Balogun | g      | 2-5    | 1-3       | 2-4   | 1         | 2     | 3         | 2     | 7           | 1            | 2     | 2        | 2 | 23  |
| 05          | Mykasa Robinson   | g      | 0-1    | 0-0       | 0-0   | 0         | 1     | 1         | 2     | 0           | 2            | 0     | 0        | 4 | 10  |
| 11          | Norika Konno      | g      | 0-0    | 0-0       | 0-0   | 0         | 0     | 0         | 0     | 0           | 0            | 0     | 0        | 0 | 4   |
| Team        |                   |        |        |           |       | 0         | 1     | 1         |       |             |              |       |          |   |     |
| Totals      |                   |        | 23-60  | 8-19      | 6-8   | 6         | 23    | 29        | 13    | 60          | 6            | 13    | 8        | 8 | 200 |
| 1st - FG %: |                   | 8-16   | 50.0%  | 2nd: 3-13 | 23.1% | 3rd: 7-16 | 43.8% | 4th: 5-15 | 33.3% | Game: 23-60 |              | 38.3% | Deadball |   |     |
| 3FG %:      |                   | 2-5    | 40.0%  | 1-5       | 20.0% | 3-4       | 75.0% | 3-4       | 75.0% | 8-19        |              | 42.1% | Rebounds |   |     |
| FT %:       |                   | 0-0    | 0.0%   | 0-0       | 0.0%  | 0-0       | 0.0%  | 0-0       | 0.0%  | 6-8         |              | 75.0% | 2        |   |     |

Officials: Karen Presto,Denise Brooks,Dee Kantner  
Technical fouls: NC State-None. Louisville-None.  
Attendance: 3201  
2020-21 Women's Basketball. Round: 0. Louisville vs NC State. Played at KFC Yu

| Score by periods |     |     |     |       |    | Points<br>NCST<br>LOU | In<br>Paint<br>36<br>18 | Off<br>T/O<br>10<br>9 | 2nd<br>Chance<br>11<br>3 | Fast<br>Break<br>4<br>7 | Bench<br>18<br>7 |
|------------------|-----|-----|-----|-------|----|-----------------------|-------------------------|-----------------------|--------------------------|-------------------------|------------------|
| 1st              | 2nd | 3rd | 4th | Total |    |                       |                         |                       |                          |                         |                  |
| NC State         | 18  | 11  | 20  | 25    | 74 |                       |                         |                       |                          |                         |                  |
| Louisville       | 18  | 7   | 19  | 16    | 60 |                       |                         |                       |                          |                         |                  |

Last FG - NCST 4th-00:41, LOU 4th-01:23.  
Largest lead - NCST by 18 4th-04:19, LOU by 4 1st-04:11.  
NCST led for 32:23. LOU led for 03:38. Game was tied for 03:59.

Score tied - 4 times.  
Lead changed - 5 times.

1st FG - NCST 4th-00:41, LOU 4th-01:23.  
Largest lead - NCST by 18 4th-04:19, LOU by 4 1st-04:11.  
NCST led for 32:23. LOU led for 03:38. Game was tied for 03:59.

Official Basketball Box Score -- Game Totals -- Final Statistics  
Notre Dame vs Louisville  
02/07/21 2:00 pm at Louisville, KY

Notre Dame 65 • 8-8,6-6 ACC

| #  | Player          |   | Total  |        | 3-Ptr  |        | Rebounds    |    |    | PF | TP | A TO Blk Stl |    |   |    | Min |
|--|-----------------|---|--------|--------|--------|--------|-------------|----|----|----|----|--------------|----|---|----|-----|
|  |                 |   | FG-FGA | FG-FGA | FT-FTA | FT-FTA | Off Def Tot | PF | TP |    |    | A TO Blk Stl |    |   |    |     |
| 34   | Maddy Westbeld  | f | 4-14   | 1-3    | 1-2    | 1      | 7           | 8  | 3  | 10 | 0  | 1            | 0  | 1 | 25 |     |
| 30   | Mikayla Vaughn  | c | 4-8    | 0-0    | 2-2    | 3      | 5           | 8  | 2  | 10 | 1  | 0            | 2  | 2 | 22 |     |
| 01   | Dara Mabrey     | g | 3-9    | 2-6    | 0-0    | 0      | 2           | 2  | 1  | 8  | 3  | 6            | 0  | 2 | 38 |     |
| 12   | Abby Prohaska   | g | 0-1    | 0-1    | 0-0    | 0      | 0           | 0  | 1  | 0  | 1  | 2            | 0  | 0 | 8  |     |
| 21   | Anaya Peoples   | g | 4-9    | 0-0    | 0-0    | 1      | 5           | 6  | 2  | 8  | 3  | 0            | 1  | 0 | 34 |     |
| 20   | Olivia Miles    |   | 5-8    | 0-2    | 0-0    | 0      | 2           | 2  | 3  | 10 | 0  | 1            | 0  | 1 | 14 |     |
| 24   | Destinee Walker |   | 2-5    | 1-3    | 4-4    | 1      | 1           | 2  | 4  | 9  | 1  | 1            | 0  | 0 | 26 |     |
| 33   | Sam Brunelle    |   | 4-12   | 2-5    | 0-0    | 2      | 7           | 9  | 0  | 10 | 5  | 2            | 1  | 1 | 33 |     |
| Team   |                 |   |        |        |        | 3      | 1           | 4  |    |    |    |              |    |   |    |     |
| Totals   |                 |   |        | 26-66  | 6-20   | 7-8    | 11          | 30 | 41 | 16 | 65 | 14           | 13 | 4 | 7  | 200 |
| 1st - FG %: 7-16 43.8%      2nd: 7-17 41.2%      3rd: 7-17 41.2%      4th: 5-16 31.3%      Game: 26-66 39.4%      Deadball |                 |   |        |        |        |        |             |    |    |    |    |              |    |   |    |     |
| 3FG %: 2-6 33.3%      1-5 20.0%      2-5 40.0%      1-4 25.0%      6-20 30.0%      Rebounds                                |                 |   |        |        |        |        |             |    |    |    |    |              |    |   |    |     |
| FT %: 1-2 50.0%      2-2 100.0%      0-0 0.0%      4-4 100.0%      7-8 87.5%      1  |                 |   |        |        |        |        |             |    |    |    |    |              |    |   |    |     |

Louisville 71 • 18-1,11-1 ACC

| ##  | Player            |   | Total  |        | 3-Ptr  |      | Rebounds |     |    | PF | TP | A TO Blk Stl |    |   |    | Min |
|---|-------------------|---|--------|--------|--------|------|----------|-----|----|----|----|--------------|----|---|----|-----|
|   |                   |   | FG-FGA | FG-FGA | FT-FTA | Off  | Def      | Tot |    |    |    |              |    |   |    |     |
| 22  | Elizabeth Dixon   | f | 2-7    | 0-0    | 0-1    | 3    | 3        | 6   | 1  | 4  | 0  | 0            | 1  | 0 | 21 |     |
| 01  | Dana Evans        | g | 9-21   | 4-11   | 5-6    | 0    | 3        | 3   | 3  | 27 | 5  | 3            | 0  | 0 | 38 |     |
| 05  | Mykasa Robinson   | g | 2-4    | 0-0    | 1-2    | 2    | 6        | 8   | 2  | 5  | 4  | 0            | 1  | 2 | 32 |     |
| 10  | Hailey Van Lith   | g | 1-6    | 0-2    | 1-2    | 1    | 2        | 3   | 1  | 3  | 1  | 2            | 0  | 1 | 19 |     |
| 14  | Kianna Smith      | g | 6-13   | 4-8    | 0-0    | 1    | 3        | 4   | 2  | 16 | 1  | 1            | 2  | 5 | 31 |     |
| 04  | Elizabeth Balogun |   | 5-10   | 1-4    | 1-1    | 1    | 1        | 2   | 0  | 12 | 0  | 4            | 3  | 0 | 26 |     |
| 11  | Norika Konno      |   | 1-2    | 0-1    | 0-0    | 1    | 1        | 2   | 0  | 2  | 1  | 0            | 0  | 1 | 12 |     |
| 44  | Olivia Cochran    |   | 1-5    | 0-0    | 0-0    | 2    | 9        | 11  | 1  | 2  | 0  | 2            | 1  | 0 | 21 |     |
| Team  |                   |   |        |        |        | 1    | 1        | 2   |    |    |    |              |    |   |    |     |
| Totals  |                   |   |        | 27-68  | 9-26   | 8-12 | 12       | 29  | 41 | 10 | 71 | 12           | 12 | 8 | 9  | 200 |
| 1st- FG %: 8-21 38.1%      2nd: 9-18 50.0%      3rd: 6-15 40.0%      4th: 4-14 28.6%      Game: 27-68 39.7%      Deadball |                   |   |        |        |        |      |          |     |    |    |    |              |    |   |    |     |
| 3FG %: 3-9 33.3%      1-3 33.3%      2-6 33.3%      3-8 37.5%      9-26 34.6%      Rebounds                               |                   |   |        |        |        |      |          |     |    |    |    |              |    |   |    |     |
| FT %: 2-3 66.7%      2-2 100.0%      2-4 50.0%      2-3 66.7%      8-12 66.7%      3                                      |                   |   |        |        |        |      |          |     |    |    |    |              |    |   |    |     |

Officials: Katie Lukanich,Maj Forsberg,Eric Brewton  
Technical fouls: Notre Dame-None. Louisville-None.  
Attendance: 2912  
2020-21 Women's Basketball. Round: 0. Louisville vs Notre Dame. Played at KFC

| Score by periods |     |     |     |       |    | Points<br>ND<br>LOU | In<br>Paint<br>36<br>30 | Off<br>T/O<br>12<br>11 | 2nd<br>Chance<br>2<br>4 | Fast<br>Break<br>8<br>10 | Bench<br>29<br>16 |
|------------------|-----|-----|-----|-------|----|---------------------|-------------------------|------------------------|-------------------------|--------------------------|-------------------|
| 1st              | 2nd | 3rd | 4th | Total |    |                     |                         |                        |                         |                          |                   |
| Notre Dame       | 17  | 17  | 16  | 15    | 65 |                     |                         |                        |                         |                          |                   |
| Louisville       | 21  | 21  | 16  | 13    | 71 |                     |                         |                        |                         |                          |                   |

Last FG - ND 4th-01:41, LOU 4th-00:57.  
Largest lead - ND by 5 1st-02:10, LOU by 11 3rd-08:44.  
ND led for 02:51. LOU led for 36:35. Game was tied for 00:34.

Score tied - 1 time.  
Lead changed - 5 times.

1st FG - ND 4th-01:41, LOU 4th-00:57.  
Largest lead - ND by 5 1st-02:10, LOU by 11 3rd-08:44.  
ND led for 02:51. LOU led for 36:35. Game was tied for 00:34.

Official Basketball Box Score -- Game Totals -- Final Statistics  
Louisville vs Boston College  
02/04/21 8:00 pm at Boston, MA

Louisville 97 • 17-1,10-1 ACC

| #           | Player           |   | Total  |        | 3-Ptr     |       | Rebounds  |       |            | PF     | TP          | A TO Blk Stl |       |          |    | Min |
|-------------|------------------|---|--------|--------|-----------|-------|-----------|-------|------------|--------|-------------|--------------|-------|----------|----|-----|
|             |                  |   | FG-FGA | FG-FGA | FT-FTA    | Off   | Def       | Tot   | A          |        |             | TO           | Blk   | Stl      |    |     |
| 22          | Elizabeth Dixon  | f | 5-6    | 0-0    | 1-2       | 4     | 2         | 6     | 3          | 11     | 1           | 3            | 1     | 0        | 25 |     |
| 01          | Dana Evans       | g | 8-19   | 3-8    | 4-4       | 1     | 3         | 4     | 0          | 23     | 5           | 0            | 0     | 3        | 32 |     |
| 05          | Mykasa Robinson  | g | 1-4    | 0-0    | 0-0       | 2     | 6         | 8     | 2          | 2      | 2           | 1            | 1     | 0        | 35 |     |
| 10          | Hailey Van Lith  | g | 6-12   | 2-6    | 1-1       | 1     | 2         | 3     | 3          | 15     | 3           | 5            | 0     | 0        | 28 |     |
| 14          | Kianna Smith     | g | 6-9    | 2-4    | 0-1       | 0     | 2         | 2     | 0          | 14     | 1           | 2            | 0     | 1        | 23 |     |
| 00          | Ramani Parker    |   | 2-3    | 0-0    | 3-3       | 3     | 2         | 5     | 3          | 7      | 0           | 2            | 0     | 0        | 10 |     |
| 02          | Ahlana Smith     |   | 4-5    | 1-2    | 0-0       | 0     | 0         | 0     | 1          | 9      | 0           | 0            | 0     | 1        | 14 |     |
| 03          | Malea Williams   |   | 0-0    | 0-0    | 0-0       | 0     | 0         | 0     | 0          | 0      | 0           | 0            | 0     | 0        | 0+ |     |
| 11          | Norika Konno     |   | 3-4    | 2-3    | 2-2       | 4     | 3         | 7     | 2          | 10     | 3           | 1            | 0     | 0        | 21 |     |
| 13          | Merissah Russell |   | 2-3    | 0-0    | 2-3       | 1     | 4         | 5     | 1          | 6      | 0           | 0            | 0     | 0        | 12 |     |
| Team        |                  |   |        |        |           | 1     | 2         | 3     |            |        |             |              |       |          |    |     |
| Totals      |                  |   |        | 37-65  | 10-23     | 13-16 | 17        | 26    | 43         | 15     | 97          | 15           | 14    | 2        | 5  | 200 |
| 1st - FG %: |                  |   | 10-16  | 62.5%  | 2nd: 9-19 | 47.4% | 3rd: 8-13 | 61.5% | 4th: 10-17 | 58.8%  | Game: 37-65 |              | 56.9% | Deadball |    |     |
| 3FG %:      |                  |   | 4-8    | 50.0%  | 2-3       | 66.7% | 2-6       | 33.3% | 2-6        | 33.3%  | 10-23       |              | 43.5% | Rebounds |    |     |
| FT %:       |                  |   | 5-6    | 83.3%  | 1-2       | 50.0% | 4-5       | 80.0% | 3-3        | 100.0% | 13-16       |              | 81.3% | 0        |    |     |

Boston College 68 • 5-8,1-8 ACC

| #  | Player           |   | Total  |        | 3-Ptr  |     | Rebounds |     |    | PF | TP | A TO Blk Stl |     |     |     | Min |
|--|------------------|---|--------|--------|--------|-----|----------|-----|----|----|----|--------------|-----|-----|-----|-----|
|  |                  |   | FG-FGA | FG-FGA | FT-FTA | Off | Def      | Tot | A  |    |    | TO           | Blk | Stl |     |     |
| 12   | Ally VanTimmeren | f | 3-6    | 1-2    | 0-0    | 1   | 4        | 5   | 4  | 7  | 0  | 4            | 1   | 1   | 21  |     |
| 13   | Taylor Soule     | f | 9-16   | 0-0    | 2-5    | 4   | 0        | 4   | 3  | 20 | 1  | 1            | 0   | 1   | 28  |     |
| 01   | Cameron Swartz   | g | 3-6    | 1-3    | 1-1    | 1   | 2        | 3   | 3  | 8  | 0  | 2            | 1   | 1   | 22  |     |
| 10   | Makayla Dickens  | g | 6-11   | 5-6    | 0-0    | 1   | 1        | 2   | 3  | 17 | 0  | 2            | 0   | 0   | 28  |     |
| 14   | Marnelle Garraud | g | 2-8    | 1-5    | 2-2    | 0   | 2        | 2   | 2  | 7  | 6  | 3            | 1   | 1   | 38  |     |
| 23   | Jaelyn Batts     | g | 3-8    | 0-0    | 0-0    | 3   | 1        | 4   | 4  | 6  | 0  | 0            | 0   | 1   | 22  |     |
| 04   | Allie Palmieri   | g | 1-7    | 1-2    | 0-0    | 0   | 2        | 2   | 1  | 3  | 0  | 1            | 0   | 2   | 24  |     |
| 32   | Clara Ford       | g | 0-1    | 0-0    | 0-0    | 2   | 1        | 3   | 1  | 0  | 3  | 2            | 0   | 0   | 17  |     |
| Team   |                  |   |        |        |        | 1   | 1        | 2   |    |    |    |              |     |     |     |     |
| Totals   |                  |   | 27-63  | 9-18   | 5-8    | 13  | 14       | 27  | 21 | 68 | 10 | 16           | 3   | 7   | 200 |     |
| 1st FG: 10-15 66.7% 2nd: 5-14 35.7% 3rd: 6-20 30.0% 4th: 6-14 42.9% Game: 27-63 42.9% Deadball |                  |   |        |        |        |     |          |     |    |    |    |              |     |     |     |     |
| 3FG: 5-8 62.5% 3-5 60.0% 1-3 33.3% 2-2 100.0% 9-18 50.0% Rebounds                              |                  |   |        |        |        |     |          |     |    |    |    |              |     |     |     |     |
| FT: 0-0 0.0% 3-0 0.0% 3-6 50.0% 0-0 0.0% 5-8 62.5% 0   |                  |   |        |        |        |     |          |     |    |    |    |              |     |     |     |     |



Official Basketball Box Score -- Game Totals -- Final Statistics  
**Louisville vs Pittsburgh**  
**02/18/21 8:00 pm at Pittsburgh, PA**



### Louisville 82 • 20-1,13-1 ACC

| #      | Player            | Total  |        | 3-Ptr  |             | Rebounds |    |              | PF | TP | A TO Blk Stl |    |   |   | Min |
|--------|-------------------|--------|--------|--------|-------------|----------|----|--------------|----|----|--------------|----|---|---|-----|
|        |                   | FG-FGA | FG-FGA | FT-FTA | Off Def Tot | PF       | TP | A TO Blk Stl |    |    |              |    |   |   |     |
| 22     | Elizabeth Dixon   | f      | 6-8    | 0-0    | 0-1         | 2        | 3  | 5            | 3  | 12 | 2            | 3  | 1 | 1 | 20  |
| 01     | Dana Evans        | g      | 11-20  | 3-5    | 4-4         | 0        | 0  | 0            | 1  | 29 | 2            | 0  | 0 | 2 | 33  |
| 05     | Mykasa Robinson   | g      | 2-3    | 0-0    | 2-3         | 3        | 6  | 9            | 3  | 6  | 5            | 0  | 0 | 5 | 27  |
| 10     | Hailey Van Lith   | g      | 5-9    | 0-1    | 3-3         | 0        | 6  | 6            | 1  | 13 | 4            | 2  | 1 | 0 | 33  |
| 04     | Kianna Smith      | g      | 2-8    | 0-5    | 0-0         | 1        | 4  | 5            | 1  | 4  | 3            | 2  | 0 | 0 | 23  |
| 00     | Ramani Parker     | g      | 0-0    | 0-0    | 2-2         | 1        | 1  | 2            | 0  | 2  | 0            | 0  | 1 | 0 | 4   |
| 02     | Ahlana Smith      | g      | 0-0    | 0-0    | 0-0         | 1        | 1  | 2            | 1  | 0  | 1            | 0  | 1 | 0 | 8   |
| 03     | Malea Williams    | g      | 0-0    | 0-0    | 0-0         | 0        | 0  | 0            | 0  | 0  | 0            | 0  | 0 | 0 | 1   |
| 04     | Elizabeth Balogun | g      | 4-9    | 0-2    | 2-2         | 3        | 2  | 5            | 1  | 10 | 0            | 3  | 3 | 0 | 24  |
| 11     | Norika Konno      | g      | 1-3    | 0-2    | 0-0         | 0        | 0  | 0            | 1  | 2  | 0            | 1  | 0 | 0 | 12  |
| 13     | Merissah Russell  | g      | 0-0    | 0-0    | 0-0         | 0        | 0  | 0            | 0  | 1  | 0            | 0  | 0 | 0 | 3   |
| 44     | Olivia Cochran    | g      | 2-5    | 0-1    | 0-0         | 2        | 3  | 5            | 4  | 4  | 0            | 0  | 0 | 1 | 12  |
| Team   |                   |        |        |        | 1           | 4        | 5  |              |    |    |              |    |   |   |     |
| Totals |                   |        | 33-65  | 3-16   | 13-15       | 14       | 30 | 44           | 16 | 82 | 18           | 11 | 7 | 9 | 200 |

1st - FG %: 8-17 47.1% 2nd: 5-13 38.5% 3rd: 11-18 61.1% 4th: 9-17 52.9% Game: 33-65 50.8% Deadball Rebounds 1  
 3FG %: 0-4 0.0% 0-3 0.0% 1-3 33.3% 2-6 33.3% 3-15 18.8%  
 FT %: 1-3 33.3% 6-9 100.0% 5-5 100.0% 1-1 100.0% 13-15 86.7%

### Pittsburgh 58 • 5-10,3-9 ACC

|        |                    | Total  | 3-Ptr  |        | Rebounds |     |     |    |    |    |    |     |     |     |     |
|--------|--------------------|--------|--------|--------|----------|-----|-----|----|----|----|----|-----|-----|-----|-----|
| #      | Player             | FG-FGA | FG-FGA | FT-FTA | Off      | Def | Tot | PF | TP | A  | TO | Blk | Stl | Min |     |
| 23     | Rita Igboke        | f      | 1-4    | 0-0    | 1-2      | 4   | 3   | 7  | 3  | 3  | 1  | 3   | 1   | 0   | 15  |
| 01     | Dayshanette Harris | g      | 1-1    | 0-0    | 0-0      | 0   | 0   | 0  | 0  | 2  | 0  | 0   | 0   | 0   | 3   |
| 05     | Amber Brown        | g      | 0-7    | 0-0    | 0-2      | 3   | 2   | 5  | 0  | 0  | 1  | 0   | 0   | 1   | 18  |
| 12     | Gabbie Green       | g      | 7-12   | 5-8    | 1-2      | 0   | 0   | 0  | 1  | 20 | 1  | 2   | 0   | 1   | 30  |
| 20     | Jayla Everett      | g      | 5-11   | 2-4    | 2-4      | 0   | 1   | 1  | 2  | 14 | 5  | 4   | 1   | 0   | 35  |
| 00     | Sandrine Clesca    |        | 0-0    | 0-0    | 0-0      | 0   | 1   | 1  | 0  | 0  | 2  | 1   | 0   | 0   | 7   |
| 02     | Liatu King         |        | 3-9    | 0-0    | 0-0      | 2   | 4   | 6  | 3  | 6  | 1  | 2   | 0   | 0   | 22  |
| 03     | Taisha Exanor      |        | 0-3    | 0-2    | 0-0      | 1   | 0   | 1  | 1  | 0  | 1  | 0   | 0   | 1   | 4   |
| 04     | Emy Hayford        |        | 0-5    | 0-0    | 2-2      | 0   | 1   | 1  | 1  | 2  | 5  | 5   | 0   | 0   | 23  |
| 13     | Tracey Hueston     |        | 1-3    | 0-0    | 1-2      | 1   | 0   | 1  | 0  | 3  | 0  | 0   | 0   | 0   | 6   |
| 14     | Cynthia Ezeja      |        | 2-4    | 0-0    | 1-3      | 4   | 2   | 6  | 4  | 5  | 0  | 0   | 2   | 0   | 19  |
| 31     | Destiny Strother   |        | 1-7    | 1-5    | 0-0      | 0   | 2   | 2  | 0  | 3  | 0  | 1   | 0   | 0   | 18  |
|        | Team               |        |        |        |          | 6   | 3   | 9  |    |    |    | 2   |     |     |     |
| Totals |                    |        | 21-66  | 8-19   | 8-17     | 21  | 19  | 40 | 15 | 58 | 17 | 20  | 4   | 3   | 200 |

1st - FG %: 4-21 19.0% 2nd: 6-19 31.6% 3rd: 4-12 33.3% 4th: 7-14 50.0% Game: 21-66 31.8% Deadball Rebounds 3  
 3FG %: 1-5 20.0% 3-6 50.0% 2-4 50.0% 2-4 50.0% 8-19 42.1%  
 FT %: 0-2 0.0% 3-4 75.0% 3-6 50.0% 2-5 40.0% 8-17 47.1%

Officials: Talisa Green, Carla Fountain, Mark Hardcastle  
 Technical fouls: Louisville-None. Pittsburgh-None.  
 Attendance: 500

2020-21 Women's Basketball. Round: 0. Louisville vs Pittsburgh. Played at Pete

| Score by periods |     |     |     |       |    | In Paint | Off T/O | 2nd Chance | Fast Break | Bench |
|------------------|-----|-----|-----|-------|----|----------|---------|------------|------------|-------|
| 1st              | 2nd | 3rd | 4th | Total |    |          |         |            |            |       |
| Louisville       | 17  | 16  | 28  | 21    | 82 | 46       | 21      | 14         | 16         | 18    |
| Pittsburgh       | 9   | 18  | 13  | 18    | 58 | 22       | 6       | 8          | 4          | 19    |

Last FG - LOU 4th-01:01, PITT 4th-00:10.

Score tied - 1 time.

### Official Basketball Box Score -- Game Totals -- Final Statistics

**Louisville vs Notre Dame**  
**02/28/21 3:00 pm at Notre Dame, IN**

### Louisville 78 • 21-2,14-2 ACC

Louisville 78-62 2/24/24 ACS

| ##     | Player            |   | Total  |        | 3-Ptr  | Rebounds |     |     | PF | TP | A TO Blk Stl |    |   |    | Min |
|--------|-------------------|---|--------|--------|--------|----------|-----|-----|----|----|--------------|----|---|----|-----|
|        |                   |   | FG-FGA | FG-FGA | FT-FTA | Off      | Def | Tot |    |    |              |    |   |    |     |
| 44     | Olivia Cochran    | f | 4-6    | 0-1    | 0-0    | 1        | 4   | 5   | 3  | 8  | 0            | 2  | 2 | 1  | 18  |
| 01     | Dana Evans        | g | 9-18   | 2-7    | 6-7    | 0        | 2   | 2   | 2  | 26 | 5            | 3  | 0 | 1  | 36  |
| 02     | Ahlana Smith      | g | 1-2    | 0-0    | 0-0    | 0        | 1   | 1   | 2  | 2  | 0            | 0  | 0 | 1  | 11  |
| 04     | Elizabeth Balogun | g | 0-1    | 0-1    | 0-0    | 1        | 2   | 3   | 0  | 0  | 0            | 0  | 0 | 2  | 16  |
| 10     | Hailey Van Lith   | g | 3-13   | 2-5    | 2-2    | 2        | 2   | 4   | 2  | 10 | 2            | 1  | 0 | 2  | 30  |
| 05     | Mykasa Robinson   | g | 5-5    | 0-0    | 0-0    | 0        | 2   | 2   | 3  | 10 | 4            | 0  | 0 | 3  | 27  |
| 11     | Norika Konno      | g | 0-2    | 0-2    | 0-0    | 0        | 1   | 1   | 0  | 0  | 0            | 1  | 1 | 0  | 8   |
| 13     | Merissah Russell  | g | 0-0    | 0-0    | 0-0    | 0        | 0   | 0   | 0  | 0  | 0            | 0  | 0 | 0  | 0   |
| 14     | Kianna Smith      | g | 4-8    | 2-5    | 0-0    | 1        | 4   | 5   | 1  | 10 | 5            | 2  | 0 | 32 |     |
| 22     | Elizabeth Dixon   | g | 6-7    | 0-0    | 0-0    | 1        | 2   | 3   | 1  | 12 | 0            | 2  | 1 | 0  | 22  |
| Team   |                   |   |        |        |        | 1        | 1   | 2   |    |    |              |    |   |    |     |
| Totals |                   |   | 32-62  | 6-21   | 8-9    | 7        | 21  | 28  | 14 | 78 | 16           | 12 | 4 | 10 | 200 |

1st - FG %: 11-17 64.7% 2nd: 8-16 50.0% 3rd: 6-16 37.5% 4th: 7-13 53.8% Game: 32-62 51.6% Deadball Rebounds 0  
 3FG %: 4-7 57.1% 0-4 0.0% 1-6 16.7% 1-4 25.0% 6-21 28.6%  
 FT %: 2-3 66.7% 0-0 0.0% 2-2 100.0% 4-4 100.0% 8-9 88.9%

### Notre Dame 61 • 10-9,8-7 ACC

| #      | Player          | Total  |        | 3-Ptr  |             | Rebounds |    |              | PF | TP | A TO Blk Stl |    |   |   | Min |
|--------|-----------------|--------|--------|--------|-------------|----------|----|--------------|----|----|--------------|----|---|---|-----|
|        |                 | FG-FGA | FG-FGA | FT-FTA | Off Def Tot | PF       | TP | A TO Blk Stl |    |    |              |    |   |   |     |
| 34     | Maddy Westbeld  | f      | 4-10   | 0-1    | 1-1         | 2        | 4  | 6            | 3  | 9  | 3            | 3  | 1 | 1 | 25  |
| 30     | Mikayla Vaughn  | c      | 2-2    | 0-0    | 0-0         | 1        | 3  | 4            | 3  | 4  | 0            | 2  | 1 | 0 | 11  |
| 01     | Dara Mabrey     | g      | 2-4    | 2-4    | 2-2         | 0        | 1  | 1            | 0  | 8  | 0            | 1  | 0 | 1 | 32  |
| 21     | Anaya Peoples   | g      | 3-9    | 1-2    | 0-2         | 2        | 5  | 7            | 3  | 7  | 2            | 4  | 0 | 0 | 34  |
| 24     | Destinee Walker | g      | 1-4    | 1-2    | 2-2         | 0        | 1  | 1            | 1  | 5  | 0            | 3  | 0 | 3 | 19  |
| 10     | Katlyn Gilbert  | g      | 2-6    | 0-1    | 0-0         | 1        | 1  | 2            | 4  | 4  | 0            | 3  | 0 | 1 | 17  |
| 25     | Olivia Miles    | g      | 5-10   | 0-2    | 1-3         | 2        | 2  | 4            | 2  | 11 | 6            | 4  | 0 | 0 | 33  |
| 33     | Sam Brunelle    | g      | 6-10   | 1-3    | 0-0         | 2        | 1  | 3            | 2  | 13 | 2            | 5  | 0 | 0 | 29  |
| Team   |                 |        |        |        | 1           | 6        | 7  |              |    |    |              |    |   |   |     |
| Totals |                 |        | 25-55  | 5-15   | 6-10        | 11       | 24 | 35           | 18 | 61 | 13           | 25 | 2 | 6 | 200 |

1st - FG %: 8-13 61.5% 2nd: 5-16 31.3% 3rd: 8-16 50.0% 4th: 4-10 40.0% Game: 25-55 45.5% Deadball Rebounds 2  
 3FG %: 2-2 100.0% 0-4 0.0% 1-4 25.0% 2-5 40.0% 5-15 33.3%  
 FT %: 0-0 0.0% 0-0 0.0% 0-0 0.0% 6-9 66.7% 10-10 100.0%

Officials: Saif Esho, Tiara Cruse, Dee Kanter  
 Technical fouls: Louisville-None. Notre Dame-None.  
 Attendance: 126

2020-21 Women's Basketball. Round: 0. Louisville vs Notre Dame. Played at Purc

| Score by periods |     |     |     |       |    | In Paint | Off T/O | 2nd Chance | Fast Break | Bench |
|------------------|-----|-----|-----|-------|----|----------|---------|------------|------------|-------|
| 1st              | 2nd | 3rd | 4th | Total |    |          |         |            |            |       |
| Louisville       | 28  | 16  | 15  | 19    | 78 | 38       | 25      | 5          | 13         | 32    |
| Notre Dame       | 18  | 10  | 17  | 16    | 61 | 32       | 12      | 13         | 2          | 28    |

Last FG - LOU 4th-01:12, ND 4th-01:39.

Largest lead - LOU by 22 2nd-02:04, ND None.  
 LOU led for 38:41. ND led for 00:00. Game was tied for 01:19.

Score tied - 0 times.  
 Lead changed - 0 times.

Official Basketball Box Score -- Game Totals -- Final Statistics  
**Louisville vs Florida St.**  
**02/21/21 2:00 pm at Tallahassee, FL**

### Louisville 59 • 20-2,13-2 ACC

|                |                   | Total  |           |        | 3-Ptr |           | Rebounds |       |           |    |       |             |     |       |                      |  |
|----------------|-------------------|--------|-----------|--------|-------|-----------|----------|-------|-----------|----|-------|-------------|-----|-------|----------------------|--|
| #              | Player            | FG-FGA | FG-FGA    | FT-FTA | Off   | Def       | Tot      | PF    | TP        | A  | TO    | Blk         | Stl | Min   |                      |  |
| 44             | Olivia Cochran    | f      | 6-10      | 0-0    | 0-2   | 3         | 6        | 9     | 2         | 12 | 1     | 1           | 0   | 19    |                      |  |
| 01             | Dana Evans        | f      | 5-21      | 1-9    | 2-2   | 1         | 1        | 2     | 2         | 13 | 5     | 2           | 0   | 1     | 38                   |  |
| 05             | Mykasa Robinson   | g      | 1-2       | 0-0    | 1-2   | 2         | 3        | 5     | 4         | 3  | 0     | 3           | 0   | 1     | 26                   |  |
| 10             | Hailey Van Lith   | g      | 1-7       | 0-1    | 3-6   | 3         | 5        | 8     | 4         | 5  | 2     | 1           | 0   | 22    |                      |  |
| 14             | Kianna Smith      | g      | 3-9       | 2-6    | 2-2   | 1         | 3        | 4     | 4         | 10 | 3     | 1           | 0   | 35    |                      |  |
| 02             | Ahlana Smith      | g      | 0-0       | 0-0    | 0-0   | 0         | 0        | 0     | 0         | 0  | 0     | 0           | 0   | 2     |                      |  |
| 03             | Malea Williams    | g      | 0-0       | 0-0    | 0-0   | 0         | 0        | 0     | 1         | 0  | 0     | 0           | 0   | 1     |                      |  |
| 04             | Elizabeth Balogun | g      | 2-6       | 0-4    | 4-4   | 2         | 2        | 4     | 3         | 8  | 2     | 1           | 0   | 1     | 26                   |  |
| 11             | Norika Konno      | g      | 0-0       | 0-0    | 0-0   | 0         | 2        | 2     | 2         | 0  | 1     | 0           | 0   | 7     |                      |  |
| 22             | Elizabeth Dixon   | g      | 3-5       | 0-0    | 2-4   | 1         | 4        | 5     | 4         | 8  | 0     | 1           | 4   | 0     | 24                   |  |
| Team           |                   |        |           |        | 1     | 1         | 2        |       |           |    |       |             |     |       |                      |  |
| Totals         |                   |        | 21-60     | 3-20   | 14-22 | 14        | 27       | 41    | 26        | 59 | 13    | 11          | 4   | 5     | 200                  |  |
| 1st FG %: 8-17 |                   | 47.1%  | 2nd: 2-10 |        | 20.0% | 3rd: 7-14 |          | 50.0% | 4th: 4-19 |    | 21.1% | Game: 21-60 |     | 35.0% | Deadball<br>Rebounds |  |
| 3FG %: 1-6     |                   | 16.7%  | 1-3       |        | 33.3% | 1-2       |          | 50.0% | 0-9       |    | 0.0%  | 3-20        |     | 15.0% |                      |  |
| 4+3            |                   | 0.0%   | 4-8       |        | 50.0% | 2-2       |          | 100%  | 3-6       |    | 50.0% | 14-27       |     | 51.9% |                      |  |

1st - FG %: 8-17 47.1% 2nd: 2-10 20.0% 3rd: 7-14 50.0% 4th: 4-19 21.1% Game: 21-60 35.0% Deadball Rebounds 5  
 3FG %: 1-6 16.7% 1-3 33.3% 1-2 50.0% 0-9 0.0% 3-20 15.0%  
 FT %: 0-2 0.0% 4-8 50.0% 2-2 100.0% 8-10 80.0% 14-22 63.6%

### Florida St. 68 • 9-6,8-6 ACC

| # | Player | Total |  | 3-Ptr |  | Rebounds |  |  |
|---|--------|-------|--|-------|--|----------|--|--|
|---|--------|-------|--|-------|--|----------|--|--|





Official Basketball Box Score -- Game Totals -- Final Statistics

**Syracuse vs Louisville**  
**03/06/21 12:00 pm at**

**Syracuse 59 • 14-8,9-7 ACC**

| #      | Player              | Total  |        | 3-Ptr  |        | Rebounds |     |     | PF | TP | A TO Blk Stl |    |     |     | Min |
|--------|---------------------|--------|--------|--------|--------|----------|-----|-----|----|----|--------------|----|-----|-----|-----|
|        |                     | FG-FGA | FG-FGA | FT-FTA | FT-FTA | Off      | Def | Tot |    |    | A            | TO | Blk | Stl |     |
| 43     | Maeva Djaldi-Tabdi  | f      | 5-10   | 0-4    | 1-1    | 3        | 3   | 6   | 3  | 11 | 3            | 2  | 0   | 0   | 40  |
| 05     | Digna Strautmane    | f      | 3-6    | 1-4    | 0-0    | 2        | 3   | 5   | 3  | 7  | 1            | 3  | 2   | 1   | 40  |
| 14     | Kamilla Cardoso     | c      | 3-9    | 0-0    | 4-5    | 2        | 5   | 7   | 3  | 10 | 1            | 1  | 1   | 0   | 27  |
| 21     | Emily Engstler      | g      | 7-17   | 2-6    | 5-6    | 3        | 7   | 10  | 3  | 21 | 2            | 3  | 1   | 0   | 40  |
| 23     | Kiara Lewis         | g      | 1-10   | 0-3    | 5-5    | 0        | 5   | 5   | 3  | 7  | 3            | 5  | 0   | 0   | 39  |
| 00     | Ava Irvin           | g      | 0-0    | 0-0    | 0-0    | 0        | 0   | 0   | 0  | 0  | 0            | 0  | 0   | 0   | 1   |
| 22     | Amaya Finklea-Guity | g      | 1-3    | 0-0    | 1-2    | 2        | 2   | 4   | 0  | 3  | 0            | 0  | 0   | 0   | 13  |
| Team   |                     |        |        |        |        | 0        | 0   | 0   |    |    | 1            |    |     |     |     |
| Totals |                     |        | 20-55  | 3-17   | 16-19  | 12       | 25  | 37  | 15 | 59 | 10           | 15 | 4   | 1   | 200 |

1st - FG %: 41.3 30.8% 2nd: 6-14 42.9% 3rd: 6-12 50.0% 4th: 4-16 25.0% Game: 20-55 36.4% Deadball Rebounds 1  
 3FG %: 0-3 0.0% 0-3 0.0% 2-7 28.6% 1-4 25.0% 3-17 17.6%  
 FT %: 5-5 100.0% 3-4 75.0% 0-0 0.0% 0-4 0.0% 16-19 84.2%

**Louisville 72 • 23-2,14-2 ACC**

| #      | Player            | Total  |        | 3-Ptr  |        | Rebounds |     |     | PF | TP | A TO Blk Stl |    |     |     | Min |
|--------|-------------------|--------|--------|--------|--------|----------|-----|-----|----|----|--------------|----|-----|-----|-----|
|        |                   | FG-FGA | FG-FGA | FT-FTA | FT-FTA | Off      | Def | Tot |    |    | A            | TO | Blk | Stl |     |
| 44     | Olivia Cochran    | f      | 2-6    | 0-0    | 6-6    | 2        | 8   | 10  | 3  | 10 | 1            | 0  | 0   | 0   | 20  |
| 01     | Dana Evans        | g      | 4-11   | 0-5    | 5-6    | 1        | 1   | 2   | 1  | 13 | 3            | 1  | 0   | 1   | 34  |
| 05     | Mykasa Robinson   | g      | 3-5    | 0-0    | 1-1    | 1        | 3   | 4   | 3  | 7  | 0            | 0  | 0   | 0   | 22  |
| 10     | Hailey Van Lith   | g      | 2-8    | 2-4    | 2-2    | 1        | 6   | 7   | 2  | 8  | 3            | 2  | 0   | 2   | 36  |
| 14     | Kianna Smith      | g      | 5-13   | 1-6    | 0-0    | 0        | 0   | 0   | 2  | 11 | 2            | 1  | 0   | 1   | 32  |
| 00     | Ramani Parker     | g      | 0-4    | 0-0    | 0-0    | 1        | 2   | 3   | 1  | 0  | 1            | 1  | 0   | 0   | 11  |
| 02     | Ahlana Smith      | g      | 1-3    | 0-1    | 0-0    | 2        | 0   | 2   | 1  | 2  | 0            | 0  | 0   | 1   | 11  |
| 04     | Elizabeth Balogun | g      | 1-1    | 1-1    | 0-0    | 0        | 2   | 2   | 0  | 3  | 0            | 1  | 0   | 0   | 5   |
| 11     | Norika Konno      | g      | 4-5    | 2-3    | 0-0    | 1        | 0   | 1   | 0  | 10 | 0            | 0  | 0   | 0   | 11  |
| 22     | Elizabeth Dixon   | g      | 3-7    | 0-0    | 2-2    | 2        | 1   | 3   | 3  | 8  | 0            | 1  | 0   | 1   | 18  |
| Team   |                   |        |        |        |        | 3        | 2   | 5   |    |    | 1            |    |     |     |     |
| Totals |                   |        | 25-63  | 6-20   | 16-17  | 14       | 25  | 39  | 16 | 72 | 10           | 9  | 0   | 6   | 200 |

1st - FG %: 61.7 35.3% 2nd: 7-14 50.0% 3rd: 7-18 38.9% 4th: 5-14 35.7% Game: 25-63 39.7% Deadball Rebounds 0  
 3FG %: 3-6 50.0% 1-6 16.7% 0-4 0.0% 1-4 25.0% 16-19 84.2%  
 FT %: 4-4 100.0% 2-2 100.0% 7-7 100.0% 3-4 75.0%

Officials: Bruce Morris, Carla Fountain, Karen Preato

Technical fouls: Syracuse-None, Louisville-None.

Attendance: 2063

2020-21 Women's Basketball. Round: 0. Louisville vs Syracuse. Played at .

| Score by periods |  | 1st | 2nd | 3rd | 4th | Total |        |     |
|------------------|--|-----|-----|-----|-----|-------|--------|-----|
| Syracuse         |  | 13  | 17  | 17  | 12  | 59    | Points | In  |
| Louisville       |  | 19  | 18  | 22  | 13  | 72    | Paint  | Off |

Points 32 19 12 10 3 23  
 In Paint 32 19 12 10 3 23  
 T/O 6 13 3 3 1  
 2nd Chance 6 13 3 3 1  
 Fast Break 12 10 3 3 1  
 Bench 3 1 1 1 1 1

Last FG - SYR 4th-01:45, LOU 4th-00:39.

Largest lead - SYR by 2 1st-09:35, LOU by 14 4th-09:03.

SYR led for 00:55, LOU led for 38:24. Game was tied for 00:25.

Score tied - 0 times.  
Lead changed - 3 times.

Official Basketball Box Score -- Game Totals -- Final Statistics

**Marist vs Louisville**  
**03/22/21 7:00 pm at San Antonio, TX**

**Marist 43 • 18-4,13-3 MAAC**

| #      | Player               | Total  |        | 3-Ptr  |        | Rebounds |     |     | PF | TP | A TO Blk Stl |    |     |     | Min |
|--------|----------------------|--------|--------|--------|--------|----------|-----|-----|----|----|--------------|----|-----|-----|-----|
|        |                      | FG-FGA | FG-FGA | FT-FTA | FT-FTA | Off      | Def | Tot |    |    | A            | TO | Blk | Stl |     |
| 10     | Caitlin Weimar       | f      | 2-7    | 0-0    | 1-2    | 4        | 4   | 8   | 0  | 5  | 2            | 3  | 3   | 0   | 22  |
| 21     | Willow Duffell       | f      | 2-9    | 0-1    | 2-2    | 3        | 5   | 8   | 4  | 6  | 4            | 2  | 0   | 0   | 27  |
| 02     | Allie Best           | g      | 2-5    | 1-3    | 2-4    | 0        | 4   | 4   | 2  | 7  | 2            | 2  | 0   | 2   | 37  |
| 05     | Trinasia Kennedy     | g      | 2-11   | 1-4    | 1-2    | 0        | 2   | 2   | 1  | 6  | 2            | 4  | 0   | 0   | 37  |
| 24     | Sarah Barcello       | g      | 2-12   | 2-8    | 2-4    | 0        | 5   | 5   | 0  | 8  | 0            | 3  | 0   | 1   | 26  |
| 04     | Emma Wax             | g      | 1-3    | 1-1    | 0-0    | 1        | 0   | 1   | 0  | 3  | 1            | 1  | 0   | 0   | 12  |
| 13     | Juliana Bonilla      | g      | 0-0    | 0-0    | 1-2    | 0        | 0   | 0   | 0  | 1  | 0            | 0  | 0   | 0   | 1   |
| 14     | Erin Fox             | g      | 0-0    | 0-0    | 0-0    | 0        | 0   | 0   | 0  | 0  | 0            | 0  | 0   | 0   | 1   |
| 22     | Zaria Demember-Shaze | g      | 1-5    | 0-1    | 1-2    | 1        | 3   | 4   | 0  | 3  | 1            | 1  | 0   | 0   | 12  |
| 20     | Anabel Ellison       | g      | 0-1    | 0-0    | 0-0    | 0        | 1   | 1   | 2  | 0  | 0            | 2  | 0   | 0   | 7   |
| 32     | Samantha Bailey      | g      | 0-0    | 0-0    | 0-0    | 0        | 0   | 0   | 0  | 0  | 0            | 0  | 0   | 0   | 1   |
| 23     | Kendall Krick        | g      | 1-3    | 0-1    | 2-2    | 0        | 0   | 0   | 1  | 4  | 0            | 2  | 0   | 0   | 17  |
| Team   |                      |        |        |        |        | 5        | 3   | 8   |    |    | 2            |    |     |     |     |
| Totals |                      |        | 13-56  | 5-19   | 12-20  | 14       | 27  | 41  | 10 | 43 | 12           | 22 | 3   | 3   | 200 |

1st - FG %: 61.7 35.3% 2nd: 3-12 25.0% 3rd: 1-12 8.3% 4th: 3-15 20.0% Game: 13-56 23.2% Deadball Rebounds 5  
 3FG %: 1-4 25.0% 2-6 33.3% 1-5 20.0% 1-4 25.0% 13-56 23.2%  
 FT %: 2-4 50.0% 1-2 50.0% 6-8 75.0% 3-6 50.0%

**Louisville 74 • 24-3,14-2 ACC**

| #      | Player            | Total  |        | 3-Ptr  |        | Rebounds |     |     | PF | TP | A TO Blk Stl |    |     |     | Min |
|--------|-------------------|--------|--------|--------|--------|----------|-----|-----|----|----|--------------|----|-----|-----|-----|
|        |                   | FG-FGA | FG-FGA | FT-FTA | FT-FTA | Off      | Def | Tot |    |    | A            | TO | Blk | Stl |     |
| 44     | Olivia Cochran    | f      | 1-5    | 0-1    | 0-0    | 1        | 4   | 5   | 2  | 2  | 1            | 2  | 1   | 0   | 16  |
| 01     | Dana Evans        | g      | 6-16   | 1-8    | 2-2    | 0        | 2   | 2   | 3  | 15 | 1            | 4  | 0   | 0   | 26  |
| 05     | Mykasa Robinson   | g      | 3-5    | 0-0    | 1-1    | 3        | 4   | 7   | 1  | 7  | 4            | 0  | 1   | 2   | 20  |
| 10     | Hailey Van Lith   | g      | 7-11   | 2-5    | 1-1    | 0        | 1   | 1   | 1  | 17 | 4            | 2  | 1   | 1   | 27  |
| 14     | Kianna Smith      | g      | 3-7    | 3-5    | 0-0    | 1        | 4   | 5   | 3  | 9  | 1            | 2  | 0   | 1   | 24  |
| 00     | Ramani Parker     | g      | 0-0    | 0-0    | 0-0    | 0        | 1   | 1   | 0  | 0  | 0            | 0  | 0   | 0   | 6   |
| 02     | Ahlana Smith      | g      | 3-4    | 1-2    | 0-0    | 0        | 3   | 3   | 2  | 7  | 2            | 0  | 0   | 1   | 22  |
| 03     | Malea Williams    | g      | 2-2    | 1-1    | 0-0    | 0        | 0   | 0   | 1  | 5  | 0            | 1  | 1   | 0   | 4   |
| 04     | Elizabeth Balogun | g      | 1-5    | 1-4    | 2-2    | 0        | 3   | 3   | 3  | 5  | 0            | 2  | 2   | 0   | 18  |
| 11     | Norika Konno      | g      | 1-6    | 1-4    | 2-2    | 0        | 3   | 3   | 3  | 5  | 1            | 1  | 0   | 6   | 18  |
| 13     | Merissah Russell  | g      | 0-0    | 0-0    | 0-0    | 1        | 2   | 3   | 0  | 0  | 0            | 1  | 0   | 0   | 7   |
| 22     | Elizabeth Dixon   | g      | 1-2    | 0-0    | 0-0    | 2        | 3   | 5   | 3  | 2  | 2            | 1  | 2   | 0   | 12  |
| Team   |                   |        |        |        |        | 0        | 1   | 1   |    |    |              |    |     |     |     |
| Totals |                   |        | 28-63  | 10-30  | 8-8    | 8        | 31  | 39  | 23 | 74 | 16           | 16 | 8   | 11  | 200 |

1st - FG %: 41.5 26.7% 2nd: 6-17 35.3% 3rd: 10-17 58.8% 4th: 8-14 57.1% Game: 28-63 44.4% Deadball Rebounds 0,1  
 3FG %: 2-6 33.3% 1-9 11.1% 4-7 57.1% 3-8 37.5% 10-30 33.3%  
 FT %: 2-2 100.0% 4-4 100.0% 2-2 100.0% 0-0 0.0% 8-8 100.0%

Officials: Angel Kent, Jeffrey Smith, Joseph Vaszly

Technical fouls: Marist-None, Louisville-None.

Attendance: 2063

2020-21 Women's Basketball. Round: 1. Louisville vs Marist. Played at Alamodome

| Score by periods |  | 1st | 2nd | 3rd | 4th | Total |        |     |
|------------------|--|-----|-----|-----|-----|-------|--------|-----|
| Marist           |  | 15  | 9   | 9   | 10  | 43    | Points | In  |
| Louisville       |  | 12  | 17  | 26  | 19  | 74    | Paint  | Off |

Points 12 22 27 6 16 24  
 In Paint 12 22 27 6 16 24  
 T/O 7 11 6 6 11  
 2nd Chance 7 11 6 6 11  
 Fast Break 6 16 24  
 Bench 11 13 24

**Official Basketball Box Score -- Game Totals -- Final Statistics**
**NC State vs Louisville**  
**03/07/21 12:00 pm at**
**NC State 58 • 20-2,12-2 ACC**

| #      | Player             | Total  |        | 3-Ptr  |        | Rebounds |     |     | PF | TP | A TO Blk Stl |    |     |     | Min |
|--------|--------------------|--------|--------|--------|--------|----------|-----|-----|----|----|--------------|----|-----|-----|-----|
|        |                    | FG-FGA | FG-FGA | FT-FTA | FT-FTA | Off      | Def | Tot |    |    | A            | TO | Blk | Stl |     |
| 25     | Kayla Jones        | f      | 2-7    | 0-2    | 0-0    | 2        | 8   | 10  | 1  | 4  | 1            | 1  | 0   | 1   | 33  |
| 33     | Elissa Cunane      | c      | 7-12   | 0-0    | 6-8    | 3        | 6   | 9   | 3  | 20 | 3            | 4  | 0   | 2   | 32  |
| 02     | Raina Perez        | g      | 3-9    | 1-7    | 2-2    | 0        | 2   | 2   | 2  | 9  | 3            | 1  | 0   | 0   | 37  |
| 03     | Kai Crutchfield    | g      | 2-7    | 2-4    | 0-0    | 1        | 2   | 3   | 0  | 6  | 1            | 1  | 0   | 1   | 39  |
| 11     | Jakia Brown-Turner | g      | 3-8    | 1-5    | 0-0    | 0        | 2   | 2   | 0  | 7  | 3            | 1  | 0   | 0   | 27  |
| 05     | Jada Boyd          | g      | 4-6    | 0-0    | 0-0    | 1        | 2   | 3   | 0  | 8  | 2            | 4  | 2   | 1   | 24  |
| 41     | Camille Hobby      | g      | 1-2    | 0-0    | 2-2    | 0        | 2   | 2   | 1  | 4  | 0            | 1  | 0   | 1   | 8   |
| Team   |                    |        |        |        |        | 0        | 4   | 4   |    |    |              |    |     |     |     |
| Totals |                    |        | 22-51  | 4-18   | 10-12  | 7        | 28  | 35  | 7  | 58 | 13           | 13 | 2   | 6   | 200 |

1st - FG %: 7-14 50.0% 2nd: 4-11 36.4% 3rd: 5-12 41.7% 4th: 6-14 42.9% Game: 22-51 43.1% Deadball Rebounds 0  
 3FG %: 2-6 33.3% 1-3 33.3% 1-3 33.3% 1-5 20.0% 4-18 22.2%  
 FT %: 0-0 0.0% 2-2 100.0% 3-4 75.0% 5-6 83.3% 10-12 83.3%

**Louisville 56 • 23-3,14-2 ACC**

| #   | Player            | Total  |        |        | 3-Ptr |     | Rebounds |    |    | PF | TP | A TO Blk Stl |     |   |     | Min |
|---|-------------------|--------|--------|--------|-------|-----|----------|----|----|----|----|--------------|-----|---|-----|-----|
|   |                   | FG-FGA | FG-FGA | FT-FTA | Off   | Def | Tot      | A  | TO |    |    | Blk          | Stl |   |     |     |
| 44  | Olivia Cochran    | f      | 3-5    | 0-0    | 2-2   | 2   | 6        | 8  | 4  | 8  | 1  | 0            | 0   | 0 | 27  |     |
| 01  | Dana Evans        | g      | 7-21   | 1-6    | 0-1   | 0   | 3        | 3  | 2  | 15 | 0  | 3            | 0   | 0 | 36  |     |
| 05  | Mykasa Robinson   | g      | 2-6    | 0-0    | 0-0   | 0   | 0        | 0  | 1  | 4  | 0  | 0            | 0   | 1 | 13  |     |
| 10  | Hailey Van Lith   | g      | 2-6    | 1-3    | 0-0   | 1   | 6        | 7  | 1  | 5  | 3  | 0            | 0   | 0 | 29  |     |
| 14  | Kianna Smith      | g      | 6-15   | 1-5    | 0-1   | 3   | 1        | 4  | 1  | 13 | 2  | 2            | 0   | 1 | 38  |     |
| 00  | Ramani Parker     |        | 0-1    | 0-1    | 0-0   | 0   | 1        | 1  | 2  | 0  | 0  | 0            | 0   | 1 | 10  |     |
| 02  | Ahlana Smith      |        | 0-0    | 0-0    | 0-0   | 0   | 0        | 0  | 0  | 0  | 0  | 0            | 0   | 0 | 7   |     |
| 04  | Elizabeth Balogun |        | 1-1    | 1-1    | 0-0   | 0   | 1        | 1  | 0  | 3  | 0  | 2            | 0   | 0 | 4   |     |
| 11  | Norika Konno      |        | 2-2    | 0-0    | 0-0   | 0   | 0        | 0  | 0  | 4  | 0  | 2            | 0   | 1 | 20  |     |
| 22  | Elizabeth Dixon   |        | 2-2    | 0-0    | 0-0   | 1   | 0        | 1  | 4  | 4  | 1  | 0            | 0   | 1 | 16  |     |
| Team  |                   |        |        |        |       | 0   | 6        | 6  |    |    | 1  |              |     |   |     |     |
| Totals  |                   |        | 25-59  | 4-16   | 2-4   | 7   | 24       | 31 | 15 | 56 | 7  | 10           | 5   | 5 | 200 |     |
| 1st FG %: 7-16 43.8% 2nd: 4-11 36.4% 3rd: 8-17 47.1% 4th: 6-15 40.0% Game: 25-59 42.4% Deadball Rebounds: 1-3 23.3% 0-0 0.0% 0-3 0.0% 1-4 25.0% 2-4 50.0% |                   |        |        |        |       |     |          |    |    |    |    |              |     |   |     |     |



Official Basketball Box Score -- Game Totals -- Final Statistics  
**Oregon vs Louisville**  
**03/28/21 6:00 pm at San Antonio, TX**

**Oregon 42 • 15-9,10-7 Pac-12**

| #      | Player          | Total  |        | 3-Ptr  |     | Rebounds |     |    | PF | TP | A | TO | Blk | Stl | Min |
|--------|-----------------|--------|--------|--------|-----|----------|-----|----|----|----|---|----|-----|-----|-----|
|        |                 | FG-FGA | FG-FGA | FT-FTA | Off | Def      | Tot |    |    |    |   |    |     |     |     |
| 01     | Nyara Sabally   | f      | 6-8    | 0-0    | 2-3 | 3        | 4   | 7  | 1  | 14 | 0 | 3  | 3   | 0   | 28  |
| 01     | Erin Boley      |        | 6-17   | 2-8    | 0-0 | 4        | 7   | 11 | 0  | 14 | 0 | 3  | 0   | 0   | 35  |
| 32     | Sedona Prince   | f      | 4-10   | 0-0    | 2-2 | 0        | 3   | 3  | 2  | 10 | 1 | 0  | 3   | 0   | 23  |
| 11     | Taylor Mikesell |        | 1-9    | 0-5    | 0-0 | 1        | 3   | 4  | 2  | 2  | 3 | 3  | 0   | 2   | 37  |
| 23     | Maddie Scherr   | g      | 0-1    | 0-0    | 0-0 | 0        | 0   | 0  | 0  | 0  | 1 | 0  | 0   | 0   | 10  |
| 03     | Taylor Chavez   |        | 0-2    | 0-2    | 0-0 | 1        | 2   | 3  | 3  | 0  | 1 | 2  | 0   | 1   | 21  |
| 04     | Jaz Shelley     |        | 0-2    | 0-1    | 0-0 | 0        | 0   | 0  | 0  | 0  | 1 | 1  | 0   | 1   | 5   |
| 14     | Lydia Gioni     |        | 0-0    | 0-0    | 0-0 | 1        | 0   | 1  | 1  | 0  | 0 | 0  | 0   | 0   | 7   |
| 22     | Kylee Watson    |        | 0-0    | 0-0    | 0-0 | 2        | 1   | 3  | 0  | 0  | 0 | 0  | 0   | 0   | 6   |
| 25     | Angela Dugalic  |        | 0-1    | 0-0    | 0-0 | 0        | 1   | 1  | 1  | 0  | 0 | 1  | 0   | 0   | 9   |
| 33     | Sydney Parrish  |        | 1-6    | 0-2    | 0-0 | 2        | 2   | 4  | 0  | 2  | 0 | 1  | 0   | 1   | 19  |
| Team   |                 |        |        |        |     | 1        | 2   | 3  |    |    |   |    |     |     |     |
| Totals |                 |        | 18-56  | 2-18   | 4-5 | 15       | 25  | 40 | 10 | 42 | 7 | 14 | 6   | 5   | 200 |

1st - FG %: 4-15 26.7% 2nd: 3-12 25.0% 3rd: 8-15 53.3% 4th: 3-14 21.4% Game: 18-56 32.1% Deadball  
 3FG %: 0-5 0.0% 3-5 60.0% 3-5 60.0% 1-5 20.0% 2-18 11.1% 10-19 52.6%  
 FT %: 0-0 0.0% 0-0 0.0% 2-3 66.7% 2-2 100.0% 4-5 80.0% 1-4 25.0%

**Louisville 60 • 26-3,14-2 ACC**

|                |                   | Total  |           | 3-Ptr  | Rebounds  |        |           |        |             |    |        |          |     |   |   |     |
|----------------|-------------------|--------|-----------|--------|-----------|--------|-----------|--------|-------------|----|--------|----------|-----|---|---|-----|
| #              | Player            | FG-FGA | FG-FGA    | FT-FTA | Off       | Def    | Tot       | PF     | TP          | A  | TO     | Blk      | Stl |   |   | Min |
| 44             | Olivia Cochran    | f      | 1-7       | 0-0    | 0-0       | 2      | 4         | 6      | 0           | 2  | 1      | 0        | 0   | 0 | 0 | 20  |
| 01             | Dana Evans        | g      | 11-21     | 3-8    | 4-6       | 1      | 1         | 2      | 0           | 29 | 1      | 2        | 0   | 1 | 0 | 39  |
| 05             | Mykasa Robinson   |        | 1-3       | 0-0    | 0-0       | 2      | 5         | 7      | 1           | 2  | 1      | 0        | 0   | 1 | 0 | 24  |
| 10             | Hailey Van Lith   | g      | 4-9       | 0-3    | 0-0       | 2      | 5         | 7      | 0           | 8  | 1      | 1        | 0   | 2 | 0 | 31  |
| 14             | Kianna Smith      | g      | 5-10      | 1-2    | 0-0       | 2      | 3         | 5      | 1           | 11 | 2      | 1        | 0   | 0 | 0 | 31  |
| 02             | Ahlana Smith      |        | 0-0       | 0-0    | 0-0       | 0      | 0         | 0      | 0           | 0  | 0      | 1        | 0   | 0 | 0 | 3   |
| 03             | Malea Williams    |        | 0-0       | 0-0    | 0-0       | 0      | 0         | 0      | 0           | 0  | 0      | 0        | 0   | 0 | 0 | 1   |
| 04             | Elizabeth Balogun |        | 1-4       | 0-1    | 0-0       | 0      | 3         | 3      | 0           | 2  | 3      | 1        | 2   | 1 | 0 | 15  |
| 11             | Norika Konno      |        | 1-1       | 0-0    | 0-0       | 2      | 0         | 2      | 1           | 2  | 1      | 1        | 0   | 0 | 0 | 15  |
| 13             | Merissah Russell  |        | 0-0       | 0-0    | 0-0       | 0      | 0         | 0      | 0           | 0  | 0      | 0        | 0   | 0 | 0 | 1   |
| 22             | Elizabeth Dixon   |        | 2-8       | 0-0    | 0-0       | 0      | 2         | 2      | 4           | 4  | 0      | 0        | 1   | 1 | 0 | 20  |
| Team           |                   |        |           |        |           | 2      | 1         | 3      |             |    |        |          |     |   |   |     |
| Totals         |                   |        | 26-63     | 4-14   | 4-6       | 13     | 24        | 37     | 7           | 60 | 10     | 7        | 3   | 6 |   | 200 |
| 1st FG %: 5-20 |                   | 25.0%  | 2nd: 8-16 | 50.0%  | 3rd: 6-15 | 40.0%  | 4th: 7-12 | 58.3%  | Game: 26-63 |    | 41.3%  | Deadball |     |   |   |     |
| 3FG %: 0-5     |                   | 0.0%   | 1-4       | 25.0%  | 1-3       | 33.3%  | 2-2       | 100.0% | 4-14        |    | 28.6%  | Rebound  |     |   |   |     |
| FT %: 2-2      |                   | 100.0% | 2-2       | 100.0% | 1-1       | 100.0% | 1-1       | 100.0% | 2-2         |    | 100.0% |          |     |   |   |     |

1st - FG %: 5-20 25.0% 2nd: 8-16 50.0% 3rd: 6-15 40.0% 4th: 7-12 58.3% Game: 26-63 41.3% Deadball  
 3FG %: 0-5 0.0% 1-4 25.0% 1-3 33.3% 1-3 33.3% 4-6 66.7%  
 FT %: 0-0 0.0% 2-2 100.0% 1-2 50.0% 1-2 50.0%

Officials: Fatou Cissoko-Stephens,Robert Scofield,Michael McConnell

Technical fouls: Oregon-None. Louisville-None.

Attendance: Sweet 16

2020-21 Women's Basketball. Round: 3. Louisville vs Oregon. Played at Alamodome

| Score by periods | 1st | 2nd | 3rd | 4th | Total |
|------------------|-----|-----|-----|-----|-------|
| Oregon           | 8   | 6   | 19  | 9   | 42    |
| Louisville       | 10  | 19  | 14  | 17  | 60    |

| In     | Off | 2nd    | Fast  |
|--------|-----|--------|-------|
| Point  | T/O | Chance | Break |
| Oregon | 24  | 2      | 13    |
| LOU    | 28  | 24     | 18    |
|        |     |        | 7     |
|        |     |        | 8     |

Last FG - Oregon 4th-00:41, LOU 4th-00:53.

Largest lead - Oregon None, LOU by 20 4th-00:53.

Oregon led for 00:00. LOU led for 37:39. Game was tied for 02:03.

Score tied - 1 time.  
Lead changed - 0 times.

**THE STAT CREW SYSTEM**  
**Louisville Combined Team Statistics (as of Feb 28, 2021)**  
**Conference games only**

| RECORD:        | OVERALL | HOME | AWAY | NEUTRAL |
|----------------|---------|------|------|---------|
| ALL GAMES      | 14-2    | 8-1  | 6-1  | 0-0     |
| CONFERENCE     | 14-2    | 8-1  | 6-1  | 0-0     |
| NON-CONFERENCE | 0-0     | 0-0  | 0-0  | 0-0     |



Official Basketball Box Score -- Game Totals -- Final Statistics  
**Louisville vs Stanford**  
**03/30/21 8:00 pm at San Antonio, TX**

**Louisville 63 • 26-4,14-2 ACC**

| #   | Player            |   | Total  |        | 3-Ptr  |     | Rebounds |     |     |     |     | PF | TP | A | TO  | Blk | Stl | Min |
|---|-------------------|---|--------|--------|--------|-----|----------|-----|-----|-----|-----|----|----|---|-----|-----|-----|-----|
|   |                   |   | FG-FGA | FG-FGA | FT-FTA | Off | Def      | Tot | Off | Def | Tot |    |    |   |     |     |     |     |
| 44  | Olivia Cochran    | f | 1-6    | 0-0    | 0-0    | 3   | 4        | 7   | 4   | 2   | 1   | 3  | 0  | 0 | 22  |     |     |     |
| 01  | Dana Evans        | g | 9-20   | 6-8    | 0-2    | 0   | 3        | 3   | 4   | 24  | 3   | 2  | 0  | 1 | 36  |     |     |     |
| 05  | Mykasa Robinson   | g | 3-6    | 0-0    | 1-2    | 4   | 4        | 8   | 3   | 7   | 3   | 1  | 1  | 2 | 34  |     |     |     |
| 10  | Hailey Van Lith   | f | 3-10   | 1-4    | 0-0    | 0   | 3        | 3   | 1   | 7   | 1   | 1  | 0  | 1 | 39  |     |     |     |
| 14  | Kianna Smith      | g | 3-11   | 2-5    | 0-0    | 2   | 5        | 7   | 1   | 8   | 3   | 1  | 1  | 0 | 36  |     |     |     |
| 02  | Ahlana Smith      | f | 3-3    | 0-0    | 0-0    | 0   | 1        | 1   | 0   | 6   | 0   | 1  | 1  | 1 | 8   |     |     |     |
| 04  | Elizabeth Balogun | f | 0-2    | 0-1    | 0-0    | 0   | 2        | 2   | 1   | 0   | 0   | 0  | 0  | 0 | 8   |     |     |     |
| 11  | Norika Konno      | f | 2-2    | 1-1    | 0-0    | 0   | 0        | 0   | 1   | 5   | 0   | 1  | 0  | 0 | 7   |     |     |     |
| 22  | Elizabeth Dixon   | f | 2-4    | 0-0    | 0-0    | 2   | 1        | 3   | 2   | 4   | 0   | 0  | 1  | 0 | 10  |     |     |     |
| Team  |                   |   |        |        |        | 0   | 3        | 3   |     |     |     |    |    |   |     |     |     |     |
| Totals  |                   |   | 26-64  | 10-19  | 1-4    | 11  | 26       | 37  | 17  | 63  | 11  | 10 | 3  | 5 | 200 |     |     |     |
| 1st - FG %: 9-18 50.0% 2nd: 7-13 53.8% 3rd: 5-19 26.3% 4th: 5-14 35.7% Game: 26-64 40.6% Deadball |                   |   |        |        |        |     |          |     |     |     |     |    |    |   |     |     |     |     |
| 3FG %: 3-5 60.0% 3FG %: 1-3 33.3% 3FG %: 0-0 0.0% 3FG %: 3-6 50.0% 10-19 52.6%                    |                   |   |        |        |        |     |          |     |     |     |     |    |    |   |     |     |     |     |
| FT %: 0-2 0.0% FT %: 0-2 0.0% FT %: 0-0 0.0% FT %: 0-0 0.0% 25.0% Rebounds                        |                   |   |        |        |        |     |          |     |     |     |     |    |    |   |     |     |     |     |

1st - FG %: 9-18 50.0% 2nd: 7-13 53.8% 3rd: 5-19 26.3% 4th: 5-14 35.7% Game: 26-64 40.6% Deadball  
 3FG %: 3-5 60.0% 3-5 60.0% 1-3 33.3% 3-6 50.0% 10-19 52.6%  
 FT %: 0-0 0.0% 0-2 0.0% 1-2 50.0% 0-0 0.0% 1-4 25.0%

**Stanford 78 • 29-2,19-2 Pac-12**

| #      | Player           | Total |       |      | 3-Ptr |     |     | Rebounds |   |    | PF | TP | A | TO | Blk | Stl | Min |
|--------|------------------|-------|-------|------|-------|-----|-----|----------|---|----|----|----|---|----|-----|-----|-----|
|        |                  | FG    | FGA   | FT   | FTA   | Off | Def | Tot      |   |    |    |    |   |    |     |     |     |
| 22     | Cameron Brink    | f     | 4-9   | 0-3  | 1-5   | 2   | 3   | 5        | 0 | 9  | 0  | 0  | 4 | 0  | 0   | 21  |     |
| 03     | Anna Wilson      | g     | 1-4   | 1-2  | 0-0   | 0   | 4   | 4        | 3 | 3  | 4  | 0  | 0 | 1  | 30  |     |     |
| 12     | Lexie Hull       | g     | 6-14  | 1-3  | 8-9   | 4   | 5   | 9        | 1 | 21 | 0  | 1  | 0 | 3  | 38  |     |     |
| 23     | Kiana Williams   | g     | 6-20  | 2-5  | 0-0   | 1   | 3   | 4        | 2 | 14 | 5  | 2  | 0 | 4  | 40  |     |     |
| 30     | Haley Jones      | g     | 5-10  | 0-1  | 0-0   | 2   | 8   | 10       | 0 | 10 | 2  | 2  | 1 | 0  | 38  |     |     |
| 05     | Francesca Belibi |       | 2-4   | 0-0  | 1-1   | 5   | 2   | 7        | 0 | 5  | 0  | 1  | 0 | 0  | 11  |     |     |
| 11     | Ashlen Prechtel  |       | 6-6   | 3-3  | 1-2   | 1   | 2   | 3        | 0 | 16 | 4  | 1  | 2 | 0  | 16  |     |     |
| 24     | Lacie Hull       |       | 0-1   | 0-0  | 0-0   | 1   | 0   | 1        | 0 | 0  | 0  | 0  | 0 | 0  | 3   |     |     |
| 33     | Hannah Jump      |       | 0-0   | 0-0  | 0-0   | 0   | 0   | 0        | 0 | 0  | 1  | 1  | 0 | 0  | 3   |     |     |
| Team   |                  |       |       |      |       | 1   | 1   | 2        |   |    |    | 1  |   |    |     |     |     |
| Totals |                  |       | 20-68 | 7-17 | 11-17 | 17  | 28  | 45       | 6 | 78 | 16 | 9  | 7 | 8  | 200 |     |     |

1st - FG %: 6-17 35.3% 2nd: 4-19 21.1% 3rd: 10-19 52.6% 4th: 10-13 76.9% Game: 30-68 44.1% Deadball  
 3FG %: 1-3 33.3% 0-6 0.0% 1-3 33.3% 5-5 100.0% 7-17 41.2%  
 FT %: 0-2 0.0% 5-6 83.3% 1-3 33.3% 5-6 83.3% 11-17 64.7%

Officials: Katie Lukanich,Michael Price,Cheryl Flores

Technical fouls: Louisville-None. Stanford-None.

Attendance: 1463

Elite Eight

2020-21 Women's Basketball. Round: 4. Louisville vs Stanford. Played at Alamodome

| Score by periods | 1st | 2nd | 3rd | 4th | Total |
|------------------|-----|-----|-----|-----|-------|
| Louisville       | 21  | 17  | 12  | 13  | 63    |
| Stanford         | 13  | 13  | 22  | 30  | 78    |

| Points | In    | Off | 2nd    | Fast  |
|--------|-------|-----|--------|-------|
| LOU    | Point | T/O | Chance | Break |
| LOU    | 24    | 6   | 8      | 13    |
| STAN   | 38    | 11  | 23     | 12    |
|        |       |     |        | 15    |
|        |       |     |        | 21    |

Last FG - LOU 4th-00:55, STAN 4th-01:08.

Largest lead - LOU by 14 3rd-07:07, STAN by 15 4th-01:08.

LOU led for 26:09. STAN led for 11:20. Game was tied for 02:31.

Score tied - 2 times.  
Lead changed - 7 times.

**THE STAT CREW SYSTEM**  
**Louisville Combined Team Statistics (as of Mar 31, 2021)**  
**Postseason**

| RECORD:        | OVERALL | HOME | AWAY | NEUTRAL |
|----------------|---------|------|------|---------|
| ALL GAMES      | 5-2     | 0-0  | 0-0  | 5-2     |
| CONFERENCE     | 0-0     | 0-0  | 0-0  | 0-0     |
| NON-CONFERENCE | 5-2     | 0-0  | 0-0  | 5-2     |

| # | Player | Total |     |     |     |    |     |     |     |      |      | 3-Point |    |    |    |    |    |    |    |    |    | F-Throw |    |    |    |    |    |    |    |    |    | Rebounds |    |    |    |    |    |    |    |    |    |    |    |    |    |    |    |    |    |    |    |    |    |    |    |    |    |    |    |    |    |    |    |    |    |    |    |    |    |    |    |    |    |    |    |    |    |    |    |    |    |    |    |    |    |    |    |    |    |    |    |    |    |    |    |    |    |    |    |    |    |    |    |    |    |    |    |    |    |    |    |    |    |    |    |    |    |    |    |    |    |    |    |    |    |    |    |    |    |    |    |    |    |    |    |    |    |    |    |    |    |    |    |    |    |    |    |    |    |    |    |    |    |    |    |    |    |    |    |    |    |    |    |    |    |    |    |    |    |    |    |    |    |    |    |    |    |    |    |    |    |    |    |    |    |    |    |    |    |    |    |    |    |    |    |    |    |    |    |    |    |    |    |    |    |    |    |    |    |    |    |    |    |    |    |    |    |    |    |    |    |    |    |    |    |    |    |    |    |    |    |    |    |    |    |    |    |    |    |    |    |    |    |    |    |    |    |    |    |    |    |    |    |    |    |    |    |    |    |    |    |    |    |    |    |    |    |    |    |    |    |    |    |    |    |    |    |    |    |    |    |    |    |    |    |    |    |    |    |    |    |    |    |    |    |    |    |    |    |    |    |    |    |    |    |    |    |    |    |    |    |    |    |    |    |    |    |    |    |    |    |    |    |    |    |    |    |    |    |    |    |    |    |    |    |    |    |    |    |    |    |    |    |    |    |    |    |    |    |    |    |    |    |    |    |    |    |    |    |    |    |    |    |    |    |    |    |    |    |    |    |    |    |    |    |    |    |    |    |    |    |    |    |    |    |    |    |    |    |    |    |    |    |    |    |    |    |    |    |    |    |    |    |    |    |    |    |    |    |    |    |    |    |    |    |    |    |    |    |    |    |    |    |    |    |    |    |    |    |    |    |    |    |    |    |    |    |    |    |    |    |    |    |    |    |    |    |    |    |    |    |    |    |    |    |    |    |    |    |    |    |    |    |    |    |    |    |    |    |    |    |    |    |    |    |    |    |    |    |    |    |    |    |    |    |    |    |    |    |    |    |    |    |    |    |    |    |    |    |    |    |    |    |    |    |    |    |    |    |    |    |    |    |    |    |    |    |    |    |    |    |    |    |    |    |    |    |    |    |    |    |    |    |    |    |    |    |    |    |    |    |    |    |    |    |    |    |    |    |    |    |    |    |    |    |    |    |    |    |    |    |    |    |    |    |    |    |    |    |    |    |    |    |    |    |    |    |    |    |    |    |    |    |    |    |    |    |    |    |    |    |    |    |    |    |    |    |    |    |    |    |    |    |    |    |    |    |    |    |    |    |    |    |    |    |    |    |    |    |    |    |    |    |    |    |    |    |    |    |    |    |    |    |    |    |    |    |    |    |    |    |    |    |    |    |    |    |    |    |    |    |    |    |    |    |    |    |    |    |    |    |    |    |    |    |    |    |    |    |    |    |    |    |    |    |    |    |    |    |    |    |    |    |    |    |    |    |    |    |    |    |    |    |    |    |    |    |    |    |    |    |    |    |    |    |    |    |    |    |    |    |    |    |    |    |    |    |    |    |    |    |    |    |    |    |    |    |    |    |    |    |    |    |    |    |    |    |    |    |    |    |    |    |    |    |    |    |    |    |    |    |    |    |    |    |    |    |    |    |    |    |    |    |    |    |    |    |    |    |    |    |    |    |    |    |    |    |    |    |    |    |    |    |    |    |    |    |    |    |    |    |    |    |    |    |    |    |    |    |    |    |    |    |    |    |    |    |    |    |    |    |    |    |    |    |    |    |    |    |    |    |    |    |    |    |    |    |    |    |    |    |    |    |    |    |    |    |    |    |    |    |    |    |    |    |    |    |    |    |    |    |    |    |    |    |    |    |    |    |    |    |    |    |    |    |    |    |    |    |    |    |    |    |    |    |    |    |    |    |    |    |    |    |    |    |    |    |    |    |    |    |    |    |    |    |    |    |    |    |    |    |    |    |    |    |    |    |    |    |    |    |    |    |    |    |    |    |    |    |    |    |    |    |    |    |    |    |    |    |    |    |    |    |    |    |    |    |    |    |    |    |    |    |    |    |    |    |    |    |    |    |    |    |    |    |    |    |    |    |    |    |    |    |    |    |    |    |    |    |    |    |    |    |    |    |    |    |    |    |    |    |    |    |    |    |    |    |    |    |    |    |    |    |    |    |    |    |    |    |    |    |    |    |    |    |    |    |    |    |    |    |    |    |    |    |    |    |    |    |    |    |    |    |    |    |    |    |    |    |    |    |    |    |    |    |    |    |    |    |    |    |    |    |    |    |    |    |    |    |    |    |    |    |    |    |    |    |    |    |    |    |    |    |    |    |    |    |    |    |    |    |    |    |    |    |    |    |    |    |    |    |    |    |    |    |    |    |    |    |    |    |    |    |    |    |    |    |    |    |    |    |    |    |    |    |    |    |    |    |    |    |    |    |    |    |    |    |    |    |    |    |    |    |    |    |    |    |    |    |    |    |    |    |    |    |    |    |    |    |    |    |    |    |    |    |    |    |    |    |    |    |    |    |    |    |    |    |    |    |    |    |    |    |    |    |    |    |    |    |    |    |    |    |    |    |    |    |    |    |    |    |    |    |    |    |    |    |    |    |    |    |    |    |    |    |    |    |    |    |    |    |    |    |    |    |    |    |    |    |    |    |    |    |    |    |    |    |    |    |
|---|--------|-------|-----|-----|-----|----|-----|-----|-----|------|------|---------|----|----|----|----|----|----|----|----|----|---------|----|----|----|----|----|----|----|----|----|----------|----|----|----|----|----|----|----|----|----|----|----|----|----|----|----|----|----|----|----|----|----|----|----|----|----|----|----|----|----|----|----|----|----|----|----|----|----|----|----|----|----|----|----|----|----|----|----|----|----|----|----|----|----|----|----|----|----|----|----|----|----|----|----|----|----|----|----|----|----|----|----|----|----|----|----|----|----|----|----|----|----|----|----|----|----|----|----|----|----|----|----|----|----|----|----|----|----|----|----|----|----|----|----|----|----|----|----|----|----|----|----|----|----|----|----|----|----|----|----|----|----|----|----|----|----|----|----|----|----|----|----|----|----|----|----|----|----|----|----|----|----|----|----|----|----|----|----|----|----|----|----|----|----|----|----|----|----|----|----|----|----|----|----|----|----|----|----|----|----|----|----|----|----|----|----|----|----|----|----|----|----|----|----|----|----|----|----|----|----|----|----|----|----|----|----|----|----|----|----|----|----|----|----|----|----|----|----|----|----|----|----|----|----|----|----|----|----|----|----|----|----|----|----|----|----|----|----|----|----|----|----|----|----|----|----|----|----|----|----|----|----|----|----|----|----|----|----|----|----|----|----|----|----|----|----|----|----|----|----|----|----|----|----|----|----|----|----|----|----|----|----|----|----|----|----|----|----|----|----|----|----|----|----|----|----|----|----|----|----|----|----|----|----|----|----|----|----|----|----|----|----|----|----|----|----|----|----|----|----|----|----|----|----|----|----|----|----|----|----|----|----|----|----|----|----|----|----|----|----|----|----|----|----|----|----|----|----|----|----|----|----|----|----|----|----|----|----|----|----|----|----|----|----|----|----|----|----|----|----|----|----|----|----|----|----|----|----|----|----|----|----|----|----|----|----|----|----|----|----|----|----|----|----|----|----|----|----|----|----|----|----|----|----|----|----|----|----|----|----|----|----|----|----|----|----|----|----|----|----|----|----|----|----|----|----|----|----|----|----|----|----|----|----|----|----|----|----|----|----|----|----|----|----|----|----|----|----|----|----|----|----|----|----|----|----|----|----|----|----|----|----|----|----|----|----|----|----|----|----|----|----|----|----|----|----|----|----|----|----|----|----|----|----|----|----|----|----|----|----|----|----|----|----|----|----|----|----|----|----|----|----|----|----|----|----|----|----|----|----|----|----|----|----|----|----|----|----|----|----|----|----|----|----|----|----|----|----|----|----|----|----|----|----|----|----|----|----|----|----|----|----|----|----|----|----|----|----|----|----|----|----|----|----|----|----|----|----|----|----|----|----|----|----|----|----|----|----|----|----|----|----|----|----|----|----|----|----|----|----|----|----|----|----|----|----|----|----|----|----|----|----|----|----|----|----|----|----|----|----|----|----|----|----|----|----|----|----|----|----|----|----|----|----|----|----|----|----|----|----|----|----|----|----|----|----|----|----|----|----|----|----|----|----|----|----|----|----|----|----|----|----|----|----|----|----|----|----|----|----|----|----|----|----|----|----|----|----|----|----|----|----|----|----|----|----|----|----|----|----|----|----|----|----|----|----|----|----|----|----|----|----|----|----|----|----|----|----|----|----|----|----|----|----|----|----|----|----|----|----|----|----|----|----|----|----|----|----|----|----|----|----|----|----|----|----|----|----|----|----|----|----|----|----|----|----|----|----|----|----|----|----|----|----|----|----|----|----|----|----|----|----|----|----|----|----|----|----|----|----|----|----|----|----|----|----|----|----|----|----|----|----|----|----|----|----|----|----|----|----|----|----|----|----|----|----|----|----|----|----|----|----|----|----|----|----|----|----|----|----|----|----|----|----|----|----|----|----|----|----|----|----|----|----|----|----|----|----|----|----|----|----|----|----|----|----|----|----|----|----|----|----|----|----|----|----|----|----|----|----|----|----|----|----|----|----|----|----|----|----|----|----|----|----|----|----|----|----|----|----|----|----|----|----|----|----|----|----|----|----|----|----|----|----|----|----|----|----|----|----|----|----|----|----|----|----|----|----|----|----|----|----|----|----|----|----|----|----|----|----|----|----|----|----|----|----|----|----|----|----|----|----|----|----|----|----|----|----|----|----|----|----|----|----|----|----|----|----|----|----|----|----|----|----|----|----|----|----|----|----|----|----|----|----|----|----|----|----|----|----|----|----|----|----|----|----|----|----|----|----|----|----|----|----|----|----|----|----|----|----|----|----|----|----|----|----|----|----|----|----|----|----|----|----|----|----|----|----|----|----|----|----|----|----|----|----|----|----|----|----|----|----|----|----|----|----|----|----|----|----|----|----|----|----|----|----|----|----|----|----|----|----|----|----|----|----|----|----|----|----|----|----|----|----|----|----|----|----|----|----|----|----|----|----|----|----|----|----|----|----|----|----|----|----|----|----|----|----|----|----|----|----|----|----|----|----|----|----|----|----|----|----|----|----|----|----|----|----|----|----|----|----|----|----|----|----|----|----|----|----|----|----|----|----|----|----|----|----|----|----|----|----|----|----|----|----|----|----|----|----|----|----|----|----|----|----|----|----|----|----|----|----|----|----|----|----|----|----|----|----|----|----|----|----|----|----|----|----|----|----|----|----|----|----|----|----|----|----|----|----|----|----|----|----|----|----|----|----|----|----|----|----|----|----|----|----|----|----|----|----|----|----|----|----|----|----|----|----|----|----|----|----|----|----|----|----|----|----|----|----|----|----|----|----|----|----|----|----|----|----|----|----|----|----|----|----|----|----|
|   |        | gp    | avg | min | avg | fg | fga | fg% | 3fg | 3fga | 3fg% | f       | f% | f% | f% | f% | f% | f% | f% | f% | f% | f%      | f% | f% | f% | f% | f% | f% | f% | f% | f% | f%       | f% | f% | f% | f% | f% | f% | f% | f% | f% | f% | f% | f% | f% | f% | f% | f% | f% | f% | f% | f% | f% | f% | f% | f% | f% | f% | f% | f% | f% | f% | f% | f% | f% | f% | f% | f% | f% | f% | f% | f% | f% | f% | f% | f% | f% | f% | f% | f% | f% | f% | f% | f% | f% | f% | f% | f% | f% | f% | f% | f% | f% | f% | f% | f% | f% | f% | f% | f% | f% | f% | f% | f% | f% | f% | f% | f% | f% | f% | f% | f% | f% | f% | f% | f% | f% | f% | f% | f% | f% | f% | f% | f% | f% | f% | f% | f% | f% | f% | f% | f% | f% | f% | f% | f% | f% | f% | f% | f% | f% | f% | f% | f% | f% | f% | f% | f% | f% | f% | f% | f% | f% | f% | f% | f% | f% | f% | f% | f% | f% | f% | f% | f% | f% | f% | f% | f% | f% | f% | f% | f% | f% | f% | f% | f% | f% | f% | f% | f% | f% | f% | f% | f% | f% | f% | f% | f% | f% | f% | f% | f% | f% | f% | f% | f% | f% | f% | f% | f% | f% | f% | f% | f% | f% | f% | f% | f% | f% | f% | f% | f% | f% | f% | f% | f% | f% | f% | f% | f% | f% | f% | f% | f% | f% | f% | f% | f% | f% | f% | f% | f% | f% | f% | f% | f% | f% | f% | f% | f% | f% | f% | f% | f% | f% | f% | f% | f% | f% | f% | f% | f% | f% | f% | f% | f% | f% | f% | f% | f% | f% | f% | f% | f% | f% | f% | f% | f% | f% | f% | f% | f% | f% | f% | f% | f% | f% | f% | f% | f% | f% | f% | f% | f% | f% | f% | f% | f% | f% | f% | f% | f% | f% | f% | f% | f% | f% | f% | f% | f% | f% | f% | f% | f% | f% | f% | f% | f% | f% | f% | f% | f% | f% | f% | f% | f% | f% | f% | f% | f% | f% | f% | f% | f% | f% | f% | f% | f% | f% | f% | f% | f% | f% | f% | f% | f% | f% | f% | f% | f% | f% | f% | f% | f% | f% | f% | f% | f% | f% | f% | f% | f% | f% | f% | f% | f% | f% | f% | f% | f% | f% | f% | f% | f% | f% | f% | f% | f% | f% | f% | f% | f% | f% | f% | f% | f% | f% | f% | f% | f% | f% | f% | f% | f% | f% | f% | f% | f% | f% | f% | f% | f% | f% | f% | f% | f% | f% | f% | f% | f% | f% | f% | f% | f% | f% | f% | f% | f% | f% | f% | f% | f% | f% | f% | f% | f% | f% | f% | f% | f% | f% | f% | f% | f% | f% | f% | f% | f% | f% | f% | f% | f% | f% | f% | f% | f% | f% | f% | f% | f% | f% | f% | f% | f% | f% | f% | f% | f% | f% | f% | f% | f% | f% | f% | f% | f% | f% | f% | f% | f% | f% | f% | f% | f% | f% | f% | f% | f% | f% | f% | f% | f% | f% | f% | f% | f% | f% | f% | f% | f% | f% | f% | f% | f% | f% | f% | f% | f% | f% | f% | f% | f% | f% | f% | f% | f% | f% | f% | f% | f% | f% | f% | f% | f% | f% | f% | f% | f% | f% | f% | f% | f% | f% | f% | f% | f% | f% | f% | f% | f% | f% | f% | f% | f% | f% | f% | f% | f% | f% | f% | f% | f% | f% | f% | f% | f% | f% | f% | f% | f% | f% | f% | f% | f% | f% | f% | f% | f% | f% | f% | f% | f% | f% | f% | f% | f% | f% | f% | f% | f% | f% | f% | f% | f% | f% | f% | f% | f% | f% | f% | f% | f% | f% | f% | f% | f% | f% | f% | f% | f% | f% | f% | f% | f% | f% | f% | f% | f% | f% | f% | f% | f% | f% | f% | f% | f% | f% | f% | f% | f% | f% | f% | f% | f% | f% | f% | f% | f% | f% | f% | f% | f% | f% | f% | f% | f% | f% | f% | f% | f% | f% | f% | f% | f% | f% | f% | f% | f% | f% | f% | f% | f% | f% | f% | f% | f% | f% | f% | f% | f% | f% | f% | f% | f% | f% | f% | f% | f% | f% | f% | f% | f% | f% | f% | f% | f% | f% | f% | f% | f% | f% | f% | f% | f% | f% | f% | f% | f% | f% | f% | f% | f% | f% | f% | f% | f% | f% | f% | f% | f% | f% | f% | f% | f% | f% | f% | f% | f% | f% | f% | f% | f% | f% | f% | f% | f% | f% | f% | f% | f% | f% | f% | f% | f% | f% | f% | f% | f% | f% | f% | f% | f% | f% | f% | f% | f% | f% | f% | f% | f% | f% | f% | f% | f% | f% | f% | f% | f% | f% | f% | f% | f% | f% | f% | f% | f% | f% | f% | f% | f% | f% | f% | f% | f% | f% | f% | f% | f% | f% | f% | f% | f% | f% | f% | f% | f% | f% | f% | f% | f% | f% | f% | f% | f% | f% | f% | f% | f% | f% | f% | f% | f% | f% | f% | f% | f% | f% | f% | f% | f% | f% | f% | f% | f% | f% | f% | f% | f% | f% | f% | f% | f% | f% | f% | f% | f% | f% | f% | f% | f% | f% | f% | f% | f% | f% | f% | f% | f% | f% | f% | f% | f% | f% | f% | f% | f% | f% | f% | f% | f% | f% | f% | f% | f% | f% | f% | f% | f% | f% | f% | f% | f% | f% | f% | f% | f% | f% | f% | f% | f% | f% | f% | f% | f% | f% | f% | f% | f% | f% | f% | f% | f% | f% | f% | f% | f% | f% | f% | f% | f% | f% | f% | f% | f% | f% | f% | f% | f% | f% | f% | f% | f% | f% | f% | f% | f% | f% | f% | f% | f% | f% | f% | f% | f% | f% | f% | f% | f% | f% | f% | f% | f% | f% | f% | f% | f% | f% | f% | f% | f% | f% | f% | f% | f% | f% | f% | f% | f% | f% | f% | f% | f% | f% | f% | f% | f% | f% | f% | f% | f% | f% | f% | f% | f% | f% | f% | f% | f% | f% | f% | f% | f% | f% | f% | f% | f% | f% | f% | f% | f% | f% | f% | f% | f% | f% | f% | f% | f% | f% | f% | f% | f% | f% | f% | f% | f% | f% | f% | f% | f% | f% | f% | f% | f% | f% | f% | f% | f% | f% | f% | f% | f% | f% | f% | f% | f% | f% | f% | f% | f% | f% | f% | f% | f% | f% | f% | f% | f% | f% | f% | f% | f% | f% | f% | f% | f% | f% | f% | f% | f% | f% | f% | f% | f% | f% | f% | f% | f% | f% | f% | f% | f% | f% | f% | f% | f% | f% | f% | f% | f% | f% | f% | f% | f% | f% | f% | f% | f% | f% | f% | f% | f% | f% | f% | f% | f% | f% | f% | f% | f% | f% | f% | f% | f% | f% | f% | f% | f% | f% | f% | f% | f% | f% | f% | f% | f% | f% | f% | f% | f% | f% | f% | f% | f% | f% | f% | f% | f% | f% | f% | f% | f% | f% | f% | f% | f% | f% | f% | f% | f% | f% | f% | f% | f% | f% | f% | f% | f% | f% | f% | f% | f% | f% | f% | f% | f% | f% | f% | f% | f% | f% | f% | f% | f% | f% | f% | f% | f% | f% | f% | f% | f% | f% | f% | f% | f% | f% | f% | f% | f% | f% | f% | f% | f% | f% | f% | f% | f% | f% | f% | f% | f% | f% | f% | f% | f% | f% | f% | f% | f% | f% | f% | f% | f% | f% | f% | f% | f% | f% | f% | f% | f% | f% | f% | f% | f% | f% | f% | f% | f% | f% | f% | f% | f% | f% | f% | f% | f% | f% | f% | f% | f% | f% | f% | f% | f% | f% | f% | f% | f% | f% | f% | f% | f% | f% | f% | f% | f% | f% | f% | f% | f% | f% | f% | f% | f% | f% | f% | f% | f% | f% | f% | f% | f% | f% | f% | f% | f% | f% | f% | f% | f% | f% | f% | f% | f% | f% | f% | f% |

## 2020-21 Louisville Cardinals - Photo Roster



**0 Ramani Parker**  
(rah-mah-nee)  
F | 6-4 | R-Fr.  
Fresno, Calif.  
(Montverde Academy)



**1 Dana Evans**  
G | 5-6 | Sr.  
Gary, Ind.  
(West Side)



**2 Ahlana Smith**  
(a-LAWN-uh)  
G | 5-9 | Jr.  
Charlotte, N.C.  
(Gulf Coast State)



**3 Malea Williams**  
(mah-LAY-uh)  
F | 6-4 | Fr.  
Georgetown, Ky.  
(Scott County)



**4 Elizabeth Balogun**  
(BAL-uh-GOON)  
G | 6-1 | Jr.  
Chattanooga, Tenn.  
(Georgia Tech)



**5 Mykasa Robinson**  
(mah-casa)  
G | 5-7 | Jr.  
Ashland, Ky.  
(Ashland Blazer)



**10 Hailey Van Lith**  
(LITH)  
G | 5-7 | Fr.  
Wenatchee, Wash.  
(Cashmere)



**11 Norika Konno**  
(NO-rika Koh-NO)  
G | 5-10 | So.  
Sendai, Japan  
(Seiwa)



**13 Merissah Russell**  
(Muh-riss-UH)  
G | 5-11 | Fr.  
Ottawa, Ontario  
(Cairine Wilson)



**14 Kianna Smith**  
(KEY-awna)  
G | 6-0 | R-Jr.  
Moreno Valley, Calif.  
(California)



**22 Elizabeth Dixon**  
F | 6-5 | Jr.  
Memphis, Tenn.  
(Georgia Tech)



**44 Olivia Cochran**  
F | 6-3 | Fr.  
Columbus, Ga.  
(Carver)

## Coaching Staff



**Jeff Walz**  
Head Coach  
(Walls)



**Stephanie Norman**  
Associate Head Coach



**Sam Purcell**  
Associate Coach



**Jonneshia Pineda**  
Assistant Coach  
(JO-nee-SHA PIN-ay-duh)



**Kate Tucker**  
Director of Operations



**THE STAT CREW SYSTEM**  
**Louisville Combined Team Statistics (as of Mar 31, 2021)**  
**NCAA Tournament**

| <b>RECORD:</b> | <b>OVERALL</b> | <b>HOME</b> | <b>AWAY</b> | <b>NEUTRAL</b> |
|----------------|----------------|-------------|-------------|----------------|
| ALL GAMES      | 3-1            | 0-0         | 0-0         | 3-1            |
| CONFERENCE     | 0-0            | 0-0         | 0-0         | 0-0            |
| NON-CONFERENCE | 3-1            | 0-0         | 0-0         | 3-1            |

| #  | Player            | gp-gs | min | avg  | Total  |       | 3-Point |       | F-Throw |       | Rebounds |     |     |      |    |    |    |    |     |     |     |      |
|----|-------------------|-------|-----|------|--------|-------|---------|-------|---------|-------|----------|-----|-----|------|----|----|----|----|-----|-----|-----|------|
|    |                   |       |     |      | fg-fga | fg%   | 3fg-fga | 3fg%  | ft-fa   | ft%   | off      | def | tot | avg  | pf | dq | a  | to | blk | stl | pts | avg  |
| 01 | Dana Evans        | 4-4   | 136 | 34.0 | 31-74  | .419  | 12-34   | .353  | 8-14    | .571  | 1        | 8   | 9   | 2.3  | 11 | 0  | 7  | 9  | 0   | 4   | 82  | 20.5 |
| 10 | Hailey Van Lith   | 4-4   | 127 | 31.8 | 18-34  | .529  | 5-14    | .357  | 4-4     | 1.000 | 2        | 9   | 11  | 2.8  | 5  | 0  | 7  | 8  | 1   | 5   | 45  | 11.3 |
| 14 | Kianna Smith      | 4-4   | 123 | 30.8 | 16-38  | .421  | 8-17    | .471  | 4-4     | 1.000 | 6        | 17  | 23  | 5.8  | 6  | 0  | 8  | 6  | 1   | 1   | 44  | 11.0 |
| 05 | Mykasa Robinson   | 4-4   | 107 | 26.8 | 8-18   | .444  | 0-0     | .000  | 4-5     | .800  | 12       | 19  | 31  | 7.8  | 7  | 0  | 9  | 4  | 3   | 6   | 20  | 5.0  |
| 44 | Olivia Cochran    | 4-4   | 86  | 21.5 | 6-27   | .222  | 0-1     | .000  | 7-9     | .778  | 11       | 22  | 33  | 8.3  | 6  | 0  | 4  | 7  | 2   | 0   | 19  | 4.8  |
| 02 | Ahlana Smith      | 4-0   | 43  | 10.8 | 6-9    | .667  | 1-2     | .500  | 0-0     | .000  | 1        | 4   | 5   | 1.3  | 3  | 0  | 2  | 2  | 0   | 2   | 13  | 3.3  |
| 22 | Elizabeth Dixon   | 4-0   | 56  | 14.0 | 6-18   | .333  | 0-0     | .000  | 0-0     | .000  | 5        | 10  | 15  | 3.8  | 10 | 0  | 2  | 2  | 4   | 1   | 12  | 3.0  |
| 11 | Norika Konno      | 4-0   | 49  | 12.3 | 4-10   | .400  | 2-6     | .333  | 2-2     | 1.000 | 2        | 3   | 5   | 1.3  | 6  | 0  | 3  | 5  | 0   | 6   | 12  | 3.0  |
| 03 | Malea Williams    | 2-0   | 5   | 2.5  | 2-2    | 1.000 | 1-1     | 1.000 | 0-0     | .000  | 0        | 0   | 0   | 0.0  | 1  | 0  | 0  | 1  | 1   | 0   | 5   | 2.5  |
| 04 | Elizabeth Balogun | 4-0   | 54  | 13.5 | 2-13   | .154  | 1-7     | .143  | 2-2     | 1.000 | 0        | 12  | 12  | 3.0  | 5  | 0  | 5  | 4  | 6   | 1   | 7   | 1.8  |
| 13 | Merissah Russell  | 2-0   | 8   | 4.0  | 0-0    | .000  | 0-0     | .000  | 0-0     | .000  | 1        | 2   | 3   | 1.5  | 0  | 0  | 0  | 1  | 0   | 0   | 0   | 0.0  |
| 00 | Ramani Parker     | 1-0   | 6   | 6.0  | 0-0    | .000  | 0-0     | .000  | 0-0     | .000  | 0        | 1   | 1   | 1.0  | 1  | 0  | 0  | 0  | 0   | 0   | 0   | 0.0  |
|    | Team              |       |     |      |        |       |         |       |         |       | 3        | 5   | 8   |      |    |    |    |    |     |     |     |      |
|    | Total.....        | 4     | 800 |      | 99-243 | .407  | 30-82   | .366  | 31-40   | .775  | 44       | 112 | 156 | 39.0 | 61 | 0  | 47 | 49 | 18  | 26  | 259 | 64.8 |
|    | Opponents.....    | 4     | 800 |      | 81-241 | .336  | 20-69   | .290  | 34-55   | .618  | 57       | 103 | 160 | 40.0 | 44 | 0  | 49 | 56 | 22  | 26  | 216 | 54.0 |

| TEAM STATISTICS        | LOU    | OPP    | Date                | Opponent        | Score   | Att. |
|------------------------|--------|--------|---------------------|-----------------|---------|------|
| SCORING                | 259    | 216    | 03/22/21            | vs Marist       | w 74-43 | 0    |
| Points per game        | 64.8   | 54.0   | 03/24/21            | vs Northwestern | w 62-53 | 0    |
| Scoring margin         | +10.8  | -      | 03/28/21            | vs Oregon       | w 60-42 | 0    |
| FIELD GOALS-ATT        | 99-243 | 81-241 | 03/30/21            | vs Stanford     | L 63-78 | 1463 |
| Field goal pct         | .407   | .336   | * = Conference game |                 |         |      |
| 3 POINT FG-ATT         | 30-82  | 20-69  |                     |                 |         |      |
| 3-point FG pct         | .366   | .290   |                     |                 |         |      |
| 3-pt FG made per game  | 7.5    | 5.0    |                     |                 |         |      |
| FREE THROWS-ATT        | 31-40  | 34-55  |                     |                 |         |      |
| Free throw pct         | .775   | .618   |                     |                 |         |      |
| F-Throws made per game | 7.8    | 8.5    |                     |                 |         |      |
| REBOUNDS               | 156    | 160    |                     |                 |         |      |
| Rebounds per game      | 39.0   | 40.0   |                     |                 |         |      |
| Rebounding margin      | -1.0   | -      |                     |                 |         |      |
| ASSISTS                | 47     | 49     |                     |                 |         |      |
| Assists per game       | 11.8   | 12.3   |                     |                 |         |      |
| TURNOVERS              | 49     | 56     |                     |                 |         |      |
| Turnovers per game     | 12.3   | 14.0   |                     |                 |         |      |
| Turnover margin        | +1.8   | -      |                     |                 |         |      |
| Assist/turnover ratio  | 1.0    | 0.9    |                     |                 |         |      |
| STEALS                 | 26     | 26     |                     |                 |         |      |
| Steals per game        | 6.5    | 6.5    |                     |                 |         |      |
| BLOCKS                 | 18     | 22     |                     |                 |         |      |
| Blocks per game        | 4.5    | 5.5    |                     |                 |         |      |
| ATTENDANCE             | 0      | 1463   |                     |                 |         |      |
| Home games-Avg/Game    | 0-0    | 0-0    |                     |                 |         |      |
| Neutral site-Avg/Game  | -      | 4-366  |                     |                 |         |      |

| Score by Periods | 1st | 2nd | 3rd | 4th | Totals |
|------------------|-----|-----|-----|-----|--------|
| Louisville       | 53  | 63  | 72  | 71  | 259    |
| Opponents        | 61  | 35  | 58  | 62  | 216    |



**THE STAT CREW SYSTEM**  
**Louisville Combined Team Statistics (as of Mar 31, 2**  
**All games**



| <b>RECORD:</b> | <b>OVERALL</b> | <b>HOME</b> | <b>AWAY</b> | <b>NEUTRAL</b> |
|----------------|----------------|-------------|-------------|----------------|
| ALL GAMES      | 26-4           | 13-1        | 7-1         | 6-2            |
| CONFERENCE     | 14-2           | 8-1         | 6-1         | 0-0            |
| NON-CONFERENCE | 12-2           | 5-0         | 1-0         | 6-2            |

| #              | Player            | gp-gs | min  | avg  | Total    |      | 3-Point |      | F-Throw |       | Rebounds |     |      |      | pf  | dq | a   | to  | blk | stl | pts  | avg  |
|----------------|-------------------|-------|------|------|----------|------|---------|------|---------|-------|----------|-----|------|------|-----|----|-----|-----|-----|-----|------|------|
|                |                   |       |      |      | fg-fga   | fg%  | 3fg-fga | 3fg% | ft-fga  | ft%   | off      | def | tot  | avg  |     |    |     |     |     |     |      |      |
| 01             | Dana Evans        | 30-30 | 986  | 32.9 | 221-514  | .430 | 71-201  | .353 | 89-102  | .873  | 7        | 73  | 80   | 2.7  | 52  | 0  | 117 | 64  | 2   | 38  | 602  | 20.1 |
| 14             | Kianna Smith      | 28-20 | 777  | 27.8 | 124-279  | .444 | 55-145  | .379 | 16-20   | .800  | 27       | 81  | 108  | 3.9  | 55  | 2  | 61  | 31  | 10  | 25  | 319  | 11.4 |
| 10             | Hailey Van Lith   | 30-30 | 905  | 30.2 | 121-282  | .429 | 49-128  | .383 | 44-53   | .830  | 37       | 118 | 155  | 5.2  | 57  | 0  | 63  | 52  | 7   | 36  | 335  | 11.2 |
| 44             | Olivia Cochran    | 29-25 | 607  | 20.9 | 111-204  | .544 | 1-7     | .143 | 63-81   | .778  | 60       | 140 | 200  | 6.9  | 64  | 0  | 20  | 48  | 24  | 12  | 286  | 9.9  |
| 22             | Elizabeth Dixon   | 30-7  | 558  | 18.6 | 97-172   | .564 | 0-0     | .000 | 35-47   | .745  | 68       | 94  | 162  | 5.4  | 61  | 0  | 13  | 29  | 34  | 12  | 229  | 7.6  |
| 04             | Elizabeth Balogun | 29-16 | 567  | 19.6 | 60-139   | .432 | 24-75   | .320 | 24-30   | .800  | 28       | 81  | 109  | 3.8  | 54  | 1  | 48  | 37  | 43  | 27  | 168  | 5.8  |
| 11             | Norika Konno      | 30-0  | 364  | 12.1 | 38-79    | .481 | 13-37   | .351 | 12-15   | .800  | 19       | 22  | 41   | 1.4  | 27  | 0  | 27  | 26  | 7   | 17  | 101  | 3.4  |
| 02             | Ahlana Smith      | 27-5  | 285  | 10.6 | 31-68    | .456 | 7-24    | .292 | 6-11    | .545  | 9        | 16  | 25   | 0.9  | 24  | 0  | 18  | 15  | 4   | 16  | 75   | 2.8  |
| 00             | Ramani Parker     | 17-0  | 118  | 6.9  | 19-29    | .655 | 0-1     | .000 | 8-12    | .667  | 11       | 27  | 38   | 2.2  | 19  | 0  | 1   | 10  | 5   | 1   | 46   | 2.7  |
| 05             | Mykasa Robinson   | 30-17 | 626  | 20.9 | 33-79    | .418 | 0-1     | .000 | 11-18   | .611  | 48       | 84  | 132  | 4.4  | 61  | 0  | 66  | 26  | 5   | 35  | 77   | 2.6  |
| 31             | Nyah Green        | 5-0   | 52   | 10.4 | 5-19     | .263 | 1-6     | .167 | 0-0     | .000  | 5        | 5   | 10   | 2.0  | 8   | 0  | 1   | 2   | 0   | 0   | 11   | 2.2  |
| 13             | Merissah Russell  | 20-0  | 135  | 6.8  | 16-36    | .444 | 1-6     | .167 | 10-15   | .667  | 15       | 29  | 44   | 2.2  | 18  | 0  | 8   | 10  | 1   | 4   | 43   | 2.2  |
| 03             | Malea Williams    | 8-0   | 20   | 2.5  | 4-7      | .571 | 2-3     | .667 | 2-2     | 1.000 | 0        | 5   | 5    | 0.6  | 2   | 0  | 0   | 2   | 2   | 0   | 12   | 1.5  |
| Team           |                   |       |      |      |          |      |         |      |         |       | 21       | 51  | 72   |      |     |    | 8   |     |     |     |      |      |
| Total.....     |                   | 30    | 6000 |      | 880-1907 | .461 | 224-634 | .353 | 320-406 | .788  | 355      | 826 | 1181 | 39.4 | 502 | 3  | 443 | 360 | 144 | 223 | 2304 | 76.8 |
| Opponents..... |                   | 30    | 6000 |      | 661-1785 | .370 | 143-518 | .276 | 357-511 | .699  | 371      | 706 | 1077 | 35.9 | 451 | 5  | 335 | 463 | 77  | 159 | 1822 | 60.7 |

| TEAM STATISTICS        |  |  | LOU      | OPP      | Date       | Opponent              | Score    | Att.                               |
|------------------------|--|--|----------|----------|------------|-----------------------|----------|------------------------------------|
| SCORING                |  |  | 2304     | 1822     | 11-25-20   | at Southeast Missouri | w 74-53  | 475                                |
| Points per game        |  |  | 76.8     | 60.7     | 11/29/20   | EASTERN KY.           | w 101-58 | 2614                               |
| Scoring margin         |  |  | +16.1    | -        | 12/04/20   | vs DePaul             | w 116-75 | 0                                  |
| FIELD GOALS-ATT        |  |  | 880-1907 | 661-1785 | 12/06/20   | UT MARTIN             | w 85-67  | 2709                               |
| Field goal pct         |  |  | .461     | .370     | * 12/09/20 | at Duke               | w 73-49  | 0                                  |
| 3 POINT FG-ATT         |  |  | 224-634  | 143-518  | 01/01/21   | NORTHERN KY.          | w 74-64  | 0                                  |
| 3-point FG pct         |  |  | .353     | .276     | 01/02/21   | BELLARMINE            | w 97-46  | 2718                               |
| 3-pt FG made per game  |  |  | 7.5      | 4.8      | 01/05/21   | UT MARTIN             | w 96-61  | 2754                               |
| FREE THROWS-ATT        |  |  | 320-406  | 357-511  | * 01/07/21 | at Virginia Tech      | w 71-67  | 250                                |
| Free throw pct         |  |  | .788     | .699     | * 01/10/21 | CLEMSON               | w 70-45  | 2734                               |
| F-Throws made per game |  |  | 10.7     | 11.9     | * 01/14/21 | BOSTON COLLEGE        | w 89-70  | 2604                               |
| REBOUNDS               |  |  | 1181     | 1077     | * 01/17/21 | FLORIDA ST.           | w 84-56  | 2804                               |
| Rebounds per game      |  |  | 39.4     | 35.9     | * 01/21/21 | SYRACUSE              | w 67-54  | 2643                               |
| Rebounding margin      |  |  | +3.5     | -        | * 01/24/21 | at Wake Forest        | w 65-63  | 0                                  |
| ASSISTS                |  |  | 443      | 335      | * 01/26/21 | MIAMI (FL)            | w 79-76  | 2653                               |
| Assists per game       |  |  | 14.8     | 11.2     | * 01/28/21 | NORTH CAROLINA        | w 79-68  | 2748                               |
| TURNOVERS              |  |  | 360      | 463      | * 02/01/21 | NC STATE              | L 60-74  | 3201                               |
| Turnovers per game     |  |  | 12.0     | 15.4     | * 02/04/21 | at Boston College     | w 97-68  | 0                                  |
| Turnover margin        |  |  | +3.4     | -        | * 02/07/21 | NOTRE DAME            | w 71-65  | 2912                               |
| Assist/turnover ratio  |  |  | 1.2      | 0.7      | * 02/11/21 | GEORGIA TECH          | w 85-70  | 2914                               |
| STEALS                 |  |  | 223      | 159      | * 02/18/21 | at Pittsburgh         | w 82-58  | 500                                |
| Steals per game        |  |  | 7.4      | 5.3      | * 02/21/21 | at Florida St.        | L 59-68  | 1258                               |
| BLOCKS                 |  |  | 144      | 77       | * 02/28/21 | at Notre Dame         | w 78-61  | 126                                |
| Blocks per game        |  |  | 4.8      | 2.6      | 03/05/21   | vs Wake Forest        | w 65-53  | 0                                  |
| ATTENDANCE             |  |  | 36008    | 6135     | 03/06/21   | vs Syracuse           | w 72-59  | 0                                  |
| Home games-Avg/Game    |  |  | 14-2572  | 8-326    | 03/07/21   | vs NC State           | L 56-58  | 2063                               |
| Neutral site-Avg/Game  |  |  | -        | 8-441    | 03/22/21   | vs Marist             | w 74-43  | 0                                  |
| Score by Periods       |  |  | 1st      | 2nd      | 3rd        | 4th                   | Totals   |                                    |
| Louisville             |  |  | 586      | 551      | 613        | 554                   | 2304     |                                    |
| Opponents              |  |  | 447      | 396      | 495        | 484                   | 1822     |                                    |
|                        |  |  |          |          |            |                       |          | 03/24/21 vs Northwestern w 62-53 0 |
|                        |  |  |          |          |            |                       |          | 03/28/21 vs Oregon w 60-42 0       |
|                        |  |  |          |          |            |                       |          | 03/30/21 vs Stanford L 63-78 1463  |

\* = Conference game