

2020-21 SCHEDULE/RESULTS

Date	Opponent	Time/Result
NOVEMBER		
Wed. 25	at Southeast Missouri (ESPN+)	W, 74-53
Sun. 29	Eastern Kentucky (ACCNX)	W, 101-58
DECEMBER		
Fri. 4	vs. No. 20/19 DePaul (ESPN)	W, 116-75
Sun. 6	UT Martin (ACCNX)	W, 85-67
Wed. 9	at Duke (RSN) *	W, 73-49
JANUARY		
Fri. 1	Northern Kentucky (ACCNX)	W, 74-64
Sat. 2	Bellarmine (ACCNX)	W, 97-46
Tues. 5	UT Martin (ACCN)	W, 96-61
Thur. 7	at Virginia Tech (RSN) *	W, 71-67
Sun. 10	Clemson (ACCN) *	W, 70-45
Thur. 14	Boston College (ACCN) *	W, 89-70
Sun. 17	Florida State (ESPN2) *	W, 84-56
Thur. 21	No. 23/21 Syracuse (ESPN2) *	W, 67-54
Sun. 24	at Wake Forest (ACCN) *	W, 65-63
Tues. 26	Miami (ACCN) *	W, 79-76
Thur. 28	North Carolina (ACCN) *	W, 79-68
FEBRUARY		
Mon. 1	No. 4/2 NC State (ESPN2) *	L, 74-60
Thur. 4	at Boston College (ACCN) *	W, 97-68
Sun. 7	Notre Dame (ESPN) *	W, 71-65
Thur. 11	Georgia Tech (ACCNX) *	W, 85-70
Thur. 18	at Pittsburgh (ACCN) *	W, 82-58
Sun. 21	at Florida State (ACCNX) *	L, 68-59
Sun. 28	at Notre Dame (ESPN) *	W, 78-61
MARCH		
Fri. 5	vs. Wake Forest (8) (RSN)	W, 65-53
Sat. 6	vs. Syracuse (5) (ACCN)	12 p.m.
Sun. 7	ACC Tournament Championship (ESPN2)	12 p.m.

Home games are in bold | All Times Eastern

* = ACC

QUICK FACTS

Location	Louisville, Ky.
Founded / Enrollment	1798 / 22,298
Nickname / Colors	Cardinals / Red and Black
Conference	Atlantic Coast
Home Court (Capacity)	KFC Yum! Center (22,000)
President	Dr. Neeli Bendapudi
Vice President for Athletics	Vince Tyra
Senior Woman Administrator	Amy Calabrese
Head Coach	Jeff Walz (Northern Kentucky, '95)
Associate Head Coach	Stephanie Norman
Associate Coach	Sam Purcell
Assistant Coach	Jonneshia Pineda
Director of Operations	Kate Tucker
Assoc. Strength & Conditioning Coach	Beth Burns
Exec. Director/Player Relations	Adrienne Johnson
Video Coordinator/Graphic Design	LaMont Russell
All-Time Record	928-497 (46th yr.)
All-Time NCAA Tournament Record	34-22 (22 Appearances)
SID - Nick Evans	c: (502) 807-9345
email: NickE@GoCards.com	
Athletics Department	(502) 852-5732
Basketball Office	(502) 852-8355
Sports Information Office	(502) 852-6581

LOUISVILLE

2020-21 WOMEN'S BASKETBALL



5. Syracuse Orange vs. 1. Louisville Cardinals (5/5)

Game 25 • Sat., March 6 • 12 p.m. ET • ACCN/790-AM WKRD • Greensboro, N.C. • Greensboro Coliseum

LOUISVILLE

Record: 22-2, 14-2
 NET: 6 SOS: 20
 Last Game: W, 65-53 vs. Wake Forest
 Current Streak: W2
 Scoring Margin: +17.8
 Head Coach: Jeff Walz
 Record at UofL: 381-106 (14th year)
 Career Record: Same
 Leading Scorer: Evans (20.5)
 Leading Rebounder: Cochran (6.5)
 Assists Leader: Evans (4.5)
 Blocks Leader: Balogun (1.6)
 Steals Leader: Evans (1.4)

SYRACUSE

Record: 14-7, 9-7
 NET: 44 SOS: 28
 Last Game: W, 68-67 vs. Florida State
 Current Streak: W2
 Scoring Margin: +5.9
 Head Coach: Quentin Hillsman
 Record at SYR: 318-167 (15th year)
 Career Record: Same
 Leading Scorer: Lewis (14.7)
 Leading Rebounder: Engstler (9.0)
 Assists Leader: Mangakahia (7.5)
 Blocks Leader: Cardoso (2.7)
 Steals Leader: Engstler (1.6)

STARTING FIVE

■ Senior Dana Evans was named ACC Player of the Year for the second consecutive season. Evans joins Asia Durr as the only players in program history to earn conference player of the year multiple times. She is the ninth player in ACC history to win the award in back-to-back years. Last season, she became the first player in league history to go from winning ACC Sixth Player of the Year to winning ACC Player of the Year the following season. It marks the fourth straight year that the conference's top honor has come from the Cardinals program, as Louisville joins Duke as the only two programs with the ACC Player of the Year in four consecutive years. On Wednesday, Evans was named Kay Yow Scholar-Athlete of the Year. She joins Durr as the only Cardinals to win this prestigious award.

■ Evans, the ACC's scoring leader, leads the Cardinals with 20.5 points and 4.5 assists. She ranks second in the country with a 93.8 free throw percentage.

■ Evans has reached 20-plus points in 17 games this season, which is eight more than the next closest player in the ACC and she entered the ACC Tournament tied for third nationally with Buffalo's Dyaisha Fair and Cincinnati's Ilmar'i Thomas behind only Iowa State's Ashley Joens' and Middle Tennessee's Anastasia Hayes' 18. She has 28 career 20-point games and UofL is 27-1 in those games. The All-American scored in double figures in the first 23 games this season and 40 straight games overall prior to scoring eight points against Wake Forest in the ACC Tournament opener. It marks the longest streak at UofL in the last 20 years. Angel McCoughtry had a 36-game streak from 2007-09.

■ Evans is 76-81 (.938) from the line on the season and 57-59 (.966) in ACC play. She made 43 consecutive free throws from 12/6-2/7 prior to going 5-6 against Notre Dame.

■ In addition to Evans being named the ACC Player of the Year, Mykasa Robinson was named to the All-ACC Defensive Team and Olivia Cochran and Hailey Van Lith were named to the All-ACC Freshman Team. Robinson is the first named to All-Defensive team since Kylee Shook and Jazmine Jones did so last season, while Cochran and Van Lith are first on All-Freshman team since Evans did so in 2017-18. On Wednesday, it was announced that Liz Dixon, Evans, Robinson, Kianna Smith and Van Lith were named to the All-ACC Academic team.

■ With the 78-61 win at ND, UofL clinched its fourth straight ACC title and its second straight outright title. It marks the ninth conference title in program history. Prior to this stretch, Louisville had never won consecutive regular season conference titles. Last season's title marked UofL's first outright regular season conference title since they won the Conference USA regular season championship in 2000-01.

■ Louisville is 11-5 all-time in the ACC Tournament. The Cards have reached the ACC semifinals all seven years in the league and are 2-4 in those games. They claimed the 2018 ACC Tournament Title and advanced to the title game in 2019. This marks the second consecutive season that they have been the 1-seed and the third time in four years. They won the tournament as the 1-seed in 2018.

Sports Information Office // University of Louisville // Louisville, KY 40292 // GoCards.com
 Phone: (502) 852-3085 // Fax: (502) 852-7401 // email: NickE@GoCards.com // Twitter: @UofLWBB

1

Dana EVANS

PPG	RPG	APG	MPG
20.5	2.8	4.5	32.5

10

Hailey VAN LITH

PPG	RPG	APG	MPG
11.5	5.4	2.1	29.7

5

Mykasa ROBINSON

PPG	RPG	APG	MPG
1.9	4.0	2.4	20.2

14

Kianna SMITH

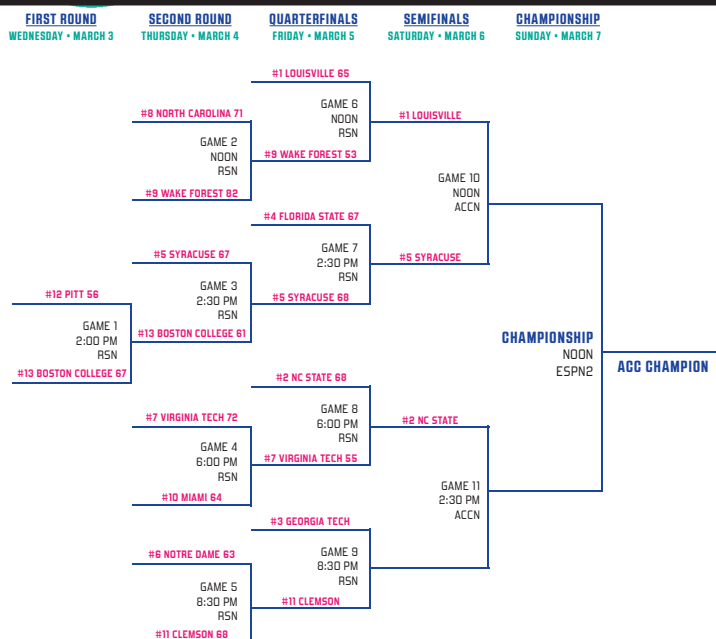
PPG	RPG	APG	MPG
11.4	3.7	2.2	26.5

44

Olivia COCHRAN

PPG	RPG	APG	MPG
10.8	6.5	0.6	20.6

2021 ACC Women's Basketball Tournament



2021 ACC Women's Basketball Tournament

Greensboro Coliseum - Greensboro, N.C. (all times Eastern)

Wednesday, March 3 | First Round

No. 13 Boston College 67, No. 12 Pitt 56

Thursday, March 4 | Second Round

No. 9 Wake Forest 82, No. 8 North Carolina 71

No. 5 Syracuse, No. 13 Boston College 61

No. 7 Virginia Tech 72, No. 10 Miami 64

No. 11 Clemson 68, No. 6 Notre Dame 63

Friday, March 5 | Quarterfinals

No. 1 Louisville, 65, No. 9 Wake Forest 53

No. 5 Syracuse 68, No. 4 Florida State 67

No. 2 NC State 68, No. 7 Virginia Tech 55

No. 3 Georgia Tech vs. No. 11 Clemson | 8:30 p.m. | RSN

Saturday, March 6 | Semifinals

No. 1 Louisville vs. No. 5 Syracuse | Noon | ACCN

No. 2 NC State vs. No. 3 GT/No. 11 Clemson | 2:30 p.m. | ACCN

Sunday, March 7 | Championship

Championship Game | Noon | ESPN2

ACC Women's Basketball Tournament History

All-Time Record: 10-5 (Second Round - 1-0; Quarters - 6-0; Semis - 2-4, Finals - 1-1)

2014-15 (No. 3 Seed)

March 6 - ACC Quarterfinal vs. North Carolina (W-OT, 77-75)

March 7 - ACC Semifinal vs. Florida State (L, 66-51)

2015-16 (No. 2 Seed)

March 4 - ACC Quarterfinal vs. Georgia Tech (W, 60-50)

March 5 - ACC Semifinal vs. Syracuse (L, 80-75)

2016-17 (No. 5 Seed)

March 2 - ACC Second Round vs. Clemson (W, 68-46)

March 3 - ACC Quarterfinal vs. NC State (W, 59-58)

March 4 - ACC Semifinal vs. Notre Dame (L, 84-73)

2017-18 (No. 1 Seed)

March 2 - ACC Quarterfinal vs. Virginia Tech (W, 73-70)

March 3 - ACC Semifinal vs. NC State (W, 64-59)

March 4 - ACC Final vs. Notre Dame (W, 74-72)

2018-19 (No. 2 Seed)

March 8 - ACC Quarterfinal vs. Clemson (W, 75-67)

March 9 - ACC Semifinal vs. NC State (W, 78-68)

March 10 - ACC Final vs. Notre Dame (L, 99-79)

2019-20 (No. 1 Seed)

March 6 - ACC Quarterfinal vs. Syracuse (W, 71-46)

March 7 - ACC Semifinal vs. Florida State (L, 62-60)

2020-21 (No. 1 Seed)

March 5 - ACC Quarterfinal vs. Wake Forest (W, 65-53)

March 6 - ACC Semifinal vs. Syracuse

ACC STANDINGS

School	ACC	Overall	Streak
No. 5 Louisville	14-2	21-2	W1
No. 3 NC State	12-2	17-2	W5
Georgia Tech	12-6	14-7	W1
Florida State	9-7	10-7	W1
Syracuse.....	9-7	12-7	L1
Notre Dame	8-7	10-9	L1
Virginia Tech	8-8	13-8	L1
North Carolina	8-9	13-9	W2
Wake Forest	8-10	11-11	L3
Miami.....	8-10	11-10	W3
Clemson	5-12	10-12	L6
Pitt	3-12	5-13	L4
Boston College	2-11	6-11	L1
Duke	0-1	3-1	L1
Virginia.....	0-2	0-5	L5

ACC INDIV. RANKINGS

Points Per Game	3-Point Percentage
1. Dana Evans.....21.0	5. Kianna Smith.....39.1
	10. Dana Evans.....37.6
Rebounds Per Game	3-Point FG Made Per Game
13. Olivia Cochran.....6.7	8. Dana Evans.....2.4
Field Goal Percentage	12 Kianna Smith.....2.1
11. Dana Evans.....44.8	Blocked Shots Per Game
Assists Per Game	5. Elizabeth Balogun1.7
6. Dana Evans.....4.4	10. Liz Dixon1.3
Free Throw Percentage	Assist/Turnover Ratio
1. Dana Evans.....93.8	3. Dana Evans.....2.13
Steals Per Game	Minutes Played Per Game
14. Dana Evans.....1.4	12. Dana Evans.....32.7

NCAA INDIV. RANKINGS

Points Per Game	Field Goals Made
19. Dana Evans.....21.0	11. Dana Evans.....176
Total Points	Free Throw Percentage
11. Dana Evans.....484	2. Dana Evans.....93.8
Field Goal Attempts	3-Point FG Made
9. Dana Evans.....393	19. Dana Evans.....56

2020-21 Louisville Cardinals (22-2 Overall, 14-2 Atlantic Coast Conference)**Projected Starters** (Based off last game)

No.	Name	Pos.	Ht.	Yr.	Hometown	PPG	RPG	APG	Notes
1	Dana Evans	G	5-6	Sr.	Gary, Ind.	20.5	2.8	4.5	Named ACC Player of the Year Last 2 Seasons
10	Hailey Van Lith	G	5-7	Fr.	Wenatchee, Wash.	11.5	5.4	2.1	Named to ACC All-Freshman Team
5	Mykasa Robinson	G	5-7	Jr.	Ashland, Ky.	1.9	4.0	2.4	Named to ACC All-Defensive Team
14	Kianna Smith	G	6-0	R-Jr.	Moreno Valley, Calif.	11.4	3.7	2.2	Named to ACC Newcomer Watch List
44	Olivia Cochran	F	6-3	Fr.	Columbus, Ga.	10.8	6.5	0.6	Named to ACC All-Freshman Team

Reserves

0	Ramani Parker	F	6-4	R-Fr.	Fresno, Calif.	3.3	2.4	0.0	Redshirted in 2019-20
2	Ahlana Smith	G	5-9	Jr.	Charlotte, N.C.	2.9	0.9	0.8	Named NJCAA Player of the Year in 2019-20
3	Malea Williams	F	6-4	Fr.	Georgetown, Ky.	1.2	0.8	0.0	KABC Region 11 Player of the Year
4	Elizabeth Balogun	G	6-1	Jr.	Chattanooga, Tenn.	6.7	4.1	1.9	Named to Cheryl Miller Award Watch List
11	Norika Konno	G	5-10	So.	Sendai, Japan	3.1	1.5	1.0	Missed last 14 games in 2019-20 with knee injury
13	Merissah Russell	G	5-11	Fr.	Ottawa, Canada	2.4	2.3	0.4	Member of Canada's Senior National team
22	Liz Dixon	F	6-5	Jr.	Memphis, Tenn.	8.5	6.0	0.4	1 of 4 players to play all 32 games last season

Pronunciation Guide

Ramani (Rah-mah-nee), Ahlana (a-LAWN-uh), Malea (mah-LAY-uh), Balogun (BAL-uh-GOON), Mykasa (Mah-casa), Van Lith (LITH), Norika Konno (NO-rika Koh-NO), Kianna (KEY-awna), Walz (Walls), Jonneshia Pineda (JO-nee-SHA PIN-ay-duh)

QUICK HITTERS

- **Last Four Years** - Louisville is 118-13 (.901) over the last four seasons.
- **In ACC Play** - The Cardinals are 66-9 (.880) in ACC regular season and tournament games combined. UofL is 59-7 (.894) in ACC regular season games over the last four seasons. They are 30-4 (.882) in home games and 29-3 (.906) in road games.
- **Second Best Start Ever** - UofL won its first 16 games, which marked the second best start in program history. The Cardinals started a program-record 20-0 in 2017-18.
- **Busy New Year** - Played 11 games (11-0) in January and the 11 wins were the most ever in the first month. The 11 games were the most in January in head coach Jeff Walz's tenure. UofL played a program-high 12 games in January in 1979-80 (5-7) and 1981-82 (7-5).
- **Hot Shooting** - Louisville is shooting 47.4 percent from the floor, which is just shy of the school-record 48.2 percent in 2017-18. They entered the ACC Tournament leading the league and ranking ninth in the country in field goal percentage.
- **Scoring Offense** - UofL is averaging 80.5 points per game, which is on pace to be best ever in program history. Previous high is 79.0 in 1990-91. They entered the ACCT leading the league in scoring and ranking 13th in the country.
- **Protecting the Basketball** - UofL's 12.2 turnovers per game are the fewest in ACC and rank 16th in the NCAA. The Cardinals +3.65 turnover margin leads the ACC.

WALZ IN CONFERENCE TOURNAMENTS

UofL boasts an 22-12 record (.647) in conference tournament games under head coach Jeff Walz. They won the 2018 ACC Tournament title and have reached five championship games (2008, 2009, 2014, 2018, 2019). UofL went 9-6 in BIG EAST, 2-1 in AAC, and 11-5 in ACC in that span.

WALZ NAMED NAISMITH COACH OF THE YEAR SEMIFINALIST

University of Louisville women's basketball head coach Jeff Walz has been named a Werner Ladder Naismith Coach of the Year Semifinalist. Walz is one of 10 coaches named to the list and one of two from the Atlantic Coast Conference – joined by NC State's Wes Moore. Despite losing five seniors from last year's team and having just one player named to the All-ACC first or second team, Walz has led the Cardinals to a 22-2 overall record, 14-2 in ACC play, and their fourth straight ACC regular season title. Louisville won its first 16 games and reached No. 1 in the Associated Press and USA Today polls for the first time in program history.

DANA SCORES 20-PLUS IN FIVE STRAIGHT

Evans scored 20-plus points in five straight games from 2/1-2/18, which equaled the longest stretch of her career, and had 133 points (26.6 points per game) in those games, her best five-game scoring stretch in her career. She twice tied her career-high with 29 points (vs. NCST, at Pitt) during the stretch. Asia Durr was the last player to score 20-plus in five straight, she did it twice during the 2016-17 season, scoring 135 points from 2/2-2/23.

DANA CLUTCH

- **ND** - Scored the final five points, a deep 3-pointer to put UofL up 69-65 with 56.7 seconds remaining and a pair of free throws with 13 seconds left to ice the game.
- **Miami** - Scored UofL's last 12 points, 12 of 14 points in program history to claim four regular season titles.
- **WF** - Scored 10 of final 16, including game-winning and-one layup with 8 seconds left.
- **VT** - Scored 4 of last 6 points, including bucket at 2:43 to put Cards up 65-64 and bucket at 0:23 to put Cards up 69-67 and then got steal with 10 seconds to go.

EVANS LOOKS TO SET NEW STANDARD

Evans, the lone senior, enters Friday's game with a career record of 118-13 (.901). She is guaranteed to conclude her career at UofL with the fewest losses and best winning percentage in program history. With the win at Notre Dame, she became the only player in program history to claim four regular season conference championships. She is seven wins away from tying last year's class (Bionca Dunham, Jazmine Jones, Jessica Laemmle, Kylee Shook) that finished 125-19 (.868) with the most wins in four years. Last year's class became the third straight senior class to conclude their career as the most accomplished class in program history.

GAMEDAY INFO**Date:** Saturday, March 6**Time:** 12 p.m. ET**Site:** Greensboro, N.C. | Greensboro Coliseum**TV:** ACCN (Beth Mowins, play-by-play; Debbie Antonelli, analyst; Holly Rowe, sideline)**Radio:** 790-AM WKRD (Nick Curran, play-by-play; Adrienne Johnson, analyst)**Last Meeting:** W, 67-54 (Jan. 21, 2021 vs. Syracuse)**Series History:** 14-7 (W2, 9-1 Home, 4-5 Away, 1-1 Neutral)**UofL National Ranking:** 5th Associated Press, 5th USA Today

Team Statistics	Cards (22-2)	SYR (14-7)
Points per game	79.9	73.7
Scoring margin	+17.8	+5.9
Field goal percentage	.474	.420
3-Point FG-Attempts	184-516	156-510
3-point FG percentage	.357	.306
3-pt FG made per game	7.7	7.4
Free Throws-Attempts	271-345	270-404
Free throw percentage	.786	.668
FTs made per game	11.3	12.9
Rebounds per game	39.8	41.1
Rebounding margin	+4.6	+1.8
Assists per game	15.8	15.5
Turnovers per game	12.2	16.7
Turnover margin	+3.6	-0.6
Assist/turnover ratio	1.3	0.9
Steals per game	7.8	7.9
Blocks per game	5.3	7.0

'20-21 ACC/NCAA RANKINGS

ACC/NCAA Rank	Category	Stat
1/5.....	Won-Lost Percentage	91.7
1/11.....	Scoring Margin.....	+17.8
1/13.....	Scoring Offense.....	79.9
4/113.....	Scoring Defense.....	62.0
1/8.....	FG Percentage.....	47.4
3/65.....	FG Percentage Defense	37.4
3/45.....	3-Pt. FG Percentage	35.7
1/8.....	Free Throw Percentage.....	78.6
5/61.....	Rebound Margin.....	+4.6
5/41.....	Assists Per Game	15.8
1/18.....	Assist Turnover Ratio.....	1.3
1/40.....	Turnover Margin.....	+3.6
4/167.....	Steals Per Game	7.8
2/17.....	Blocks Per Game.....	5.3

MORE MILESTONES FOR DANA**■ Evans Moves Up Scoring List -**

Dana Evans has 1,605 career points and with 26 points at Notre Dame, she passed Sharon Bellamy (1995-99) for 10th all-time. She is 40 points away from tying Sara Nord (2000-04) for ninth all-time with 1,645 points.

■ Evans Moves Up Dimes List -

Dana Evans ranks sixth all-time with 511 assists. She is 32 assists shy of tying Jenny Knight (1996-00) and Tuonisia Turner (1988-92) for fourth all-time with 543.

■ Evans From The Stripe -

Evans is shooting 87.4 percent for her career from the line, which ranks ahead of Kristin Mattox's 85.2 percent (1992-96) for the best in program history. She is shooting 93.8 percent from the free throw line this season, which would eclipse Kristin Mattox's 92.1 percent in 1995-96, which led nation and is program record.

■ Evans From Deep -

Evans has 209 career made 3-pointers, which ranks seventh all-time at UofL. She is two away from tying Mariya Moore (2014-17) for sixth all-time with 211.

■ Double Digit Scoring Games - Evans scored in double figures in the first 23 games this year and 40 straight overall, which is the longest streak by a UofL player in the last 20 years. Angel McCoughtry had a streak of 36 games in the 2007-08 and 2008-09 seasons.

ESPN LISTS MYKASA ROBINSON AS TOP 12 DEFENSIVE PLAYER

ESPN.com's Mechelle Voepel recognized Mykasa Robinson as one of the top 12 defenders in the country, "She makes this list as the quintessential "do the little things" player whose calling card is defense. Louisville star Dana Evans credits Robinson with bringing scrappiness to what is perennially one of the ACC's top defenses."

■ Following the win over Notre Dame, Dana Evans said this of Robinson, "She does everything, she can guard 1-5, she hustles for every loose ball, she gets every rebound that's in her area, she does everything that we need her to do. What she does doesn't always show up on the stat sheet, but she gets it done and that's why she is so valuable to our team."

■ Robinson's combination of strength, speed and quickness, combined with an extremely high basketball IQ makes her the most versatile defender in the ACC. Can guard positions 1-5 effectively.

■ Robinson has 11 starts on the season, 10 of which have come in the last 13 games. In the win at Pitt, she had a career-high nine rebounds and five steals, along with a season-high six points and five assists, while committing zero turnovers. She had a career-high 10 points on 5-5 shooting at Notre Dame, while taking an incredible five charges. She played a career-high 38 minutes and contributed eight rebounds, four assists and two steals against Wake Forest.

■ She has scored just 46 points all year, but averages 4.0 rebounds and 2.4 assists. In the last seven games, she is averaging 29.1 minutes, 4.0 points, 6.7 rebounds and 3.0 assists. She drew 19 charges in 16 ACC games.

ANOTHER 20-WIN SEASON

UofL is 22-2 and has reached 20 wins for the 11th straight season to extend the program record. The longest run previously was three, achieved twice. The Cards have won at least 20 games in 13 of Walz's 14 seasons. Prior to Walz's arrival, Louisville had just 10 20-win seasons in its history.

FROM THE STRIPE

UofL is shooting 78.6 percent from the stripe and went 0-2 from the line against Wake Forest. They entered the ACC Tournament leading the league and ranking eighth in the country in free throw shooting percentage. In ACC play, they shot a league-leading 82.5 percent (165-200).

LONG RANGE SHOOTING

UofL shot 9-21 (.429) from deep in the win over Wake. They entered the tournament shooting 12-57 (.211) from deep in their previous three games. From 1/14-2/11, they had a 10-game stretch where seven times they shot above 40 percent from 3-point range and went 94-227 (.414) in those 10 games. UofL shot 7-38 (.184) from 3-point range in the first two games in January and through their first seven games were shooting 29.5 percent from deep, which ranked 13th in ACC. UofL entered the ACC Tournament ranking second in 3-point makes and 3-point attempts. In ACC play, they shot 37.2 percent from deep, ranked second in the league, and their 126 makes ranked second behind VT's 157.

DE-FENSE, DE-FENSE

UofL has held their opponent to 70 points or below 20 times, below 60 nine times and below 50 three times. In ACC play, they allowed 63.3 points per game, which ranked second in the league to Georgia Tech's 62.9 ppg.

■ In 18 ACC games last season, UofL held opponents to 55.0 ppg, which led the league. UofL had led the ACC in scoring defense in league play the previous three seasons (2019-20 - 55.0 ppg allowed; 2018-19 - 54.1 ppg allowed; 2017-18 - 55.1 ppg allowed).

BALANCED ATTACK

UofL features four double-digit scorers - Dana Evans (20.5), Hailey Van Lith (11.5), Kianna Smith (11.4) and Olivia Cochran (10.8). In all but three games, at least three players have scored in double figures. In the win against Wake Forest, Hailey Van Lith was the lone double digit scorer. Five times four players have scored 10-plus points, six times five players have scored 10+ and six players scored in double figures wins over Bellarmine and North Carolina.

Louisville's 1,000-Point Club

No.	Player	Points	Years
1.	Angel McCoughtry	2,779	2005-09
2.	Asia Durr	2,485	2015-19
3.	Shoni Schimmel	2,174	2010-14
4.	Myisha Hines-Allen	2,028	2014-18
5.	Neil Knox	1,899	1989-93
6.	Jazz Covington	1,805	2003-07
7.	Kristin Mattox	1,737	1992-96
8.	Monique Reid	1,725	2008-13
9.	Sara Nord	1,645	2000-04
10.	Dana Evans	1,605	2017-pres.

Louisville's Career Assist Leaders

No.	Player	Points	Years
1.	Sara Nord	852	2000-04
2.	Shoni Schimmel	600	2010-14
3.	Stephanie Edwards	559	1980-85
4.	Jenny Knight	543	1996-00
	Tuonisia Turner	543	1988-92
6.	Dana Evans	511	2017-pres.

HEAD COACH JEFF WALZ

Head coach Jeff Walz, in his 14th season as a head coach, has compiled a 381-106 (.782) record as the Cardinals' leader. He has led Louisville to nine NCAA Sweet 16 appearances, five Elite 8's, three trips to Final 4 (2009, 2013, 2018), two of which culminated with NCAA runner-up finishes (2009, 2013). Walz, who is averaging 27.1 wins per season, became the winningest coach in program history in 2013-14. He also has the most 20-win seasons in school history (13) and the top-seven entries for most victories in a season (36 in 2017-18, 34 in 2008-09; 33 in 2013-14; 32 in 2018-19; 29 in 2012-13 and 2016-17, 28 in 2019-20).

Hired on March 27, 2007, the Bluegrass State native took the program to its first NCAA Sweet 16 and it culminated with Louisville earning the No. 12 ranking in the final ESPN/USA Today Coaches Poll. For his efforts, Walz was named the WBCA Maggie Dixon Rookie Coach of the Year.

Prior to taking the reins at Louisville, Walz spent time on four other coaching staffs: Western Kentucky (1996-97), Nebraska (1997-01), Minnesota (2001-02), and Maryland (2002-07). He helped Maryland win the program's first national title in 2006.

**Walz's Milestone Collegiate Victories**

No.	Date	Score
1	11/10/07	Louisville 81, Ball State 62
50	2/17/09	Louisville 89, St. John's 60
100	11/22/11	Louisville 78, Austin Peay 60
150	11/11/13	Louisville 100, Quinnipiac 82
200	1/29/15	Louisville 78, Syracuse 58
250	1/15/17	Louisville 63, Miami 59
300	11/6/18	Louisville 102, WKU 80
350	1/23/20	Louisville 71, Virginia 56

Louisville Women's Basketball History

Before Walz	With Walz
1975-2007	2007-pres
(32 seasons)	(14th season)
Overall Record	Overall Record
547-391 (.583)	381-106 (.782)
NCAAT Record	NCAAT Record
4-11 (.267)	30-11 (.732)
Sweet 16 App.	Sweet 16 App.
0	9
Elite Eight App.	Elite Eight App.
0	5
Final Four App.	Final Four App.
0	3
NCAA Finalist	NCAA Finalist
0	2



THREE D

Opponents are shooting just 28.0 percent from deep against UofL. The Cards entered the tournament ranking second in 3-point defense. They limited Clemson to 0-19 shooting from 3-point range. In 16 ACC games, UofL limited opponents to 29.8 percent 3-point shooting, which ranked second in the league. Seven total times, including the win over Wake Forest (3-18, .167), the Cards have held their opponent below 20 percent shooting from deep.

NOT MERELY FRESHMEN

True freshmen Hailey Van Lith (11.5 ppg, 5.4 rpg) and Olivia Cochran (10.8 ppg, 6.5 rpg) entered the ACC Tournament ranking in the top six in scoring and rebounding among ACC freshmen.

■ **Van Lith** - Hailey Van Lith set a career-high with 24 points, while tying her career-high with six made 3-pointers (6-10) in the win over Wake Forest. She also set a career-high with four steals. She also made six threes (6-11), while scoring 18 points, against Syracuse. Her six made 3-pointers are the most by a UofL freshman since Mariya Moore made six 3-pointers (6-9) in a 69-56 win over Ball State on Nov. 23, 2014. She has 41 made 3-pointers on the year and entered the tournament ranking third among ACC freshmen. She has three 20-point games this season, which is the most since Asia Durr had four in 2015-16. She had back-to-back 20-point games against ECU and DePaul, becoming the first UofL freshman to score 20 points in consecutive games since Myisha Hines-Allen had 23 points in two straight games against Miami and Syracuse on 1/25-1/29/15. She has scored 10-plus in 16 of 24 games.

■ **Cochran** - Cochran had 12 points and nine rebounds at Florida State. She had a team-high 17 points and seven rebounds, while making her first seven shots in the win over UNC. She had 10 points and 11 rebounds for her third double-double at WF. She has scored in double figures in 13 of 23 games and five times has double digit rebounds. She is shooting 60.2 percent from the floor, which would rank second in the ACC, but her 4.4 field goals per game are just short of the qualifying mark. She ranked third among ACC freshmen with free throw makes and attempts, shooting 48-64 (.750) from the stripe.

■ **Double Doubles** - Cochran and Van Lith have a combined four double doubles this year. Cochran had 19 points and 10 rebounds vs. DePaul, 11 points and 12 rebounds at Duke and 10 points and 11 rebounds at WF, Van Lith had 20 points and 11 rebounds against ECU. They are the first freshmen with a double-double since Dana Evans had 18 points and 10 assists in 87-63 win at UK on 12/17/17. Cochran is first freshman with 3 double-doubles in a season since Ashley Rainey in 2009-10. Angel McCoughtry had five double-doubles as a freshman in 2005-06.

POST PLAY

In the win at Notre Dame, Olivia Cochran and Liz Dixon were a combined 10-13, with 20 points and eight rebounds. They are shooting a combined 186-311 (.598) from the floor on the season, while averaging a combined 19.3 points and 12.5 rebounds per game.

SUCCESS AGAINST UNRANKED TEAMS

UofL is 20-1 against unranked teams this year and 140-3 in their last 143 games. They went 25-2 against unranked teams last year. Prior to the 67-60 loss at Ohio State last season, they had won 102 consecutive games against teams not ranked in the AP Top 25. Their previous loss to an unranked team was a 79-66 setback vs. Dayton on 11/29/15.

70-PLUS POINTS

UofL is 19-0 when scoring 70 points or more. UofL is 269-23 when surpassing the 70-point plateau under Walz. They went 21-0 when reaching 70 points last year. Their 79-73 loss to Miami in 2018-19 ended a 49-game winning streak when scoring 70-plus.

50/50

UofL has shot over 50 percent seven times this season and is 7-0 in those games. Overall, they boast a 124-1 record when shooting 50 percent or better from the field under Walz. Louisville was 7-0 last year when shooting 50 percent or better. Their lone loss came on Nov. 29, 2008 at Nevada when they shot 50.8 percent (L, 85-82).

BIG TIME SPURTS

■ **vs. ECU** - Used a 16-2 run to start second quarter to take 35-14 lead and put the game away.

■ **vs. DePaul** - Leading 26-23 over DePaul with 1:27 to go in the first, UofL used a 33-7 run over the next 10 minutes to build a 59-30 lead with 1:51 to go in the half.

■ **vs. UT Martin** - Used an 18-3 run over the final 6:58 of the first half to take a 40-27 halftime lead and break away from a solid Skyhawks team.

■ **at Duke** - UofL led by just six midway through the third quarter before going on an 18-5 run to blow the game open and cruise to a 73-49 win.

■ **vs. NKU** - The Cardinals trailed the Norse 41-36 with 5:14 to go in the third quarter before ending the quarter on 17-2 and 14-0 runs to take a 53-43 lead.

■ **vs. Clemson** - UofL used a 15-2 run to build a 49-30 lead with 3:16 left in the third quarter.

■ **vs. BC** - UofL led 68-56 entering fourth, used 14-6 run over 5:12 to extend the lead to 20.

■ **vs. FSU** - UofL led 20-19 after a FSU 3-pointer with 8:00 left in the second quarter, but an 11-2 run by the Cardinals over the next 2:54 put the hosts in control for good.

■ **vs. Syracuse** - Leading 39-38 with 6:12 in the third, UofL used an 8-0 run to go up 47-38 and then a 7-0 run to go 59-44 with 7:27 to go.

■ **vs. Wake Forest** - UofL trailed by nine midway through the fourth quarter before going on a 14-2 run to push back in front and set up a 65-63 win.

■ **vs. UNC** - Made eight of first 10 shots to take 12-2 and 21-9 leads to open game against the Tar Heels, then went on 21-5 run at end of first half and midway through third quarter to go up 67-35.

■ **at BC** - Tied at 33, UofL scored the next 14 points and BC never got within single digits again.

■ **at ND** - Jumped out to 5-0 and 22-11 lead. Leading 28-20 at beginning of second quarter, used 16-2 run to build 44-22 lead and the Irish did not get within single digits the rest of the way.

■ **vs. WF** - Tied at 46-46 with 8:09 to go, used 13-0 run over next 4 minutes to put game away.

20-21 NATIONAL RANKINGS**Associated Press**

(Week 15)

1	UConn (27)	20-1
2	Texas A&M (2)	22-1
3	NC State	17-2
4	Stanford (1)	22-2
5	Louisville	21-2
6	Baylor	19-2
7	South Carolina	19-4
8	Maryland	19-2
9	UCLA	14-4
10	Indiana	16-4
11	Arizona	15-4
12	Michigan	13-3
13	Arkansas	19-7
14	Tennessee	15-6
15	South Florida	14-2
16	Georgia	18-5
17	Kentucky	16-7
18	Gonzaga	21-3
19	Oregon	13-7
20	West Virginia	18-4
21	South Dakota State	21-2
22	Ohio State	13-6
23	Missouri State	18-2
24	Rutgers	12-3
25	DePaul	14-6

Others receiving votes: Florida Gulf Coast 22, Stephen F. Austin 16, Marquette 14, Oregon State 9, Oklahoma State 9, Iowa 6, Virginia Tech 6, Georgia Tech 5, Northwestern 4

USA Today

(Week 15)

1	UConn (29)	21-1
2	Texas A&M (2)	22-1
3	Stanford	22-2
4	NC State	17-2
5	Louisville	21-2
6	Baylor	20-2
7	South Carolina	19-4
8	Maryland	19-2
9	UCLA	14-4
10	Indiana	16-4
11	Arizona	15-4
12	Michigan	13-3
13	Arkansas	19-7
14	South Florida	14-2
15	Gonzaga	21-3
16	Tennessee	15-6
17	Missouri State	18-2
18	Oregon	13-7
19	Kentucky	16-7
20	Ohio State	13-6
21	Georgia	18-5
22	South Dakota State	21-2
23	West Virginia	18-4
24	Florida Gulf Coast	21-2
25	Northwestern	13-6

Others receiving votes: Rutgers 53, DePaul 22, Rice 12, Marquette 11, Iowa 7, Dayton 6, North Carolina 4, Oklahoma State 3, Georgia Tech 3, Mississippi State 2, Houston 2, Oregon State 2, Seton Hall 1, UCF 1

Louisville in the Polls

Date	AP	USAT
Preseason	5	5
Nov. 30	5	n/a
Dec. 7	2	2
Dec. 14	2	2
Dec. 21	2	2
Dec. 28	2	2
Jan. 4	2	2
Jan. 11	2	2
Jan. 18	1	1
Jan. 25	1	1

Louisville in the Polls

Date	AP	USAT
Feb. 1	1	3
Feb. 8	3	2
Feb. 15	3	2
Feb. 22	6	5
Mar. 1	5	5

STAYING IN THE AP TOP 10

UofL has remained in the AP Top 10 for 73 straight polls and the USA Today Top 10 for 73 straight polls, both program records. Louisville has remained in the AP Top 25 for 102 straight weeks, dating back to Jan. 11, 2016, and the USA Today Top 25 for 104 weeks, both program records.

VS. AP TOP 25

UofL is 2-1 against Top 25 teams this season. They went 3-2 against AP Top 25 teams last year and Walz has 66 wins over AP Top 25 teams.

TOP FIVE WINS

Louisville is 0-1 against Top 5 teams this season. They went 2-0 against Top 5 teams in 2019-20. Walz has 12 wins against top five teams in his tenure.

PRESEASON AP AND USA TODAY RANKINGS

UofL was ranked fifth in the AP 2020-21 preseason poll, which equals its highest ever ranking in the poll. The Cardinals received 597 points, 66 points shy of fourth place Baylor. They were also picked fifth in the USA Today poll with 663 points, 39 points shy of fourth place Baylor. UofL also was picked fifth in the preseason AP poll in 2013-14, 2016-17 and 2018-19.

WIN OVER NO. 1

UofL's 72-62 win over No. 1 Oregon last season marked its second ever win over a No. 1 team, first since their 82-81 victory over No. 1 Baylor in the 2013 NCAA Tournament. The Cards are 2-11 all-time against AP No. 1 teams (1-0 vs. Baylor, 1-0 vs. Oregon, 0-10 vs. UConn, 0-1 vs. ND).

OVER THE LAST THREE YEARS

UofL is 82-10 (.891) over the last three seasons. From 2017-2020, they went 96-11 (.897), which marks the fewest losses and best winning percentage over a three-year span in program history. Despite not getting an opportunity to play in the NCAA Tournament last season, the 96 wins over the previous three years rank second all-time to the 97 (97-15) they won during the 2016-17, 2017-18 and 2018-19 seasons.

UOFL LAUNCHES DANAEVANS1.COM

The University of Louisville announced the launch of DanaEvans1.com, a new website to promote senior guard Dana Evans for National Player of the Year. The first three parts of a four-segment docuseries on Dana Evans' journey have been released.

REACHING #1

On Jan. 18, UofL reached No. 1 in the AP and USA Today polls for the first time in program history. UofL is one of seven teams to be ranked No. 1 in the AP poll the last decade, joined by Baylor, UConn, Notre Dame, Oregon, South Carolina and Stanford.

COMEBACK CARDS

UofL came back from nine down (55-46) with 7:15 to go in the win at WF, outscoring the Deacs 19-8 the rest of the way. It marked their largest comeback win since they came from 13 down in the first quarter against Duke on Jan. 5, 2020 (W, 60-55). It's their largest second half comeback since they rallied from 10 down (55-45) with 3:14 to go in the third in a 67-66 win at UK on Dec. 15, 2019.

BEST FANS IN THE COUNTRY

UofL welcomed in a season-high 2,989 socially distanced fans versus NC State on Feb. 1. They are averaging 2,557 socially distanced fans this season. They averaged 9,159 fans per game in 2019-20, which topped the ACC and ranked fifth in the country. UofL averaged 9,818 in ACC games, including a season-high 12,086 fans vs. Notre Dame. They welcomed 12,008 fans for the exhibition against the USA National Team.

ROAD WARRIORS

UofL is 7-1 in true road games and 42-5 over the past four seasons. Last season, UofL went 11-2 in road games and 8-1 in ACC road games. Prior to the losses at Ohio State and Syracuse last season, their only losses came to No. 1 teams (1/10/19 at No. 1 ND, L, 82-68; 2/12/18 at No. 1 UConn, L, 69-58).

VAN LITH TWICE NAMED ACC FRESHMAN OF THE WEEK

Hailey Van Lith has twice been named ACC Freshman of the Week this season. She earned the honor after averaging 11.3 points, 7.0 rebounds, 2.3 assists and 1.7 steals, while shooting a perfect 10-10 from the free throw line to help the No. 2 Cardinals get wins over UT Martin, Virginia Tech and Clemson. She was also named ACC FOW after averaging 16.5 points and 9.5 rebounds, and shooting 52 percent from the floor and 6-12 from deep, in her first two games at UofL. She is the first UofL women's basketball player to earn ACC Freshman of the Week honors since Asia Durr did so on Feb. 1, 2016.

MOST POINTS IN PROGRAM HISTORY

UofL's 116 points against DePaul marked most points in program history, surpassing 115 points in a 115-51 win over Murray State on Nov. 24, 2017. Per StatsPass.com, Louisville's 116 points is the most points scored by a Division I team in regulation against an AP Top 25 opponent since at least 1999-2000.

■ The 61 points in the first half tied the most points ever in half, matching the 61 they had in the second half of an 88-69 win over Canisius on Dec. 20, 2000.

■ The 40 points in the third quarter marked a program record, surpassing the 37 they had in the third quarter of a 107-52 win over Tennessee State on Dec. 2, 2018 and in the second quarter of a 86-69 win over Hartford on Nov. 24, 2018.

REACHING THE CENTURY MARK IN BACK-TO-BACK GAMES

UofL scored 100 points in back-to-back games against ECU and DePaul, which marked the first time since they won 107-52 vs. Tennessee State on 12/2/18 and 102-62 vs. UT Martin on 12/4/18.

■ UofL has scored 100-plus in consecutive games four times in program history - 2013 (2x), 2018, 2020, but they have never scored 100-plus in three straight games.

MOST FIELD GOALS IN A GAME

Louisville's 49 field goals against DePaul also set a program record, surpassing the 47 they had against Murray State in that 115-51 win. They shot 60.5 percent (49-81) from the field, which is the best field goal percentage since they shot 63.5 percent (40-63) in a 90-72 win over Marquette in the first round of the NCAA Tournament on March 18, 2018.

BIGGEST WIN OVER AN AP TOP 25 TEAM

Louisville's 41-point margin in the win over DePaul marked its biggest win ever against an AP Top 25 team. Its previous high was a 34-point win (86-52) over No. 22 Iowa on Dec. 4, 2014.

THREE CARDINALS WITH 20 POINTS IN THE GAME

Kianna Smith and Hailey Van Lith had 21 points, while Dana Evans added 20 points, in the win over DePaul becoming the first trio to score 20 points in a single game since Jill Morton (24), Sharon Bellamy (24) and Roscelle Bullock (22) did so in an 84-74 win at Memphis on Jan. 22, 1999.

CAREER 20-POINT GAMES**Elizabeth Balogun (0 at UofL, 6 career)**

North Carolina*	1/31/19	35
Syracuse*	1/20/19	20
Clemson*	1/17/19	23
Wofford*	12/30/18	24
Seton Hall*	12/20/18	30
Appalachian State*	11/11/18	21

Elizabeth Dixon (1 at UofL, 4 career)

Miami	1/26/21	21
Wake Forest*	2/10/19	22
Pitt*	2/7/19	21
Duke*	1/10/19	22

Dana Evans (29)

at Notre Dame	2/28/21	26
at Pitt	2/18/21	29
Georgia Tech	2/11/21	25
Notre Dame	2/7/21	27
at Boston College	2/4/21	23
NC State	2/1/21	29
Miami	1/26/21	20
at Wake Forest	1/24/21	25
Syracuse	1/21/21	21
Boston College	1/14/21	24
at Virginia Tech	1/7/21	22
UT Martin	1/5/21	29
Northern Kentucky	1/1/21	20
at Duke	12/9/20	24
UT Martin	12/6/20	26
vs. DePaul	12/4/20	20
Eastern Kentucky	11/29/20	20
vs. Syracuse	3/6/20	23
Virginia	1/23/20	21
at North Carolina	1/19/20	22
at Boston College	1/16/20	27
Wake Forest	1/12/20	20
at Clemson	1/2/20	27
at UT Martin	12/19/19	22
Oklahoma State	11/29/19	28
Boise State	11/24/19	20
Central Michigan	11/14/19	24
Connecticut	1/31/19	20
Northern Kentucky	12/15/18	21

Hailey Van Lith (3)

vs. Wake Forest	3/5/21	24
vs. DePaul	12/4/20	21
Eastern Kentucky	11/29/20	20

Kianna Smith (2 at UofL, 4 career)

Georgia Tech	2/21/21	21
vs. DePaul	12/4/20	21
Oregon	2/8/19	20
vs. Virginia	3/16/18	20

CAREER DOUBLE-DOUBLES**Elizabeth Balogun (1 at UofL, 3 career)**

Oklahoma State	11/29/19	12 pts., 10 rebs.
Louisville*	1/13/19	13 pts., 10 rebs.
Boston College*	1/3/19	18 pts., 17 rebs.

Olivia Cochran (3)

at Wake Forest	1/24/21	10 pts., 11 rebs.
at Duke	12/9/20	11 pts., 12 rebs.
vs. DePaul	12/4/20	19 pts., 10 rebs.

Liz Dixon (2 at UofL, 6 career)

Florida State	1/17/21	10 pts., 10 rebs.
Western Kentucky	11/5/19	10 pts., 13 rebs.
Duke*	1/10/19	22 pts., 17 rebs.
Boston College*	1/3/19	12 pts., 10 rebs.
Georgia*	11/18/18	10 pts., 11 rebs.
Western Carolina*	11/14/18	13 pts., 10 rebs.

Dana Evans (2)

at Kentucky	12/15/19	18 pts., 10 ast.
Kentucky	12/17/17	11 pts., 10 ast.

Kianna Smith (1)

Northern Kentucky	1/1/21	11 pts., 10 reb.
-------------------	--------	------------------

Hailey Van Lith (1)

vs. ECU	11/29/20	20 pts., 11 ast.
---------	----------	------------------

NEWBIES IN THE OPENER

In the win over SEMO, Hailey Van Lith and Olivia Cochran became the first freshmen to start the season opener since Cierra Johnson started in a 100-57 win at UT Martin to begin the 2016-17 season. They were the first duo to start a season opener since Myisha Hines-Allen and Mariya Moore both started in an 89-69 win at IUPUI in 2014-15. Cochran led all scorers with 17 points, while Van Lith chipped in 13 - both becoming the first freshmen to score in double digits in the season opener since Asia Durr scored 12 points in a 75-71 loss to California to open the 2015-16 season. They were the first freshmen duo to both score in double figures in their debut since Moore had 22 and Hines-Allen had 11 in 2014-15.

MOST UOFL VICTORIES

Last year, for the second straight season, Louisville entered postseason play with 27 wins. Despite the NCAA Tournament not taking place, their 28 wins rank seventh all-time in program history. The top seven and 10 of the 11 top win totals in program history have come under Walz.

MELTING POT

Of the 12 student-athletes on its roster, seven are from different states (California, Georgia, Indiana, Kentucky, North Carolina, Tennessee, Washington). Norika Konno is from Sendai, Japan, Merissah Russell is from Ottawa, Ontario, while Elizabeth Balogun was born in Lagos, Nigeria.

Most UoFL Victories

Year	Record	NCAA Postseason
2017-18	36-3	Final Four
2008-09	34-5	NCAA Runner-Up
2013-14	33-5	Elite Eight
2018-19	32-4	Elite Eight
2016-17	29-8	Sweet 16
2012-13	29-9	NCAA Runner-Up
2019-20	28-4	*No NCAA Tourney
2006-07	27-8	NCAA 2nd Rd.
2014-15	27-7	Sweet 16

RETURNING POINT PRODUCTION

After losing five players to graduation (Diop, Dunham, Jones, Laemmle, Shook), UoFL returns 33.2 points per game, 45.5 percent of their production from a year ago.

RETURNING SHOOTERS

Louisville returns its two top 3-point shooters from last season with Dana Evans and Elizabeth Balogun. The duo made 125 of the 202 made 3-pointers last season, which accounted for 61.9 percent of their made threes. Evans led the ACC with 90 made 3-pointers and shot 43.1 percent, while Balogun made 35 and shot 32.1 percent.

JUST TWO RETURNING STARTERS

The Cardinals return two starters from a year ago (Dana Evans, Elizabeth Balogun). Evans started 29 of 30 games played. She has 35 career starts and is UoFL's active leader. Balogun started 26 of 28 games played last season. Elizabeth Dixon made four starts last season, while Mykasa Robinson made three starts a season ago and has five career starts at Louisville. Kianna Smith made 64 starts in 65 games in her two years at Cal, while Balogun and Dixon started all 30 games during their freshman season at Georgia Tech.

GIVE ME FIVE

Louisville returns just five players that saw game action a year ago - Evans, juniors Elizabeth Balogun, Elizabeth Dixon and Mykasa Robinson, along with sophomore Norika Konno. Evans and Robinson are lone players with three or more years of experience with the Cardinals as Evans enters her fourth season and Robinson her third.

LOUISVILLE PICKED FIRST IN ACC PRESEASON POLLS

UoFL was picked first in the league after winning three straight regular season titles. The Cards received 45 of 57 first-place votes from Blue Ribbon Panel for 840 points and 13 of 15 first-place votes from the head coaches for 223 points. Louisville was chosen as the preseason favorite for the second consecutive season.

2020-21 ACC Preseason Blue Ribbon Poll

1. Louisville	9. Georgia Tech
2. NC State	10. Duke
3. Syracuse	11. Miami
4. Notre Dame	12. Wake Forest
5. North Carolina	13. Clemson
6. Florida State	14. Virginia
7. Virginia Tech	15. Pitt
8. Boston College	

THE LAST TIME LOUISVILLE ...**Defeated an AP Top 5 team:**

Feb. 13, 2020 - No. 4 NC State, W, 66-59

Defeated an AP Top 25 team:

Jan. 21, 2021 - No. 23 Syracuse, W, 67-54

Scored 100 or more points:

Dec. 4, 2020 - No. 20 DePaul, W, 116-75

Scored less than 50 points:

Jan. 21, 2018 - No. 12 Florida State, L, 50-49

Allowed 100 or more points:

Dec. 20, 2009 - Kentucky, L, 101-67

Held a team to less than 50 points:

Jan. 10, 2021 - vs. Clemson, W, 70-45

Won an overtime game:

Dec. 19, 2019 - at UT Martin, W, 71-63 (2OT)

Lost an overtime game:

March 30, 2018 - No. 4 Miss. State, L, 73-63 (OT)

Played a double-overtime game:

Dec. 19, 2019 - at UT Martin, W, 71-63 (2OT)

THE LAST TIME UOFL HAD ...**A player score 30 points:**

47, Asia Durr vs. NC State (2/28/19)

A player score 35 points:

47, Asia Durr vs. NC State (2/28/19)

A player score 40 points:

47, Asia Durr vs. NC State (2/28/19)

Two players score 20 points in a game:

25, Dana Evans; 21, Kianna Smith vs. GT (2/11/21)

Three players score 20 points in a game:

21, Kianna Smith; 21, Hailey Van Lith; 20, Dana Evans vs. DePaul (12/4/20)

A player grab 15 boards:

15, Kylee Shook vs. Oregon (11/30/19)

A player grab 20 boards:

20, Angel McCoughtry vs. Syracuse (2/3/09)

Two or more players grab 10 rebounds in a game:

15, Kylee Shook; 12, Bionca Dunham vs. Oregon (11/30/19)

A player dish out 10 assists:

10, Dana Evans at Kentucky (12/15/19)

A player record five or more steals:

5, Mykasa Robinson at Pitt (2/18/21)

A player with five or more blocked shots:

5, Kylee Shook at Pitt (2/23/20)

Two players record a double-double:

Dana Evans, Kylee Shook at Kentucky (12/15/19)

Three players record a double-double:

M. Hines-Allen, M. Moore, S. Fuehring vs. Va. Tech (2/9/17)

Six players score in double figures:

Cochran (17), Dixon (13), Evans (13), K. Smith (13), Van Lith (11), Balogun (10) vs. UNC (1/28/21)

Seven players score in double figures:

Durr (12), Fuehring (12), Jones (12), Dunham (11), Hines-Allen (11), Shook (11), Evans (10) vs. TSU (12/12/17)

A player records a triple-double:

11 pts., 11 rbs., 10 assts. Mariya Moore vs. Syracuse (12/29/16)

A player with 7 or more 3-pointers:

7, Dana Evans at Boston College (1/16/20)

A player with 10 or more made free throws:

10, Dana Evans at UT Martin (12/19/19)

A player hit a last-second shot to win a game:

Sam Fuehring, :02.5 vs. Arizona State, 58-56 (11/23/18)

PRESEASON ACCOLADES

■ **Elizabeth Balogun** - Entering her second season at Louisville, Balogun was named to the Miller Award Watch List.

■ **Dana Evans** - After being named a WBCA All-American and ACC Player of the Year a season ago, Evans racked up the preseason honors leading into her senior season. She is one of five Associated Press Preseason All-Americans, ACC Preseason Player of the Year, Preseason First Team All-ACC, while being named to the Naismith Award, Wooden Award and Drysdale Award Watch Lists.

■ **Kianna Smith** - After sitting out last season, Smith was named to the Preseason ACC Newcomer Watch List.

■ **Hailey Van Lith** - In addition to being named to the Preseason ACC Newcomer Watch List, Van Lith was named to the Naismith Award and Lieberman Watch List.

EVANS NAMED ACC PLAYER OF THE YEAR, WBCA ALL-AMERICAN

Dana Evans was named ACC Player of the Year, All-ACC First Team, All-ACC Academic Team and All-ACC Tournament Team. She is the first player in ACC history to go from Sixth Player of the Year to ACC Player of the Year. She was named one of 10 WBCA All-Americans, joining Angel McCoughtry and Asia Durr as one of three WBCA All-Americans in program history.

WALZ IN THE BIG DANCE

Walz boasts a 30-11 record in NCAA Tournament games. He is eighth all-time in winning percentage and 4th among active coaches. He has directed UofL to a pair of national runner-up finishes (2009, 2013), three Final Fours (2009, 2013, 2018), five Elite Eights (2009, 2013, 2014, 2018, 2019), nine trips to the Sweet 16 and 11 NCAA Tournaments.

NCAA Tournament All-Time Winning Percentage

No.	Coach	Record	Years
1.	Geno Auriemma, UConn	.858 (121-20)	1989-pres
2.	Pat Summitt, Tennessee	.830 (112-23)	1982-2012
3.	Kim Mulkey, Baylor	.769 (50-15)	2001-pres
4.	Vic Schaefer, Mississippi St.	.760 (16-5)	1990-pres
5.	Linda Sharp, USC/Texas St.	.760 (19-6)	1982-1997
6.	Leon Barmore, Louisiana Tech	.747 (56-19)	1983-2002
7.	Muffet McGraw, Notre Dame	.736 (67-24)	1987-2020
8.	Jeff Walz, Louisville	.732 (30-11)	2008-pres
9.	Tara VanDerveer, OSU, Stan	.731 (87-32)	1982-pres
10.	Brenda Frese, Maryland	.700 (35-15)	2002-pres

WALZ NAMED USA BASKETBALL NATIONAL COACH OF THE YEAR

Louisville head coach Jeff Walz was recognized prior to the game vs. the USA Women's National Team last season as the recipient of the 2019 USA Basketball National Coach of the Year. Walz led the USA Basketball team to a perfect 7-0 record and a gold medal at the 2019 FIBA U19 World Cup in Bangkok, Thailand. With Walz at the helm, the USA U19 women topped its competition by an average of 25.2 points per game, including beating Australia 74-70 in overtime in the gold medal contest.

CARDINALS SIGN SCHETNAN AND VERHULST TO 2021 CLASS

Sydni Schetnan, a 6-foot-5 post player from Sioux Falls, S.D., and Payton Verhulst, a 6-foot-1 guard from De Soto, Kan., signed National Letters of Intent with the Louisville women's basketball program. ESPN HoopGurlz ranks the recruiting class as No. 20 in the nation.

■ **Schetnan** is ranked as No. 69 prospect by Collegiate Girls Basketball Report and No. 101 by PASS. She is ranked as a three-star prospect and the 10th best post player by espnW Hoop Gurlz. She is listed as a four-star prospect by Prospects Nation and the 11th best post player. She earned First Team Class AA All-State honors in 2020 after averaging 12.8 points and 8.3 rebounds, while shooting 48 percent from the floor. She blocked an impressive 75 shots in just 20 games, good for 3.8 blocks per game. She helped lead Washington to a 12-8 record and a spot in the Class AA state basketball tournament. She had 24 points, eight rebounds, three steals, two blocks, and an assist in a 65-48 win over No. 11 Mitchell in the state playoffs before the cancellation of tournament. Schetnan comes from a super-athletic family as her father ran cross country at North Dakota and her mother played basketball at South Dakota State and then ended her career at the University of South Dakota-Sioux Falls. She has a cousin that plays football at Iowa, two cousins that played volleyball at SDSU and her grandfather had a legendary career as boys basketball coach at Dakota Wesleyan that earned him a spot in the South Dakota Sports Hall of Fame. She is an exceptional volleyball player and plans to play both basketball and volleyball at the University of Louisville.

■ **Verhulst**, a McDonald's All-American, is a five-star prospect and is ranked as high as No. 8 overall by PASS and No. 9 by Collegiate Girls Basketball Report. espnW Hoop Gurlz ranked her No. 12 overall and as the fourth best guard. Prospect Nation listed her as the 10th best player and fifth best guard. She was named the 2020 Kansas Gatorade Player of the Year and a Naismith Trophy All-American. She was named First Team All-state following her freshman, sophomore and junior campaigns. As a junior, she started every game and averaged 17.8 points, 7.0 rebounds, 3.7 assists and 2.5 steals per game while leading Bishop Miege to a 21-2 overall record. During her freshman and sophomore seasons, she helped lead Bishop Miege to a combined 48-1 record, winning the state title as a sophomore and reaching the state title game as a freshman. She averaged 17.0 points, 7.0 rebounds, 6.0 assists, 4.0 steals and 3.0 blocks as a sophomore, and 13.0 points, 6.0 rebounds, 3.0 rebounds, 2.0 steals and 1.0 blocks as a freshman. Verhulst has an impressive international resume, as well. She was named 2019 FIBA Americas U16 Championship MVP after leading the team to a 6-0 record and a gold medal in Puerto Aysen, Chile. She started all six games and averaged 14.5 points and 2.8 rebounds.

TOP TEAM EFFORTS UNDER JEFF WALZ

Most points scored in a game: 116 vs. DePaul, 12/4/20 (UofL 116, DePaul 75)

Most field goals made in a game: 49 vs. DePaul, 12/4/20 (UofL 116, DePaul 75)

Most 3-point field goals made in a game: 18 vs. Syracuse, 2/11/12 (UofL 89, SU 62)

Most free throws made in a game: 32 vs. Rutgers, 1/11/09 (UofL 64, RU 59)

Most free throws attempted in a game: 42 vs. Rutgers, 1/11/09 (UofL 64, RU 59)

Most total rebounds in a game: 68 vs. Loyola-Chicago, 11/9/13 (UofL 101, LC 54)

Most assists in a game: 28 vs. Ball State, 12/17/13 (UofL 105, BSU 67); vs. Chattanooga, 3/18/17 (UL 82, UTC 62)

Most steals in a game: 24 vs. BYU, 3/21/15 (UofL 86, BYU 53)

Most blocked shots in a game: 11 vs. DePaul, 12/4/20 (UofL 116, DePaul 75); vs. TSU, 12/2/18 (UofL 107, TSU 52)

Fewest turnovers in a game: 3 vs. Oregon State, 3/26/18 (UofL 76, OSU 43)

Fewest points allowed in a game: 25 vs. Tennessee State, 12/31/12 (UofL 88, TSU 25)

Largest margin of victory: 74 vs. Wagner, 12/21/12 (UofL 106, WC 32)

Highest field goal percentage in a game: .678 (40-59) vs. IPFW, 11/29/10 (UofL 100, IPFW 79)

Highest 3-point percentage in a game (min. 8 attempts): .714 (10-14) vs. Rutgers, 3/8/09 (UofL 87, RU 82, 2 OT)

Lowest field goal percentage allowed: .167 (9-54) Tennessee State, 12/31/12 (UofL 88, TS 25)

HONORS

Elizabeth Balogun

2020-21 Miller Award Watch List

Olivia Cochran

2020-21 All-ACC Freshman Team

Liz Dixon

2020-21 All-ACC Academic Team

Dana Evans

2020-21 Kay Yow Scholar-Athlete of the Year
2020-21 All-ACC Academic Team
2020-21 ACC Player of the Year
2020-21 All-ACC First Team
2020-21 Senior CLASS Award Finalist
2020-21 Naismith Award Semifinalist
2020-21 Wade Trophy Midseason Watch List
2020-21 Dawn Staley Award Late Watch List
espnW Player of the Week - Feb. 8, 2021
ACC Player of the Week - Feb. 8, 2021
2020-21 Drysdale Award Finalist
2020-21 Wooden Award Late Season Top 20
USBWA National Player of the Week - Jan. 26, 2021
ACC Player of the Week - Jan. 25, 2021
2020 AP Preseason All-American
2020-21 Preseason ACC Player of the Year
2020-21 Preseason First Team All-ACC

Mykasa Robinson

2020-21 All-ACC Defensive Team
2020-21 All-ACC Academic Team

Kianna Smith

2020-21 All-ACC Academic Team
College Sports Madness ACC Player of the Week - Jan. 18, 2021
2020 Preseason ACC Newcomer Watch List

Hailey Van Lith

2020-21 All-ACC Freshman Team
2020-21 All-ACC Academic Team
2020 Lieberman Award Top 10
ACC Freshman of the Week - Jan. 11, 2021
ACC Freshman of the Week - Nov. 30, 2020
2020 Preseason ACC Newcomer Watch List
2020 Naismith Award Watch List

Jeff Walz

2021 Naismith Coach of the Year Semifinalist
2020 Naismith Coach of the Year Semifinalist
2019 USA Basketball National Coach of the Year
2018-19 Naismith Coach of the Year Candidate
2017-18 ACC Coach of the Year

2020-21 Women's Basketball Results**RECORD:** 22-2 Overall (Home: 13-1; Away: 7-1; Neutral: 2-0; ACC: 14-2)

Date	Opponent	Dec.	Result	Margin	Rec.	High Scorer	High Rebounder	High Assists	Attendance
N 25	at Southeast Missouri	W	74-53	+21	1-0	17 - Cochran	8 - Cochran, Van Lith	6 - Evans	475
N 29	EASTERN KENTUCKY	W	101-58	+43	2-0	20 - Evans, Van Lith	11 - Van Lith	7 - Evans	2,614
D 4	vs. DePaul	W	116-75	+41	3-0	21 - K.Smith, Van Lith	10 - Cochran	7 - Evans	0
D 6	UT MARTIN	W	85-67	+18	4-0	26 - Evans	10 - Cochran	3 - Robinson, Van Lith	2,709
D 9	at Duke	W	73-49	+24	5-0	24 - Evans	12 - Cochran	3 - Van Lith	0
J 1	NKU	W	74-64	+10	6-0	20 - Evans	10 - K. Smith	5 - Balogun, Evans	0
J 2	BELLARMINE	W	97-46	+51	7-0	15 - Cochran	8 - Van Lith	3 - Evans, Konno, Robinson	2,718
J 5	UT MARTIN	W	96-61	+35	8-0	29 - Evans	6 - Cochran	5 - Evans	2,754
J 7	at Virginia Tech	W	71-67	+4	9-0	22 - Evans	7 - Van Lith	3 - Evans, Van Lith	250
J 10	CLEMSON	W	70-45	+25	10-0	17 - K. Smith	9 - Cochran, Van Lith	6 - K. Smith	2,734
J 14	BOSTON COLLEGE	W	89-70	+19	11-0	24 - Evans	7 - Cochran, Dixon	4 - Van Lith	2,604
J 17	FLORIDA STATE	W	84-56	+28	12-0	16 - K. Smith	10 - Dixon	8 - Evans	2,804
J 21	SYRACUSE	W	67-54	+13	13-0	21 - Evans	8 - Dixon, Van Lith	7 - Evans	2,643
J 24	at Wake Forest	W	65-63	+2	14-0	25 - Evans	11 - Cochran	3 - Evans, Robinson	0
J 26	MIAMI	W	79-76	+3	15-0	21 - Dixon	9 - Dixon	5 - Evans	2,653
J 28	NORTH CAROLINA	W	79-68	+11	16-0	17 - Cochran	7 - Cochran, Balogun	5 - Balogun	2,748
F 1	NC STATE	L	60-74	-14	16-1	29 - Evans	9 - Cochran	2 - Robinson	2,989
F 4	at Boston College	W	97-68	+29	17-1	23 - Evans	8 - Robinson	5 - Evans	0
F 7	NOTRE DAME	W	71-65	+6	18-1	27 - Evans	11 - Cochran	5 - Evans	2,912
F 11	GEORGIA TECH	W	85-70	+15	19-1	25 - Evans	9 - Dixon	7 - Evans	2,914
F 18	at Pittsburgh	W	82-58	+24	20-1	29 - Evans	9 - Robinson	5 - Robinson	500
F 21	at Florida State	L	59-68	-9	20-2	13 - Evans	9 - Cochran	5 - Evans	1,258
F 28	at Notre Dame	W	78-61	+17	21-2	26 - Evans	5 - Cochran, K. Smith	5 - Evans, K. Smith	126
M 5	vs. Wake Forest	W	65-53	+12	22-2	24 - Van Lith	8 - Robinson	7 - Evans	0

2020-21 Louisville Women's Basketball Game-by-Game Team Statistics

Teams	FG-FGA	Pct	3FG-FGA	Pct	FT-FTA	Pct	O	D	Reb	PF-D	A	TO	Blk	Stl	1Q	2Q	3Q	4Q	OT	TOT
Seoulst Missouri Louisville	15-55 26-64	.273 .406	5-14 2-17	.357 .118	18-22 20-27	.818 .741	16 24	20 26	36 50	22-2 17-0	9 15	19 16	1 10	7 11	16 18	8 20	17 18	12 18		53 74
Eastern Kentucky LOUISVILLE	19-56 38-83	.339 .458	6-23 14-36	.261 .389	14-20 11-15	.700 .733	7 25	22 33	29 58	13-0 18-0	9 23	20 13	3 7	3 13	12 17	14 26	13 25	19 33		55 101
DePaul Louisville	23-81 49-81	.284 .605	4-27 6-16	.148 .375	25-37 12-16	.676 .750	21 13	19 42	40 55	15-0 31-0	10 26	20 22	0 11	8 8	24 30	13 31	17 40	21 15		75 116
UT Martin LOUISVILLE	21-51 29-69	.412 .420	7-20 7-23	.350 .304	18-25 20-29	.720 .690	3 12	32 31	35 43	22-0 26-0	11 12	19 9	2 1	3 9	14 15	13 25	21 24	19 21		67 85
Duke Louisville	22-61 28-63	.361 .444	1-16 7-16	.063 .438	4-7 10-11	.571 .909	14 12	24 26	38 38	12-0 10-0	9 9	18 12	3 4	3 7	12 21	10 14	14 14	13 24		49 73
Northern Kentucky LOUISVILLE	23-67 30-72	.343 .417	5-15 4-22	.333 .182	13-14 10-13	.929 .769	11 13	30 32	41 45	12-0 18-0	10 18	18 13	1 7	6 11	11 15	18 16	14 22	21 21		64 74
Bellarmine LOUISVILLE	17-52 39-64	.327 .609	3-18 3-16	.167 .188	9-11 16-24	.818 .667	5 17	13 31	18 48	21-0 8-0	7 18	14 8	1 8	4 6	12 26	9 26	11 25	14 20		46 97
UT Martin LOUISVILLE	20-50 33-67	.400 .493	4-14 13-26	.286 .500	17-24 17-19	.708 .895	5 12	23 27	28 39	16-0 20-0	9 17	18 9	3 4	3 10	13 21	11 28	19 29	18 18		61 96
Virginia Tech Louisville	22-56 30-62	.393 .484	6-20 5-17	.300 .294	17-26 6-7	.654 .857	10 7	24 26	34 33	15-0 19-2	13 10	14 15	5 4	6 8	13 25	20 17	20 12	14 17		67 71
Clemson LOUISVILLE	19-70 27-59	.271 .458	0-19 8-22	.000 .364	7-9 8-9	.778 .889	21 10	22 31	43 41	17-0 17-0	9 18	19 16	0 9	8 9	14 16	12 18	14 19	5 17		45 70
Boston College LOUISVILLE	27-62 34-60	.435 .567	8-22 10-21	.364 .476	8-10 11-13	.800 .846	11 7	20 25	31 32	17-0 14-0	15 16	13 13	0 3	9 6	16 26	12 16	28 26	14 21		70 89
Florida State LOUISVILLE	21-52 32-59	.404 .542	4-13 11-23	.308 .478	10-16 9-10	.625 .900	6 9	19 29	25 38	13-0 15-0	6 22	13 11	2 5	6 4	17 17	14 26	14 21	11 20		56 84
Syracuse LOUISVILLE	23-59 26-56	.390 .464	2-13 12-27	.154 .444	6-11 3-4	.545 .750	14 9	21 26	35 35	10-0 12-0	15 18	13 12	2 4	4 6	14 17	15 15	15 20	10 15		54 67
Wake Forest Louisville	25-63 23-58	.397 .397	1-11 6-18	.091 .333	12-24 13-13	.500 1.000	24 13	19 19	43 32	18-0 19-0	7 9	11 11	1 4	6 8	10 16	18 14	21 16	14 19		63 65
Miami LOUISVILLE	28-59 24-52	.475 .462	8-18 10-30	.444 .333	12-18 21-27	.667 .778	12 11	20 23	32 34	23-0 22-0	11 15	14 13	1 0	6 4	13 22	23 22	20 21	20 14		76 79
North Carolina LOUISVILLE	26-58 30-64	.448 .469	6-14 12-26	.429 .462	10-14 7-8	.714 .875	8 8	27 26	35 34	13-1 15-0	10 16	10 6	2 4	2 4	16 30	14 25	16 16	22 8		68 79
North Carolina State LOUISVILLE	28-64 23-60	.438 .383	6-21 8-19	.286 .421	12-12 6-8	1.000 .750	13 6	31 23	44 29	13-0 13-0	14 6	13 13	0 8	6 8	18 18	11 7	20 19	25 16		74 60
Boston College Louisville	27-63 37-65	.429 .569	9-18 10-23	.500 .435	5-8 13-16	.625 .813	13 17	14 26	27 43	21-0 15-0	10 15	16 14	3 2	7 5	25 29	13 21	16 22	14 25		68 97
Notre Dame LOUISVILLE	26-66 27-68	.394 .397	6-20 9-26	.300 .346	7-8 8-12	.875 .667	11 12	30 29	41 41	16-0 10-0	14 12	13 12	4 8	7 9	17 21	17 21	16 16	15 13		65 71
Georgia Tech LOUISVILLE	25-60 32-65	.417 .492	6-13 6-14	.462 .429	14-21 15-16	.667 .938	10 9	24 28	34 37	16-0 18-1	18 17	14 9	1 6	4 7	20 19	8 17	23 24	19 25		70 85
Pittsburgh Louisville	21-66 33-65	.318 .508	8-19 3-16	.421 .188	8-17 13-15	.471 .867	21 14	19 30	40 44	15-0 16-0	17 18	20 11	4 7	3 9	9 17	18 16	13 28	18 21		58 82
Florida State Louisville	19-60 21-60	.317 .350	3-13 3-20	.231 .150	27-38 14-22	.711 .636	19 14	26 27	45 41	21-0 26-0	9 13	11 11	5 4	6 5	14 17	14 9	11 17	29 16		68 59
Notre Dame Louisville	25-55 32-62	.455 .516	5-15 6-21	.333 .286	6-10 8-9	.600 .889	11 7	24 21	35 28	18-0 14-0	13 16	25 12	2 4	6 10	18 28	10 16	17 15	16 19		61 78
Wake Forest Louisville	16-52 28-64	.308 .438	3-18 9-21	.167 .429	18-23 0-2	.783 .000	9 9	27 28	36 37	7-0 17-0	8 20	14 11	3 2	3 9	10 17	18 15	16 12	9 21		53 65

2020-21 Louisville Women's Basketball Specialty Statistics

GAME	Points in Paint	Points Off TO	2nd Chance	Fast Break	Bench	Largest Lead	Largest Deficit	Times Tied	Lead Changes	Margins Half	Margins Final
Southeast Missouri	34/12	26/10	21/13	12/0	18/10	26 (4th, 3:20)	2 (1st, 1:18)	1	10	+14	+21
EKU	44/24	23/14	19/4	12/4	25/14	45 (4th, 1:05)	-	0	0	+17	+43
DePaul	74/36	36/17	14/21	32/17	51/31	51 (4th, 3:54)	-	0	0	+24	+41
UT Martin	40/24	13/8	12/2	13/0	36/5	21 (4th, 5:13)	3 (1st, 8:14)	2	10	+13	+18
Duke	38/36	23/4	11/15	9/10	6/4	27 (4th, 2:49)	2 (1st, 9:03)	1	3	+13	+24
Northern Kentucky	48/32	17/6	14/8	11/8	18/10	11 (4th, 6:11)	5 (3rd, 5:14)	9	6	+2	+10
Bellarmine	64/24	20/1	25/4	4/0	52/15	51 (4th, 1:01)	3 (1st, 9:44)	0	1	+31	+51
UT Martin	30/24	26/7	7/4	9/4	28/16	37 (3rd, 0:45)	2 (1st, 9:24)	1	3	+25	+35
Virginia Tech	42/28	14/16	7/10	15/7	21/13	16 (2nd, 3:51)	3 (1st, 9:20)	2	9	+9	+4
Clemson	26/24	18/14	10/11	5/4	24/12	26 (4th, 2:31)	2 (1st, 7:27)	4	4	+8	+25
Boston College	42/32	16/10	14/12	8/2	10/25	23 (4th, 2:27)	2 (1st, 9:57)	0	3	+14	+19
Florida State	30/20	6/13	4/8	7/4	35/3	28 (4th, 0:40)	2 (1st, 9:05)	5	7	+12	+28
Syracuse	22/36	13/11	6/15	4/4	10/18	15 (4th, 7:27)	4 (2nd, 5:23)	4	6	+3	+13
Wake Forest	32/38	14/11	13/19	8/3	11/14	9 (2nd, 9:20)	9 (4th, 7:15)	7	10	+2	+2
Miami	26/30	14/14	13/20	2/4	29/16	16 (3rd, 4:03)	-	1	0	+8	+3
North Carolina	28/36	18/5	11/7	2/7	15/33	32 (3rd, 2:52)	-	0	0	+25	+11
North Carolina State	18/36	9/10	3/11	7/4	7/18	4 (1st, 4:11)	18 (4th, 4:19)	4	5	-4	-14
Boston College	50/32	21/15	26/10	8/8	32/9	29 (4th, 0:11)	3 (1st, 9:34)	2	1	+12	+29
Notre Dame	30/36	11/12	4/2	10/8	16/29	11 (3rd, 8:44)	5 (1st, 2:10)	1	5	+8	+6
Georgia Tech	44/30	13/8	13/14	6/4	22/14	16 (3rd, 5:59)	7 (1st, 1:48)	5	4	+8	+15
Pittsburgh	46/22	21/6	14/8	16/4	18/19	27 (4th, 1:01)	-	1	0	+6	+24
Florida State	24/28	9/8	10/14	8/11	16/12	7 (3rd, 5:51)	9 (4th, 0:44)	6	8	-2	-9
Notre Dame	38/32	25/12	5/13	13/2	32/28	22 (2nd, 2:04)	-	0	0	+16	+17
Wake Forest	32/22	15/8	4/8	20/4	19/5	13 (4th, 4:15)	1 (3rd, 0:45)	5	2	+4	+12

2020-21 Team Extended Statistics

##	Player	gp-gs	min	avg	fg-tfg	fg%	3fg-tfg	3fg%	ft-tft	ft%	off	def	tot	avg	pt	dq	a	a/g	to	to/g	afto	bik	bik/g	stl	stl/g	pts	avg
01	Dana Evans	24-24	780	32.5	179-408	.439	58-156	.372	76-81	.938	5	61	66	2.8	38	0	107	4.46	51	2.13	2.10	2	0.08	33	1.38	492	20.5
10	Hailey Van Lith	24-24	713	29.7	99-234	.423	41-107	.383	38-47	.809	33	97	130	5.4	49	0	50	2.08	42	1.75	1.19	6	0.25	29	1.21	277	11.5
14	Kianna Smith	22-14	584	26.5	97-213	.455	45-117	.385	12-15	.800	18	63	81	3.7	46	2	49	2.23	22	1.00	2.23	9	0.41	22	1.00	251	11.4
44	Olivia Cochran	23-19	474	20.6	100-166	.602	1-6	.167	48-64	.750	45	104	149	6.5	51	0	14	0.61	41	1.78	0.34	22	0.96	12	0.52	249	10.8
22	Elizabeth Dixon	24-7	468	19.5	86-145	.593	0-0	.000	33-45	.733	60	83	143	6.0	44	0	10	0.42	26	1.08	0.38	30	1.25	9	0.38	205	8.5
04	Elizabeth Balogun	23-16	504	21.9	56-124	.452	21-66	.318	22-28	.786	28	66	94	4.1	49	1	43	1.87	30	1.30	1.43	37	1.61	26	1.13	155	6.7
00	Ramani Parker	14-0	91	6.5	19-24	.792	0-0	.000	8-12	.667	10	23	33	2.4	15	0	0	0.00	9	0.64	0.00	5	0.36	0	0.00	46	3.3
11	Norika Konno	24-0	284	11.8	28-62	.452	9-28	.321	10-13	.769	16	19	35	1.5	21	0	24	1.00	19	0.79	1.26	7	0.29	10	0.42	75	3.1
02	Ahlana Smith	21-5	224	10.7	24-56	.429	6-21	.286	6-11	.545	6	12	18	0.9	20	0	16	0.76	13	0.62	1.23	4	0.19	13	0.62	60	2.9
13	Merissah Russell	18-0	127	7.1	16-36	.444	1-6	.167	10-15	.667	14	27	41	2.3	18	0	8	0.44	9	0.50	0.89	1	0.06	4	0.22	43	2.4
31	Nyah Green	5-0	52	10.4	5-19	.263	1-6	.167	0-0	.000	5	5	10	2.0	8	0	1	0.20	2	0.40	0.50	0	0.00	0	0.00	11	2.2
05	Mykasa Robinson	24-11	484	20.2	20-50	.400	0-1	.000	6-12	.500	35	62	97	4.0	50	0	57	2.38	21	0.88	2.71	2	0.08	28	1.17	46	1.9
03	Malea Williams	6-0	15	2.5	2-5	.400	1-2	.500	2-2	1.000	0	5	5	0.8	1	0	0	0.00	1	0.17	0.00	1	0.17	0	0.00	7	1.2
Total.....		0	4800		731-1542	.474	184-516	.357	271-345	.786	290	665	955	0.0	410	3	379	0.00	292	0.00	1.30	126	0.00	186	0.00	1917	0.0
Opponents.....		0	4800		538-1438	.374	116-414	.280	297-425	.699	295	550	845	0.0	385	5	263	0.00	379	0.00	0.69	49	0.00	126	0.00	1489	0.0

Score by Periods

	1st	2nd	3rd	4th	Totals
Louisville	498	461	501	457	1917
Opponents	358	333	406	392	1489

2020-21 Louisville Game-By-Game Individual Points, Rebounds & Assists

Opponent	Date	Score	PARKER, RAM	EVANS, DANA	SMITH, AHLA	WILLIAMS, M	BALOGUN, EL	ROBINSON, M	LITH, HAILE
at Southeast Missouri	11-25-20	74-53 w	2-4-0	15-2-6	7-1-2	DNP	4-5-0	0-4-4	13-8-1
EASTERN KY.	11/29/20	101-58 w	2-7-0	20-0-7	9-6-2	DNP	12-7-4	2-5-4	20-11-1
vs DePaul	12/04/20	116-75 w	7-4-0	20-3-7	5-1-1	DNP	0-3-1	2-5-2	21-4-1
UT MARTIN	12/06/20	85-67 w	4-2-0	26-1-1	1-0-2	DNP	5-1-1	0-5-3	10-7-3
at Duke	12/09/20	73-49 w	0-0-0	24-1-2	0-1-0	DNP	3-2-0	0-6-1	14-4-3
NORTHERN KY.	01/01/21	74-64 w	2-1-0	20-6-5	2-2-1	DNP	2-8-5	0-0-1	10-3-0
BELLARMINE	01/02/21	97-46 w	10-1-0	11-3-3	7-3-2	0-1-0	4-4-2	2-5-3	4-8-0
UT MARTIN	01/05/21	96-61 w	0-1-0	29-2-5	6-0-0	7-3-0	5-3-0	0-3-2	12-5-3
at Virginia Tech	01/07/21	71-67 w	DNP	22-3-3	4-0-0	DNP	0-6-2	2-2-0	15-7-3
CLEMSON	01/10/21	70-45 w	0-0-0	10-2-3	DNP	0-1-0	14-6-3	2-0-4	7-9-1
BOSTON COLLEGE	01/14/21	89-70 w	0-0-0	24-2-3	0-0-2	DNP	11-2-3	2-2-1	13-5-4
FLORIDA ST.	01/17/21	84-56 w	4-2-0	12-1-8	5-1-0	DNP	6-5-2	2-0-1	15-4-3
SYRACUSE	01/21/21	67-54 w	DNP	21-4-7	0-0-0	DNP	5-1-4	2-6-2	18-8-1
at Wake Forest	01/24/21	65-63 w	DNP	25-4-3	0-0-0	DNP	12-6-1	2-1-3	5-2-2
MIAMI (FL)	01/26/21	79-76 w	DNP	20-6-5	0-0-0	DNP	14-5-4	0-2-2	9-5-4
NORTH CAROLINA	01/28/21	79-68 w	DNP	13-5-2	0-0-1	DNP	10-7-5	0-3-1	11-2-4
NC STATE	02/01/21	60-74 L	DNP	29-2-1	DNP	DNP	7-3-1	0-1-2	6-4-1
at Boston College	02/04/21	97-68 w	7-5-0	23-4-5	9-0-0	0-0-0	DNP	2-8-2	15-3-3
NOTRE DAME	02/07/21	71-65 w	DNP	27-3-5	DNP	DNP	12-2-0	5-8-4	3-3-1
GEORGIA TECH	02/11/21	85-70 w	DNP	25-4-7	0-0-0	DNP	9-2-2	0-7-2	4-5-0
at Pittsburgh	02/18/21	82-58 w	2-2-0	29-0-2	0-2-1	0-0-0	10-5-0	6-9-5	13-6-4
at Florida St.	02/21/21	59-68 L	DNP	13-2-5	0-0-0	0-0-0	8-4-2	3-5-0	5-8-2
at Notre Dame	02/28/21	78-61 w	DNP	26-2-5	2-1-0	DNP	0-3-0	10-2-4	10-4-2
vs Wake Forest	03/05/21	65-53 w	6-4-0	8-4-7	3-0-2	DNP	2-4-1	2-8-4	24-5-3

Opponent	Date	Score	11 KONNO, NORI	13 RUSSELL, ME	14 SMITH, KIAN	22 DIXON, ELIZ	44 COCHRAN, OL
at Southeast Missouri	11-25-20	74-53 w	6-4-0	8-5-1	DNP	2-5-0	17-8-1
EASTERN KY.	11/29/20	101-58 w	6-0-3	4-4-1	DNP	6-8-0	15-5-1
vs DePaul	12/04/20	116-75 w	2-2-2	1-5-3	21-6-6	12-4-0	19-10-2
UT MARTIN	12/06/20	85-67 w	9-3-0	6-2-1	10-1-0	7-7-1	7-10-0
at Duke	12/09/20	73-49 w	2-0-1	0-0-0	15-3-0	4-5-0	11-12-2
NORTHERN KY.	01/01/21	74-64 w	1-2-4	1-2-0	11-10-1	12-3-1	13-5-0
BELLARMINE	01/02/21	97-46 w	11-1-3	8-7-1	11-5-2	14-6-0	15-3-2
UT MARTIN	01/05/21	96-61 w	5-4-3	4-2-0	14-5-1	6-5-1	8-6-2
at Virginia Tech	01/07/21	71-67 w	6-0-0	3-0-0	5-2-2	6-2-0	8-2-0
CLEMSON	01/10/21	70-45 w	4-1-1	0-2-0	17-2-6	10-8-0	6-9-0
BOSTON COLLEGE	01/14/21	89-70 w	0-2-1	2-3-0	13-2-2	6-7-0	18-7-0
FLORIDA ST.	01/17/21	84-56 w	0-2-2	0-3-0	16-5-6	10-10-0	14-3-0
SYRACUSE	01/21/21	67-54 w	0-0-0	DNP	8-4-2	2-8-1	11-3-1
at Wake Forest	01/24/21	65-63 w	5-1-0	DNP	0-1-0	6-4-0	10-11-0
MIAMI (FL)	01/26/21	79-76 w	0-0-0	DNP	8-5-0	21-9-0	7-2-0
NORTH CAROLINA	01/28/21	79-68 w	2-1-0	0-0-0	13-4-0	13-4-1	17-7-2
NC STATE	02/01/21	60-74 L	0-0-0	DNP	8-2-1	2-7-0	8-9-0
at Boston College	02/04/21	97-68 w	10-7-3	6-5-0	14-2-1	11-6-1	DNP
NOTRE DAME	02/07/21	71-65 w	2-2-1	DNP	16-4-1	4-6-0	2-11-0
GEORGIA TECH	02/11/21	85-70 w	0-0-0	0-1-0	21-3-5	13-9-1	13-6-0
at Pittsburgh	02/18/21	82-58 w	2-0-0	0-0-1	4-5-3	12-5-2	4-5-0
at Florida St.	02/21/21	59-68 L	0-2-0	DNP	10-4-3	8-5-0	12-9-1
at Notre Dame	02/28/21	78-61 w	0-1-0	0-0-0	10-5-5	12-3-0	8-5-0
vs Wake Forest	03/05/21	65-53 w	2-0-0	0-0-0	6-1-2	6-7-1	6-1-0

Louisville Women's Basketball Miscellaneous Statistics

Louisville's Record When the Cardinals ...

Lead at halftime	22-0
Trail at halftime	0-2
Tied at halftime	0-0
Shoot better from the field than opponent	20-1
Shoot worse from the field than opponent	1-1
Shoot the same from the field as opponent	1-0
Shoot 50 percent or better from the field	7-0
Shoot below 50 percent from the field	15-2
Opp. shoots 50 pct. or better from the field	0-0
Opp. shoots below 50 pct. from the field	22-2
Make more than 7 3-point goals	11-1
Make 7 or fewer 3-point goals	11-1
Attempt 20 or more 3-point field goals	14-1
Attempt less than 20 3-point field goals	8-1
Make more free throws than opponent	13-0
Opponent makes more free throws	8-2
Free throws made are even	1-0
Outrebound their opponent	14-0
Outrebounded by their opponent	5-2
Rebounds are even	3-0
Bench outscore the opposing bench	16-1
Bench points are even	0-0
Opponent bench outscore bench	6-1
Commit fewer turnovers than opponent	18-0
Commit more turnovers than opponent	2-0
Turnovers are even	2-2
Lead with 5:00 remaining	21-0
Trail with 5:00 remaining	1-2
Tied with 5:00 remaining	0-0
Play an overtime game	0-0
1-4 point margins	2-0
5-10 point margins	3-1
11-20 point margins	7-1
21 or more point margins	10-0
vs. AP Top 25 teams	2-1
Play at home	13-1
Play on the road	7-1
Play on a neutral court	2-0
Score 59 points or less	0-1
Score 60-69 points	3-1
Score 70-79 points	9-0
Score 80-89 points	5-0
Score 90 points or more	5-0
Allow 59 points or less	9-0
Allow 60-69 points	9-1
Allow 70-79 points	4-1
Allow 80-89 points	0-0
Allow 90 points or more	0-0
Play after a loss	2-0
Score the first point	14-1
November	2-0
December	3-0
January	11-0
February	5-2
March	1-0

Double-Figure
Scoring Games

Evans - 23
Van Lith - 16
K. Smith - 15
Cochran - 13
Dixon - 11
Balogun - 8
Konno - 2
Robinson - 1
Parker - 1

Games Leading
UofL in Scoring

Evans - 16
Cochran - 3
K. Smith - 3
Van Lith - 3
Dixon - 1

Games Leading
UofL in Rebounding

Cochran - 13
Van Lith - 6
Dixon - 5
Robinson - 3
K. Smith - 2
Balogun - 1

Games Leading
UofL in Assists

Evans - 17
Robinson - 5
Van Lith - 4
Balogun - 2
K. Smith - 2
Konno - 1

Scored Louisville's
First Points

Who

Cochran - 9
K. Smith - 4
Evans - 3
Balogun - 3
Dixon - 2
Van Lith - 2
Robinson - 1

How

Layup - 9
3-pointer - 8
Jump Shot - 6
Free throws - 1

Double-Doubles

Cochran - 3
Dixon - 1
K. Smith - 1
Van Lith - 1

Jump Balls Controlled

UofL 11
Opponents 13

Starting Lineups

W-L

6-0	Evans	Van Lith	K. Smith	Balogun	Cochran
5-0	Evans	Van Lith	Robinson	K. Smith	Dixon
5-0	Evans	Van Lith	A. Smith	Balogun	Cochran
4-0	Evans	Van Lith	Robinson	Balogun	Cochran
1-0	Evans	Van Lith	Balogun	Cochran	Dixon
1-1	Evans	Van Lith	Robinson	K. Smith	Cochran
0-1	Evans	Van Lith	K. Smith	Cochran	Dixon

Scoring Summary

	1st Pd.	2nd Pd.	3rd Pd.	4th Pd.	OT	Total
Louisville	498	461	501	457		1,917
Opponents	358	333	406	392		1,489

Leads and Deficits

Biggest Halftime Lead	31 (52-21) vs. Bellarmine (1/2)
Biggest Halftime Lead Blown	
Biggest Halftime Deficit	4 (25-29) vs. NC State (2/1)
Biggest Halftime Deficit Overcome	
Biggest 2nd Half Lead	51 (116-65) at DePaul (12/4), vs. Bellarmine (1/2)
Biggest 2nd Half Lead Blown	7 (39-32) at Florida State (2/21)
Biggest 2nd Half Deficit	18 (47-65) vs. NC State (2/1)
Biggest 2nd Half Deficit Overcome	9 (55-46) at Wake Forest (1/24)
Biggest Overall Lead	51 (116-65) at DePaul (12/4), (97-46) vs. Bellarmine (1/2)
Biggest Lead Blown	7 (39-32) at Florida State (2/21)
Biggest Overall Deficit	18 (47-65) vs. NC State (2/1)
Biggest Deficit Overcome	9 (55-46) at Wake Forest (1/24)

Home, Road, Quarter, and Half Statistics

FG% in KFC Yum! Center472 (424-898)
FG% on the Road461 (230-499)
3-Pt. FG% in KFC Yum! Center384 (127-331)
3-Pt. FG% on the Road284 (42-148)
FT% in KFC Yum! Center783 (162-207)
FT% on the Road808 (97-120)
Scoring Avg. in KFC Yum! Center	81.2 (1137 pts.)
Scoring Average on the Road	74.9 (599 pts.)
Opp. Scoring Avg. in KFC Yum! Center	62.4 (874 pts.)
Opp. Scoring Avg. on the Road	60.9 (487 pts.)
Most 1st Quarter Points	30 at DePaul (12/4), vs. UNC (1/28)
Most 2nd Quarter Points	31 at DePaul (12/4)
Most 3rd Quarter Points	40 at DePaul (12/4)
Most 4th Quarter Points	33 vs. EKU (11/29)
Fewest 1st Quarter Points	15 vs. UTM (12/6)
Fewest 2nd Quarter Points	7 vs. NC State (2/1)
Fewest 3rd Quarter Points	12 at VT (1/7), vs. Wake Forest (3/5)
Fewest 4th Quarter Points	8 vs. UNC (1/28)

Opponents' Quarter Breakdown

Fewest 1st Quarter Points	9 at Pitt (2/18)
Fewest 2nd Quarter Points	8 at SEMO (11/25), vs. GT (2/11)
Fewest 3rd Quarter Points	11 at Florida State (2/21)
Fewest 4th Quarter Points	5 vs. Clemson (1/10)
Most 1st Quarter Points	25 at Boston College (2/4)
Most 2nd Quarter Points	23 vs. Miami (1/26)
Most 3rd Quarter Points	28 vs. Boston College (1/14)
Most 4th Quarter Points	29 at Florida State (2/21)

2020-21 Attendance

Home	35,796	(2,557 avg.)
Away	2,609	(373 avg.)
Neutral	0	(0 avg.)
Total	38,405	(1,600 avg.)

2020-21 Louisville Women's Basketball Team Superlatives

Louisville High	Louisville Low	Statistical Category	Opponent High	Opponent Low
116 at DePaul (12/4)	59 at Florida State (2/21)	Points	76 vs. Miami (1/26)	45 vs. Clemson (1/10)
61 at DePaul (12/4)	25 vs. NC State (2/1)	First-Half Points	38 at Boston College (2/4)	21 vs. Bellarmine (1/2)
58 vs. EKU (11/29)	24 vs. North Carolina (1/28)	Second-Half Points	45 vs. NC State (2/1)	19 vs. Clemson (1/10)
49 at DePaul (12/4)	21 at Florida State (2/21)	Field Goals	28 vs. Miami (1/26), vs. NC State (2/1)	15 at SEMO (11/25)
83 vs. EKU (11/29)	52 vs. Miami (1/26)	Field Goal Attempts	81 at DePaul (12/4)	50 vs. UTM (1/5)
.609 vs. Bellarmine (1/2)	.350 at Florida State (2/21)	FG Percentage	.471 vs. Miami (1/26)	.271 vs. Clemson (1/10)
14 (14-36) vs. EKU (11/29)	2 (2-17) at SEMO (11/25)	3-Point Field Goals	9 (9-18) at Boston College (2/4)	0 (0-19) vs. Clemson (1/10)
36 vs. EKU (11/29)	14 vs. Georgia Tech (2/11)	3-Point Field Goal Att.	27 at DePaul (12/4)	11 at Wake Forest (1/24)
.500 (13-26) vs. UTM (1/5)	.118 (2-17) at SEMO (11/25)	3-Point FG Percentage	.500 at Boston College (2/4)	.000 (0-19) vs. Clemson (1/9)
21 (21-27) vs. Miami (1/26)	0 (0-2) vs. Wake Forest (3/5)	Free Throws	27 (27-38) at Florida State (2/21)	4 (4-7) at Duke (12/9)
29 vs. UTM (12/6)	2 vs. Wake Forest (3/5)	Free Throw Attempts	38 at Florida State (2/21)	7 at Duke (12/9)
1.000 (13-13) at Wake Forest (1/24)	.000 (0-2) vs. Wake Forest (3/5)	Free Throw Percentage	1.000 (12-12) vs. NC State (2/1)	.471 (8-17) at Pittsburgh (2/18)
25 vs. EKU (11/29)	6 vs. NC State (2/1)	Offensive Rebounds	24 at Wake Forest (1/24)	3 vs. UTM (12/6)
42 at DePaul (12/4)	19 at Wake Forest (1/24)	Defensive Rebounds	32 vs. UTM (12/6)	13 vs. Bellarmine (1/2)
58 vs. EKU (11/29)	28 at Notre Dame (2/28)	Total Rebounds	45 at Florida State (2/21)	18 vs. Bellarmine (1/2)
31 at DePaul (12/4)	8 vs. Bellarmine (1/2)	Fouls	23 vs. Miami (1/26)	7 vs. Wake Forest (3/5)
26 at DePaul (12/4)	6 vs. NC State (2/1)	Assists	18 vs. Georgia Tech (2/11)	6 vs. Florida State (1/17)
22 at DePaul (12/4)	6 vs. North Carolina (1/28)	Turnovers	25 at Notre Dame (2/28)	10 vs. North Carolina (1/28)
11 at DePaul (12/4)	0 vs. Miami (1/26)	Blocked Shots	5 at Virginia Tech (1/7), at Florida State (2/21)	0 by four teams
13 vs. EKU (11/29)	4 vs. Florida State (1/17), vs. Miami (1/26), vs. North Carolina (1/28)	Steals	9 vs. Boston College (1/14)	2 vs. North Carolina (1/28)

2020-21 Louisville Women's Basketball Individual Superlatives

	Louisville	Opponent
Points	29 by Dana Evans vs. UTM (1/5/20), vs. NC State (2/1/21), at Pittsburgh (2/18/21)	26 by Chelsey Perry vs. UTM (12/6/20), vs. UTM (1/5/21); by Petra Holesinská vs. UNC (1/28/21); by Morgan Jones at Florida State (2/21/21)
Field Goals Made	11 by Dana Evans at Virginia Tech (1/7/21), at Pittsburgh (2/18/21)	10 by Petra Holesinská vs. UNC (1/28/21)
Field Goals Attempted	22 by Dana Evans at Virginia Tech (1/7/21), at Wake Forest (1/24/21), vs. NC State (2/1/21)	19 by Chelsey Perry vs. UTM (12/6/20)
Highest FG Pct. (min. 5 made)	1.000 by Olivia Cochran (7-7) and Ramani Parker (5-5) vs. Bellarmine (1/2/21); by Mykasa Robinson (5-5) at Notre Dame (2/28/21)	.778 (7-9) by Elissa Cunane vs. NC State (2/1/21)
3-Point Field Goals Made	6 (6-7) by Dana Evans vs. UTM (1/5/21); (6-11) by Hailey Van Lith vs. Syracuse (1/21/21), (6-10) vs. Wake Forest (3/5/21)	5 by Petra Holesinská vs. UNC (1/28/21); by Makalya Dickens at Boston College (2/4/21); by Gabby Green at Pittsburgh (2/18/21)
3-Point Field Goals Attempted	11 by Hailey Van Lith vs. Syracuse (1/21/21); by Dana Evans vs. Notre Dame (2/7/21)	10 by Petra Holesinská vs. UNC (1/28/21)
3-Point FG Pct. (min. 3 made)	.857 (6-7) by Dana Evans vs. UTM (1/5/21)	.833 (5-6) by Makayla Dickens at Boston College (2/4/21)
Free Throws Made	9 (9-10) by Olivia Cochran at SEMO (11/25/20); (9-12) by Elizabeth Dixon vs. Miami (1/26/21)	12 (12-15) by Darrione Rogers at DePaul (12/4/20); (12-15) by Morgan Jones at Florida State (2/21/21)
Free Throws Attempted	12 (9-12) by Elizabeth Dixon vs. Miami (1/26/21)	15 (12-15) by Darrione Rogers at DePaul (12/4/20); (12-15) by Morgan Jones at Florida State (2/21/21)
Free Throw Pct. (min. 6 made)	1.000 (7-7) by Dana Evans at Wake Forest (1/24/20), (8-8) vs. Miami (1/26/20), (8-8) vs. Georgia Tech (2/11/20)	1.000 (6-6) by Alice Recanati vs. EKU (11/29/20); (8-8) by Jada Boyd vs. NC State (2/1/21); (8-8) by Kierra Fletcher vs. Georgia Tech (2/11/21)
Offensive Rebounds	6 by Olivia Cochran at Duke (12/9/20)	7 by Olivia Summiel at Wake Forest (1/24/21)
Defensive Rebounds	9 by Kianna Smith vs. NKU (1/1/21); by Olivia Cochran at Wake Forest (1/24/21), vs. Notre Dame (2/7/21)	9 by Alyssa Usiby vs. UNC (1/28/21); by Kayla Jones vs. NC State (2/1/21)
Total Rebounds	12 by Olivia Cochran at Duke (12/9/20)	13 by Ivana Raca at Wake Forest (1/24/21); by Kayla Jones vs. NC State (2/1/21)
Turnovers	5 by Hailey Van Lith at Wake Forest (1/24/21), at Boston College (2/4/21); by Olivia Cochran vs. NC State (2/1/21)	8 by Alice Recanati vs. EKU (11/29/20)
Assists	8 by Dana Evans vs. Florida State (1/17/21)	11 by Tiana Mangakahia vs. Syracuse (1/21/21)
Blocked Shots	4 by Elizabeth Balogun at DePaul (12/4/20), vs. NKU (1/1/21); by Elizabeth Dixon vs. NC State (2/1/21), at Florida State (2/21/21)	3 by Jade Williams at Duke (12/9/20); by Asiah Jones at Virginia Tech (1/7/21)
Steals	5 by Kianna Smith vs. Notre Dame (2/7/21); by Mykasa Robinson at Pittsburgh (2/18/21)	3 by six players
Minutes Played (regulation game)	40 by Dana Evans vs. Syracuse (1/21/21), at Wake Forest (1/24/21), vs. NC State (2/1/21)	40 by Tiana Mangakahia and Kiara Lewis vs. Syracuse (1/21/21); by Kierra Fletcher vs. Georgia Tech (2/11/21)
Minutes Played (overtime game)		



O RAMANI PARKER

Forward | 6-4 | Redshirt-Freshman
Fresno, Calif. | Montverde Academy

SEASON HIGHS	
Points.....	10 vs. Bellarmine (1/2/21)
Reb.....	7 vs. ECU (11/29/20)
Asst.....	
Blocks.....	1, (five times) latest vs. Wake (3/5/21)
Steals.....	
FGM.....	5 vs. Bellarmine (1/2/21)
FGA.....	5 vs. Bellarmine (1/2/21)
3FGM.....	
3FGA.....	
FT.....	3 at BC (2/4/21)
FTA.....	3 vs. UTM (12/6/20), at BC (2/4/21)
Minutes.....	16 vs. Wake (3/5/21)

MISC STATS	Season	Career
Double-Doubles.....		
10-Plus Points.....	1	1
20-Plus Points.....		
30-Plus Points.....		
Team-High Points.....		
10-Plus Rebounds.....		
Team-High Rebounds.....		
10-Plus Assists.....		
Team-High Assists.....		

2020-21 GAME-BY-GAME													
Opponent	Min	FG-A	3PT-A	FT-A	O-D-T	PF	AST	TO	BLK	STL	PTS	AVG	
at SEMO	8	1-2	0-0	0-0	1-3-4	2	0	3	1	0	2	2.0	
ECU	15	1-2	0-0	0-0	1-6-7	4	0	1	0	0	2	2.0	
vs. DEPAUL	10	3-3	0-0	1-2	1-3-4	3	0	1	0	0	7	3.7	
UTM	5	1-2	0-0	2-3	2-0-2	1	0	0	0	0	4	3.8	
at DUKE	1	0-1	0-0	0-0	0-0-0	0	0	0	0	0	0	3.0	
NKU	2	1-1	0-0	0-0	0-1-1	2	0	0	0	0	2	2.8	
BELL	9	5-5	0-0	0-2	0-1-1	0	0	0	0	0	10	3.9	
UTM	2	0-0	0-0	0-0	0-1-1	0	0	2	0	0	0	3.4	
at VT					DNP								
CLEMSON	2	0-0	0-0	0-0	0-0-0	0	0	0	0	0	0	3.0	
BC	2	0-0	0-0	0-0	0-0-0	0	0	0	1	0	0	2.7	
FSU	2	2-2	0-0	0-0	0-2-2	0	0	0	1	0	4	2.8	
SYR					DNP								
at WAKE					DNP								
MIAMI					DNP								
UNC					DNP								
NC STATE					DNP								
at BC	10	2-3	0-0	3-3	3-2-5	3	0	2	0	0	7	3.2	
ND					DNP								
GT					DNP								
at PITT	4	0-0	0-0	2-2	1-1-2	0	0	0	1	0	2	3.1	
at FSU					DNP								
at ND					DNP								
vs. WAKE	16	3-3	0-0	0-0	1-3-4	0	0	0	1	0	6	3.3	

- Redshirt Freshman Year (2020-21)**
- Recorded six points and four rebounds in a season-high 16 minutes in the ACC Quarterfinals vs. Wake Forest on 3/5.
 - Recorded seven points and five rebounds in 10 minutes vs. Boston College on 2/4.
 - Career-high ten points on 5-5 from the field in a win vs. Bellarmine on 1/2.
 - Recorded seven points on a 3-3 from the field in 10 minutes vs. DePaul on 12/4.
 - Career-high seven rebounds in 15 minutes vs. ECU on 11/29.
 - Posted two points and four rebounds in eight minutes in first collegiate game at SEMO on 11/25.
- Freshman Year (2019-20)**
- Redshirted
- High School**
- Comes to Louisville as a four-star prospect, ranked 99th overall in the class of 2019, according to espnW HoopGurlz.
 - Rated No. 13 at the forward position by espnW.
 - Rated 29th overall and as the seventh-best forward by Prospects Nation.
 - Played for Central High School in Fresno, Calif., before transferring to Montverde Academy in Montverde, Fla., for her senior season.
 - Named to Citizen Naismith High School Girls' Watch List.
 - Chose Louisville over Stanford, UCLA, Notre Dame, Michigan, Duke, Ohio State and Oregon State, Baylor and South Carolina.

RAMANI PARKER CAREER STATISTICS																		
Season	gp-gs	min/avg	Total		3-Point		F-Throws		Rebounds									
			fg-fga	pct	fg-fga	pct	ft-fta	pct	off	def	tot	avg	pf	fo	ast	to	blk	stl
2020-21	14-0	91/6.5	19-24	.792	0-0	.000	8-12	.667	10	23	33	2.4	15	0	0	9	5	0
TOTAL	14-0	91/6.5	19-24	.792	0-0	.000	8-12	.667	10	23	33	2.4	15	0	0	9	5	0



1 DANA EVANS

Guard | 5-6 | Senior
Gary, Ind. | West Side

SEASON HIGHS		CAREER HIGHS		MISC STATS		Season	Career
Points.....	29, (three times) latest at Pitt (2/18/21)	Points.....	29, (three times) latest at Pitt (2/18/21)	Double-Doubles.....	0	2	
Reb.....	6 vs. NKU (1/1/21), vs. Miami (1/26/21)	Reb.....	7, (two times) latest vs. Pitt (1/27/19)	10-Plus Points.....	23	78	
Asst.....	8 vs. FSU (1/17/21)	Asst.....	10 at UK (12/17/17), at UK (12/15/19)	20-Plus Points.....	17	29	
Blocks.....	1 at SEMO (11/25/20), vs. Wake (3/5/21)	Blocks.....	1, (five times) latest vs. Wake (3/5/21)	30-Plus Points.....	0	0	
Steals.....	3, (four times) latest at BC (2/4/21)	Steals.....	5, (two times) latest vs. UConn (3/31/19)	Team-High Points.....	16	37	
FGM.....	11 at Virginia Tech (1/7/21), at Pitt (2/18/21)	FGM.....	11 at Virginia Tech (1/7/21), at Pitt (2/18/21)	10-Plus Rebounds.....	0	0	
FGA.....	22, (three times) latest vs. NC State (2/1/21)	FGA.....	22, (three times) latest vs. NC State (2/1/21)	Team-High Rebounds.....	0	0	
3FGM.....	6 vs. UTM (1/5/21)	3FGM.....	7 at Clemson (1/2/20), at BC (1/16/20)	10-Plus Assists.....	0	2	
3FGA.....	11 vs. Notre Dame (2/7/21)	3FGA.....	13 at Clemson (1/2/20)	Team-High Assists.....	17	66	
FT.....	8 vs. Miami (1/26/21), vs. GT (2/11/21)	FT.....	10 vs. CMU (11/14/19), at UTM (12/19/19)				
FTA.....	8 vs. Miami (1/26/21), vs. GT (2/11/21)	FTA.....	11 vs. CMU (11/14/19)				
Minutes.....	40, (three times) latest vs. NC State (2/1/21)	Minutes.....	50 at UT Martin (12/19/19)				

2020-21 GAME-BY-GAME																
Opponent	Min	FG-A	3PT-A	FT-A	O-D-T	PF	AST	TO	BLK	STL	PTS	AVG				
at SEMO*	32	6-15	0-5	3-4	0-2-2	1	6	2	1	1	15	15.0				
EKU*	20	7-16	4-9	2-3	0-0-0	1	7	0	0	2	20	17.5				
vs. DEPAUL*	21	9-17	0-2	2-2	0-3-3	3	7	4	0	1	20	18.3				
UTM*	27	9-18	4-9	4-5	0-1-1	2	1	1	0	2	26	20.3				
at DUKE*	39	9-20	2-6	4-4	0-1-1	1	2	4	0	3	24	21.0				
NKU*	37	7-20	4-8	2-2	0-6-6	2	5	2	0	3	20	20.8				
BELL*	17	4-8	0-3	3-3	1-2-3	0	3	3	0	0	11	19.4				
UTM*	24	10-12	6-7	3-3	0-2-2	2	5	2	0	2	29	20.6				
at VT*	38	11-22	0-5	0-0	0-3-3	1	3	3	0	3	22	20.8				
CLEMSON*	23	4-8	2-4	0-0	0-2-2	3	3	4	0	0	10	19.7				
BC*	34	9-16	3-5	3-3	0-2-2	1	3	1	0	2	24	20.1				
FSU*	28	4-11	2-5	2-2	0-1-1	4	8	1	0	0	12	19.4				
SYR*	40	9-20	3-8	0-0	0-4-4	2	7	3	0	1	21	19.5				
at WAKE*	40	8-22	2-6	7-7	2-2-4	1	3	1	0	2	25	19.9				
MIAMI*	37	5-15	2-9	8-8	0-6-6	1	5	2	0	0	20	19.9				
UNC*	36	5-13	3-6	0-0	0-5-5	3	2	3	0	0	13	19.5				
NC STATE*	40	10-22	5-8	4-4	0-2-2	1	1	3	0	2	29	20.1				
at BC*	32	8-19	3-8	4-4	1-3-4	0	5	0	0	3	23	20.2				
ND*	38	9-21	4-11	5-6	0-3-3	3	5	3	0	0	27	20.6				
GT*	39	8-19	1-4	8-8	0-4-4	1	7	0	0	1	25	20.8				
at PITT*	33	11-20	3-5	4-4	0-0-0	1	2	0	0	2	29	21.2				
at FSU*	38	5-21	1-9	2-2	1-1-2	2	5	2	0	1	13	20.8				
at ND*	36	9-18	2-7	6-7	0-2-2	2	5	3	0	1	26	21.0				
vs. WAKE*	29	3-15	2-7	0-0	0-4-4	0	7	4	1	1	8	20.5				

Senior Year (2020-21)

- Named ACC Player of the Year for second consecutive season and the Kay Yow Scholar-Athlete of the Year.
- Named 2020-21 Senior CLASS Award Finalist, 2020-21 Naismith Trophy Semifinalist, 2020-21 Wade Trophy Midseason Watch List, 2020-21 Drysdale Award Top 5 Finalist, 2020-21 Wooden Award Midseason Top 20, 2020-21 Dawn Staley Award Late Season Watch List
- Rated No. 2 on ESPNW Top 25 - Evans has gone from complementary standout as a freshman to emerging star as a junior and now the reigning ACC player of the year with all of that responsibility and pressure. She's responsible for 22 percent of Louisville's attempts this season. That isn't quite Asia Durr territory (26 percent as a senior), but it gives the otherwise balanced depth chart a cornerstone.
- Twice named ACC Player of the Week (Jan. 25, 2021, Feb. 8, 2021), named USBWA National Player of the Week on Jan. 26, 2021 and ESPNW National Player of the Week on Feb. 8, 2021.
- Leads the ACC in points per game (21.0 ppg) and free throw percentage (93.8); ranks second in total assists (100); ranks third in 3-point field goals made (56), assist to turnover ratio (2.13) and minutes played (751.05); ranks fourth in free throws made (76); ranks sixth in assists per game (4.3 apg); ranks eighth in 3-point field goals per game (2.43); ranks 10th in 3-point field goal percentage (37.6); ranks 11th in field goal percentage (44.8); ranks 12th in minutes played per game (32.7 mpg) and ranks 14th steals per game (1.4 spg).
- In ACC games, leads league in points per game (21.4 ppg) and free throw percentage (.966), ranks third in assist-to-turnover ratio (2.00), ranks sixth in assists per game (4.1 apg) and 3-pointers made per game (2.38 pg), ranks ninth in minutes played per game (35.8 mpg) and 3-point field goal percentage (.358) and ranks 11th in field goal percentage (.432).
- Ranks second nationally in free throw percentage (93.8); ranks ninth in field goal attempts (393); ranks 11th in field goals made (176) and total points (484); ranks 19th in 3-point field goals made (56) and points per game (21.0 ppg).
- Scored in double figures in first 23 games this season and 40 straight overall, which is the longest streak at UofL in the last 20 years. Angel McCoughtry had a 36-game streak from 2007-09.
- Has reached 20-plus points in 17 games this season, which is eight more than the next closest player in the ACC and is tied for third nationally with Buffalo's Dyaisha Fair and Cincinnati's Ilmarí Thomas behind only Iowa State's Ashley Joens' and Middle Tennessee's Anastasia Hayes' 18.
- Has made at least one 3-pointer in 15 straight games and 20 of 24 games overall. Has made multiple 3-pointers in 18 of 24 games.
- Evans is the lone senior and has career record of 117-13 (.900). She is guaranteed to conclude her career at Louisville with the fewest losses and the best winning percentage in program history. With a win at Notre Dame, she will be the only player in program history to claim four regular season conference championships.
- Continues to excel in late game situations - in 71-65 win vs. ND, scored the final five points, including a deep 3-pointer to put UofL up 69-65 with 56.7 seconds remaining and a pair of free throws with 13 seconds left to ice the game, in 79-76 win vs. Miami, she scored UofL's last 12 points, 12 of 14 points and shot 8-8 from the stripe in the fourth quarter, in 65-63 win at WF, she scored 10 of final 16 points, including game-winning and-one layup with 8 seconds left, in 71-67 win at VT, she scored four of last six points, including bucket at 2:43 to put Cards up 65-64 and bucket at 0:23 to put Cards up 69-67 and then got steal with 10 seconds to go to seal the game.
- Had 26 points on 9-18 shooting, while adding five assists and eclipsing 500 career assists at ND on 2/28.
- Tied a career-high 29 points on 11-20 from the field at Pitt, marking her eighth time in the last nine games with 20 points or more.
- In a five-game stretch from 2/1-2/18, scored 20-plus points in every game, which equaled the longest stretch of her career. Had 133 points (26.6 points per game) in those games, her best five-game scoring stretch in her career. She twice tied her career-high with 29 points (vs. NCST, at Pitt) during the stretch. Asia Durr was the last player to score 20-plus in five straight, she did it twice during the 2016-17 season, scoring 135 points from 2/2-2/23.
- Recorded 25 points, seven assists, and four rebounds, converting on 8-8 from the free throw line, on her senior night vs. Georgia Tech.
- Named ACC and ESPNW Player of the Week after averaging 26.3 points, 3.7 assists, and 3.0 rebounds in games against NC State, Boston College and Notre Dame.
- Connected on her fourth three of the game with 56.7 seconds remaining to complete a team-high 27 points and five assists performance vs. Notre Dame on 2/7.
- Recorded 23 points, four rebounds, five assists, three steals, and no turnovers at Boston College on 2/4.
- Tied a career-high 29 points, playing all 40 minutes for the third time this season, tenth time in her career, vs. NC State on 2/1.
- Went 8-8 from the line and scored the last 12 points, recording 20 points and a team-high five assists vs. Miami on 1/26.
- Scored 25 points, including the game-winning and-one layup with 8.0 seconds remaining, in 40 minutes at Wake Forest on 1/24.
- Scored a team-high 21 points on 9-20 shooting, adding seven assists, while playing all 40 minutes in a win over No. 23 Syracuse on 1/21.
- Recorded a season-high eight assists and 12 points in a home win vs. Florida State on 1/17.
- Recorded 24 points on 9-16 shooting from the field, converting on her last seven shots, in a home win vs. Boston College on 1/14.
- Led the way with 22 points on 11-22 shooting, including four points and a game-clinching steal in the final minute-plus, in 71-67 win at VT.
- Recorded a career-high 29 points on 10-12 shooting in a win vs. UT Martin. Made 6-7 3-point attempts, including her first six attempts.
- Scored 24 points on 9-20 shooting in a season-high 39 minutes in a win at Duke on 12/9.
- Scored a team-high 26 points on 4-9 shooting from deep in 27 minutes in a win over UT Martin on 12/6.
- Finished with 20 points and a team-high seven assists vs. DePaul on 12/4.
- Recorded a team-high 20 points and seven assists, while shooting 4-9 from deep, in a win over EKU on 11/29.
- Named ACC Preseason Player of the Year and preseason First Team All-ACC.
- Named one of five Associated Press Preseason All-Americans.

DANA EVANS CAREER STATISTICS																			
Season	gp-gs	min/avg	Total		3-Point		F-Throws		Rebounds				Scoring						
			fg-fga	pct	fg-fga	pct	ft-fa	pct	off	def	tot	avg	pts	fg	ast	to	blk	stl	avg
2017-18	39-1	820/21.0	71-195	.364	11-49	.224	47-59	.797	10	67	77	2.0	89	1	134	70	2	43	200 5.1
2018-19	36-5	933/25.9	130-311	.418	50-130	.385	64-76	.842	19	68	87	2.4	72	1	145	66	1	56	374 10.4
2019-20	30-29	1012/33.7	176-423	.416	90-209	.431	97-109	.890	10	73	83	2.8	41	0	125	75	0	24	539 18.0
2020-21	24-24	780/32.5	179-408	.439	58-156	.372	76-81	.938	5	61	66	2.8	38	0	107	51	2	33	492 20.5
TOTAL	129-59	3545/27.5	556-1337	.416	209-544	.384	284-325	.874	44	269	313	2.4	240	2	511	262	5	156	1605 12.4



2 AHLANA SMITH

Guard | 5-9 | Junior
Charlotte, N.C. | Gulf Coast State / UCLA / Mallard Creek

SEASON HIGHS	CAREER HIGHS	MISC STATS
Points..... 9 vs. EKU (11/29/20), at BC (2/4/21)	Points 13 at Loyola Maramount (11/6/18)*	Double-Doubles..... 0
Reb..... 6 vs. EKU (11/29/20)	Reb. 7 vs. Colorado (3/3/19)*	10-Plus Points 0
Asst..... 2, (six times) latest vs. Wake (3/5/21)	Asst. 4 at Illinois-Chicago (12/19/18)*	20-Plus Points 0
Blocks..... 2 vs. Bellarmine (1/2/21)	Blocks 2 vs. Bellarmine (1/2/21)	30-Plus Points 0
Steals 3 at SEMO (11/25/20)	Steals 3 at SEMO (11/25/20)	Team-High Points..... 0
FGM 4 at BC (2/4/21)	FGM 6 at Loyola Maramount (11/6/18)*	10-Plus Rebounds..... 0
FGA 7 at SEMO (11/25/20), vs. UTM (1/5/21)	FGA 10 at Loyola Maramount (11/6/18)*	Team-High Rebounds 0
3FGM..... 2 vs. EKU (11/29/20)	3FGM 2 vs. EKU (11/29/20)	10-Plus Assists..... 0
3FGA 4 vs. EKU (11/29/20)	3FGA 5 at Loyola Maramount (11/6/18)*	Team-High Assists 0
FT 1, (six times), latest vs. UTM (1/5/21)	FT 3 vs. Colorado (3/3/19)*	
FTA 1, (five times), latest vs. UTM (1/5/21)	FTA..... 3 vs. Colorado (3/3/19)*	
Minutes..... 25 vs. Bellarmine (1/2/21)	Minutes..... 25 at Utah (2/10/19)*, vs. Bellarmine (1/2/21)	

2020-21 GAME-BY-GAME												
Opponent	Min	FG-A	3PT-A	FT-A	O-D-T	PF	AST	TO	BLK	STL	PTS	AVG
at SEMO*	21	3-7	0-2	1-2	1-0-1	2	2	1	0	3	7	7.0
EKU*	21	3-6	2-4	1-2	2-4-6	1	2	3	1	2	9	8.0
vs. DEPAUL*	15	2-5	0-1	1-1	0-1-1	3	1	2	0	0	5	7.0
UTM*	13	0-2	0-2	1-2	0-0-0	1	2	0	0	1	1	5.5
at DUKE	7	0-1	0-0	0-0	0-1-1	0	0	1	0	0	0	4.4
NKU	10	1-2	0-1	0-0	0-2-2	1	1	1	0	1	2	4.0
BELL	25	3-6	0-2	1-2	2-1-3	0	2	1	2	1	7	4.4
UTM	19	2-7	1-3	1-2	0-0-0	3	0	1	0	2	6	4.6
at VT	14	2-2	0-0	0-0	0-0-0	0	0	0	0	0	4	4.6
CLEMSON	DNP											
BC	5	0-1	0-0	0-0	0-0-0	1	2	1	0	0	0	4.1
FSU	12	2-4	1-2	0-0	0-1-1	0	0	1	0	0	5	4.2
SYR	2	0-1	0-0	0-0	0-0-0	0	0	0	0	0	0	3.8
at WAKE	2	0-0	0-0	0-0	0-0-0	0	0	0	0	0	0	3.5
MIAMI	5	0-1	0-1	0-0	0-0-0	2	0	0	0	0	0	3.3
UNC	3	0-1	0-0	0-0	0-0-0	0	1	0	0	0	0	3.1
NC STATE	DNP											
at BC	14	4-5	1-2	0-0	0-0-0	1	0	0	0	1	9	3.4
ND	DNP											
GT	1	0-0	0-0	0-0	0-0-0	0	0	1	0	0	0	3.2
at PITT	8	0-0	0-0	0-0	1-1-2	1	1	0	1	0	0	3.1
at FSU	2	0-0	0-0	0-0	0-0-0	0	0	0	0	0	0	2.9
at ND*	11	1-2	0-0	0-0	0-1-1	2	0	0	0	1	2	2.9
vs. WAKE	12	1-3	1-1	0-0	0-0-0	2	2	0	0	1	3	2.9

Junior Year (2020-21)

- Finished with two points vs. Notre Dame on 2/28.
- Tied a season-high nine points, on 4-5 from the field, in a win at Boston College on 2/4.
- Recorded seven points, three rebounds and a career-high two blocks in a win vs. Bellarmine on 1/2.
- Recorded nine points, on 2-4 from three, in addition to two assists and six rebounds vs. EKU on 11/29.
- Finished with seven points, three steals and two assists in her first Louisville start at SEMO on 11/25.

Gulf Coast State - Sophomore Year (2019-20)

- Named the 2019-20 NJCAA Division I Women's Basketball Player of the Year.
- Named NJCAA First Team All-American, NJCAA Region VIII Player of the Year and NCJAA Player of the Week (11/4-11/10).
- Led Gulf Coast State with 20.3 points and 2.7 steals per game, while also recording 4.8 rebounds and 2.0 assists per game. She shot 43.9 percent from the floor.
- Led Gulf Coast State to a 23-5 record, including an undefeated 11-win mark at home. The Commodores finished as runner-up in the NJCAA South Atlantic District tournament before earning an at-large selection to the national tournament as the No. 5 seeded team.
- Posted three 30-point performances throughout the season and put up double-digit scoring marks in all but one contest that she participated in.
- Boasted a season-high 39-point performance in the second game of the season in a 97-89 win at Florida SouthWestern.

UCLA - Freshman Year (2018-19)

- Played in 32 games, the most of among freshmen on the team. She averaged 12.6 minutes, 3.0 points and 1.9 rebounds on the year.
- Opened her collegiate career by scoring a career-high 13 points in UCLA's season opener at Loyola Marymount. She shot 6-10 from the floor and added four rebounds.
- Pulled down a career-high seven rebounds against Colorado in UCLA's regular season finale.

High School

- At Mallard Creek High School, she was named First Team All-MeCKa 4A and State Tournament MVP as the Mavericks went 29-1 overall in her junior year.
- The Mavericks fell in the state semifinals after winning the MeCKa 4A title in 2016.
- She averaged 16.5 points, 4.0 rebounds and 4.0 assists per game in 2017.
- Spent her first two seasons prepping at Zebulon B. Vance High School where averaged 21.7 points, 6.6 rebounds, 4.6 steals, 2.0 assists and 1.8 blocks per game as a sophomore, while being named All-League.
- She averaged 19.4 points per game as a freshman.
- Coming out of high school, she was ranked No. 30 in espnW's HoopGurlz rankings and No. 34 by Prospects Nation.

AHLANA SMITH CAREER STATISTICS																			
Season	gp-gs		min/avg		Total		3-Point		F-Throws			Rebounds				Scoring			
					fg-fga	pct	fg-fga	pct	ft-fta	pct		off	def	tot	avg	pts	fg	ast	blk
2018-19*	32	0	403	12.6	40-111	.360	8-36	.222	8-14	.571		20	42	62	1.9	96	3.0		
2020-21	21	5	224	10.7	24-56	.429	6-21	.286	6-11	.545		6	12	18	0.9	60	2.9		
TOTAL	21	5	224	10.7	24-56	.429	6-21	.286	6-11	.545		6	12	18	0.9	20	0	16	13
All*	53	5	627	11.8	64-167	.383	14-57	.246	14-25	.560		26	54	80	1.5	54	0	36	42



3 MALEA WILLIAMS

Forward | 6-4 | Freshman
Georgetown, Ky. | Scott County

SEASON HIGHS		Season	Career
Points.....	7 vs. UTM (1/5/21)	Double-Doubles.....	0
Reb.....	3 vs. UTM (1/5/21)	10-Plus Points.....	0
Asst.....		20-Plus Points.....	0
Blocks.....	1 vs. UTM (1/5/21)	30-Plus Points.....	0
Steals.....		Team-High Points.....	0
FGM.....	2 vs. UTM (1/5/21)	10-Plus Rebounds.....	0
FGA.....	4 vs. UTM (1/5/21)	Team-High Rebounds.....	0
3FGM.....	1 vs. UTM (1/5/21)	10-Plus Assists.....	0
3FGA.....	3 vs. Bellarmine (1/2/21), UTM (1/5/21)	Team-High Assists.....	0
FT.....	2 vs. UTM (1/5/21)		
FTA.....	2 vs. UTM (1/5/21)		
Minutes.....	6 vs. UTM (1/5/21)		

2020-21 GAME-BY-GAME																
Opponent	Min	FG-A	3PT-A	FT-A	O-D-T	PF	AST	TO	BLK	STL	PTS	AVG				
at SEMO													DNP			
EKU													DNP			
vs. DEPAUL													DNP			
UTM													DNP			
at DUKE													DNP			
NKU													DNP			
BELL	5	0-1	0-1	0-0	0-1-1	0	0	0	0	0	0	0.0				
UTM	6	2-4	1-1	2-2	0-3-3	0	0	0	1	0	7	3.5				
at VT													DNP			
CLEMSON	2	0-0	0-0	0-0	0-1-1	0	0	1	0	0	0	2.3				
BC													DNP			
FSU													DNP			
SYR													DNP			
at WAKE													DNP			
MIAMI													DNP			
UNC													DNP			
NC STATE													DNP			
at BC	0+	0-0	0-0	0-0	0-0-0	0	0	0	0	0	0	1.8				
ND													DNP			
GT													DNP			
at PITT	1	0-0	0-0	0-0	0-0-0	0	0	0	0	0	0	1.4				
at FSU	1	0-0	0-0	0-0	0-0-0	1	0	0	0	0	0	1.2				
at ND													DNP			
vs. WAKE													DNP			

Freshman Year (2020-21)

- Recorded her first career points, contributing seven points and three rebounds vs. UT Martin on 1/5.
- First collegiate action on 1/2 vs. Bellarmine, totaling five minutes and one rebound.

High School

- Named Kentucky Association of Basketball Coaches Region 11 Player of the Year and to the Kentucky All-State Girls Basketball Team.
- A finalist for Kentucky Lions Eye Association Miss Basketball.
- During her senior season, she averaged 19.6 points, 13.6 rebounds, 2.1 assists and 1.8 steals per game.
- Scored a career-high 32 points in an 89-28 win over Bryan Station.
- Finished her career with 1,300 points and 1,200 rebounds.
- Led Scott County to a 28-7 record and a trip to the 11th region championship in 2019-20.
- In her sophomore and junior seasons, she helped lead the Cardinals to a combined 65-5 record and two trips to the Kentucky High School Athletic Association Sweet 16.

MALEA WILLIAMS CAREER STATISTICS																				
Season	gp-gs	min/avg	Total		3-Point		F-Throws		Rebounds										Scoring	
			fg-fga	pct	fg-fga	pct	ft-fta	pct	off	def	tot	avg	pf	fo	ast	to	blk	stl	pts	avg
2020-21	6-0	15/2.5	2-5	.400	1-2	.500	2-2	1.000	0	5	5	0.8	1	0	0	1	1	0	7	1.2
TOTAL	6-0	15/2.5	2-5	.400	1-2	.500	2-2	1.000	0	5	5	0.8	1	0	0	1	1	0	7	1.2



4 ELIZABETH BALOGUN

Guard | 6-1 | Junior

Chattanooga, Tenn. | Georgia Tech / Hamilton Heights Christian Academy

SEASON HIGHS		CAREER HIGHS		MISC STATS		Season	Career
Points.....	14 vs. Clemson (1/10/21), vs. Miami (1/26/21)	Points	35 vs. North Carolina (1/31/19)*	Double-Doubles.....		0	3
Reb.....	8 vs. NKU (1/1/21)	Reb.	17 vs. Boston College (1/3/19)*	10-Plus Points.....		8	21/45
Asst.....	5 vs. NKU (1/1/21), vs. UNC (1/28/21)	Asst.	5, (three times) latest vs. UNC (1/28/21)	20-Plus Points.....		0	6
Blocks.....	4 vs. DePaul (12/4/20), vs. NKU (1/1/21)	Blocks	6 vs. Syracuse (1/20/19)*	30-Plus Points.....		0	2
Steals.....	4 vs. Clemson (1/10/21)	Steals	5 vs. Houston (11/9/18)*	Team-High Points.....		0	14
FGM	5, (three times) latest vs. Notre Dame (2/7/21)	FGM	12 vs. Seton Hall (12/20/18)*	10-Plus Rebounds.....		0	3/5
FGA	10 vs. Notre Dame (2/7/21)	FGA	22 vs. Florida State (3/3/19)*	Team-High Rebounds.....		1	1/7
3FGM.....	4 vs. Miami (1/26/21)	3FGM	6, (two times) latest vs. UNC (1/31/19)*	10-Plus Assists.....		0	0
3FGA.....	7 vs. Clemson (1/10/21)	3FGA	12, (two times) latest vs. UNC (1/31/19)*	Team-High Assists.....		1	1/3
FT	4 at Florida State (2/21/21)	FT	7 vs. UNC (1/31/19)*	*at Georgia Tech			
FTA	4, (three times) latest vs. FSU (2/21/21)	FTA.....	9 vs. UNC (1/31/19)*				
Minutes.....	31 at Wake (1/24/21)	Minutes.....	41 vs. Houston (11/9/18)*				

2020-21 GAME-BY-GAME													
Opponent	Min	FG-A	3PT-A	FT-A	O-D-T	PF	AST	TO	BLK	STL	PTS	AVG	
at SEMO*	18	1-4	0-3	2-2	1-4-5	0	0	0	3	1	4	4.0	
EKU*	20	5-8	2-4	0-0	1-6-7	3	4	2	3	3	12	8.0	
vs. DEPAUL*	11	0-2	0-0	0-0	0-3-3	3	1	2	4	0	0	5.3	
UTM*	19	2-5	0-2	1-2	0-1-1	4	1	1	0	3	5	5.3	
at DUKE*	21	1-2	0-1	1-1	1-1-2	2	0	3	1	0	3	4.8	
NKU*	21	1-6	0-3	0-0	4-4-8	2	5	3	4	2	2	4.3	
BELL*	15	2-7	0-2	0-1	2-2-4	1	2	1	2	0	4	4.3	
UTM*	21	2-6	1-4	0-0	1-2-3	3	0	0	1	0	5	4.4	
at VT*	17	0-0	0-0	0-0	0-6-6	5	2	0	1	0	0	3.9	
CLEMSON	21	4-8	3-7	3-4	2-4-6	2	3	1	3	4	14	4.9	
BC*	29	4-9	2-6	1-1	0-2-2	3	3	0	1	1	11	5.5	
FSU*	22	2-3	1-2	1-2	2-3-5	0	2	4	1	0	6	5.5	
SYR*	23	2-5	1-4	0-0	0-1-1	1	4	1	0	1	5	5.5	
at WAKE*	31	4-6	2-4	2-2	2-4-6	4	1	1	3	3	12	5.9	
MIAMI*	28	5-7	4-5	0-0	2-3-5	4	4	0	0	0	14	6.5	
UNC*	26	3-6	2-3	2-2	2-5-7	2	5	0	0	0	10	6.7	
NC STATE	23	2-5	1-3	2-4	1-2-3	2	1	2	2	2	7	6.7	
at BC	DNP												
ND	26	5-10	1-4	1-1	1-1-2	0	0	4	3	0	12	7.0	
GT	28	4-6	1-2	0-0	0-2-2	3	2	1	2	2	9	7.1	
at PITT	24	4-9	0-2	2-2	3-2-5	1	0	3	3	0	10	7.3	
at FSU	26	2-6	0-4	4-4	2-2-4	3	2	1	0	1	8	7.3	
at ND*	16	0-1	0-1	0-0	1-2-3	0	0	0	0	2	0	7.0	
vs. WAKE	16	1-3	0-0	0-0	0-4-4	1	1	0	0	1	2	6.7	

- Junior Year (2020-21)**
- Played in 23 of 24 games with 16 starts, averaging 6.7 points, 4.1 rebounds, 1.8 assists and 1.7 blocks.
 - Ranks third in the ACC with 37 blocked shots and fifth with 1.7 blocked shots per game.
 - In ACC games, ranks 10th in league with 1.3 blocks per game.
 - Has recorded at least one block in 16 of 23 games played with 11 multi-block games.
 - Made at least one 3-pointer in 10 straight games from 1/10-2/11, shooting 18-40 (.450) during that stretch.
 - Recorded 10 points, in addition to five rebounds, three blocks and three steals against Pittsburgh on 2/18.
 - Filled the stat sheet with nine points, two rebounds, two assists, two blocks and two steals vs. Georgia Tech on 2/11.
 - Scored 10 points on 5-10 from the field and blocked three shots vs. Notre Dame on 2/7.
 - Missed the game at BC on 2/4/21 while participating with Nigerian National Team in Atlanta.
 - Posted 10 points, in addition to a team-high seven rebounds and five assists vs. North Carolina on 1/28.
 - Tied a season-high 14 points on 4-5 from three, adding five rebounds and four assists vs. Miami on 1/26.
 - Filled the stat sheet with 12 points, six rebounds, three blocks and three steals in a season-high 31 minutes at Wake Forest.
 - Recorded 11 points, three assists and two rebounds in 29 minutes vs. Boston College on 1/14.
 - Season-high 14 points, adding six rebounds, four steals, three assists and three blocks in a win vs. Clemson on 1/10.
 - Recorded eight rebounds, five assists, four blocks and two steals in 21 minutes vs. NKU on 1/1.
 - Recorded 12 points, seven rebounds, four assists, three steals and three blocks in 20 minutes vs. EKU on 11/29.
 - Named to Miller Award Watch List.

- Sophomore Year (2019-20)**
- Played in 28 games with 26 starts, ranked fourth on the team with 8.1 points per game and tied for third with 4.6 rebounds per game. Averaged 24.1 minutes and shot 35-109 (.321) from 3-point range.
 - Scored in double figures 13 times.
 - Ranked eighth in the ACC with 1.2 blocks per game.
 - Missed games at Pitt and vs. Boston College with ankle injury.
 - Missed games vs. FSU and Syracuse because played for Nigeria in the 2020 Women's Olympic Qualifying Tournament in Belgrade, Serbia. She had nine points, three steals, two rebounds and two assists in Nigeria's 85-51 win over Mozambique. Finished the tournament with a 1-2 record and qualified for 2020 Olympics in Tokyo.
 - Season-high and team-high 12 rebounds against Virginia.
 - Eight points and a team-high nine rebounds in win at North Carolina.
 - One of five players in double figures with 10 points on 2-4 shooting from deep at BC.
 - Scored first seven points, finished with 15 points on 6-10 shooting, 3-6 from deep, while adding five blocks at Clemson on 1/2.
 - 13 points on 5-12 shooting, got offensive putback after missing two free throws to put Louisville up 61-58 vs. Syracuse.
 - Played 40 minutes and scored 11 points in 72-62 win over No. 1 Oregon.
 - Nine points and 11 rebounds vs. Chattanooga on 11/21.
 - 11 points on 3-6 shooting from deep, while adding seven rebounds vs. Murray State on 11/8.
 - Scored 15 on 5-6 shooting from 3-point range in Louisville debut vs. WKU on 11/5.
 - Named to Citizen Naismith Watch List.
 - Picked #23 in espW's Top 25 Player List.
 - Named preseason All-ACC by Coaches and Blue Ribbon Panel.

- Georgia Tech - Freshman Year (2018-19)**
- Named the 2018-19 ACC Freshman of the Year and four times was named ACC Freshman of the Week in her lone season at Georgia Tech
 - Started all 30 games for the Yellow Jackets, averaging 14.6 points per game, which led the team and ACC freshman, and ranked eighth in the country among freshmen
 - Led Georgia Tech in scoring 13 times, produced six 20-plus point games, two 30-plus point outings and 24 times scored in double figures
 - Scored a career-high 35 points at North Carolina, which marked the third highest scoring output for a freshman in Georgia Tech history
 - With 437 points last season, Balogun scored the seventh most points as a freshman in Georgia Tech history
 - Finished with two double-doubles, recording 18 points and 17 rebounds at Boston College and 13 points and 10 rebounds at Louisville
 - She shot 65-194 (.335) from 3-point range to lead the team and connected on at least one 3-pointer in 29 of 30 games
 - Recorded a career-high six 3-pointers twice, shooting 6-12 at Clemson and 6-12 three games later at North Carolina.

ELIZABETH BALOGUN CAREER STATISTICS																				
Season	gp-gs		Total		3-Point		F-Throws		Rebounds				Scoring							
			fg-fga	pct	fg-fga	pct	ft-fta	pct	off	def	tot	avg	pts	fg	ast	to	blk	stl		
2018-19*	30-30	914/30.5	165-409	.403	65-194	.335	42-67	.627	60	92	152	5.1	73	4	48	58	33	49	437	14.6
2019-20	28-26	674/24.1	87-216	.403	35-109	.321	19-32	.594	35	93	128	4.6	42	0	44	36	34	22	228	8.1
2020-21	23-16	504/21.9	56-124	.452	21-66	.318	22-28	.786	28	66	94	4.1	49	1	43	30	37	26	155	6.7
TOTAL	51-42	1178/23.1	143-340	.421	56-175	.320	41-60	.683	63	159	222	4.4	91	1	87	66	71	48	383	7.5
All*	81-72	2092/25.8	308-749	.411	121-369	.328	83-127	.654	123	251	374	4.6	164	5	135	124	104	97	820	10.1

* at Georgia Tech



5 MYKASA ROBINSON

Guard | 5-7 | Junior
Ashland, Ky. | Ashland Blazer

SEASON HIGHS		CAREER HIGHS		MISC STATS		Season	Career
Points.....	10 at Notre Dame (2/28/21)	Points.....	10 at Notre Dame (2/28/21)	Double-Doubles.....		0	0
Reb.....	9 at Pitt (2/18/21)	Reb.....	9 at Pitt (2/18/21)	10-Plus Points		1	1
Asst.....	5 at Pitt (2/18/21)	Asst.....	9 vs Notre Dame (2/16/20)	20-Plus Points		0	0
Blocks.....	1 at BC (2/4/21), vs. Notre Dame (2/7/21)	Blocks.....	1, (eight times) latest vs Notre Dame (2/7/21)	30-Plus Points		0	0
Steals.....	5 at Pitt (2/18/21)	Steals.....	5 at Pitt (2/18/21)	Team-High Points.....		0	0
FGM.....	5 at Notre Dame (2/28/21)	FGM.....	5 at Notre Dame (2/28/21)	10-Plus Rebounds.....		0	0
FGA.....	5 at Notre Dame (2/28/21), vs. Wake (3/5/21)	FGA.....	7 vs. BC (2/27/20)	Team-High Rebounds.....		3	5
3FGM.....		3FGM.....	1 at UTC (11/9/18)	10-Plus Assists.....		0	0
3FGA.....	1 vs. ECU (11/29/20)	3FGA.....	1, (four times) latest vs. ECU (11/29/20)	Team-High Assists.....		4	10
FT.....	2 vs. DePaul (12/4/20), at Pitt (2/18/21)	FT.....	7 vs. TSU (12/2/18)				
FTA.....	3 at Pitt (2/18/21)	FTA.....	8, (two times) latest vs. TSU (12/2/18)				
Minutes.....	38 vs. Wake (3/5/21)	Minutes.....	38 vs. Wake (3/5/21)				

2020-21 GAME-BY-GAME																
Opponent	Min	FG-A	3PT-A	FT-A	O-D-T	PF	AST	TO	BLK	STL	PTS	AVG				
at SEMO	19	0-1	0-0	0-0	3-1-4	3	4	2	0	2	0	0.0				
ECU	20	1-4	0-1	0-0	4-1-5	0	4	2	0	0	2	1.0				
vs. DEPAUL	19	0-1	0-0	2-2	3-2-5	4	2	2	0	1	2	1.3				
UTM	13	0-1	0-0	0-0	2-3-5	2	3	1	0	0	0	1.0				
at DUKE	18	0-3	0-0	0-0	4-2-6	2	1	0	0	0	0	0.8				
NKU	12	0-0	0-0	0-0	0-0-0	2	1	0	0	1	0	0.7				
BELL	16	1-1	0-0	0-0	0-5-5	1	3	0	0	1	2	0.9				
UTM	8	0-1	0-0	0-0	0-3-3	1	2	0	0	0	0	0.8				
at VT	11	1-3	0-0	0-1	1-1-2	1	0	0	0	1	2	0.9				
CLEMSON*	22	1-3	0-0	0-0	0-0-0	3	4	1	0	3	2	1.0				
BC	14	1-1	0-0	0-0	0-2-2	0	1	3	0	0	2	1.1				
FSU*	20	1-2	0-0	0-0	0-0-0	0	1	1	0	1	2	1.2				
SYR*	25	1-1	0-0	0-0	3-3-6	2	2	1	0	0	2	1.2				
at WAKE*	13	1-1	0-0	0-0	1-0-1	3	3	1	0	0	2	1.3				
MIAMI*	24	0-0	0-0	0-2	2-0-2	3	2	2	0	0	0	1.2				
UNC	13	0-1	0-0	0-0	0-3-3	1	1	0	0	1	0	1.1				
NC STATE	10	0-1	0-0	0-0	0-1-1	2	2	0	0	4	0	1.1				
at BC*	35	1-4	0-0	0-0	2-6-8	2	2	1	1	0	2	1.1				
ND*	32	2-4	0-0	1-2	2-6-8	2	4	0	1	2	5	1.3				
GT*	19	0-2	0-0	0-0	1-6-7	4	2	1	0	0	0	1.3				
at PITT*	27	2-3	0-0	2-3	3-6-9	3	5	0	0	5	6	1.5				
at FSU*	26	1-2	0-0	1-2	2-3-5	4	0	3	0	1	3	1.5				
at ND	27	5-5	0-0	0-0	0-2-2	3	4	0	0	3	10	1.9				
vs. WAKE*	38	1-5	0-0	0-0	2-6-8	2	4	0	0	2	2	1.9				

Junior Year (2020-21)

- Named to the 2020-21 ACC All-Defensive Team.
- Named to All-ACC Academic Team.
- Played in all 24 games with 11 starts, averaging 1.9 points, 4.0 rebounds, 2.4 assists and 1.2 steals per game.
- Listed as Top 12 defensive player by ESPN.com's Mechelle Voepel, "She makes this list as the quintessential "do the little things" player whose calling card is defense. Louisville star Dana Evans credits Robinson with bringing scrappiness to what is perennially one of the ACC's top defenses."
- Following the win over Notre Dame, Dana Evans said this of Robinson, "She does everything, she can guard 1-5, she hustles for every loose ball, she gets every rebound that's in her area, she does everything that we need her to do. What she does doesn't always show up on the stat sheet, but she gets it done and that's why she is so valuable to our team."
- Robinson's combination of strength, speed and quickness, combined with an extremely high basketball IQ makes her the most versatile defender in the ACC. Can guard positions 1-5 effectively.
- All 11 starts have come in the last 15 games.
- Has drawn 19 charges in 16 ACC games.
- In last seven games, she is averaging 4.0 points, 6.7 rebounds, 3.0 assists and 1.9 steals in 29.1 minutes.
- Played a career-high 38 minutes, recording four assists, two steals and a team-high eight rebounds in the ACC Quarterfinals vs. Wake on 3/5.
- Recorded a career-high 10 points on 5-5 from the field, in addition to four assists, three steals and five charges taken at Notre Dame on 2/28.
- In the win at Pitt, she had a career-high nine rebounds and five steals, along with a season-high six points and five assists, while committing zero turnovers.
- Recorded five points, in addition to eight rebounds, four assists, two steals and one block in a win vs. Notre Dame on 2/7.
- Tied a career-high with eight rebounds in a season-high 35 minutes at Boston College on 2/4.
- Led the team with two assists and recorded a career-high four steals in 10 minutes vs. NC State on 2/1.
- Recorded a team-high three assists in a win at Wake Forest on 1/24.
- Finished with two points, two assists and six rebounds vs. Syracuse on 1/21.
- Recorded two points, three steals and four assists in her first start of the season vs. Clemson on 1/10.
- Scored two points and grabbed five rebounds in a win vs. crosstown Bellarmine on 1/2.
- Finished with six rebounds in a win at Duke on 12/9.
- Recorded four assists, four rebounds and two steals in season opener at SEMO on 11/25.

Sophomore Year (2019-20)

- Played in 30 games with three starts, averaging 2.7 points, 3.1 rebounds, 2.3 assists and 1.2 steals in 17.7 minutes.
- In the final 18 games, averaged 3.8 points, 3.9 rebounds, 2.9 assists and 1.2 steals, while shooting 27-49 from the floor, in 20.7 minutes per game. In the first 14 games, she averaged 0.9 points, 1.8 rebounds and 1.4 assists in 13.2 minutes per game.
- In ACC play, she averaged 3.7 points, 3.8 rebounds and 2.8 assists in 19.7 minutes.
- Scored career-high seven points, while adding five rebounds and five assists and committing just one turnover in 30 minutes vs. Boston College.
- Played career-high 36 minutes at Pitt on 2/23, matching career-high eight rebounds and adding team-high eight assists.
- Matched season-high six points on 3-5 shooting against Notre Dame on 2/16, finishing with a career-high and team-high nine assists. Also tallied seven rebounds in a career-high 30 minutes.
- Made third career start at Syracuse on 2/9, finishing with four points and three steals.
- Finished with five points and four rebounds against Florida State on 2/6.
- Played career-high 28 minutes and finished with six points, six rebounds and three assists at BC.
- Finished with seven assists to set career-high, while adding five rebounds and three steals, at Miami on 1/9/20.
- Had a season high six points on 3-5 shooting against Duke on 1/5.
- Five rebounds and three steals in 22 minutes in double-overtime win at UTM.
- Four points, four rebounds, three steals and two assists in 15 minutes vs. Chattanooga on 11/21. Was also featured on ESPN SportsCenter Top 10 after recording steal and making no-look pass to Norika Konno for layup.

Freshman Year (2018-19)

- Played in 35 of 36 games, averaging 1.7 points and 1.7 rebounds.
- Entered the game trailing 32-22 with 5:34 left to go in the first half vs. NC State, and went on a 22-2 run the rest of the half to enter the locker room with a 44-34 lead. She played five minutes with four fouls, two steals and two turnovers.
- Made second career start with 27-minute effort in first round vs. Robert Morris on 3/22.
- Five rebounds and two assists in 16 minutes at Virginia on 2/21.
- Matched season highs with 7 points and three steals at Wake Forest on 1/20.
- Helped spur late Louisville rally with six fourth-quarter points on 3-3 shooting at Notre Dame on 1/10.
- Matched season-high with seven rebounds vs. UT Martin on 12/4.
- Season-high seven points (7-8 FT shooting) and seven rebounds vs. TSU on 12/2.
- Six rebounds and two steals vs. Miami (Ohio) on 11/26.
- Made first career start at Boise State on 11/19.

MYKASA ROBINSON CAREER STATISTICS																				
			Total		3-Point		F-Throws		Rebounds										Scoring	
Season	gp-gs	min/avg	fg-fga	pct	fg-fga	pct	ft-fa	pct	off	def	tot	avg	pf	fo	ast	to	blk	stl	pts	avg
2018-19	35-2	373/10.7	19-43	.442	1-2	.500	19-38	.500	23	36	59	1.7	43	0	18	29	2	20	58	1.7
2019-20	30-3	530/17.7	31-66	.470	0-1	.000	18-31	.581	36	56	92	3.1	48	1	69	39	4	35	80	2.7
2020-21	24-11	484/20.2	20-50	.400	0-1	.000	6-12	.500	35	62	97	4.0	50	0	57	21	2	28	46	1.9
TOTAL	89-16	1387/15.6	70-159	.440	1-4	.250	43-81	.531	94	154	248	2.8	141	1	144	89	8	83	184	2.1



10 HAILEY VAN LITH

Guard | 5-7 | Freshman
Wenatchee, Wash. | Cashmere


SEASON HIGHS		MISC STATS		Season	Career
Points.....	24 vs. Wake (3/5/21)	Double-Doubles.....	1	1	
Reb.....	11 vs. ECU (11/29/20)	10-Plus Points.....	16	16	
Asst.....	4, (four times) latest at Pitt (2/18/21)	20-Plus Points.....	3	3	
Blocks.....	2 vs. ECU (11/29/20)	30-Plus Points.....	0	0	
Steals.....	4 vs. Wake (3/5/21)	Team-High Points.....	3	3	
FGM.....	9 vs. Wake (3/5/21)	10-Plus Rebounds.....	1	1	
FGA.....	15 vs. Wake (3/5/21)	Team-High Rebounds.....	6	6	
3FGM.....	6 vs. Syracuse (1/21/21), vs. Wake (3/5/21)	10-Plus Assists.....	0	0	
3FGA.....	11 vs. Syracuse (1/21/21)	Team-High Assists.....	4	4	
FT.....	6 vs. UTM (12/6/20)				
FTA.....	7 vs. UTM (12/6/20)				
Minutes.....	39 vs. Wake (3/5/21)				

2020-21 GAME-BY-GAME													
Opponent	Min	FG-A	3PT-A	FT-A	O-D-T	PF	AST	TO	BLK	STL	PTS	AVG	
at SEMO*	28	6-12	1-3	0-0	3-5	8	3	1	2	1	1	13	13.0
EKU*	27	7-13	5-9	1-2	4-7	11	1	1	2	2	20	16.5	
vs. DEPAUL*	25	8-11	3-5	2-3	0-4	4	1	1	1	1	21	18.0	
UTM*	29	2-9	0-2	6-7	1-6	7	2	3	1	0	3	10	16.0
at DUKE*	37	5-11	2-4	2-2	1-3	4	0	3	2	0	1	14	15.6
NKU*	30	3-11	0-3	4-4	1-2	3	2	0	1	0	2	10	14.7
BELL*	22	2-5	0-2	0-0	3-5	8	1	0	0	0	0	4	13.1
UTM*	27	4-8	0-4	4-4	1-4	5	3	3	0	0	0	12	13.0
at VT*	37	5-11	1-3	4-4	2-5	7	1	3	3	0	3	15	13.2
CLEMSON*	35	2-8	1-5	2-2	2-7	9	3	1	3	0	2	7	12.6
BC*	28	5-9	2-3	1-1	1-4	5	3	4	1	0	1	13	12.6
FSU*	27	6-9	3-5	0-0	0-4	4	2	3	1	0	0	15	12.8
SYR*	37	6-14	6-11	0-0	2-6	8	2	1	1	1	1	18	13.2
at WAKE*	33	2-7	1-3	0-0	0-2	2	3	2	5	0	0	5	12.6
MIAMI*	28	3-9	2-8	1-2	1-4	5	3	4	3	0	2	9	12.4
UNC*	31	4-11	3-8	0-0	0-2	2	4	0	0	0	0	11	12.3
NC STATE*	34	3-10	0-2	0-0	2-2	4	2	1	2	0	0	6	11.9
at BC*	28	6-12	2-6	1-1	1-2	3	3	5	0	0	0	15	12.1
ND*	19	1-6	0-2	1-2	1-2	3	1	1	2	0	1	3	11.6
GT*	26	1-4	1-2	1-2	2-3	5	1	0	4	0	1	4	11.3
at PITT*	33	5-9	0-1	3-3	0-6	6	1	4	2	1	0	13	11.3
at FSU*	22	1-7	0-1	3-6	3-5	8	4	2	1	0	2	5	11.0
at ND*	30	3-13	2-5	2-2	2-2	4	2	2	1	0	2	10	11.0
vs. WAKE*	39	9-15	6-10	0-0	0-5	5	0	3	0	0	4	24	11.5

- Freshman Year (2020-21)**
- Named to 2020-21 ACC All-Freshman Team.
 - Named to All-ACC Academic Team.
 - Named to Lieberman Award Top 10 List.
 - Started all 24 games, averaging 11.5 points, 5.4 rebounds, 2.1 assists and 1.2 steals.
 - Ranks third among ACC freshmen with 25 steals, third with 35 made 3-point field goals, fifth with 11.0 points per game, 90 made field goals and 38 made free throws, sixth with 47 assists and 5.5 rebounds per game.
 - Twice named ACC Freshman of the Week this season. She earned the honor after averaging 11.3 points, 7.0 rebounds, 2.3 assists and 1.7 steals, while shooting a perfect 10-10 from the free throw line to help the No. 2 Cardinals get wins over UT Martin, Virginia Tech and Clemson. She was also named ACC FOW after averaging 16.5 points and 9.5 rebounds, and shooting 52 percent from the floor and 6-12 from deep, in her first two games at UofL. She is the first UofL women's basketball player to earn ACC Freshman of the Week honors since Asia Durr did so on Feb. 1, 2016.
 - Has reached double figures in 16 of 24 games, including a season-high six game streak to begin her career.
 - Has made at least one 3-pointer in 16 of 24 games.
 - Recorded her multiple season-highs in minutes (39), points (24), field goals made (9), and steals (4) in the ACC Quarterfinals vs. Wake on 3/5.
 - Recorded 10 points, four rebounds, two assists and two steals in the regular season finale at Notre Dame on 2/21.
 - Recorded eight rebounds, five points and two assists at Florida State on 2/21.
 - Scored 13 points, her 14th game in double figures this season, in addition to six rebounds and a season-high four assists at Pittsburgh on 2/18.
 - Recorded 15 points on 6-12 from the field, adding three assists and three rebounds at Boston College on 2/4.
 - Scored 11 points on 4-11 from the field and tied a season-high four assists vs. North Carolina on 1/28.
 - She had 18 points on 6-11 3-point shooting, while pulling down a team-high eight rebounds against Syracuse on 1/21. Her six made 3-pointers are the most by a UofL freshmen since Mariya Moore made six 3-pointers (6-9) in a 69-56 win over Ball State on Nov. 23, 2014.
 - Had 15 points on 6-9 shooting, 3-5 from deep, with four rebounds and three assists in win over FSU on 1/17.
 - Led the team with a season-high four assists, in addition to 13 points and five rebounds, in a win vs. Boston College on 1/14.
 - Recorded a team-high nine rebounds in a win vs. Clemson on 1/10.
 - Led the team in rebounds and assists, in addition to 15 points, in a win at Virginia Tech on 1/7.
 - With 21 points vs. DePaul she became first UofL freshman with back-to-back 20-point games since Myisha Hines-Allen had 23 points in two straight games against Miami and Syracuse on 1/25-29/15.
 - Scored a team-high 21 points on 8-11 shooting, 3-5 from behind the arc, vs. DePaul on 12/4.
 - Recorded a team-high 20 points and 11 rebounds, while shooting 5-9 from deep, in win over ECU on 11/29. Became the first UofL freshman to score 20 points in a game since Asia Durr scored 23 in an 80-75 loss to Syracuse in ACC Tournament semis on March 5, 2016. Durr had four 20-point games that season.
 - Scored 13 points and grabbed a team-high 8 rebounds in 28 minutes in collegiate debut at SEMO on 11/25.
 - Named to Preseason ACC Newcomer Watch List.
 - Named to Lieberman Watch List.
 - Named to Naismith Trophy Watch List.

- High School**
- Named a 2020 McDonald's All-American.
 - One of five players named 2020 to the Jersey Mike's Naismith National High School All-American First Team.
 - Named 2020 Naismith Trophy Player of the Year Finalist.
 - Named 2020 Gatorade and MaxPreps Player of the Year in the state of Washington.
 - Also named USA Today All-USA first team, All-USA Washington first team (2019), Naismith High School All-America honorable mention (2019), Washington Interscholastic Activities Association Class 1A MVP (2018, 2019), Washington State Class 1A Player of the Year (2018, 2019) and WIAA All-State Class 1A first team (2017, 2018, 2019).
 - Ranked as the No. 2 prospect in the nation by Prospect Nation and No. 7 overall by espnW HoopGurlz.
 - As a senior, helped lead Cashmere High School to a 24-1 record and a trip to the WIAA 2020 Girls Basketball Hardwood Classic 1A championship game. She averaged 33.8 points, 9.5 rebounds and 4.7 assists per game.
 - A member of the U19 USA squad that won a gold medal in the 2019 FIBA World Cup. She has been a part of four USA gold medal teams (2019 FIBA U19 World Cup, 2019 FIBA 3x3 U18 World Cup, 2018 Youth Olympic Games, 2018 FIBA U17 World Cup).
 - Named 2019 FIBA 3x3 U18 World Cup MVP and 2018 USA Basketball 3x3 U18 National Championship MVP. She competed alongside Olivia Cochran in leading the USA to gold at the 2019 FIBA 3x3 U18 World Cup in Ulaanbaatar, Mongolia and scored a tournament sixth-best 36 points over seven games.
 - As a junior, she helped lead Cashmere to a 23-3 record and the Washington Class 1-A state semifinals. She averaged 34.4 points, 8.3 rebounds, 5.2 steals and 4.9 assists a game. She scored more than 2,000 points after her junior season and set set every major statistics record at Cashmere with one year to play, including single-game records for points (52) and 3-point field goals made (12).
 - Picked Louisville over Baylor.

Hailey Van Lith Career Statistics																				
Season	gp-gs	min/avg	Total		3-Point		F-Throws		Rebounds				Scoring							
			fg-fga	pct	fg-fga	pct	ft-fa	pct	off	def	tot	avg	pf	fo	ast	to	blk	stl	pts	avg
2020-21	24-24	713/29.7	99-234	.423	41-107	.383	38-47	.809	33	97	130	5.4	49	0	50	42	6	29	277	11.5
TOTAL	24-24	713/29.7	99-234	.423	41-107	.383	38-47	.809	33	97	130	5.4	49	0	50	42	6	29	277	11.5



11 NORIKA KONNO

Guard | 5-10 | Sophomore
Sendai, Japan | Seiwa

SEASON HIGHS		CAREER HIGHS		MISC STATS		Season	Career
Points.....	11 vs. Bellarmine (1/2/21)	Points.....	11 vs. UTC (11/21), vs. Bellarmine (1/2/21)	Double-Doubles.....		0	0
Reb.....	7 at BC (2/4/21)	Reb.....	7 at BC (2/4/21)	10-Plus Points.....		2	3
Asst.....	4 vs. NKU (1/1/21)	Asst.....	6 vs. BSU (11/24)	20-Plus Points.....		0	0
Blocks.....	3 vs. DePaul (12/4/20)	Blocks.....	3 vs. DePaul (12/4/20)	30-Plus Points.....		0	0
Steals.....	3 vs. DePaul (12/4/20)	Steals.....	3 vs. DePaul (12/4/20)	Team-High Points.....		0	0
FGM.....	4 vs. Bellarmine (1/2/21)	FGM.....	4 (four times) latest vs. Bellarmine (1/2/21)	10-Plus Rebounds.....		0	0
FGA.....	6, (three times) latest vs. UTM (1/5/21)	FGA.....	9 vs. UTC (11/21)	Team-High Rebounds.....		0	0
3FGM.....	2 at Virginia Tech (1/7/21), at BC (2/4/21)	3FGM.....	2 at Virginia Tech (1/7/21), at BC (2/4/21)	10-Plus Assists.....		0	0
3FGA.....	3 at Virginia Tech (1/7/21), at BC (2/4/21)	3FGA.....	4 vs. Murray St (11/8), vs. UTC (11/21)	Team-High Assists.....		1	3
FT.....	2, (four times) latest at BC (2/4/21)	FT.....	3, (two times) latest vs. BSU (11/24)				
FTA.....	3 at SEMO (11/25/20)	FTA.....	4, (two times) latest vs. BSU (11/24)				
Minutes.....	25 vs. Bellarmine (1/2/21)	Minutes.....	28 at OSU (12/5)				

2020-21 GAME-BY-GAME																
Opponent	Min	FG-A	3PT-A	FT-A	O-D-T	PF	AST	TO	BLK	STL	PTS	AVG				
at SEMO	14	2-3	1-1	1-3	3-1-4	0	0	2	2	1	6	6.0				
EKU	12	2-5	0-2	2-2	0-0-0	2	3	1	0	1	6	6.0				
vs. DEPAUL	16	1-6	0-1	0-0	1-1-2	1	2	2	3	3	2	4.7				
UTM	18	3-6	1-2	2-2	0-3-3	0	0	1	0	0	9	5.8				
at DUKE	6	1-1	0-0	0-0	0-0-0	0	1	0	0	0	2	5.0				
NKU	13	0-1	0-1	1-2	2-0-2	1	4	1	1	0	1	4.3				
BELL	25	4-5	1-2	2-2	0-1-1	2	3	1	0	1	11	5.3				
UTM	20	2-6	1-2	0-0	3-1-4	1	3	0	0	2	5	5.3				
at VT	9	2-3	2-3	0-0	0-0-0	0	0	0	0	0	6	5.3				
CLEMSON	17	2-3	0-0	0-0	0-1-1	2	1	2	0	0	4	5.2				
BC	12	0-0	0-0	0-0	1-1-2	1	1	3	0	0	0	4.7				
FSU	13	0-3	0-1	0-0	0-2-2	1	2	1	0	0	0	4.3				
SYR	3	0-0	0-0	0-0	0-0-0	0	0	0	0	0	0	4.0				
at WAKE	14	2-2	1-1	0-0	1-0-1	1	0	0	0	1	5	4.1				
MIAMI	11	0-2	0-2	0-0	0-0-0	0	0	1	0	0	0	3.8				
UNC	7	1-2	0-1	0-0	0-1-1	2	0	0	0	0	2	3.7				
NC STATE	4	0-0	0-0	0-0	0-0-0	0	0	0	0	0	0	3.5				
at BC	21	3-4	2-3	2-2	4-3-7	2	3	1	0	0	10	3.8				
ND	12	1-2	0-1	0-0	1-1-2	0	1	0	0	1	2	3.7				
GT	1	0-1	0-0	0-0	0-0-0	0	0	0	0	0	0	3.6				
at PITT	12	1-3	0-2	0-0	0-0-0	1	0	1	0	0	2	3.5				
at FSU	7	0-0	0-0	0-0	0-2-2	2	0	1	0	0	0	3.3				
at ND	8	0-2	0-2	0-0	0-1-1	0	0	1	1	0	0	3.2				
vs. WAKE	8	1-2	0-1	0-0	0-0-0	2	0	0	0	0	2	3.1				

- Sophomore Year (2020-21)**
- Set a career-high with seven rebounds, in addition to ten points and three assists, in a win over Boston College on 2/4.
 - Scored five points and secured a crucial late-game offensive rebound in a win over Wake Forest on 1/24.
 - Recorded a career-high two threes in a win over Virginia Tech on 1/7.
 - Tied career-high with eleven points on 4-5 from the field in a win vs. Bellarmine on 1/2.
 - Dished out a season-high four assists in a win vs. NKU on 1/1.
 - Recorded nine points and three rebounds in 18 minutes vs. UTM on 12/6.
 - Recorded six points, four rebounds, and two blocks in season opener at SEMO on 11/25.
- Freshman Year (2019-20)**
- Played in 16 games, averaging 4.6 points, 1.9 assists 1.6 rebounds.
 - Missed the last 14 games with a knee injury.
 - Scored nine points, all in the fourth quarter, on 4-7 shooting, while adding three assists at Miami.
 - Played pivotal minutes after Jazmine Jones got in foul trouble and finished with six points on 3-4 shooting in 72-62 win over Oregon.
 - Career-high 11 points and team-high four assists vs. Chattanooga on 11/21.
 - Led the team with five assists, while adding four points and four rebounds against Murray State on 11/8.
 - Scored nine points in her collegiate debut against WKU.
- High School**
- The 5-foot-10 shooting guard from Seiwa High School in Sendai, Japan, has an impressive resume of international experience.
 - Was a member of the U18 and U19 Japanese National Teams.
 - Helped the 2018 team win a silver medal at the U18 Women's Asian Championships. She recorded 10-plus points in four of five games, including 19 points on 8-of-12 shooting, vs. China. She finished the tournament averaging 13.0 points, 4.0 rebounds and 2.5 assists per game.
 - Helped the 2019 team to a trip to the quarterfinals at the U19 World Cup. She recorded 10-plus points in three of six games, averaging 8.3 points, 3.7 rebounds and 1.9 assists.
 - She was also a member of the 3-on-3 team from Japan that won a silver medal in the 2018 Asian Games. In her best game during the tournament, she had 28 points, nine rebounds, three assists and three steals.

NORIKA KONNO CAREER STATISTICS																				
			Total		3-Point		F-Throws		Rebounds										Scoring	
Season	gp-gs	min/avg	fg-fga	pct	fg-fga	pct	ft-fta	pct	off	def	tot	avg	pf	fo	ast	to	blk	stl	pts	avg
2019-20	16-0	242/15.1	29-71	.408	3-24	.125	12-14	.857	13	13	26	1.6	18	0	30	21	1	3	73	4.6
2020-21	24-0	284/11.8	28-62	.452	9-28	.321	10-13	.769	16	19	35	1.5	21	0	24	19	7	10	75	3.1
TOTAL	40-0	526/13.2	57-133	.429	12-52	.231	22-27	.815	29	32	61	1.5	39	0	54	40	8	13	148	3.7



13 MERISSAH RUSSELL

Guard | 5-11 | Freshman
Ottawa, Ontario | Cairine Wilson

SEASON HIGHS		Season	Career
Points.....	8 at SEMO (11/25/20), vs. Bellarmine (1/2/21)	Double-Doubles.....	0
Reb.....	7 vs. Bellarmine (1/2/21)	10-Plus Points	0
Asst.....	3 vs. DePaul (12/4/20)	20-Plus Points	0
Blocks.....	1 vs. DePaul (12/4/20)	30-Plus Points	0
Steals.....	2 vs. ECU (11/29/20)	Team-High Points.....	0
FGM.....	3 at SEMO (11/25), vs. UTM (12/6)	10-Plus Rebounds.....	0
FGA.....	10 vs. ECU (11/29/20)	Team-High Rebounds	0
3FGM.....	1 at Virginia Tech (1/7/21)	10-Plus Assists.....	0
3FGA.....	4 vs. ECU (11/29/20)	Team-High Assists	0
FT.....	4 vs. Bellarmine (1/2/21)		
FTA.....	5 vs. Bellarmine (1/2/21)		
Minutes.....	19 at SEMO (11/25/20)		

2020-21 GAME-BY-GAME															
Opponent	Min	FG-A	3PT-A	FT-A	O-D-T	PF	AST	TO	BLK	STL	PTS	AVG			
at SEMO	19	3-4	0-1	2-3	4-1-5	1	1	0	0	1	8	8.0			
ECU	15	2-10	0-4	0-0	2-2-4	3	1	1	0	2	4	6.0			
vs. DEPAUL	13	0-1	0-0	1-2	1-4-5	3	3	2	1	0	1	4.3			
UTM	11	3-3	0-0	0-0	0-2-2	4	1	2	0	0	6	4.8			
at DUKE	4	0-0	0-0	0-0	0-0-0	0	0	0	0	1	0	3.8			
NKU	6	0-2	0-0	1-2	1-1-2	1	0	1	0	0	1	3.3			
BELL	16	2-6	0-0	4-5	3-4-7	0	1	1	0	0	8	4.0			
UTM	6	2-3	0-0	0-0	1-1-2	1	0	0	0	0	4	4.0			
at VT	3	1-2	1-1	0-0	0-0-0	1	0	0	0	0	3	3.9			
CLEMSON	3	0-0	0-0	0-0	0-2-2	1	0	0	0	0	0	3.5			
BC	9	1-1	0-0	0-0	0-3-3	2	0	2	0	0	2	3.4			
FSU	3	0-0	0-0	0-0	1-2-3	0	0	0	0	0	0	3.1			
SYR													DNP		
at WAKE													DNP		
MIAMI													DNP		
UNC	1	0-0	0-0	0-0	0-0	0	0	0	0	0	0	2.8			
NC STATE													DNP		
at BC	12	2-3	0-0	2-3	1-4-5	1	0	0	0	0	6	3.1			
ND													DNP		
GT	0+	0-0	0-0	0-0	0-1-1	0	0	0	0	0	0	2.9			
at PITT	3	0-0	0-0	0-0	0-0-0	0	1	0	0	0	0	2.7			
at FSU													DNP		
at ND	0+	0-0	0-0	0-0	0-0-0	0	0	0	0	0	0	2.5			
vs. WAKE	1	0-1	0-0	0-0	0-0-0	0	0	0	0	0	0	2.4			

- Freshman Year (2020-21)**
- Recorded six points and five rebounds in 12 minutes at Boston College on 2/4.
 - Converted on her first collegiate three point field goal in a win at Virginia Tech on 1/7.
 - Tied a season-high eight points, highlighted by 4-5 from the free throw line, in a win vs. Bellarmine on 1/2.
 - Scored eight points on 3-4 from the field, adding five rebounds and one assist in 19 minutes in her collegiate debut at SEMO on 11/25.
- High School**
- Ranked as the 29th best guard by espnW. She is listed as a four-star prospect by Prospects Nation and is rated No. 54 overall by PASS Scouting Service.
 - Played for Canada's U19 team at the 2019 FIBA Women's Basketball World Cup in Bangkok, Thailand. She helped lead Canada to the quarterfinals, where they fell to eventual champion USA and head coach Jeff Walz. She finished the tournament averaging 6.4 points, 4.0 rebounds and 1.3 assists.
 - Also a member of Canada's Senior National team and participated as the youngest player on the roster in a five-game European exhibition tour in Belgium and Great Britain.
 - Was named the MVP of the first ever BioSteele All Canadian Girls Game in April, the Canadian version of the McDonald's All-American game. She finished with 30 points, 10 rebounds and three steals in that game which featured the top 24 female high school players in Canada.

MERISSAH RUSSELL CAREER STATISTICS																	
Season	gp-gs	min/avg	Total		3-Point		F-Throws		Rebounds								
			fg-fga	pct	fg-fga	pct	ft-fta	pct	off	def	tot	avg	pf	fo	ast	to	blk
2020-21	18-0	127/7.1	16-36	.444	1-6	.167	10-15	.667	14	27	41	2.3	18	0	8	9	1
TOTAL	18-0	127/7.1	16-36	.444	1-6	.167	10-15	.667	14	27	41	2.3	18	0	8	9	1



14 KIANNA SMITH

Guard | 6-0 | Redshirt-Junior
Moreno Valley, Calif. | California / Troy

SEASON HIGHS		CAREER HIGHS		MISC STATS		Season	Career
Points.....	21 vs. DePaul (12/4/20), vs. GT (2/11/21)	Points	21 vs. DePaul (12/4/20), vs. GT (2/11/21)	Double-Doubles.....	1	1/2	
Reb.....	10 vs. NKU (1/1/21)	Reb.	10 vs. NKU (1/1/21)	10-Plus Points	15	15/39	
Asst.....	6 vs. DePaul (12/4/20), vs. Clemson (1/10/21)	Asst.	12 vs. Manhattan (11/24/17)*	20-Plus Points	2	2/4	
Blocks.....	2, (three times) latest vs. Notre Dame (2/7/21)	Blocks	3 vs. Arizona State (2/22/19)*	30-Plus Points	0	0/0	
Steals	5 vs. Notre Dame (2/7/21)	Steals	5 vs. Notre Dame (2/7/21)	Team-High Points	2	2/4	
FGM	9 vs. DePaul (12/4/20), vs. GT (2/11/21)	FGM	9, (four times) latest vs. GT (2/11/21)	10-Plus Rebounds.....	1	1/1	
FGA	14 vs. DePaul (12/4/20), vs. Clemson (1/10/21)	FGA	15 vs. Harvard (12/30/18)*	Team-High Rebounds	1	1/1	
3FGM	4 vs. FSU (1/17/21), vs. Notre Dame (2/7/21)	3FGM	5 vs. Oregon (2/8/19)*	10-Plus Assists	0	0/2	
3FGA	8 vs. FSU (1/17/21), vs. Notre Dame (2/7/21)	3FGA	9 at Washington State (3/3/19)*	Team-High Assists	2	2/26	
FT	3 vs. Clemson (1/10/21)	FT	4, (three times) latest vs. Tulane (11/23/18)*	*at Cal			
FTA	3 vs. Clemson (1/10/21)	FTA	4, (eight times) latest vs. Baylor (3/25/19)*				
Minutes.....	38 vs. GT (2/11/21)	Minutes.....	40, (four times) latest vs. Baylor (3/25/19)				

2020-21 GAME-BY-GAME																
Opponent	Min	FG-A	3PT-A	FT-A	O-D-T	PF	AST	TO	BLK	STL	PTS	AVG				
at SEMO													DNP			
EKU													DNP			
vs. DEPAUL	22	9-14	3-7	0-0	1-5-6	2	6	1	1	2	21	21.0				
UTM	18	4-9	2-4	0-0	0-1-1	4	0	0	0	0	10	15.5				
at DUKE*	30	6-11	3-5	0-0	0-3-3	1	0	1	0	2	15	15.3				
NKU*	26	5-13	0-6	1-2	1-9-10	2	1	0	2	2	11	14.3				
BELL*	16	4-7	2-4	1-1	3-2-5	2	2	0	0	0	11	13.6				
UTM*	22	5-8	3-4	1-2	2-3-5	1	1	2	0	2	14	13.7				
at VT*	25	2-9	1-5	0-0	0-2-2	5	2	2	1	0	5	12.4				
CLEMSON*	34	6-14	2-6	3-3	0-2-2	1	6	1	2	0	17	13.0				
BC*	29	5-10	3-7	0-0	1-1-2	2	2	0	0	1	13	13.0				
FSU	29	6-11	4-8	0-0	0-5-5	4	6	1	0	2	16	13.3				
SYR	25	2-5	2-4	2-2	1-3-4	1	2	0	0	0	8	12.8				
at WAKE	21	0-5	0-4	0-0	0-1-1	0	0	1	0	0	0	11.8				
MIAMI	27	2-8	2-5	2-2	1-4-5	2	0	2	0	1	8	11.5				
UNC	25	5-10	3-6	0-0	3-1-4	0	0	2	1	1	13	11.6				
NC STATE*	30	3-11	2-6	0-0	0-2-2	2	1	1	0	0	8	11.3				
at BC*	23	6-9	2-4	0-1	0-2-2	0	1	2	0	1	14	11.5				
ND*	31	6-13	4-8	0-0	1-3-4	2	1	1	2	5	16	11.8				
GT*	38	9-13	3-6	0-0	1-2-3	5	5	0	0	3	21	12.3				
at PITT*	23	2-8	0-5	0-0	1-4-5	1	3	2	0	0	4	11.8				
at FSU*	35	3-9	2-6	2-2	1-3-4	4	3	1	0	0	10	11.8				
at ND	32	4-8	2-5	0-0	1-4-5	1	5	2	0	0	10	11.7				
vs. WAKE*	18	3-8	0-2	0-0	0-1-1	4	2	0	0	0	6	11.4				

Redshirt Junior Year (2020-21)

- Named to All-ACC Academic Team.
- Played in 22 of 24 games with 13 starts, averaging 11.4 points, 3.7 rebounds, 2.2 assists and 1.0 steals.
- Ranks fifth in ACC with 39.2 3-point percentage, ninth with 115 3-point field goals attempted, 12th with 45 3-point field goals made and 2.14 3-point field goals made per game.
- In ACC games, ranks sixth in league with 38.9 3-point percentage and 11th in 3-point field goals made per game (2.19 avg/g).
- Has reached double figures in 15 of 22 games, including a season-best six-game streak to open the season.
- Has made at least one 3-pointer in 18 of 22 games, including 17 games with at least two 3-point makes and eight with at least three 3-pointers.
- Named College Sports Madness ACC Player of the Week on Jan. 18, 2021 after averaging 14.5 points per game, while shooting 52 percent from the floor and 7-15 from beyond the arc in the victories over the Eagles and Seminoles. She added 4.0 assists, 3.5 rebounds and 1.5 steals per game, while committing just one turnover in 59 minutes of action.
- Finished in double figures for the 15th time this season with 10 points in the regular-season finale vs. Notre Dame on 2/28.
- Tied a career-high 21 points on 9-13 from the field, 3-6 from three, in addition to five assists, three rebounds, three steals, and no turnovers in a season-high 38 minutes against Georgia Tech on 2/11.
- Scored 16 points on 6-13 from the field, including 4-8 from three, and recorded a career-high five steals in a win vs. Notre Dame on 2/7.
- Recorded 14 points on 6-9 from the field at Boston College on 2/4.
- Posted 13 points, on 3-6 from behind the arc, and four rebounds off the bench vs. North Carolina on 1/28.
- Converted on a career-high four threes, recording 16 points, six assists and five rebounds in a win vs. FSU on 1/17.
- Scored 17 points on 6-14 shooting and dished out a team-high six assists vs. Clemson on 1/10.
- Recorded her first career double-double with 11 points and 10 rebounds vs. NKU on 1/1.
- Recorded 15 points on 6-11 shooting and 3-5 from three in her first Louisville start in a win at Duke on 12/9.
- Scored a team-high 21 points on 9-14 shooting and 3-7 from behind the arc, adding six rebounds and six steals in her Louisville debut vs. DePaul on 12/4.
- Named to Preseason ACC Newcomer Watch List.

Junior Year (2019-20)

- Sat out 2019-20 season due to NCAA transfer rules.

California - Sophomore Year (2018-19)


- In two seasons at Cal she scored 600 points, knocked down 91 3-pointers and dished out 244 assists, while helping the Bears to two 20-win seasons and two trips to the NCAA Tournament.
- Was named Pac-12 All-Academic honorable mention for her strong performance on the court and in the classroom.
- In addition to putting up a 3.29 cumulative GPA, she started all 33 games for the Bears, while averaging a career-high 9.8 points per game.
- Finished with 14 double-figure scoring games and matched a career-high with 20 points, while shooting 5-6 from 3-point range against Oregon.
- Led the team with 18 points on 7-13 shooting, 2-4 from deep, in California's second round loss in the NCAA Tournament to eventual national champion Baylor.
- Connected on at least one 3-pointer in 28 of 33 games, while shooting a career-best 35 percent from downtown and knocking down a career-best 55 threes.

California - Freshman Year (2017-18)

- Named to the Pac-12 All-Freshman Team after playing in all 32 games, making 31 starts.
- Finished fourth on the team in scoring at 8.6 points per game while leading the team with 4.8 assists per game.
- Scored a career-high 20 points against Virginia in the First Round of the 2018 NCAA Tournament, going 9-14 from the floor while adding eight assists.
- Ranked seventh in the Pac-12 in assists per game while leading all conference freshmen in the category.
- Finished the year ranked third among all freshman in Division I with 4.8 assists per game and ranked fifth among all Division I freshmen with a 2.05 assist-to-turnover ratio.
- Scored double-figures in four of Cal's final six games of the season, also adding 36 assists and just 13 turnovers over that same span.
- Named Pac-12 and USBWA National Freshman of the week after scoring 14 points and adding 8 assists in Cal's win over Kentucky while committing just 1 turnover.
- Dished out a career-high 12 assists in Cal's win over Manhattan, while shooting 4-5 from beyond the arc and scoring a then career-best 17 points for her first collegiate double-double.
- Scored 16 points in Cal's upset over No. 14 Stanford, going 7-11 from the floor and adding a career-best three steals.

KIANNA SMITH CAREER STATISTICS																				
			Total		3-Point		F-Throws		Rebounds										Scoring	
Season	gp-gs	min/avg	fg-fga	pct	fg-fga	pct	ft-fa	pct	off	def	tot	avg	pf	fo	ast	to	blk	stl	pts	avg
2017-18*	32-31	1017/31.8	108-280	.386	36-113	.319	24-35	.686	14	73	87	2.7	66	0	152	74	6	24	276	8.6
2018-19*	33-33	1113/33.7	125-313	.399	55-157	.350	19-29	.655	20	59	79	2.4	72	1	92	55	15	20	324	9.8
2020-21	22-14	584/26.5	97-213	.455	45-117	.385	12-15	.800	18	63	81	3.7	46	2	49	22	9	22	251	11.4
TOTAL	22-14	584/26.5	97-213	.455	45-117	.385	12-15	.800	18	63	81	3.7	46	2	49	22	9	22	251	11.4
All*	87-78	2714/31.2	330-806	.409	136-387	.351	55-79	.696	52	195	247	2.8	184	3	293	151	30	66	851	9.8

* at Cal



22 LIZ DIXON

Forward | 6-5 | Junior

Memphis, Tenn. | Georgia Tech / Ridgeway

SEASON HIGHS	CAREER HIGHS	MISC STATS	Season	Career
Points..... 21 vs. Miami (1/26/21)	Points 22 vs. Duke (1/10/19), vs. WF (2/10/19)*	Double-Doubles.....	1	2/6
Reb..... 10 vs. FSU (1/17/21)	Reb. 17 vs. Duke (1/10/19)*	10-Plus Points	11	14/33
Asst..... 2 at Pitt (2/18/21)	Asst. 4 vs. Duke (1/10/19)*	20-Plus Points	1	1/4
Blocks 4 vs. NC State (2/1/21), at FSU (2/21/21)	Blocks 4, (three times) latest at FSU (2/21/21)	30-Plus Points	0	0/0
Steals 2 at Wake Forest (1/24/21)	Steals 4 vs. Alabama State (12/5/18)*	Team-High Points.....	1	1/8
FGM 6, (five times) latest at Notre Dame (2/28/21)	FGM 9 vs. Duke (1/10/19)*	10-Plus Rebounds.....	1	2/6
FGA 10 vs. UNC (1/28/21)	FGA..... 14 vs. Clemson (2/21/19)*	Team-High Rebounds.....	5	7/13
3FGM.....	3FGM	10-Plus Assists.....	0	0/0
3FGA.....	3FGA	Team-High Assists	0	0/0
FT 9 vs. Miami (1/26/21)	FT 9 vs. Pitt (2/7/19)*, vs. Miami (1/26/21)	*at Georgia Tech		
FTA 12 vs. Miami (1/26/21)	FTA..... 12 vs. Miami (1/26/21)			
Minutes..... 28 vs. UNC (1/28/21)	Minutes..... 43 vs. Wake Forest (2/10/19)*			

2020-21 GAME-BY-GAME																
Opponent	Min	FG-A	3PT-A	FT-A	O-D-T	PF	AST	TO	BLK	STL	PTS	AVG				
at SEMO	13	0-4	0-0	2-3	3-2-5	2	0	0	1	0	2	2.0				
EKU	22	3-6	0-0	0-0	4-4-8	0	0	0	0	1	6	4.0				
vs. DEPAUL	9	6-6	0-0	0-0	2-2-4	1	0	3	1	0	12	6.7				
UTM	15	3-5	0-0	1-2	1-6-7	2	1	0	1	0	7	6.8				
at DUKE	17	2-4	0-0	0-0	0-5-5	0	0	0	3	0	4	6.2				
NKU	16	6-8	0-0	0-0	1-2-3	0	1	1	0	0	12	7.2				
BELL	15	5-6	0-0	4-4	2-4-6	1	0	1	2	1	14	8.1				
UTM	17	1-4	0-0	4-4	3-2-5	3	1	0	1	1	6	7.9				
at VT	22	3-5	0-0	0-0	0-2-2	2	0	4	0	0	6	7.7				
CLEMSON*	19	5-8	0-0	0-0	4-4-8	1	0	1	1	0	10	7.9				
BC	16	3-4	0-0	0-0	2-5-7	1	0	0	1	0	6	7.7				
FSU	17	4-7	0-0	2-2	5-5-10	2	0	0	1	0	10	7.9				
SYR	19	1-3	0-0	0-0	3-5-8	1	1	0	2	1	2	7.5				
at WAKE	18	3-7	0-0	0-0	4-0-4	4	0	1	0	2	6	7.4				
MIAMI	26	6-7	0-0	9-12	5-4-9	4	0	0	0	1	21	8.3				
UNC*	28	5-10	0-0	3-3	2-2-4	2	1	1	1	1	13	8.6				
NC STATE*	26	1-4	0-0	0-0	1-6-7	1	0	0	4	0	2	8.2				
at BC*	25	5-6	0-0	1-2	4-2-6	3	1	3	1	0	11	8.3				
ND*	21	2-7	0-0	0-1	3-3-6	1	0	0	1	0	4	8.1				
GT*	26	4-9	0-0	5-5	3-6-9	2	1	1	3	0	13	8.4				
at PITT*	20	6-8	0-0	0-1	2-3-5	3	2	3	1	1	12	8.5				
at FSU	24	3-5	0-0	2-4	1-4-5	4	0	1	4	0	8	8.5				
at ND	22	6-7	0-0	0-0	1-2-3	1	0	2	1	0	12	8.7				
vs. WAKE	15	3-5	0-0	0-2	4-3-7	3	1	4	0	0	6	8.5				

Junior Year (2020-2021)

- Named to All-ACC Academic Team.
- Played in all 24 games with seven starts, averaging 8.5 points, 6.0 rebounds and 1.3 blocks.
- Shooting 86-145 (.593) from the floor after shooting just 56-113 (.496) last season. Her scoring has increased from 4.4 to 8.5 points per game, her rebounds have increased from 3.6 to 6.0 rebounds per game and her blocks have increased from 0.6 to 1.3 blocks per game.
- Ranks fifth in the ACC with 30 total blocks, 10th with 1.3 blocks per game and 12th with 2.4 offensive rebounds per game.
- In ACC games, ranks seventh in league with 1.5 blocks per game, ranks 10th with 2.5 offensive rebounds per game and ranks 18th with 6.1 rebounds per game.
- Has recorded at least one block in 18 of 24 games, including six multi-block games.
- Provided valuable minutes off the bench, recording six points and seven rebounds in the ACC Quarterfinals vs. Wake Forest on 3/5.
- Posted 12 points on 6-7 from the field to close out the regular season at Notre Dame on 2/28
- Recorded eight points, and five rebounds and a team-high four blocks at Florida State on 2/21.
- Recorded 12 points, five rebounds and a season-high two assists in only 20 minutes at Pittsburgh on 2/18.
- Scored 13 points on 4-9 from the field, 5-5 from the line, in addition to nine rebounds and three blocks against Georgia Tech on 2/11.
- 11 points on 5-6 from the field, in addition to six rebounds and a block, in her third of six straight starts at Boston College on 2/4.
- Posted seven rebounds and career-high four blocks vs. NC State on 2/1.
- 13 points and four rebounds in a season-high 28 minutes and her second start of the season vs. North Carolina on 1/28.
- Set Louisville-high in points and posted a near double-double with 21 points and nine rebounds vs. Miami.
- Recorded a double-double with 10 points and 10 rebounds in 17 minutes in a win vs. Florida State on 1/17.
- Led the team with seven rebounds, in addition to six points vs. Boston College on 1/14.
- Recorded 10 points and eight rebounds in her first start of the season vs. Clemson on 1/10.
- Posted 14 points on 5-6 from the field in a home win vs. Bellarmine on 1/2.
- Scored 12 points on 6-8 shooting in a home win vs. NKU on 1/1.
- Recorded three blocked shots in 17 minutes at Duke on 12/9.
- Scored seven points and grabbed seven rebounds in 15 minutes vs. UTM on 12/6.
- Scored 12 points on 6-6 shooting while adding four rebounds in just nine minutes vs. DePaul on 12/4.
- Recorded six points and eight rebounds in 22 minutes vs. EKU on 11/29.

Sophomore Year (2019-2020)

- Played in all 32 games with four starts, averaging 4.4 points, 3.6 rebounds, while shooting 49.6 percent from the floor.
- Six points and nine rebounds in 25 minutes vs. Syracuse.
- Had a team-high seven rebounds, while adding six points against Notre Dame on 2/16.
- Seven points on 3-4 shooting and recorded a season-high three blocks at Notre Dame.
- Eight points on 4-4 shooting and two blocks at North Carolina.
- Nine points on 4-5 shooting, while adding five rebounds at Miami.
- 15 points on 6-7 shooting against Boise State.
- In her debut as a Cardinal vs. WKU, had her fifth career double-double with team-high 13 rebounds, while adding 10 points.

Georgia Tech - Freshman Year (2018-19)

- Named to the All-ACC Freshman team and three times was named ACC Freshman of the Week.
- Started all 30 games for the Yellow Jackets and was second on the team and first among ACC freshmen in rebounding with 6.4 per game.
- She ranked third on the team in scoring with 11.0 points per game.
- Seven times she led the team in scoring and six times led the team in rebounds.
- She scored in double figures 19 times and had three 20-plus point scoring games.
- She finished the year with 192 rebounds, which ranks fourth all-time among freshmen in Georgia Tech history.
- Recorded her first career double-double in just her third game with 13 points and 10 rebounds vs. Western Carolina.
- She finished with four double-doubles on the season and against Duke on Jan. 10, she recorded her fourth double-double of the year with a career-high 22 points to go with a personal-best 17 rebounds.

LIZ DIXON CAREER STATISTICS																					
			Total		3-Point		F-Throws		Rebounds											Scoring	
Season	gp-gs	min/avg	fg-fga	pct	fg-fga	pct	ft-fa	pct	off	def	tot	avg	pf	fo	ast	to	blk	stl	pts	avg	
2018-19*	30-30	768/25.6	130-254	.512	0-0	.000	70-98	.714	103	89	192	6.4	78	4	25	77	33	18	330	11.0	
2019-20	32-4	461/14.4	56-113	.496	0-1	.000	29-45	.644	61	54	115	3.6	53	0	9	32	21	8	141	4.4	
2020-21	24-7	468/19.5	86-145	.593	0-0	.000	33-45	.733	60	83	143	6.0	44	0	10	26	30	9	205	8.5	
TOTAL	56-11	929/16.6	142-258	.550	0-1	.000	62-90	.689	121	137	258	4.6	97	0	19	58	51	17	346	6.2	
All*	86-41	1697/19.7	272-512	.531	0-1	.000	132-188	.702	224	226	450	5.2	175	4	44	135	84	35	676	7.9	
* at Georgia Tech																					

* at Georgia Tech



44 OLIVIA COCHRAN

Forward | 6-3 | Freshman
Columbus, Ga. | Carver

SEASON HIGHS	
Points.....	19 vs. DePaul (12/4/20)
Reb.....	12 at Duke (12/9/20)
Asst.....	2, (five times) latest vs. UNC (1/28/21)
Blocks.....	3 vs. Clemson (1/10/21)
Steals.....	2 vs. Bellarmine (1/2/21), vs. Syracuse (1/21/21)
FGM.....	8 vs. DePaul (12/4/20)
FGA.....	11 vs. GT (2/11/21)
3FGM.....	1 vs. UNC (1/28/21)
3FGA.....	2 vs. UNC (1/28/21), at FSU (2/21/21)
FT.....	9 at SEMO (11/25/20)
FTA.....	10 at SEMO (11/25/20)
Minutes.....	33 vs. NC State (2/1/21)

MISC STATS	Season	Career
Double-Doubles.....	3	3
10-Plus Points.....	13	13
20-Plus Points.....	0	0
30-Plus Points.....	0	0
Team-High Points.....	3	3
10-Plus Rebounds.....	5	5
Team-High Rebounds.....	13	13
10-Plus Assists.....	0	0
Team-High Assists.....	0	0

2020-21 GAME-BY-GAME												
Opponent	Min	FG-A	3PT-A	FT-A	O-D-T	PF	AST	TO	BLK	STL	PTS	AVG
at SEMO*	18	4-9	0-1	9-10	3-5-8	2	1	2	1	1	17	17.0
EKU*	16	5-7	0-0	5-6	3-2-5	1	1	1	1	0	15	16.0
vs. DEPAUL*	23	8-9	0-0	3-4	3-7-10	2	2	2	0	0	19	17.0
UTM*	19	2-5	0-0	3-6	4-6-10	2	0	2	0	0	7	14.5
at DUKE*	19	4-9	0-0	3-4	6-6-12	3	2	1	0	0	11	13.8
NKU*	21	6-8	0-0	1-1	3-2-5	3	0	3	0	0	13	13.7
BELL*	15	7-7	0-0	1-4	1-2-3	0	2	0	2	2	15	13.9
UTM*	22	3-8	0-1	2-2	1-5-6	2	2	2	1	1	8	13.1
at VT*	24	3-5	0-0	2-2	1-1-2	3	0	3	2	1	8	12.6
CLEMSON	18	3-7	0-0	0-0	2-7-9	1	0	2	3	0	6	11.9
BC*	22	6-9	0-0	6-8	2-5-7	0	0	2	0	1	18	12.5
FSU*	22	5-7	0-0	4-4	0-3-3	2	0	1	2	1	14	12.6
SYR*	26	5-7	0-0	1-2	0-3-3	3	1	4	1	2	11	12.5
at WAKE*	28	3-8	0-0	4-4	2-9-11	3	0	0	1	0	10	12.3
MIAMI*	14	3-3	0-0	1-1	0-2-2	3	0	2	0	0	7	11.9
UNC*	30	7-10	1-2	2-3	1-6-7	3	2	0	2	1	17	12.3
NC STATE*	33	4-7	0-0	0-0	2-7-9	3	0	5	2	0	8	12.0
at BC	DNP											
ND	21	1-5	0-0	0-0	2-9-11	1	0	2	1	0	2	11.4
GT	22	6-11	0-0	1-1	2-4-6	2	0	1	1	0	13	11.5
at PITT	12	2-5	0-1	0-0	2-3-5	4	0	0	0	1	4	11.2
at FSU*	19	6-10	0-0	0-2	3-6-9	2	1	1	0	0	12	11.2
at ND*	18	4-6	0-1	0-0	1-4-5	3	0	2	2	1	8	11.0
vs. WAKE*	8	3-4	0-0	0-0	1-0-1	3	0	3	0	0	6	10.8

Freshman Year (2020-21)

- Named to the 2020-21 ACC All-Freshman Team.
- Played in 23 of 24 games with 19 starts, averaging 10.8 points, 6.5 rebounds and 1.0 blocks, while shooting 100-166 (.602) from the floor and 48-64 (.750) from the free throw line.
- Shooting 60.2 percent from the floor, which would rank second in the ACC, but her 4.4 field goals per game are just short of the qualifying mark.
- Ranks 13th in ACC with 6.7 rebounds per game and 14th with 4.7 defensive rebounds per game.
- Ranks second among ACC freshmen with 22 blocks, third with 48 free throws made, 6.7 rebounds per game, fourth with 64 free throw attempts, 59.9 field goal percentage and fifth with 11.0 points per game.
- In ACC games, ranks 12th in league with 5.0 defensive rebounds per game and 6.7 total rebounds per game, while ranking 14th with 1.1 blocks per game.
- Three double-doubles on the season with 19 points and 10 rebounds vs. DePaul, 11 points and 12 rebounds at Duke and 10 points and 11 rebounds at WF. She is first UofL freshman with 3 double-doubles in a season since Ashley Rainey in 2009-10. Angel McCoughtry had five double-doubles as a freshman in 2005-06.
- Has scored in double figures in 13 of 23 games and recorded double figure rebounds five times.
- Has recorded at least one block in 14 of 23 games.
- Recorded eight points, five rebounds and two blocks at Notre Dame on 2/28.
- Returned to the starting lineup, contributing 12 points and a team-high nine rebounds at Florida State on 2/21.
- One of four players in double-figures, recording 13 points, six rebounds and one block vs. Georgia Tech on 2/11.
- Recorded a team-high 11 rebounds in a win vs. Notre Dame on 2/7.
- Posted eight points and nine rebounds in a career-high 33 minutes vs. NC State on 2/1.
- Converted on her first seven shots from the field, recording a team-high 17 points and seven rebounds in 30 minutes vs. North Carolina on 1/28.
- Posted her third career double-double with 10 points and 11 rebounds in 28 minutes at Wake Forest on 1/24.
- Recorded 18 points and a team-high seven rebounds vs. Boston College on 1/14.
- Recorded a season-high three blocks and a team-high nine rebounds vs. Clemson on 1/10.
- Scored a team-high 15 points on a perfect 7-7 shooting vs. Bellarmine on 1/2.
- Recorded a double-double with 11 points and a team-high 12 rebounds in a win over Duke on 12/9.
- Scored seven points and grabbed a team-high 10 rebounds in 19 minutes vs. UTM on 12/6.
- Recorded her first career double-double with 19 points and 10 rebounds, while shooting 8-9 from floor, vs. DePaul on 12/4.
- Recorded a team-high 17 points and eight rebounds, while shooting 9-10 from the free throw line, in only 18 minutes in collegiate debut at SEMO on 11/25.

High School

- Named a 2020 McDonald's All-American.
- Named 2020 Jersey Mike's Naismith National High School All-American honorable mention.
- Comes to Louisville as the No. 18-ranked player in the class of 2020, according to espnW HoopGurlz.
- The five-star prospect is tabbed as the fourth-best player at the forward position.
- Prospects Nation ranked her No. 10 overall and as the third-best forward, while she is ranked No. 26 by PASS Scouting Service.
- Competed alongside Hailey Van Lith in leading the USA to gold at the 2019 FIBA 3x3 U18 World Cup in Ulaanbaatar, Mongolia and scored 41 points, which ranked fourth among all competitors in the 20-team field.
- Named a first team Class 4-A All-State selection by the Atlanta Journal Constitution in 2018 and 2019, while being named honorable mention as a freshman in 2017.
- Was also named Georgia Class 4A All-State in 2018 and 2019.
- Was named Ledger-Enquirer All-Bi-City Player of the Year in 2019, while also being named to the first team in 2018 and 2019 and the second team in 2017.
- As a junior, she led Carver to their first ever Class 4-A state title. She averaged 26.0 points, 16.0 rebounds and eight blocked shots a game. She had 15 points and 11 rebounds in the state title game to cap a 32-0 season.
- Named to the 2020 Naismith Trophy Girls High School Player of the Year Preseason Watch List.

OLIVIA COCHRAN CAREER STATISTICS																				
			Total		3-Point		F-Throws		Rebounds										Scoring	
Season	gp-gs	min/avg	fg-fga	pct	fg-fga	pct	ft-fta	pct	off	def	tot	avg	pf	fo	ast	to	blk	stl	pts	avg
2020-21	23-19	474/20.6	100-166	.602	1-6	.167	48-64	.750	45	104	149	6.5	51	0	14	41	22	12	249	10.8
TOTAL	23-19	474/20.6	100-166	.602	1-6	.167	48-64	.750	45	104	149	6.5	51	0	14	41	22	12	249	10.8



Official Basketball Box Score -- Game Totals -- Final Statistics
#5 Louisville vs Southeast Missouri
 11-25-20 2 p.m. at Show Me Center -- Cape Girardeau, Mo.

**#5 Louisville 74 • 1-0**

#	Player	Total		3-Ptr		Rebounds			PF	TP	A TO Blk Stl				Min
		FG	FGA	FG	FGA	FT	FTA	Off Def Tot			A	TO	Blk	Stl	
44	Olivia Cochran	f	4-9	0-1	9-10	3	5	8	2	17	1	2	1	1	18
01	Dana Evans	f	6-15	0-5	3-4	0	2	2	1	15	6	2	1	1	32
02	Ahlana Smith	g	3-7	0-2	1-2	1	0	1	2	7	2	1	0	3	21
04	Elizabeth Balogun	g	1-4	0-3	2-2	1	4	5	0	4	0	0	3	1	18
10	Hailey Van Lith	g	6-12	1-3	0-0	3	5	8	3	13	1	2	1	1	28
00	Ramani Parker		1-2	0-0	0-0	1	3	4	2	0	3	3	1	0	8
05	Mykasa Robinson		0-1	0-0	0-0	3	1	4	3	0	4	2	0	2	19
11	Norika Konno		2-3	1-1	1-3	3	1	4	0	6	0	2	2	1	14
13	Merissah Russell		3-4	0-1	2-3	4	1	5	1	8	1	0	0	1	19
22	Elizabeth Dixon		0-4	0-0	2-3	3	2	5	2	2	0	0	1	0	13
31	Nyah Green		0-3	0-1	0-0	1	0	1	1	0	0	2	0	0	10
Team						1	2	3							
Totals			26-64	2-17	20-27	24	26	50	17	74	15	16	10	11	200

1st - FG %: 7-16 43.8% 2nd: 4-12 33.3% 3rd: 6-16 37.5% 4th: 5-15 33.3% Game: 26-64 40.6% Deadball Rebounds 1
 3FG %: 0-4 0.0% 0-7 0.0% 1-3 33.3% 1-3 33.3% 2-7 28.6% 3-9 33.3%
 FT %: 4-5 80.0% 4-7 57.1% 5-6 83.3% 7-9 77.8% 20-27 74.1%

Southeast Missouri 53 • 0-1

#	Player	Total		3-Ptr		Rebounds			PF	TP	A TO Blk Stl				Min
		FG	FGA	FG	FGA	FT	FTA	Off Def Tot			A	TO	Blk	Stl	
40	SAINE, LaTrese	f	3-10	1-1	0-0	3	7	10	5	7	0	2	0	1	23
02	SCOTT, Roshala	g	2-9	0-2	2-2	1	0	1	1	6	2	2	0	2	33
20	PRUITT, Taelour	g	2-13	1-5	2-2	0	1	1	2	7	1	4	0	0	26
24	THOMPSON, Tesia	g	6-16	2-5	7-10	4	4	8	3	21	1	4	0	0	31
34	BUSSARD, Sophie	g	0-2	0-0	2-2	3	4	7	1	2	2	1	0	1	35
01	ALLEN, Kennedi		0-0	0-0	2-2	0	1	1	4	2	2	0	0	0	13
12	HANCOCK, Sophia		0-0	0-0	0-0	0	0	0	0	0	0	0	0	1	0
13	WATSON, Deany		0-1	0-0	0-0	1	0	1	0	0	0	1	0	0	6
14	PILLERS, Nyrobi		1-2	0-0	3-4	3	1	4	5	5	0	1	0	2	13
30	SMITH, Terri		1-2	1-1	0-0	0	0	0	1	3	1	4	0	0	18
44	MAYFIELD, Michaela		0-0	0-0	0-0	0	0	0	0	0	0	0	1	0	2
Team						1	2	3							
Totals			15-55	5-14	18-22	16	20	36	22	53	9	19	1	7	200

1st - FG %: 6-15 40.0% 2nd: 3-13 23.1% 3rd: 5-15 33.3% 4th: 1-12 8.3% Game: 15-55 27.3% Deadball Rebounds 2
 3FG %: 2-2 100.0% 1-6 16.7% 1-3 33.3% 1-3 33.3% 5-14 35.7%
 FT %: 2-2 100.0% 1-2 50.0% 6-8 75.0% 9-10 90.0% 18-22 81.8%

Officials: Troy Winders, Natasha Harris, Royce Blevins
 Technical fouls: #5 Louisville-None. Southeast Missouri-None.

Attendance: 475

Score by periods	1st	2nd	3rd	4th	Total
#5 Louisville	18	20	18	18	74
Southeast Missouri	16	8	17	12	53

	In	Off	2nd	Fast	Bench
Points	Paint	T/O	Chance	Break	
LOU	34	26	21	12	18
SEMO	12	10	13	0	10

Last FG - LOU 4th-00:35, SEMO 4th-02:20.
 Largest lead - LOU by 26 4th-03:20, SEMO by 2 1st-01:18.
 LOU led for 37:14, SEMO led for 01:23. Game was tied for 01:23.

Score tied - 1 time.
 Lead changed - 10 times.



Official Basketball Box Score -- Game Totals -- Final Statistics
Louisville vs DePaul
 12/04/20 6:30 pm at Montville, CT

**Louisville 116 • 3-0,0-0 ACC**

#	Player	Total		3-Ptr		Rebounds			PF	TP	A TO Blk Stl				Min
		FG	FGA	FG	FGA	FT	FTA	Off Def Tot			A	TO	Blk	Stl	
44	Olivia Cochran	f	8-9	0-0	3-4	3	7	10	2	19	2	2	0	0	23
01	Dana Evans	f	9-17	0-2	2-2	0	3	3	3	20	7	4	0	1	21
02	Ahlana Smith	g	2-5	0-1	1-1	0	1	1	3	5	1	2	0	0	15
04	Elizabeth Balogun	g	0-2	0-0	0-0	0	3	3	0	0	1	2	4	0	11
10	Hailey Van Lith	g	8-11	3-5	2-3	0	4	4	4	21	1	1	1	1	25
00	Ramani Parker		3-3	0-0	1-2	1	3	4	3	7	0	1	0	0	10
05	Mykasa Robinson		0-1	0-0	2-2	3	2	5	4	2	2	2	0	1	19
11	Norika Konno		1-6	0-1	0-0	1	1	2	1	2	2	2	3	3	16
13	Merissah Russell		0-1	0-0	1-2	1	4	5	3	1	3	2	1	0	13
14	Kianna Smith		9-14	3-7	0-0	1	5	6	2	21	6	1	1	2	22
22	Elizabeth Dixon		6-6	0-0	0-0	2	2	4	1	12	0	3	1	0	9
31	Nyah Green		3-6	0-0	0-0	1	3	4	2	6	1	0	0	0	16
Team						0	4	4							
Totals			49-81	6-16	12-16	13	42	55	31	116	26	22	11	8	200

1st - FG %: 12-24 50.0% 2nd: 12-18 66.7% 3rd: 19-24 79.2% 4th: 6-15 40.0% Game: 49-81 60.5% Deadball Rebounds 4
 3FG %: 1-6 16.7% 3-4 75.0% 2-4 50.0% 0-2 0.0% 6-16 37.5%
 FT %: 5-5 100.0% 0-0 0.0% 3-6 50.0% 12-16 75.0%

DePaul 75 • 1-2,0-0 Big East

#	Player	Total		3-Ptr		Rebounds			PF	TP	A TO Blk Stl				Min
		FG	FGA	FG	FGA	FT	FTA	Off Def Tot			A	TO	Blk	Stl	
02	Maya Stovall	g	1-2	0-0	0-0	1	0	1	0	2	2	1	0	1	13
03	Deja Church	g	2-14	0-3	1-4	4	1	5	2	5	1	4	0	0	25
10	Lexi Held	g	4-10	1-5	3-6	1	1	2	3	12	0	3	0	2	23
11	Sonya Morris	g	3-17	0-5	1-2	1	4	5	4	7	1	4	0	2	29
23	Dee Bekelja	g	6-16	2-5	4-6	4	2	6	0	18	2	3	0	2	31
04	Hannah Purcell		0-0	0-0	0-0	2	2	0	0	0	0	0	0	1	6
15	Jolene Daninger		0-1	0-0	0-0	0	1	1	0	0	2	1	0	0	11
21	Darrione Rogers		6-12	1-6	12-15	3	1	4	2	25	2	2	0	0	27
24	Kayla Caudle		0-1	0-1	0-0	0	2	2	1	0	0	2	0	0	7
32	Nadja'ge Jean		1-4	0-0	2-2	1	0	1	2	4	0	0	0	0	7
35	Kendall Holmes		0-4	0-2	2-2	2	1	3	1	2	0	0	0	0	21
Team						4	4	8							
Totals			23-81	4-27	25-37	21	19	40	15	75	10	20	0	8	200

1st - FG %: 9-24 37.5% 2nd: 5-25 20.0% 3rd: 3-13 23.1% 4th: 6-19 31.6% Game: 23-81 28.4% Deadball Rebounds 7
 3FG %: 0-7 0.0% 1-8 12.5% 1-5 20.0% 2-7 28.6% 4-27 14.8%
 FT %: 5-11 54.5% 2-2 100.0% 10-16 62.5% 7-8 87.5% 25-37 67.6%

Officials: Pualani Spurlock, Eric Brewton, Joe Vaszily
 Technical fouls: Louisville-Hailey Van Lith, DePaul-Sonya Morris.

Attendance: 2709

2020-21 Women's Basketball. Round: 0. DePaul vs Louisville. Played at Mohegan

Score by periods	1st	2nd	3rd	4th	Total
Louisville	30	31	40	15	116
DePaul	24	13	17	21	75

	In	Off	2nd	Fast	Bench
Points	Paint	T/O	Chance	Break	
LOU	74	36	14	32	51
DePaul	36	17	21	17	31

Last FG - LOU 4th-03:54, DePaul 4th-00:33.
 Largest lead - LOU by 51 4th-03:54, DePaul None.
 LOU led for 39:49, DePaul led for 00:00. Game was tied for 00:11.

Score tied - 0 times.
 Lead changed - 0 times.



Official Basketball Box Score -- Game Totals -- Final Statistics
Eastern Ky. vs Louisville
 11/29/20 1:00 pm at Louisville, KY

**Eastern Ky. 58 • 0-2,0-0 OVC**

#	Player	Total		3-Ptr		Rebounds			PF	TP	A TO Blk Stl				Min
		FG	FGA	FG	FGA	FT	FTA	Off Def Tot			A	TO	Blk	Stl	
01	Corriana Evans	f	4-9	0-0	1-2	1	1	2	3	9	0	2	2	0	25
05	Amerah Steele	g	4-10	3-8	0-0	0	4	4	0	11	0	3	0	2	28
15	Bria Bass	g	2-4	1-2	2-2	0	1	1	7	0	1	1	0	0	14
30	Alice Recanati	g	1-6	0-0	6-6	1	4	5	1	8	5	8	0	1	30
55	Kendall Wingle	g	3-10	0-5	3-4	0	4	4	1	9	2	4	1	0	36
12	Kennedy Azubike		0-6	0-1	1-2	1	3	4	4	1	0	0	0	0	20
20	Emma Hacker		4-7	2-5	0-0	1	1	2	0	10	0	0	0	0	15
23	Dafne Ganesini		0-0	0-0	0-2	0	0	0	0	0	0	0	0	0	2
25	Clara Rosini		1-4	0-2	1-2	1	3	4	3	3	2	2	0	0	30
Team						2	1	3							
Totals			19-56	6-23	14-20	7	22	29	13	58	9	20	3	3	200

1st - FG %: 4-13 30.8% 2nd: 4-12 33.3% 3rd: 5-15 33.3% 4th: 6-16 37.5% Game: 19-56 33.9% Deadball Rebounds 3
 3FG %: 1-3 33.3% 0-4 0.0% 2-7 28.6% 3-9 33.3%
 FT %: 3-4 75.0% 6-



Official Basketball Box Score -- Game Totals -- Final Statistics

Louisville vs Duke
12/09/20 7:00 pm at Durham, NC**Louisville 73 • 5-0,1-0 ACC**

#	Player	Total		3-Ptr		Rebounds			PF	TP	A TO Blk Stl				Min
		FG-FGA	FG-FGA	FT-FTA	FT-FTA	Off	Def	Tot			A	TO	Blk	Stl	
44	Olivia Cochran	f	4-9	0-0	3-4	0	6	12	3	11	2	1	0	0	19
01	Dana Evans	g	9-20	2-6	4-4	0	1	1	1	24	2	4	0	3	39
04	Elizabeth Balogun	g	1-2	0-1	1-1	1	1	2	2	3	0	3	1	0	21
10	Hailey Van Lith	g	5-11	2-4	2-2	1	3	4	0	14	3	2	0	1	37
14	Kianna Smith	g	6-11	3-5	0-0	0	3	3	1	15	0	1	0	2	30
00	Ramani Parker	g	0-1	0-0	0-0	0	0	0	0	0	0	0	0	0	1
02	Ahlana Smith	g	0-1	0-0	0-0	0	1	1	0	0	0	1	0	0	7
05	Mykasa Robinson	g	0-3	0-0	0-0	4	2	6	2	0	1	0	0	0	18
11	Norika Konno	g	1-1	0-0	0-0	0	0	0	0	2	1	0	0	0	6
13	Merissah Russell	g	0-0	0-0	0-0	0	0	0	0	0	0	0	0	1	4
22	Elizabeth Dixon	g	2-4	0-0	0-0	0	5	5	0	4	0	0	3	0	17
31	Nyah Green	g	0-0	0-0	0-0	0	0	0	1	0	0	0	0	0	1
Team						0	4	4							
Totals			28-63	7-16	10-11	12	26	38	10	73	9	12	4	7	200

1st - FG %: 7-13 53.8% 2nd: 6-16 37.5% 3rd: 6-16 37.5% 4th: 9-18 50.0% Game: 28-63 44.4% Deadball Rebounds 0
 3FG %: 5-5 100.0% 0-2 0.0% 0-4 0.0% 2-5 40.0% 7-16 43.8%
 FT %: 2-2 100.0% 2-3 66.7% 2-2 100.0% 4-4 100.0% 10-11 90.9%

Duke 49 • 3-1,0-1 ACC

#	Player	Total		3-Ptr		Rebounds			PF	TP	A TO Blk Stl				Min
		FG-FGA	FG-FGA	FT-FTA	FT-FTA	Off	Def	Tot			A	TO	Blk	Stl	
24	O. Akinbode-James	f	3-8	0-4	0-0	2	8	10	1	6	0	2	0	0	26
25	Jade Williams	f	6-10	0-0	1-4	6	3	9	2	13	1	2	3	0	36
00	Jaida Patrick	g	4-7	0-1	0-0	1	2	3	3	8	4	0	0	0	24
02	Vanessa de Jesus	g	4-12	1-4	2-2	1	2	3	1	11	2	2	0	0	35
03	Miela Goodchild	g	3-11	0-3	1-1	1	3	4	0	7	2	1	0	0	28
04	Jada Claude	g	0-0	0-0	0-0	0	1	1	1	0	0	1	0	0	4
11	Sara Anastasieska	g	2-5	0-1	0-0	1	0	1	1	4	0	2	0	1	22
12	Mikayla Boykin	g	0-8	0-3	0-0	0	1	1	3	0	1	4	0	2	25
Team						2	4	6							
Totals			22-61	1-16	4-7	14	24	38	12	49	9	18	3	3	200

1st - FG %: 6-21 28.6% 2nd: 5-15 33.3% 3rd: 5-12 41.7% 4th: 6-13 46.2% Game: 22-61 36.1% Deadball Rebounds 2
 3FG %: 0-5 0.0% 0-6 0.0% 1-2 50.0% 0-3 0.0% 1-16 6.3%
 FT %: 0-0 0.0% 3-4 75.0% 1-3 33.3% 4-7 57.1%

Officials: Rod Creech,Talisa Green,Luis Gonzalez

Technical fouls: Louisville-None. Duke-None.

Attendance: 2020-21 Women's Basketball. Round: 0. Duke vs Louisville. Played at Cameron IN

Score by periods	1st	2nd	3rd	4th	Total
Louisville	21	14	14	24	73
Duke	12	10	14	13	49

Points	In	Off	2nd	Fast	Bench
Louisville	38	23	11	9	6
Duke	36	4	15	10	4

Last FG - LOU 4th-00:21, Duke 4th-00:09.

Largest lead - LOU by 27 4th-02:49, Duke by 2 1st-09:03.

LOU led for 37:54. Duke led for 00:54. Game was tied for 01:12.

Score tied - 1 time.
Lead changed - 3 times.

Official Basketball Box Score -- Game Totals -- Final Statistics

Bellarmine vs Louisville
01/02/21 12:00 pm at Louisville, KY**Bellarmine 46 • 0-5,0-0 ASUN**

#	Player	Total		3-Ptr		Rebounds			PF	TP	A TO Blk Stl				Min
		FG-FGA	FG-FGA	FT-FTA	FT-FTA	Off	Def	Tot			A	TO	Blk	Stl	
23	Lauren Deel	f	4-8	0-0	0-0	0	3	3	5	8	0	0	0	1	21
03	Breia Torrens	g	2-10	2-6	0-0	0	0	0	2	6	0	1	0	0	25
04	Tasia Jeffries	g	2-8	1-6	1-1	1	1	2	2	6	5	2	0	0	25
13	Presley Brown	g	0-3	0-2	5-6	1	2	3	0	5	0	1	0	0	18
22	Kathleen Scott	g	2-6	0-1	2-2	1	1	2	2	6	1	2	0	1	22
00	Bailee Harney	g	0-2	0-1	0-0	0	0	0	1	0	0	0	1	0	17
01	Hannah Farrell	g	0-2	0-2	0-0	0	0	2	1	0	0	1	0	0	8
05	Ashlee Harris	g	2-5	0-0	1-2	1	3	4	2	5	0	3	0	2	24
14	Lucy Robertson	g	1-2	0-0	0-0	0	0	0	0	2	0	0	0	0	10
15	Claire Knies	g	2-3	0-0	0-0	0	1	1	3	4	0	0	0	0	13
21	Lydia Reimbold	g	0-1	0-0	0-0	0	0	0	0	2	0	1	2	0	8
34	Danielle Feldkamp	g	2-2	0-0	0-0	0	0	0	1	4	0	1	0	0	9
Team						1	0	1							
Totals			17-52	3-18	9-11	5	13	18	21	46	7	14	1	4	200

1st - FG %: 5-13 38.5% 2nd: 3-11 27.3% 3rd: 4-12 33.3% 4th: 5-16 31.3% Game: 17-52 32.7% Deadball Rebounds 1
 3FG %: 1-4 25.0% 1-6 16.7% 0-2 0.0% 1-6 16.7% 3-18 16.7%
 FT %: 1-1 100.0% 2-2 100.0% 3-4 75.0% 3-4 75.0% 9-11 81.8%

Louisville 97 • 7-0,1-0 ACC

#	Player	Total		3-Ptr		Rebounds			PF	TP	A TO Blk Stl				Min
		FG-FGA	FG-FGA	FT-FTA	FT-FTA	Off	Def	Tot			A	TO	Blk	Stl	
44	Olivia Cochran	f	7-7	0-0	1-4	1	2	3	0	15	2	0	2	2	15
01	Dana Evans	g	4-8	0-3	3-3	1	2	3	0	11	3	3	0	0	17
04	Elizabeth Balogun	g	2-7	0-2	0-1	2	2	4	1	4	2	1	2	0	16
10	Hailey Van Lith	g	2-5	0-2	0-0	3	5	8	1	4	0	0	0	0	22
14	Kianna Smith	g	4-7	2-4	1-1	3	2	5	2	11	2	0	0	0	17
00	Ramani Parker	g	5-5	0-0	0-2	0	1	1	0	10	0	0	0	0	10
02	Ahlana Smith	g	3-6	0-2	1-2	2	1	3	0	7	2	1	2	1	25
03	Malea Williams	g	0-1	0-1	0-0	0	1	1	0	0	0	0	0	0	5
05	Mykasa Robinson	g	1-1	0-0	0-0	0	5	5	1	2	3	0	0	1	17
11	Norika Konno	g	4-5	1-2	2-2	0	1	1	2	11	3	1	0	1	25
13	Merissah Russell	g	2-6	0-0	4-5	3	4	7	0	8	1	1	0	0	16
22	Elizabeth Dixon	g	5-6	0-0	4-4	2	4	6	1	14	0	1	2	1	15
Team						0	1	1							
Totals			39-64	3-16	16-24	17	31	48	8	97	18	8	8	6	200

1st - FG %: 10-20 50.0% 2nd: 13-16 81.3% 3rd: 9-15 60.0% 4th: 7-13 53.8% Game: 39-64 60.9% Deadball Rebounds 3
 3FG %: 2-6 33.3% 0-1 0.0% 1-4 25.0% 0-5 0.0% 3-16 18.8%
 FT %: 4-5 80.0% 0-0 0.0% 6-10 60.0% 6-9 66.7% 16-24 66.7%

Officials: Brandon Enterline,Ryan Durham,Eric Brewton

Technical fouls: Bellarmine-None. Louisville-None.

Attendance: 2718

2020-21 Women's Basketball. Round: 0. Bellarmine vs Louisville. Played at KFC

Score by periods	1st	2nd	3rd	4th	Total
Bellarmine	12	9	11	14	46
Louisville	26	26	25	20	97

Points	In	Off	2nd	Fast	Bench
BU	24	1	4	0	15
LOU	64	20	22	4	52

Last FG - BU 4th-03:05, LOU 4th-01:01.

Largest lead - BU by 3 1st-09:44, LOU by 51 4th-01:01.

BU led for 02:28. LOU led for 37:16. Game was tied for 00:16.

Score tied - 0 times.
Lead changed - 1 time.

Official Basketball Box Score -- Game Totals -- Final Statistics

Northern Ky. vs Louisville
01/01/21 3:00 pm at Louisville, KY**Northern Ky. 64 • 4-5,4-0 Horizon**

#	Player	Total		3-Ptr		Rebounds			PF	TP	A TO Blk Stl				Min
		FG-FGA	FG-FGA	FT-FTA	FT-FTA	Off	Def	Tot			A	TO	Blk	Stl	
23	Kailey Coffey	f	2-5	0-0	4-4	2	6	8	3	8	0	1	0	3	29
10	Grayson Rose	c	5-12	0-4	1-2	3	3	6	1	11	0	3	1	1	33
02	Ivy Turner	g	3-15	0-1	2-2	2	7	9	1	8	7	1	0	0	33
05	Lindsey Duvall	g	7-14	3-5	3-3	2	5	7	3	20	2	2	0	0	33
25	Ally Niece	g	2-10	1-1	3-3	0	1	1	0	7	0	3	0	0	23
12	Carissa Garcia	g	0-1	0-0	0-0	0	1	1	0	0	0	2	0	0	13
14	Kennedy Igo	g	2-4	2-3	0-0	0	0	0	0	6	0	2	0	0	9
21	Tayah Irvin	g	1-2	0-0	0-0	1	5	6	0	0	0	0	0	1	8
30	Emmy Souder	g	1-4	0-1	0-0	0	2	2	3	2	1	3	0	1	18
Team						1	0	1							
Totals			23-67	5-15	13-14	11	30	41	12	64	10	18	1	6	200

1st - FG %: 5-18 27.8% 2nd: 6-14 42.9% 3rd: 6-16 37.5% 4th: 6-19 31.6% Game: 23-67 34.3% Deadball Rebounds 1
 3FG %: 1-4 25.0% 2-3 66.7% 2-4 50.0% 0-9 0.0%
 FT %: 0-0 0.0% 4-5 80.0% 2-4 50.0% 9-9 100.0%

Louisville 74 • 6-0,1-0 ACC



Official Basketball Box Score -- Game Totals -- Final Statistics

Louisville vs Virginia Tech
01/07/21 8:00 pm at Blacksburg, VA
**Louisville 71 • 9-0,2-0 ACC**

#	Player	Total		3-Ptr		Rebounds			PF	TP	A TO Blk Stl				Min
		FG-FGA	FG-FGA	FT-FTA	Off Def Tot	PF	TP	A TO Blk Stl							
44	Olivia Cochran	f	3-5	0-0	2-2	1	2	3	8	0	3	2	1	24	
01	Dana Evans	g	11-22	0-5	0-0	1	3	1	22	3	3	0	3	38	
04	Elizabeth Balogun	g	0-0	0-0	0-0	0	6	6	5	0	2	0	1	17	
10	Hailey Van Lith	g	5-11	1-3	4-4	2	5	7	1	15	3	3	0	37	
14	Kianna Smith	g	2-9	1-5	0-0	0	2	2	5	5	2	2	1	25	
02	Ahlana Smith	g	2-2	0-0	0-0	0	0	0	4	0	0	0	0	14	
05	Mykasa Robinson	g	1-3	0-0	0-1	1	1	2	1	2	0	0	0	11	
11	Norika Konno	g	2-3	2-3	0-0	0	0	0	6	0	0	0	0	9	
13	Merissah Russell	g	1-2	1-1	0-0	0	0	0	1	3	0	0	0	3	
22	Elizabeth Dixon	g	3-5	0-0	0-0	0	2	2	6	0	4	0	0	22	
Team						3	6	9							
Totals			30-62	5-17	6-7	7	26	33	19	71	10	15	4	8	200

1st - FG %:	11-20	55.0%	2nd - FG %:	7-16	43.8%	3rd - FG %:	5-10	50.0%	4th - FG %:	7-16	43.8%	Game - FG %:	30-62	48.4%	Deadball	
3FG %:	1-3	33.3%	3FG %:	3-7	42.9%	3FG %:	0-1	0.0%	3FG %:	1-6	16.7%	3FG %:	5-17	29.4%	Rebounds	1,1
FT %:	2-3	66.7%	FT %:	0-0	0.0%	FT %:	2-2	100.0%	FT %:	2-2	100.0%	FT %:	6-7	85.7%		

Virginia Tech 67 • 6-3,1-3 ACC

#	Player	Total		3-Ptr		Rebounds			PF	TP	A TO Blk Stl				Min
		FG-FGA	FG-FGA	FT-FTA	Off Def Tot	PF	TP	A TO Blk Stl							
23	Asia Jones	f	3-4	0-0	2-4	2	3	5	1	8	0	1	3	0	25
03	Elizabeth Kitley	c	6-14	0-0	5-8	2	5	7	2	17	1	0	1	1	36
22	Aisha Sheppard	g	4-13	3-8	9-12	2	2	4	2	20	3	0	0	3	39
10	Da'Ja Green	g	0-2	0-0	1-2	0	1	1	0	1	2	1	0	0	11
15	Azana Baines	g	4-10	0-2	0-0	1	7	8	3	8	0	3	0	0	25
00	Makayla Ennis	g	0-0	0-0	0-0	0	0	0	0	0	1	1	0	0	2
03	Chloe Brooks	g	0-0	0-0	0-0	0	0	0	0	0	0	1	0	0	0+
05	Georgia Amoree	g	2-6	1-5	0-0	0	2	3	5	4	3	0	1	1	32
22	Cayla King	g	3-7	2-5	0-0	1	2	3	4	8	2	1	1	1	30
Team						2	2	4							
Totals			22-56	6-20	17-26	10	24	34	15	67	13	14	5	6	200

1st - FG %:	5-14	35.7%	2nd - FG %:	8-15	53.3%	3rd - FG %:	4-14	28.6%	4th - FG %:	5-13	38.5%	Game - FG %:	22-56	39.3%	Deadball	
3FG %:	2-5	40.0%	3FG %:	1-5	20.0%	3FG %:	1-4	25.0%	3FG %:	2-6	33.3%	3FG %:	6-20	30.0%	Rebounds	6,1
FT %:	1-2	50.0%	FT %:	3-6	50.0%	FT %:	11-14	78.6%	FT %:	2-4	50.0%	FT %:	17-26	65.4%		

Officials: Jules Gallien,Thomas Danaher,Dee Kantner
 Technical fouls: Louisville-None. Virginia Tech-None.
 Attendance: 250
 2020-21 Women's Basketball. Round: 0. Louisville vs Virginia Tech. Played at C

Score by periods		1st	2nd	3rd	4th	Total		
Louisville		25	17	12	17	71		
Virginia Tech		13	20	20	14	67		

Last FG - LOU 4th-00:23, VT 4th-02:26.
 Largest lead - LOU by 16 2nd-03:51, VT by 3 1st-09:20.
 LOU led for 34:31. VT led for 04:06. Game was tied for 01:23.

Score tied - 2 times.
 Lead changed - 9 times.

Official Basketball Box Score -- Game Totals -- Final Statistics
Boston College vs Louisville
01/14/21 8:00 pm at Louisville, KY
Boston College 70 • 5-6,1-6 ACC

#	Player	Total		3-Ptr		Rebounds			PF	TP	A TO Blk Stl				Min
		FG-FGA	FG-FGA	FT-FTA	Off Def Tot	PF	TP	A TO Blk Stl							
13	Taylor Soule	f	3-9	0-0	3-3	2	1	3	4	9	1	2	0	2	28
32	Clara Ford	f	2-2	0-0	0-0	1	2	3	0	4	0	1	0	0	11
01	Cameron Swartz	g	7-13	2-4	1-1	3	6	9	1	17	0	1	0	2	35
10	Makayla Dickens	g	4-9	3-6	2-2	0	3	3	3	13	3	1	0	0	22
14	Marnelle Garraud	g	1-7	0-3	0-0	0	3	3	4	2	5	1	0	3	31
02	Kaylah Ivey	g	0-2	0-2	0-0	1	0	1	0	3	0	0	0	0	16
03	Jaelyn Batts	g	2-5	0-0	2-2	0	1	1	0	6	2	1	0	0	23
04	JoJo Lacey	g	1-2	0-1	0-0	0	0	0	0	2	0	0	0	1	5
12	Ally VanTimmeren	g	7-13	3-6	0-2	2	3	5	4	17	1	6	0	1	29
Team						2	1	3							
Totals			27-62	8-22	8-10	11	20	31	17	70	15	13	0	9	200

1st - FG %:	6-16	37.5%	2nd - FG %:	5-15	33.3%	3rd - FG %:	11-19	57.9%	4th - FG %:	5-12	41.7%	Game - FG %:	27-62	43.5%	Deadball	
3FG %:	2-5	40.0%	3FG %:	2-6	33.3%	3FG %:	4-8	50.0%	3FG %:	0-3	0.0%	3FG %:	8-22	36.4%	Rebounds	1
FT %:	2-2	100.0%	FT %:	0-0	0.0%	FT %:	2-2	100.0%	FT %:	4-6	66.7%	FT %:	8-10	80.0%		

Louisville 89 • 11-0,4-0 ACC

#	Player	Total		3-Ptr		Rebounds			PF	TP	A TO Blk Stl				Min
		FG-FGA	FG-FGA	FT-FTA	Off Def Tot	PF	TP	A TO Blk Stl							
44	Olivia Cochran	f	6-9	0-0	6-8	2	5	7	0	18	0	2	0	1	22
01	Dana Evans	g	9-16	3-5	3-3	0	2	2	1	24	3	1	0	2	34
04	Elizabeth Balogun	g	4-9	2-6	1-1	0	2	2	3	11	3	0	1	1	29
10	Hailey Van Lith	g	5-9	2-3	1-1	1	4	5	3	13	4	1	0	1	28
14	Kianna Smith	g	5-10	3-7	0-0	1	1	2	2	13	2	0	0	1	29
00	Ramani Parker	g	0-0	0-0	0-0	0	0	0	0	0	0	0	0	0	2
02	Ahlana Smith	g	0-1	0-0	0-0	0	0	0	1	0	2	1	0	0	5
05	Mykasa Robinson	g	1-1	0-0	0-0	0	2	2	0	2	1	3	0	0	14
11	Norika Konno	g	0-0	0-0	0-0	1	1	2	1	0	1	3	0	0	12
13	Merissah Russell	g	1-1	0-0	0-0	0	3	3	2	2	0	2	0	0	9
22	Elizabeth Dixon	g	3-4	0-0	0-0	2	5	7	1	6	0	0	1	0	16
Team						0	0	0							
Totals			34-60	10-21	11-13	7	25	32	14	89	16	13	3	6	200

1st - FG %:	10-18	55.6%	2nd - FG %:	5-11	45.5%	3rd - FG %:	11-18	61.1%	4th - FG %:	8-13	61.5%	Game - FG %:	34-60	56.7%	Deadball	
3FG %:	3-9	33.3%	3FG %:	0-3	0.0%	3FG %:	3-6	50.0%	3FG %:	2-3	66.7%	3FG %:	10-21	47.6%	Rebounds	1
FT %:	1-1	100.0%	FT %:	6-7	85.7%	FT %:	1-1	100.0%	FT %:	3-4	75.0%	FT %:	11-13	84.6%		

Officials: Mark Resch,Luis Gonzalez,Maj Forsberg
 Technical fouls: Boston College-None. Louisville-None.
 Attendance: 2604
 2020-21 Women's Basketball. Round: 0. Boston College vs Louisville. Played at

Score by periods		1st	2nd	3rd	4th	Total		
Boston College		16	12	28	14	70		
Louisville		26	16	26	21	89		

Last FG - BC 4th-00:34, LOU 4th-02:00.
 Largest lead - BC by 2 1st-09:57, LOU by 23 4th-02:27.
 BC led for 00:56, LOU led for 39:01. Game was tied for 00:03.

Score tied - 0 times.
 Lead changed - 3 times.



Official Basketball Box Score -- Game Totals -- Final Statistics

Clemson vs Louisville
01/10/21 2:00 pm at Louisville, KY
**Clemson 45 • 8-4,3-4 ACC**

#	Player		Total			3-Ptr			Rebounds			PF	TP	A TO Blk Stl				Min
			FG-FGA	FG-FGA	FT-FTA	Off	Def	Tot	A	TO	Blk			Stl				
05	Amari Robinson	f	1-4	0-0	1-2	1	3	4	2	3	0	1	0	0	19			
55	Tylar Bennett	c	3-4	0-0	1-2	0	3	3	1	7	1	0	0	1	24			
00	Delicia Washington	g	5-12	0-1	0-0	1	2	3	4	10	0	4	0	1	19			
03	Kendall Spray	g	1-8	0-7	0-0	0	2	2	1	2	2	2	0	0	19			
10	Gabby Elliott	g	5-15	0-3	1-1	5	3	8	2	11	2	6	0	1	26			
01	Destiny Thomas		0-2	0-0	0-0	0	0	0	4	0	0	1	0	2	12			
04	Weronika Hipp		0-6	0-4	0-0	0	1	1	0	0	1	0	0	0	14			
12	Hannah Hank		3-6	0-0	0-0	2	2	4	1	6	0	0	0	1	12			
21	Skylar Blackstock		0-0	0-0	0-0	0	0	0	0	0	0	0	0	0	2			
22	Danae McNeal		1-3	0-1	2-2	2	0	2	0	4	0	0	0	1	4			
24	Mikayla Hayes		0-1	0-0	0-0	1	0	1	0	0	0	1	0	0	3			
31	Shania Meertens		0-6	0-2	2-2	3	3	6	0	2	2	1	0	0	19			
35	Nique Cherry		0-3	0-1	0-0	2	3	5	2	0	1	2	0	1	19			
	Team					4	0	4			1							
Totals			19-70	0-19	7-9	21	22	43	17	45	19	0	8	200				



Official Basketball Box Score -- Game Totals -- Final Statistics
Syracuse vs Louisville
01/21/21 9:00 pm at Louisville, KY



Syracuse 54 • 7-2,4-2 ACC

#	Player	Total		3-Ptr		Rebounds			PF	TP	A TO Blk Stl				Min
		FG-FGA	FG-FGA	FT-FTA	Off Def Tot	PF	TP	A TO Blk Stl							
45	Digna Strautmane	f	2-9	0-4	0-0	1 2 3	2	4	2	2	0	0	0	0	27
14	Kamilla Cardoso	c	6-13	0-0	1-2	5 6 11	2	13	1	7	2	0	0	0	33
02	Priscilla Williams	g	1-5	1-3	0-0	0 2 2	0	3	0	0	0	0	0	0	23
04	Tiana Mangakahia	g	2-6	0-3	0-0	1 1 2	2	4	11	0	0	0	0	0	40
23	Kiara Lewis	g	4-11	1-2	3-4	2 3 5	1	12	0	2	0	2	0	0	40
03	Maeva Djaldi-Tabdi	g	1-1	0-0	0-0	0 0 0	3	2	1	0	0	0	0	0	7
21	Emily Engstler	g	7-14	0-1	2-5	4 7 11	0	16	0	1	0	1	0	0	30
Team					1 0 1			1							
Totals			23-59	2-13	6-11	14 21 35	10	54	15	13	2	4	0	0	200

1st - FG %: 7-21 33.3% 2nd - 6-13 46.2% 3rd - 6-10 60.0% 4th - 4-15 26.7% Game - 23-59 39.0% Deadball
 3FG %: 0-5 0.0% 1-3 33.3% 1-3 33.3% 0-2 0.0% 2-13 15.4% 6-11 54.5% 1,1
 FT %: 0-0 0.0% 2-3 66.7% 2-6 33.3% 2-2 100.0% 6-6 100.0% 1-1 100.0%

Louisville 67 • 13-0,6-0 ACC

#	Player	Total		3-Ptr		Rebounds			PF	TP	A TO Blk Stl				Min
		FG-FGA	FG-FGA	FT-FTA	Off Def Tot	PF	TP	A TO Blk Stl							
44	Olivia Cochran	f	5-7	0-0	1-2	0 3 3	3	11	1	4	1	2	0	0	26
01	Dana Evans	g	9-20	3-8	0-0	0 4 4	2	21	7	3	0	1	0	0	40
04	Elizabeth Balogun	g	2-5	1-4	0-0	0 1 1	1	5	4	1	0	1	0	0	23
05	Mykasa Robinson	g	1-1	0-0	0-0	3 3 6	2	2	2	1	0	0	0	0	25
10	Hailey Van Lith	g	6-14	6-11	0-0	2 6 8	2	18	1	1	1	1	0	0	37
02	Ahlana Smith	g	0-1	0-0	0-0	0 0 0	0	0	0	0	0	0	0	0	2
11	Norika Konno	g	0-0	0-0	0-0	0 0 0	0	0	0	0	0	0	0	0	3
14	Kianna Smith	g	2-5	2-4	2-2	1 3 4	1	8	2	0	0	0	0	0	25
22	Elizabeth Dixon	g	1-3	0-0	0-0	3 5 8	1	2	1	0	2	1	0	0	19
Team					0 1 1			2							
Totals			26-56	12-27	3-4	9 26 35	12	67	18	12	4	6	0	0	200

1st - FG %: 7-16 43.8% 2nd - 6-15 40.0% 3rd - 7-13 53.8% 4th - 6-12 50.0% Game - 26-56 46.4% Deadball
 3FG %: 3-8 37.5% 3-8 37.5% 3-5 60.0% 12-27 44.4% 0-3 0.0% 0-4 0.0% 1-11 9.1%
 FT %: 0-0 0.0% 3-4 75.0% 0-0 0.0% 3-4 75.0% 5-8 62.5% 4-6 66.7% 12-24 50.0%

Officials: Edward Sidlasky, Billy Smith, Denise Brooks
 Technical fouls: Syracuse-None. Louisville-None.
 Attendance: 2643

2020-21 Women's Basketball. Round: 0. Louisville vs Syracuse. Played at KFC KY

Score by periods	1st	2nd	3rd	4th	Total
Syracuse	14	15	10	10	54
Louisville	17	15	20	15	67

Points	In	Off	2nd	Fast	Bench
SYR	36	11	15	4	18
LOU	22	13	6	4	10

Last FG - SYR 4th-02:38, LOU 4th-02:50.
 Largest lead - SYR by 4 2nd-05:23, LOU by 15 4th-07:27.
 SYR led for 05:54. LOU led for 30:15. Game was tied for 03:23.

Score tied - 4 times.
 Lead changed - 6 times.

Official Basketball Box Score -- Game Totals -- Final Statistics

Miami (FL) vs Louisville
01/26/21 4:00 pm at Louisville, KY

Miami (FL) 76 • 7-6,4-6 ACC

#	Player	Total		3-Ptr		Rebounds			PF	TP	A TO Blk Stl				Min
		FG-FGA	FG-FGA	FT-FTA	Off Def Tot	PF	TP	A TO Blk Stl							
03	Destiny Harden	f	2-6	1-2	1-3	1 0 1	1	6	0	1	0	0	0	0	11
35	Naomi Mbandu	f	6-9	0-0	5-5	6 5 11	4	17	1	5	0	2	0	0	29
04	Endia Banks	g	6-13	1-2	0-3	2 5 7	1	13	4	1	0	1	0	0	34
13	Taylor Mason	g	2-4	0-1	1-1	2 0 2	2	5	2	2	0	0	1	0	28
20	Kelsey Marshall	g	6-13	4-7	3-3	0 3 3	4	19	1	1	0	0	0	0	27
01	Moulayna Johnson Sid	g	1-3	0-0	0-0	0 4 4	4	2	0	2	0	0	0	0	28
14	Nyayongah Gony	g	1-4	1-4	1-2	0 1 1	1	4	0	1	0	0	0	0	13
21	Brianna Jackson	g	1-1	0-0	0-0	0 0 0	2	2	0	0	0	0	0	0	3
25	Karla Erjavec	g	1-3	1-2	0-0	0 0 1	1	3	3	0	0	0	0	0	18
44	Sydney Roby	g	2-3	0-0	1-1	1 1 2	3	5	0	1	1	0	0	0	9
Team					0 0 0										
Totals			28-59	8-18	12-18	12 20 32	23	76	11	14	1	6	0	0	200

1st - FG %: 5-13 38.5% 2nd - 8-14 57.1% 3rd - 8-15 53.3% 4th - 7-17 41.2% Game - 28-59 47.5% Deadball
 3FG %: 1-1 100.0% 3-6 50.0% 2-6 33.3% 2-5 40.0% 8-18 44.4% 3-3 100.0% 2-5 40.0%
 FT %: 2-3 66.7% 4-6 66.7% 2-5 40.0% 4-4 100.0% 12-18 66.7% 2

Louisville 79 • 15-0,8-0 ACC

#	Player	Total		3-Ptr		Rebounds			PF	TP	A TO Blk Stl				Min
		FG-FGA	FG-FGA	FT-FTA	Off Def Tot	PF	TP	A TO Blk Stl							
44	Olivia Cochran	f	3-3	0-0	1-1	0 2 2	3	7	0	2	0	0	0	0	14
01	Dana Evans	g	5-15	2-9	8-8	0 6 6	1	20	5	2	0	0	0	0	37
04	Elizabeth Balogun	g	5-7	4-5	0-0	2 3 5	4	14	4	0	0	0	0	0	28
05	Mykasa Robinson	g	0-0	0-0	0-2	2 0 2	3	0	2	2	0	0	0	0	24
10	Hailey Van Lith	g	3-9	2-8	1-2	1 4 5	3	9	4	3	0	2	0	0	28
02	Ahlana Smith	g	0-1	0-1	0-0	0 0 0	2	0	0	0	0	0	0	0	5
11	Norika Konno	g	0-2	0-2	0-0	0 0 0	0	0	0	1	0	0	0	0	11
14	Kianna Smith	g	2-8	2-5	2-2	1 4 5	2	8	0	2	0	1	0	0	27
22	Elizabeth Dixon	g	6-7	0-0	9-12	5 4 9	4	21	0	0	0	1	0	0	26
Team					0 0 0			1							
Totals			24-52	10-30	21-27	11 23 34	22	79	15	13	0	4	0	0	200

1st - FG %: 9-18 50.0% 2nd - 8-15 53.3% 3rd - 4-7 57.1% 4th - 3-12 25.0% Game - 24-52 46.2% Deadball
 3FG %: 3-9 33.3% 4-9 44.4% 5-10 50.0% 10-30 33.3% 3-3 100.0% 1-3 33.3% 1-1 100.0%
 FT %: 2-2 100.0% 10-13 76.9% 8-10 80.0% 21-27 77.8% 3

Officials: Karen Preato, Thomas Danaheer, Carla Fountain
 Technical fouls: Miami (FL)-None. Louisville-None.
 Attendance: 2653

2020-21 Women's Basketball. Round: 0. Louisville vs Miami (FL). Played at KFC

Score by periods	1st	2nd	3rd	4th	Total
Miami (FL)	13	23	20	20	76
Louisville	22	22	21	14	79

Points	In	Off	2nd	Fast	Bench
MIAMI	30	14	20	4	16
LOU	26	14	13	2	29

Last FG - Miami 4th-00:00, LOU 4th-03:26.
 Largest lead - Miami None, LOU by 16 3rd-04:03.
 Miami led for 00:00. LOU led for 39:29. Game was tied for 00:31.

Score tied - 1 time.
 Lead changed - 0 times.

Official Basketball Box Score -- Game Totals -- Final Statistics
Louisville vs Wake Forest
01/24/21 2:00 pm at Winston-Salem, NC

Louisville 65 • 14-0,7-0 ACC

#	Player	Total		3-Ptr		Rebounds			PF	TP	A TO Blk Stl				Min
		FG-FGA	FG-FGA	FT-FTA	Off Def Tot	PF	TP	A TO Blk Stl							
44	Olivia Cochran	f	3-8	0-0	4-4	2 9 11	3	10	0	0	1	0	0	0	28
01	Dana Evans	g	8-22	2-6	7-7	2 2 4	1	25	3	1	0	2	0	0	40
04	Elizabeth Balogun	g	4-6	2-4	2-2	2 4 6	4	12	1	1	3	0	0	0	31
05	Mykasa Robinson	g	1-1	0-0	0-0	1 0 1	3	2	3	1	0	0	0	0	13
10	Hailey Van Lith	g	2-7	1-3	0-0	0 2 2	3	5	2	5	0	0	0	0	33
02	Ahlana Smith	g	0-0	0-0	0-0	0 0 0	0	0	0	0	0	0	0	0	2
11	Norika Konno	g	2-2	1-1	0-0	1 0 1	1	5	0	0	0	0	0	0	14
14	Kianna Smith	g	0-5	0-4	0-0	0 1 1	0	0	0	1	0	0	0	0	21
22	Elizabeth Dixon	g	3-7	0-0	0-0	4 0 4	4	6	0	1	0	2	0	0	18
Team					1 1 2			1							
Totals			23-58	6-18	13-13	13 19 32	19	65	9	11	4	8	0	0	200

1st - FG %: 6-15 40.0% 2nd - 4-14 28.6% 3rd - 5-14 35.7% 4th - 8-15 53.3% Game - 23-58 39.7% Deadball
 3FG %: 2-6 33.3% 2-6 33.3% 0-3 0.0% 2-3 66.7% 6-18 33.3%
 FT %: 2-2 100.0% 4-4 100.0% 6-6 100.0% 1-1 100.0% 13-13 100.0%

Wake Forest 63 • 7-6,4-5 ACC

#	Player		Total			3-Ptr			Rebounds			PF	TP	A TO Blk Stl				Min
			FG-FGA	FG-FGA	FT-FTA	Off	Def	Total	PF	TP	A			TO	Blk	Stl		
11	Ivana Raca	f	4-15	0-4	4-7	5	8	13	2	12	1	2	0	2	34			
23	Christina Morra	f	5-9	0-0	1-2	2	0	2	4	11	0	2	0	0	22			
05	Gina Conti	g	5-12	0-4	3-5	0	2	2	1	13	2	2	1	2	37			
04	Jewel Spear	g	1-6	0-1	1-2	1	2	3	2	3	1	2	0	0	31			
02	Alexandria Scruggs	g	4-11	0-1	2-2	4	1	5	0	10	0	1	0	1	28			
01	Anaia Hoard		2-3	1-1	0-2	1	3	4	2	5	0	2	0	0	14			
02	Kaia Harrison		1-2	0-0	0-0	0	1	1	3	2	1	0	0	0	10			
20	Olivia Summiel		3-5	0-0	1-4	7	2	9	4	7	2	0	0	1	24			
	Team					4	0	4										
Totals			25-63	1-11	12-24	24	19	43	18	63	7	11	1	6	200			

Official Basketball Box Score -- Game Totals -- Final Statistics

NC State vs Louisville
02/01/21 7:00 pm at Louisville, KY

NC State 74 • 12-1,7-1 ACC

#	Player	Total		3-Ptr		Rebounds			PF	TP	A TO Blk Stl				Min
		FG-FGA	FG-FGA	FT-FTA	FT-FTA	Off	Def	Tot			A	TO	Blk	Stl	
25	Kayla Jones	f	2-10	0-3	1-1	4	9	13	2	5	4	3	0	3	35
33	Elissa Cunane	c	7-9	1-1	1-1	1	5	6	1	16	2	2	0	0	30
02	Raina Perez	g	6-12	3-7	0-0	1	2	3	0	15	3	2	0	1	35
03	Kai Crutchfield	g	1-4	0-2	2-2	0	3	3	2	4	1	0	0	0	29
11	Jakia Brown-Turner	g	7-17	2-7	0-0	0	1	1	3	16	3	2	0	0	38
05	Jada Boyd	g	4-9	0-0	8-8	1	8	9	3	16	0	4	0	2	23
41	Camille Hobby	g	1-3	0-1	0-0	3	1	4	2	2	1	0	0	0	10
Team						3	2	5							
Totals			28-64	6-21	12-12	13	31	44	13	74	14	13	0	6	200
1st - FG %:		8-18	44.4%	2nd: 4-17	23.5%	3rd: 8-16	50.0%	4th: 8-13	61.5%	Game: 28-64	43.8%	Deadball			
3FG %:		2-8	25.0%	1-5	20.0%	1-4	25.0%	3-6	50.0%	6-21	28.6%	Rebounds			
FT %:		0-0	0.0%	2-2	100.0%	3-3	100.0%	7-7	100.0%	12-12	100.0%				

Louisville 60 • 16-1,9-1 ACC

#	Player	Total		3-Ptr		Rebounds			PF	TP	A TO Blk Stl				Min
		FG-FGA	FG-FGA	FT-FTA	FT-FTA	Off	Def	Tot			A	TO	Blk	Stl	
22	Elizabeth Dixon	f	1-4	0-0	0-0	1	6	7	1	2	0	0	4	0	26
44	Olivia Cochran	f	4-7	0-0	0-0	2	7	9	3	8	0	5	2	0	33
01	Dana Evans	g	10-22	5-8	4-4	0	2	2	1	29	1	3	0	2	40
10	Hailey Van Lith	g	3-10	0-2	0-0	2	2	4	2	6	1	2	0	0	34
14	Kianna Smith	g	3-11	2-6	0-0	0	2	2	2	8	1	1	0	0	30
04	Elizabeth Balogun	g	2-5	1-3	2-4	1	2	3	2	7	1	2	2	2	23
05	Mykasa Robinson	g	0-1	0-0	0-0	0	1	1	2	0	2	0	0	4	10
11	Norika Konno	g	0-0	0-0	0-0	0	0	0	0	0	0	0	0	0	4
Team						0	1	1							
Totals			23-60	8-19	6-8	6	23	29	13	60	6	13	8	8	200
1st - FG %:		8-16	50.0%	2nd: 3-13	23.1%	3rd: 7-16	43.8%	4th: 5-15	33.3%	Game: 23-60	38.3%	Deadball			
3FG %:		2-5	40.0%	1-5	20.0%	3-4	75.0%	3-4	75.0%	8-19	42.1%	Rebounds			
FT %:		0-0	0.0%	0-0	0.0%	0-0	0.0%	0-0	0.0%	6-8	75.0%				

Officials: Karen Presto,Denise Brooks,Dee Kantner

Technical fouls: NC State-None. Louisville-None.

Attendance: 3201

2020-21 Women's Basketball. Round: 0. Louisville vs NC State. Played at KFC Yu

Score by periods						Points	In	Off	2nd	Fast	Bench
1st	2nd	3rd	4th	Total							
NC State	18	11	20	25	74						
Louisville	18	7	19	16	60						
Largest lead - NCST by 18 4th-04:19, LOU by 4 1st-04:11.						Score tied - 4 times.					
NCST led for 32:23. LOU led for 03:38. Game was tied for 03:59.						Lead changed - 5 times.					

Official Basketball Box Score -- Game Totals -- Final Statistics

Notre Dame vs Louisville
02/07/21 2:00 pm at Louisville, KY

Notre Dame 65 • 8-8,6-6 ACC

#	Player	Total		3-Ptr		Rebounds			PF	TP	A TO Blk Stl				Min
		FG-FGA	FG-FGA	FT-FTA	FT-FTA	Off	Def	Tot			A	TO	Blk	Stl	
34	Maddy Westbeld	f	4-14	1-3	1-2	1	7	8	3	10	0	1	0	1	25
30	Mikayla Vaughn	c	4-8	0-0	2-2	3	5	8	2	10	1	0	2	2	22
01	Dara Mabrey	g	3-9	2-6	0-0	0	2	2	1	8	3	6	0	2	38
12	Abby Prohaska	g	0-1	0-1	0-0	0	0	0	1	0	1	2	0	0	8
21	Anaya Peoples	g	4-9	0-0	0-0	1	5	6	2	8	3	0	1	0	34
20	Olivia Miles	g	5-8	0-2	0-0	0	2	2	3	10	0	1	0	1	14
24	Destinee Walker	g	2-5	1-3	4-4	1	1	2	4	9	1	1	0	0	26
33	Sam Brunelle	g	4-12	2-5	0-0	2	7	9	0	10	5	2	1	1	33
Team						3	1	4							
Totals			26-66	6-20	7-8	11	30	41	16	65	14	13	4	7	200
1st - FG %:		7-16	43.8%	2nd: 7-17	41.2%	3rd: 7-17	41.2%	4th: 5-16	31.3%	Game: 26-66	39.4%	Deadball			
3FG %:		2-6	33.3%	1-5	20.0%	2-5	40.0%	1-4	25.0%	6-20	30.0%	Rebounds			
FT %:		1-2	50.0%	2-2	100.0%	0-0	0.0%	1-4	100.0%	7-8	87.5%				

Louisville 71 • 18-1,11-1 ACC

#	Player	Total		3-Ptr		Rebounds			PF	TP	A TO Blk Stl				Min
		FG-FGA	FG-FGA	FT-FTA	FT-FTA	Off	Def	Tot			A	TO	Blk	Stl	
22	Elizabeth Dixon	f	2-7	0-0	0-1	3	3	6	1	4	0	0	1	0	21
01	Dana Evans	g	9-21	4-11	5-6	0	3	3	3	27	5	3	0	0	38
05	Mykasa Robinson	g	2-4	0-0	1-2	2	6	8	2	5	4	0	1	2	32
10	Hailey Van Lith	g	1-6	0-2	1-2	1	2	3	1	3	1	2	0	1	19
14	Kianna Smith	g	6-13	4-8	0-0	1	3	4	2	16	1	1	2	5	31
04	Elizabeth Balogun	g	5-10	1-4	1-1	1	1	2	0	12	0	4	3	0	26
11	Norika Konno	g	1-2	0-1	0-0	0	1	1	2	0	2	1	0	0	12
44	Olivia Cochran	g	1-5	0-0	0-0	2	9	11	1	2	0	2	1	0	21
Team						1	1	2							
Totals			27-68	9-26	8-12	12	29	41	10	71	12	12	8	9	200
1st - FG %:		8-21	38.1%	2nd: 9-18	50.0%	3rd: 6-15	40.0%	4th: 4-14	28.6%	Game: 27-68	39.7%	Deadball			
3FG %:		3-9	33.3%	1-3	33.3%	2-6	33.3%	3-8	37.5%	9-26	34.6%	Rebounds			
FT %:		2-3	66.7%	2-2	100.0%	2-4	50.0%	2-3	66.7%	8-12	66.7%				

Officials: Katie Lukanich,Maj Forsberg,Eric Brewton

Technical fouls: Notre Dame-None. Louisville-None.

Attendance: 2912

2020-21 Women's Basketball. Round: 0. Louisville vs Notre Dame. Played at KFC

Score by periods						Points	In	Off	2nd	Fast	Bench
1st	2nd	3rd	4th	Total							
Notre Dame	17	17	16	15	65						
Louisville	21	21	16	13	71						
Largest lead - ND by 5 1st-02:10, LOU by 11 3rd-08:44.						Score tied - 1 time.					
ND led for 02:51. LOU led for 36:35. Game was tied for 00:34.						Lead changed - 5 times.					

Official Basketball Box Score -- Game Totals -- Final Statistics

Louisville vs Boston College
02/04/21 8:00 pm at Boston, MA

Louisville 97 • 17-1,10-1 ACC

#	Player	Total			3-Ptr		Rebounds			PF	TP	A TO Blk Stl				Min
		FG-FGA	FG-FGA	FT-FTA	Off	Def	Tot	A	TO			Blk	Stl			
22	Elizabeth Dixon	f	5-6	0-0	1-2	4	2	6	3	11	1	3	1	0	25	
01	Dana Evans	g	8-19	3-8	4-4	1	3	4	0	23	5	0	0	3	32	
05	Mykasa Robinson	g	1-4	0-0	0-0	2	6	8	2	2	2	1	1	0	35	
10	Hailey Van Lith	g	6-12	2-6	1-1	1	2	3	3	15	3	5	0	0	28	
14	Kianna Smith	g	6-9	2-4	0-1	0	2	2	0	14	1	2	0	1	23	
00	Ramani Parker	g	2-3	0-0	3-3	3	2	5	3	7	0	2	0	0	10	
02	Ahlana Smith	g	4-5	1-2	0-0	0	0	0	1	9	0	0	0	1	14	
03	Malea Williams	g	0-0	0-0	0-0	0	0	0	0	0	0	0	0	0	0+	
11	Norika Konno	g	3-4	2-3	2-2	4	3	7	2	10	3	1	0	0	21	
13	Merissah Russell	g	2-3	0-0	2-3	1	4	5	1	6	0	0	0	0	12	
Team						1	2	3								
Totals			37-65	10-23	13-16	17	26	43	15	97	15	14	2	5	200	
1st - FG %:		10-16	62.5%	2nd: 9-19	47.4%	3rd: 8-13	61.5%	4th: 10-17	58.8%	Game: 37-65	56.9%	Deadball				
3FG %:		4-8	50.0%	2-3	66.7%	2-6	33.3%	2-6	33.3%	10-23	43.5%	Rebounds				
FT %:		5-8	62.5%	1-2	50.0%	4-5	80.0%	3-3	100.0%	13-16	81.3%	0				



Official Basketball Box Score -- Game Totals -- Final Statistics
Louisville vs Pittsburgh
02/18/21 8:00 pm at Pittsburgh, PA



Louisville 82 • 20-1,13-1 ACC

#	Player	Total		3-Ptr		Rebounds			PF	TP	A TO Blk Stl					Min
		FG-FGA	FG-FGA	FT-FTA	Off Def Tot	PF	TP	A TO Blk Stl								
22	Elizabeth Dixon	f	6-8	0-0	0-1	2	3	5	3	12	2	3	1	1	20	
01	Dana Evans	g	11-20	3-5	4-4	0	0	0	1	29	2	0	0	2	33	
05	Mykasa Robinson	g	2-3	0-0	2-3	3	6	9	3	6	5	0	0	5	27	
10	Hailey Van Lith	g	5-9	0-1	3-3	0	6	6	1	13	4	2	1	0	33	
14	Kianna Smith	g	2-8	0-5	0-0	1	4	5	1	4	3	2	0	0	23	
00	Ramani Parker	g	0-0	0-0	2-2	1	1	2	0	2	0	0	1	0	4	
02	Ahlana Smith	g	0-0	0-0	0-0	1	1	2	1	0	1	0	1	0	8	
03	Malea Williams	g	0-0	0-0	0-0	0	0	0	0	0	0	0	0	0	1	
04	Elizabeth Balogun	g	4-9	0-2	2-2	3	2	5	1	10	0	3	3	0	24	
11	Norika Konno	g	1-3	0-2	0-0	0	0	0	1	2	0	1	0	0	12	
13	Merissah Russell	g	0-0	0-0	0-0	0	0	0	0	1	0	0	0	0	3	
44	Olivia Cochran	g	2-5	0-1	0-0	2	3	5	4	4	0	0	0	1	12	
Team					1	4	5									
Totals			33-65	3-16	13-15	14	30	44	16	82	18	11	7	9	200	

1st - FG %: 8-17 47.1% 2nd: 5-13 38.5% 3rd: 11-18 61.1% 4th: 9-17 52.9% Game: 33-65 50.8% Deadball Rebounds 1
 3FG %: 0-4 0.0% 0-3 0.0% 1-3 33.3% 2-6 33.3% 3-15 18.8%
 FT %: 1-3 33.3% 6-9 100.0% 5-5 100.0% 1-1 100.0% 1-1 100.0% 1-1 100.0%

Pittsburgh 58 • 5-10,3-9 ACC

#	Player	Total		3-Ptr	Rebounds			PF	TP	A TO Blk Stl					Min
		FG-FGA	FG-FGA	FT-FTA	Off	Def	Tot			A	TO	Blk	Stl		
23	Rita Igboke	f	1-4	0-0	1-2	4	3	7	3	3	1	3	1	0	15
01	Dayshanette Harris	g	1-1	0-0	0-0	0	0	0	0	2	0	0	0	0	3
05	Amber Brown	g	0-7	0-0	0-2	3	2	5	0	0	1	0	0	1	18
12	Gabbie Green	g	7-12	5-8	1-2	0	0	0	1	20	1	2	0	1	30
20	Jayla Everett	g	5-11	2-4	2-4	0	1	1	2	14	5	4	1	0	35
00	Sandrine Clesca	g	0-0	0-0	0-0	0	1	1	0	0	2	1	0	0	7
02	Liatu King	g	3-9	0-0	0-0	2	4	6	3	6	1	2	0	0	22
03	Taisha Exanor	g	0-3	0-2	0-0	1	0	1	1	0	1	0	0	1	4
14	Emy Hayford	g	0-5	0-0	2-2	0	1	1	1	2	5	5	0	0	23
03	Tracey Hueston	g	1-3	0-0	1-2	1	0	1	0	3	0	0	0	0	6
14	Cynthia Ezeja	g	2-4	0-0	1-3	4	2	6	4	5	0	0	2	0	19
31	Destiny Strother	g	1-7	1-5	0-0	0	2	2	0	3	0	1	0	0	18
	Team					6	3	9							
Totals			21-66	8-19	8-17	21	19	40	15	58	17	20	4	3	200

1st - FG %: 4-21 19.0% 2nd: 6-19 31.6% 3rd: 4-12 33.3% 4th: 7-14 50.0% Game: 21-66 31.8% Deadball Rebounds 3
 3FG %: 1-5 20.0% 3-6 50.0% 2-4 50.0% 2-4 50.0% 8-19 42.1%
 FT %: 0-2 0.0% 3-4 75.0% 3-6 50.0% 2-5 40.0% 8-17 47.1%

Officials: Talisa Green, Carla Fountain, Mark Hardcastle
 Technical fouls: Louisville-None. Pittsburgh-None.
 Attendance: 500
 2020-21 Women's Basketball. Round: 0. Louisville vs Pittsburgh. Played at Pete

Score by periods						In	Off	2nd	Fast	Bench
1st	2nd	3rd	4th	Total						
Louisville	17	16	28	21	82	Points	Paint	T/O	Chance	Break
Pittsburgh	9	18	13	18	58	LOU	22	14	16	18
						PITT	6	8	4	19

Last FG - LOU 4th-01:01, PITT 4th-00:10.
 Largest lead - LOU by 27 at 04:00, PITT by 10 at 00:10.
 Score tied - 1 time.
 Lead changed - 6 times.

Official Basketball Box Score -- Game Totals -- Final Statistics Louisville vs Notre Dame 02/28/21 3:00 pm at Notre Dame, IN

Louisville 78 • 21-2,14-2 ACC

#	Player	Total		3-Ptr		Rebounds			PF	TP	A TO Blk Stl					Min
		FG-FGA	FG-FGA	FT-FTA	Off Def Tot	PF	TP	A TO Blk Stl								
44	Olivia Cochran	f	4-6	0-1	0-0	1	4	5	3	8	0	2	2	1	18	
01	Dana Evans	g	9-18	2-7	6-7	0	2	2	26	5	3	0	1	0	36	
02	Ahlana Smith	g	1-2	0-0	0-0	0	1	1	2	2	0	0	0	1	11	
04	Elizabeth Balogun	g	0-1	0-1	0-0	1	2	3	0	0	0	0	0	2	16	
10	Hailey Van Lith	g	3-13	2-5	2-2	2	2	4	2	10	2	1	0	0	30	
05	Mykasa Robinson	g	5-5	0-0	0-0	0	2	2	3	10	4	0	0	0	37	
11	Norika Konno	g	0-2	0-2	0-0	0	1	1	0	0	1	1	0	0	8	
13	Merissah Russell	g	0-0	0-0	0-0	0	0	0	0	0	0	0	0	0	0+	
14	Kianna Smith	g	4-8	2-5	0-0	1	4	5	1	10	5	2	0	0	32	
22	Elizabeth Dixon	g	6-7	0-0	0-0	1	2	3	1	12	0	2	1	0	22	
Team					1	1	2									
Totals			32-62	6-21	8-9	7	21	28	14	78	16	12	4	10	200	

1st - FG %: 11-17 64.7% 2nd: 8-16 50.0% 3rd: 6-16 37.5% 4th: 7-13 53.8% Game: 32-62 51.6% Deadball Rebounds 0
 3FG %: 4-7 57.1% 0-4 0.0% 1-6 16.7% 1-4 25.0% 6-21 28.6%
 FT %: 2-3 66.7% 0-0 0.0% 2-2 100.0% 4-4 100.0% 8-9 88.9%

Notre Dame 61 • 10-9,8-7 ACC

#	Player	Total		3-Ptr		Rebounds			PF	TP	A TO Blk Stl					Min
		FG-FGA	FG-FGA	FT-FTA	Off Def Tot	PF	TP	A TO Blk Stl								
34	Maddy Westbeld	f	4-10	0-1	1-1	2	4	6	3	9	3	3	1	1	25	
30	Mikayla Vaughn	c	2-2	0-0	0-0	1	3	4	3	4	0	2	1	0	11	
01	Dara Mabrey	g	2-4	2-4	2-2	0	1	1	0	8	0	1	0	1	32	
21	Anaya Peoples	g	3-9	1-2	0-2	2	5	7	3	7	2	4	0	0	34	
24	Destinee Walker	g	1-4	1-2	2-2	0	1	1	1	5	0	3	0	3	19	
10	Katlyn Gilbert	g	2-6	0-1	0-0	1	1	2	4	4	0	3	0	1	17	
25	Olivia Miles	g	5-10	0-2	1-3	2	2	4	2	11	6	4	0	0	33	
33	Sam Brunelle	g	6-10	1-3	0-0	2	1	3	2	13	2	5	0	0	29	
Team					1	6	7									
Totals			25-55	5-15	6-10	11	24	35	18	61	13	25	2	6	200	

1st - FG %: 8-13 61.5% 2nd: 5-16 31.3% 3rd: 8-16 50.0% 4th: 4-10 40.0% Game: 25-55 45.5% Deadball Rebounds 2
 3FG %: 2-2 100.0% 0-4 0.0% 1-4 25.0% 2-5 40.0% 5-15 33.3%
 FT %: 0-0 0.0% 0-0 0.0% 0-0 0.0% 6-9 66.7% 6-10 60.0%

Officials: Saif Esho, Tiara Cruse, Dee Kanter
 Technical fouls: Louisville-None. Notre Dame-None.
 Attendance: 126
 2020-21 Women's Basketball. Round: 0. Louisville vs Notre Dame. Played at Purc

Score by periods						In	Off	2nd	Fast	Bench
1st	2nd	3rd	4th	Total						
Louisville	28	16	15	19	78	Points	Paint	T/O	Chance	Break
Notre Dame	18	10	17	16	61	LOU	38	25	13	32
						ND	32	13	2	28

Last FG - LOU 4th-01:12, ND 4th-01:39.
 Largest lead - LOU by 22 2nd-02:04, ND None.
 LOU led for 38:41. ND led for 00:00. Game was tied for 01:19.

Official Basketball Box Score -- Game Totals -- Final Statistics Louisville vs Florida St. 02/21/21 2:00 pm at Tallahassee, FL

Louisville 59 • 20-2,13-2 ACC

#	Player	Total		3-Ptr		Rebounds			PF	TP	A TO Blk Stl					Min
		FG-FGA	FG-FGA	FT-FTA	Off Def Tot	PF	TP	A TO Blk Stl								
44	Olivia Cochran	f	6-10	0-0	0-2	3	6	9	2	12	1	1	0	0	19	
01	Dana Evans	g	5-21	1-9	2-2	1	1	2	13	5	2	0	0	1	38	
05	Mykasa Robinson	g	1-2	0-0	1-2	2	3	5	4	3	0	3	0	1	26	
10	Hailey Van Lith	g	1-7	0-1	3-6	3	5	8	4	5	2	1	0	2	22	
14	Kianna Smith	g	3-9	2-6	2-2	1	3	4	4	10	3	1	0	0	35	
02	Ahlana Smith	g	0-0	0-0	0-0	0	0	0	0	0	0	0	0	0	2	
03	Malea Williams	g	0-0	0-0	0-0	0	0	0	0	0	0	0	0	0	1	
04	Elizabeth Balogun	g	2-6	0-4	4-4	2	2	4	3	8	2	1	0	1	26	
11	Norika Konno	g	0-0	0-0	0-0	0	0	0	0	0	0	1	0	0	7	
22	Elizabeth Dixon	g	3-5	0-0	2-4	1	4	5	4	8	0	1	4	0	24	
Team					1	1	2									
Totals			21-60	3-20	14-22	14	27	41	26	59	13	11	4	5	200	

1st - FG %: 8-17 47.1% 2nd: 2-10 20.0% 3rd: 7-14 50.0% 4th: 4-19 21.1%

THE STAT CREW SYSTEM
Louisville Combined Team Statistics (as of Feb 28, 2021)
Conference games only

		RECORD:		OVERALL		HOME		AWAY		NEUTRAL															
		ALL GAMES		14-2		8-1		6-1		0-0															
		CONFERENCE		14-2		8-1		6-1		0-0															
		NON-CONFERENCE		0-0		0-0		0-0		0-0															
#	Player	gp-gs	min	avg	fg-fga	fg%	3fg-fga	3fg%	ft-fa	ft%	off	def	tot	avg	pf	dtg	a	to	bik	stl	pts	avg			
01	Dana Evans	16-16	572	35.8	124-287	.432	38-106	.358	57-59	.966	4	41	45	2.8	27	0	66	33	0	21	343	21.4			
14	Kianna Smith	16-10	459	28.7	67-154	.435	35-90	.389	9-10	.900	11	42	53	3.3	31	2	37	19	6	16	178	11.1			
10	Hailey Van Lith	16-16	484	30.3	58-150	.387	26-69	.377	21-27	.778	20	59	79	4.9	33	0	38	36	2	16	163	10.2			
44	Olivia Cochran	15-11	331	22.1	62-109	.569	1-4	.250	24-31	.774	26	75	101	6.7	36	0	6	26	17	8	149	9.9			
22	Elizabeth Dixon	16-7	345	21.6	59-101	.584	0-0	.000	22-30	.733	40	58	98	6.1	32	0	6	17	24	6	140	8.8			
04	Elizabeth Balogun	15-9	361	24.1	42-83	.506	18-48	.375	19-23	.826	19	40	59	3.9	32	1	29	21	20	16	121	8.1			
05	Mykasa Robinson	16-10	338	21.1	17-36	.472	0-0	.000	4-10	.400	21	41	62	3.9	35	0	34	14	2	21	38	2.4			
00	Ramani Parker	6-0	22	3.7	4-6	.667	0-0	.000	5-5	1.000	4	5	9	1.5	3	0	0	2	3	0	13	2.2			
11	Norika Konno	16-0	158	9.9	13-28	.464	5-16	.313	2-2	1.000	7	12	19	1.2	12	0	9	11	1	2	33	2.1			
02	Ahlana Smith	13-1	87	6.7	9-18	.500	2-5	.400	0-0	.000	1	4	5	0.4	7	0	4	1	2	20	1.5				
10	Merissah Russell	10-0	38	3.8	4-6	.667	1-1	1.000	2-3	.667	2	12	14	1.4	5	0	1	2	0	11	1.1				
03	Malea Williams	4-0	4	1.0	0-0	.000	0-0	.000	0-0	.000	0	1	1	0.3	1	0	0	1	0	0	0	0.0			
31	Nyah Green	1-0	1	1.0	0-0	.000	0-0	.000	0-0	.000	0	0	0	0.0	1	0	0	0	0	0	0	0.0			
Team																									
										10		25		35						5					
Total.....		16	3200		459-978		469	126-339		372	165-200		825	165	415	580	362	255	3	230	191	76	109	1209	75.6
Opponents.....		16	3200		384-974		394	79-265		298	165-249		663	218	364	582	364	258	2	190	237	35	89	1012	63.2

TEAM STATISTICS				LOU	OPP	Date	Opponent	Score	Alt.
SCORING		1209	1012			* 12/09/20	at Duke	w 73-49	0
Points per game		75.6	63.2			01/07/21	at Virginia Tech	w 71-67	250
Scoring margin		+12.3	-			01/10/21	CLEMSON	w 70-45	2734
FIELD GOALS-ATT		459-978	384-974			01/14/21	BOSTON COLLEGE	w 89-70	2604
Field goal pct		.469	.394			01/17/21	FLORIDA ST.	w 84-56	2804
3 POINT FG-ATT		126-339	79-265			01/21/21	SYRACUSE	w 67-54	2643
3-point FG pct		.372	.298			01/24/21	at Wake Forest	w 65-63	0
3-pt FG made per game		7.9	4.9			01/26/21	MIAMI (FL)	w 79-76	2653
FREE THROWS-ATT		165-200	165-249			01/28/21	NORTH CAROLINA	w 79-68	2748
Free throw pct		.825	.663			02/01/21	NC STATE	L 60-74	3201
F-Throws made per game		10.3	10.3			02/04/21	at Boston College	w 97-68	0
REBOUNDS		580	582			02/07/21	NOTRE DAME	w 71-65	2912
Rebounds per game		36.2	36.4			02/11/21	GEORGIA TECH	w 85-70	2914
Rebounding margin		-0.1	-			02/18/21	at Pittsburgh	w 82-58	500
ASSISTS		230	190			02/21/21	at Florida St.	L 59-68	1258
Assists per game		14.4	11.9			02/28/21	at Notre Dame	w 78-61	126
TURNOVERS		191	237						
Turnovers per game		11.9	14.8						
Turnover margin		+2.9	-						
Assist/turnover ratio		1.2	0.8						
STEALS		109	89						
Steals per game		6.8	5.6						
BLOCKS		76	35						
Blocks per game		4.8	2.2						
ATTENDANCE		25213	2134						
Home games-Avg/Game		9-2801	7-305						
Neutral site-Avg/Game		-	0-0						
* = Conference game									
Score by Periods									
	1st	2nd	3rd	4th	Totals				
Louisville	339	274	306	290	1209				
Opponents	246	229	278	259	1012				



THE STAT CREW SYSTEM
Louisville Combined Team Statistics (as of Mar 05, 2021)
Home games

		RECORD:		OVERALL		HOME		AWAY		NEUTRAL	
		ALL GAMES		13-1		13-1		0-0		0-0	
		CONFERENCE		8-1		8-1		0-0		0-0	
		NON-CONFERENCE		5-0		5-0		0-0		0-0	

#	Player	Total					3-Point		F-Throw		Rebounds														
		gp-gs	min	avg	pts	fg%	3fg-fga	3fg%	ft-fa	ft%	off	def	tot	avg	a										
01	Dane Evans	14-14	442	31.6	100-219	.457	43-96	.448	44-47	.936	1	40	41	2.9	26										
14	Kianna Smith	13-8	355	27.3	62-132	.470	32-74	.432	10-12	.833	14	38	52	4.0	28										
44	Olivia Cochran	14-11	305	21.8	63-101	.624	1-3	.333	27-38	.711	23	63	86	6.1	26										
10	Hailey Van Lith	14-14	401	28.6	49-126	.389	23-66	.348	21-26	.808	21	58	79	5.6	28										
22	Elizabeth Dixon	14-5	283	20.2	49-88	.557	0-0	.000	28-33	.848	39	58	97	6.9	21										
04	Elizabeth Balogun	14-10	324	23.1	43-91	.473	19-51	.373	11-17	.647	18	38	56	4.0	30										
11	Norika Konno	14-0	169	12.1	15-36	.417	3-14	.214	7-8	.875	7	11	18	1.3	12										
02	Ahlana Smith	8-0	42	5.3	10-12	.833	0-0	.000	2-5	.400	3	11	14	1.8	7										
10	Merissah Russell	11-2	118	10.7	11-31	.355	4-15	.267	4-8	.500	4	8	12	1.1	9										
31	Nyah Green	2-0	25	12.5	2-10	.200	1-5	.200	0-0	.000	3	2	5	2.5	4										
03	Malea Williams	10-0	72	7.2	10-25	.400	0-4	.000	5-7	.714	8	18	26	2.6	12										
05	Mykasa Robinson	3-0	13	4.3	2-5	.400	1-2	.500	2-2	1.000	0	5	5	1.7	0										
Team		14-6	251	17.9	8-22	.364	0-1	.000	1-4	.250	14	33	47	3.4	23										
															32	12	1	13	17	12					
															5	11	16								
															4										
Total.....		14	2800		424-898		472	127-331		384	162-207		783	160	394	554	39.6	226	1	228	157	74	106	1137	81.2
Opponents.....		14	2800		332-826		391	71-243		292	157-213		737	137	334	471	33.6	221	2	158	211	22	71	874	62.4

TEAM STATISTICS		LOU	OPP	Date	Opponent	Score	Alt.	
SCORING		1137	874	11/29/20	EASTERN KY.	w	101-58	2614
Points per game		81.2	62.4	12/06/20	UT MARTIN	w	85-67	2709
Scoring margin		+18.8	-	01/01/21	NORTHERN KY.	w	74-64	0
FIELD GOALS-ATT		424-898	323-826	01/02/21	BELLARMINE	w	97-46	2718
Field goal pct		.472	.391	01/05/21	UT MARTIN	w	96-61	2754
3 POINT FG-ATT		127-331	71-243	* 01/10/21	CLEMSON	w	70-45	2734
3-point FG pct		.384	.292	* 01/14/21	BOSTON COLLEGE	w	89-70	2604
3-pt FG made per game		9.1	5.1	* 01/17/21	FLORIDA ST.	w	84-56	2804
FREE THROWS-ATT		162-207	157-213	* 01/21/21	SYRACUSE	w	67-54	2643
Free throw pct		.783	.737	* 01/26/21	MIAMI (FL)	w	79-76	2653
F-Throws made per game		11.6	11.2	* 01/28/21	NORTH CAROLINA	w	79-68	2748
REBOUNDS		554	471	02/01/21	NC STATE	L	60-74	3201
Rebounds per game		39.6	33.6	02/07/21	NOTRE DAME	w	71-65	2912
Rebounding margin		+5.9	-	02/11/21	GEORGIA TECH	w	85-70	2914
ASSISTS		228	158					
Assists per game		16.3	11.3	* = Conference game				
TURNOVERS		157	211					
Turnovers per game		11.2	15.1					
Turnover margin		+3.9	-					
Assist/turnover ratio		1.5	0.7					
STEALS		106	71					
Steals per game		7.6	5.1					
BLOCKS		74	22					
Blocks per game		5.3	1.6					
ATTENDANCE		36008	0					
Home games-Avg/Game		14-2572	0-0					
Neutral site-Avg/Game		-	0-0					
Score by Periods								
	1st	2nd	3rd	4th	Totals			
Louisville	280	288	307	262	1137			
Opponents	207	191	244	232	874			

2020-21 Louisville Cardinals - Photo Roster



0 Ramani Parker
F | 6-4 | R-Fr.
Fresno, Calif.
(Montverde Academy)



1 Dana Evans
G | 5-6 | Sr.
Gary, Ind.
(West Side)



2 Ahlana Smith
G | 5-9 | Jr.
Charlotte, N.C.
(Gulf Coast State)



3 Malea Williams
F | 6-4 | Fr.
Georgetown, Ky.
(Scott County)



4 Elizabeth Balogun
G | 6-1 | Jr.
Chattanooga, Tenn.
(Georgia Tech)



5 Mykasa Robinson
G | 5-7 | Jr.
Ashland, Ky.
(Ashland Blazer)



10 Hailey Van Lith
G | 5-7 | Fr.
Wenatchee, Wash.
(Cashmere)



11 Norika Konno
G | 5-10 | So.
Sendai, Japan
(Seiwa)



13 Merissah Russell
G | 5-11 | Fr.
Ottawa, Ontario
(Cairine Wilson)



14 Kianna Smith
G | 6-0 | R-Jr.
Moreno Valley, Calif.
(California)



22 Elizabeth Dixon
F | 6-5 | Jr.
Memphis, Tenn.
(Georgia Tech)



44 Olivia Cochran
F | 6-3 | Fr.
Columbus, Ga.
(Carver)

Coaching Staff



Jeff Walz
Head Coach



Stephanie Norman
Associate Head Coach



Sam Purcell
Associate Coach



Jonneshia Pineda
Assistant Coach



Kate Tucker
Director of Operations



THE STAT CREW SYSTEM
Louisville Combined Team Statistics (as of Mar 05, 2
All games



RECORD:	OVERALL	HOME	AWAY	NEUTRAL
ALL GAMES	22-2	13-1	7-1	2-0
CONFERENCE	14-2	8-1	6-1	0-0
NON-CONFERENCE	8-0	5-0	1-0	2-0

#	Player	gp-gs	min	avg	Total		3-Point		F-Throw		Rebounds				pf	dq	a	to	blk	stl	pts	avg
					fg-fga	fg%	3fg-fga	3fg%	ft-fa	ft%	off	def	tot	avg								
01	Dana Evans	24-24	780	32.5	179-408	.439	58-156	.372	76-81	.938	5	61	66	2.8	38	0	107	51	2	33	492	20.5
10	Hailey Van Lith	24-24	713	29.7	99-234	.423	41-107	.383	38-47	.809	33	97	130	5.4	49	0	50	42	6	29	277	11.5
14	Kianna Smith	22-14	584	26.5	97-213	.455	45-117	.385	12-15	.800	18	63	81	3.7	46	2	49	22	9	22	251	11.4
44	Olivia Cochran	23-19	474	20.6	100-166	.602	1-6	.167	48-64	.750	45	104	149	6.5	51	0	14	41	22	12	249	10.8
22	Elizabeth Dixon	24-7	468	19.5	86-145	.593	0-0	.000	33-45	.733	60	83	143	6.0	44	0	10	26	30	9	205	8.5
04	Elizabeth Balogun	23-16	504	21.9	56-124	.452	21-66	.318	22-28	.786	28	66	94	4.1	49	1	43	30	37	26	155	6.7
00	Ramani Parker	14-0	91	6.5	19-24	.792	0-0	.000	8-12	.667	10	23	33	2.4	15	0	0	9	5	0	46	3.3
11	Norika Konno	24-0	284	11.8	28-62	.452	9-28	.321	10-13	.769	16	19	35	1.5	21	0	24	19	7	10	75	3.1
02	Ahlana Smith	21-5	224	10.7	24-56	.429	6-21	.286	6-11	.545	6	12	18	0.9	20	0	16	13	4	13	60	2.9
13	Merissah Russell	18-0	127	7.1	16-36	.444	1-6	.167	10-15	.667	14	27	41	2.3	18	0	8	9	1	4	43	2.4
31	Nyah Green	5-0	52	10.4	5-19	.263	1-6	.167	0-0	.000	5	5	10	2.0	8	0	1	2	0	0	11	2.2
05	Mykasa Robinson	24-11	484	20.2	20-50	.400	0-1	.000	6-12	.500	35	62	97	4.0	50	0	57	21	2	28	46	1.9
03	Malea Williams	6-0	15	2.5	2-5	.400	1-2	.500	2-2	1.000	0	5	5	0.8	1	0	0	1	1	0	7	1.2
Team											15	38	53				6					
Total.....		24	4800		731-1542	.474	184-516	.357	271-345	.786	290	665	955	39.8	410	3	379	292	126	186	1917	79.9
Opponents.....		24	4800		538-1438	.374	116-414	.280	297-425	.699	295	550	845	35.2	385	5	263	379	49	126	1489	62.0

TEAM STATISTICS	LOU	OPP	Date	Opponent	Score	Att.
SCORING	1917	1489	11-25-20	at Southeast Missouri	w 74-53	475
Points per game	79.9	62.0	11/29/20	EASTERN KY.	w 101-58	2614
Scoring margin	+17.8	-	12/04/20	vs DePaul	w 116-75	0
FIELD GOALS-ATT	731-1542	538-1438	12/06/20	UT MARTIN	w 85-67	2709
Field goal pct	.474	.374	* 12/09/20	at Duke	w 73-49	0
3 POINT FG-ATT	184-516	116-414	01/01/21	NORTHERN KY.	w 74-64	0
3-point FG pct	.357	.280	01/02/21	BELLARMINE	w 97-46	2718
3-pt FG made per game	7.7	4.8	01/05/21	UT MARTIN	w 96-61	2754
FREE THROWS-ATT	271-345	297-425	* 01/07/21	at Virginia Tech	w 71-67	250
Free throw pct	.786	.699	* 01/10/21	CLEMSON	w 70-45	2734
F-Throws made per game	11.3	12.4	* 01/14/21	BOSTON COLLEGE	w 89-70	2604
REBOUNDS	955	845	* 01/17/21	FLORIDA ST.	w 84-56	2804
Rebounds per game	39.8	35.2	* 01/21/21	SYRACUSE	w 67-54	2643
Rebounding margin	+4.6	-	* 01/24/21	at Wake Forest	w 65-63	0
ASSISTS	379	263	* 01/26/21	MIAMI (FL)	w 79-76	2653
Assists per game	15.8	11.0	* 01/28/21	NORTH CAROLINA	w 79-68	2748
TURNOVERS	292	379	* 02/01/21	NC STATE	L 60-74	3201
Turnovers per game	12.2	15.8	* 02/04/21	at Boston College	w 97-68	0
Turnover margin	+3.6	-	* 02/07/21	NOTRE DAME	w 71-65	2912
Assist/turnover ratio	1.3	0.7	* 02/11/21	GEORGIA TECH	w 85-70	2914
STEALS	186	126	* 02/18/21	at Pittsburgh	w 82-58	500
Steals per game	7.8	5.3	* 02/21/21	at Florida St.	L 59-68	1258
BLOCKS	126	49	* 02/28/21	at Notre Dame	w 78-61	126
Blocks per game	5.3	2.0	03/05/21	vs Wake Forest	w 65-53	0
ATTENDANCE	36008	2609				
Home games-Avg/Game	14-2572	8-326				
Neutral site-Avg/Game	-	2-0				

* = Conference game

Score by Periods	1st	2nd	3rd	4th	Totals
Louisville	498	461	501	457	1917
Opponents	358	333	406	392	1489