

2020-21 SCHEDULE/RESULTS

Date	Opponent	Time/Result
NOVEMBER		
Wed. 25	at Southeast Missouri (ESPN+)	W, 74-53
Sun. 29	Eastern Kentucky (ACCNX)	W, 101-58
DECEMBER		
Fri. 4	vs. DePaul (ESPN)	W, 116-75
Sun. 6	UT Martin (ACCNX)	12 p.m.
Wed. 9	at Duke (RSN) *	7 p.m.
Sun. 13	North Carolina (ACCN) *	4 p.m.
Thur. 17	Florida State (ACCN) *	8 p.m.
Sun. 20	Miami (RSN) *	1 p.m.
Thur. 31	at Duke (ACCN) *	3 p.m.
JANUARY		
Sun. 3	at Virginia (ACCN) *	12 p.m.
Thur. 7	Pittsburgh (RSN) *	6:30 p.m.
Sun. 10	at Florida State (ACCN) *	12 p.m.
Thur. 14	Boston College (ACCN) *	8 p.m.
Sun. 17	North Carolina State (ESPN) *	3 p.m.
Sun. 24	at Wake Forest (ACCN) *	2 p.m.
Thur. 28	at Virginia Tech (ACCN) *	6 p.m.
FEBRUARY		
Mon. 1	Syracuse (ESPN2) *	7 p.m.
Thur. 4	at Boston College (ACCN) *	8 p.m.
Sun. 7	Notre Dame (ESPN/ESPN2) *	2 p.m.
Thur. 11	Georgia Tech (ACCNX) *	7 p.m.
Sun. 14	at Syracuse (ESPN2) *	1 p.m.
Thur. 18	at Pittsburgh (ACCNX) *	7 p.m.
Sun. 21	Clemson (ACCNX) *	2 p.m.
Sun. 28	at Notre Dame (ESPN2/ACCN) *	12 p.m.
MARCH		
Wed.-Sun. 3-7	at ACC Tournament	TBA

Home games are in bold | All Times Eastern
* = ACC

QUICK FACTS

Location	Louisville, Ky.
Founded / Enrollment	1798 / 22,298
Nickname / Colors	Cardinals / Red and Black
Conference	Atlantic Coast
Home Court (Capacity)	KFC Yum! Center (22,000)
President	Dr. Neeli Bendapudi
Vice President for Athletics	Vince Tyra
Senior Woman Administrator	Amy Calabrese
Head Coach	Jeff Walz (Northern Kentucky, '95)
Associate Head Coach	Stephanie Norman
Associate Coach	Sam Purcell
Assistant Coach	Jonneshia Pineda
Director of Operations	Kate Tucker
Assoc. Strength & Conditioning Coach	Beth Burns
Exec. Director/Player Relations	Adrienne Johnson
Video Coordinator/Graphic Design	LaMont Russell
All-Time Record	909-495 (46th yr.)
All-Time NCAA Tournament Record	34-22 (22 Appearances)
SID - Nick Evans	c: (502) 807-9345
email: NickE@GoCards.com	
Athletics Department	(502) 852-5732
Basketball Office	(502) 852-8355
Sports Information Office	(502) 852-6581

LOUISVILLE

2020-21 WOMEN'S BASKETBALL



UT Martin Skyhawks at No. 5/5 Louisville Cardinals

Game 4 • Sun., Dec. 6 • 12 p.m. ET • Louisville, Ky. • KFC Yum! Center

LOUISVILLE

Record: 3-0, 0-0
Last Game: W, 116-75 vs. No. 20 DePaul
Current Streak: W3
Scoring Margin: +35.0
Head Coach: Jeff Walz
Record at UL: 362-104 (14th year)
Career Record: Same
Leading Scorer: K. Smith (21.0)
Leading Rebounder: Cochran, Van Lith (7.7)
Assists Leader: Evans (6.7)
Blocks Leader: Balogun (3.3)
Steals Leader: K. Smith (2.0)
Next Game: Sun., Dec. 6 vs. UT Martin

UT MARTIN

Record: 22-10, 16-2 (2019-20)
Last Game:
Current Streak:
Scoring Margin: +7.2
Head Coach: Kevin McMillan
Record at UTM: 218-136 (12th yr)
Career Record: Same
Leading Scorer: Perry (23.1)
Leading Rebounder: Perry (7.9)
Assists Leader: Waldrop (2.7)
Blocks Leader: Perry (2.7)
Steals Leader: Perry (1.6)
Next Game: Tues., Dec. 8 at Samford

STARTING FIVE

■ Louisville's 116 points against DePaul marks the most points in program history, surpassing the 115 points they scored in a 115-51 win over Murray State on Nov. 24, 2017. Per StatsPass.com, Louisville's 116 points is the most points scored by a Division I team in regulation against an AP Top 25 opponent since at least 1999-2000.

■ The 61 points in the first half ties the most points ever in half, matching the 61 they had in the second half of an 88-69 win over Canisius on Dec. 20, 2000.

■ The 40 points in the third quarter marks a program record, surpassing the 37 they had in the third quarter of a 107-52 win over Tennessee State on Dec. 2, 2018 and in the second quarter of a 86-69 win over Hartford on Nov. 24, 2018.

■ Louisville's 41-point margin marks its biggest win ever against an AP Top 25 team. Its previous high was a 34-point win (86-52) over No. 22 Iowa on Dec. 4, 2014.

■ Louisville's 49 field goals also set a program record, surpassing the 47 they had against Murray State in that 115-51 win. They shot 60.5 percent (49-81) from the field, which is the best field goal percentage since they shot 63.5 percent (40-63) in a 90-72 win over Marquette in the first round of the NCAA Tournament on March 18, 2018.

■ UofL has scored 100 points in back-to-back games for the first time since they won 107-52 vs. Tennessee State on 12/2/18 and 102-62 vs. UT Martin on 12/4/18.

■ UofL has scored 100-plus in consecutive games four times in program history - 2013 (2x), 2018, 2020, but they have never scored 100-plus in three straight games.

■ Kianna Smith and Hailey Van Lith had 21 points, while Dana Evans added 20 points, in the win over DePaul becoming the first trio to score 20 points in a single game since Jill Morton (24), Sharon Bellamy (24) and Roscelle Bullock (22) did so in an 84-74 win at Memphis on Jan. 22, 1999.

Sports Information Office // University of Louisville // Louisville, KY 40292 // GoCards.com
Phone: (502) 852-3085 // Fax: (502) 852-7401 // email: NickE@GoCards.com // Twitter: @UofLWBB

PROJECTED STARTERS

1

Dana EVANS

PPG	RPG	APG	MPG
18.3	1.7	6.7	24.3

10

Hailey VAN LITH

PPG	RPG	APG	MPG
18.0	7.7	1.0	26.7

4

Elizabeth BALOGUN

PPG	RPG	APG	MPG
5.3	5.0	1.7	16.3

2

Ahlana SMITH

PPG	RPG	APG	MPG
7.0	2.7	2.0	19.0

44

Olivia COCHRAN

PPG	RPG	APG	MPG
17.0	7.7	1.3	19.0

2020-21 Louisville Cardinals (3-0 Overall, 0-0 Atlantic Coast Conference)**Primary Starters**

No.	Name	Pos.	Ht.	Yr.	Hometown	PPG	RPG	APG	Notes
1	Dana Evans	G	5-6	Sr.	Gary, Ind.	18.3	1.7	6.7	Named ACC Player of the Year in 2019-20
10	Hailey Van Lith	G	5-7	Fr.	Wenatchee, Wash.	18.0	7.7	1.0	Named to ACC Newcomer Watch List
4	Elizabeth Balogun	G	6-1	Jr.	Chattanooga, Tenn.	5.3	5.0	1.7	Named to Cheryl Miller Award Watch List
2	Ahlana Smith	G	5-9	Jr.	Charlotte, N.C.	7.0	2.7	1.7	Named NJCAA Player of the Year in 2019-20
44	Olivia Cochran	F	6-3	Fr.	Columbus, Ga.	17.0	7.7	1.3	2020 McDonald's All-American

Reserves

0	Ramani Parker	F	6-4	R-Fr.	Fresno, Calif.	3.7	5.0	0.0	Averaging 5.0 reb. in just 11.5 min.
3	Malea Williams	F	6-4	Fr.	Georgetown, Ky.	--	--	--	KABC Region 11 Player of the Year
5	Mykasa Robinson	G	5-7	Jr.	Ashland, Ky.	1.3	4.7	3.3	Career-high seven points vs. Boston College
11	Norika Konno	G	5-10	So.	Sendai, Japan	4.7	2.0	1.7	Missed last 14 games in 2019-20 with knee injury
13	Merissah Russel	G	5-11	Fr.	Ottawa, Canada	4.3	4.7	1.7	Member of Canada's Senior National team
14	Kianna Smith	G	6-0	R-Jr.	Moreno Valley, Calif.	21.0	6.0	6.0	Named to ACC Newcomer Watch List
22	Elizabeth Dixon	F	6-5	Jr.	Memphis, Tenn.	6.7	5.7	0.0	1 of 4 players to play all 32 games last season
31	Nyah Green	G	6-1	R-Fr.	Allen, Texas	3.7	2.7	0.3	2019 McDonald's All-American

Pronunciation Guide:

Ramani (Rah-mah-nee), Ahlana (a-LAWN-uh), Malea (mah-LAY-uh), Balogun (BAL-uh-GOON), Mykasa (Mah-casa), Van Lith (LITH), Norika Konno (NO-rika Koh-NO), Kianna (KEY-awna), Nyah (Nye-UH), Walz (Walls), Jonneshia Pineda (JO-nee-SHA PIN-ay-duh)

ABOUT THE SKYHAWKS

UT Martin enters the 2020-21 season as the OVC favorites, ranked 10th in the Mid-Major Top 25 preseason poll, while receiving votes in the Preseason USA TODAY Coaches' Poll for the first time in program history. The Skyhawks return 13 players off a squad which posted a 22-10 overall record last season while cruising to a 16-2 mark in league play to garner the program's sixth regular season championship. Highlighting the squad is the senior duo of Chelsey Perry and Maddie Waldrop which each followed up All-OVC first team honors last season with similar preseason nods. The pair combined to score 35.8 points per game last season while averaging over 7.8 rebounds per game and tallying 108 blocks.

■ **Series History** - UofL is 9-0 all-time against UT Martin. This marks the 10th time in the past 11 years that the two teams have met. The only season during that stretch where they didn't meet was 2013-14. The Cardinals are 6-0 all-time in Louisville. The Cardinals have won the nine games by an average margin of 26.4 points, but last year it took double overtime to pull out 71-63 victory in Martin. That is the smallest margin of victory for Louisville in the series.

■ **The Last Meeting (Dec. 19, 2019)** - Dana Evans scored 22 points and No. 6 Louisville outlasted UT Martin 71-63 in double overtime after trailing for nearly all of regulation. Louisville took the lead for good with 3:05 left in the second overtime. The Cardinals made 18 of 20 free throws, while the Skyhawks were 15 of 28. Shook also finished with six blocks and surpassed Angel McCoughtry to become Louisville's all-time leader in the category.

QUICK HITTERS

■ **11 Blocks in a Game** - Louisville's 11 blocks against DePaul ties the record for most in a game in Walz era with the 11 they had in a 107-52 win over Tennessee State on Dec. 2, 2018.

■ **Big Time Spurt** - Leading 26-23 over DePaul with 1:27 to go in the first, UofL used a 33-7 run over the next 10 minutes to build a 59-30 lead with 1:51 to go in the half.

■ **Olivia with Dub Dub** - Olivia Cochran had 19 points and 10 rebounds against DePaul for her first career double double. UofL freshman have double doubles in two straight games as Hailey Van Lith had 20 points and 11 assists against ECU. They are the first freshmen with a double-double since Dana Evans had 18 points and 10 assists in an 87-63 win at Kentucky on 12/17/17.

FRESHMEN CONTRIBUTE

True freshmen Hailey Van Lith (18.0 ppg), Olivia Cochran (17.0 ppg) and Merissah Russell (4.3) are contributing 41 percent of Louisville's 97.0 points through the first three games. Van Lith and Cochran are tied for team-lead with 7.7 rebounds, and with Russell's 4.7 rebounds per game, the trio is accounting for 36.8 percent of the team's 54.3 rebounds per game.

■ The trio combined to score 38 points (Cochran 17, Van Lith 13, Merissah Russell 8) in the win over SEMO, contributing 51.4 percent of the 74 points scored. Cochran and Van Lith also led the way with eight rebounds, while Russell added five, meaning true freshmen combined for 21 of the Cardinals 50 rebounds, good for 42 percent.

NEWBIES IN THE OPENER

In the win over SEMO, Hailey Van Lith and Olivia Cochran became the first freshmen to start the season opener since Cierra Johnson started in a 100-57 win at UT Martin to begin the 2016-17 season. They were the first duo to start a season opener since Myisha Hines-Allen and Mariya Moore both started in an 89-69 win at IUPUI in 2014-15. Cochran led all scorers with 17 points, while Van Lith chipped in 13 - both becoming the first freshmen to score in double digits in the season opener since Asia Durr scored 12 points in a 75-71 loss to California to open the 2015-16 season. They were the first freshmen duo to both score in double figures in their debut since Moore had 22 and Hines-Allen had 11 in 2014-15.

GAMEDAY INFO

Date: Sunday, Dec. 6

Time: 12 p.m. ET

Site: Louisville, Ky. | KFC Yum! Center (22,000)

TV: ACCN (Sam Gore, play-by-play; Monica McNutt, analyst)

Radio: 790-AM WKRD (Nick Curran, play-by-play; Adrienne Johnson, analyst)

Last Meeting: W, 71-63 (Dec. 19, 2019 at UT Martin)

Series History: 9-0 (6-0 Home, 3-0 Away, 0-0 Neutral)

UofL National Ranking: 5th Associated Press, 5th USA Today

Team Statistics	Cards (3-0)	UTM (0-0)
Points per game	97.0	70.8
Scoring margin	+35.0	+7.2
Field goal percentage	.496	.440
3-Point FG-Attempts	22-69	165-534
3-point FG percentage	.319	.309
3-pt FG made per game	7.3	5.2
Free Throws-Attempts	43-58	466-646
Free throw percentage	.741	.721
FTs made per game	14.3	14.6
Rebounds per game	54.3	36.6
Rebounding margin	+19.3	+1.6
Assists per game	21.3	15.5
Turnovers per game	17.0	15.9
Turnover margin	+2.7	+2.1
Assist/turnover ratio	1.3	1.0
Steals per game	10.7	9.6
Blocks per game	9.3	4.8

*2019-20 stats

HVL GOES FOR 20...TWICE

Van Lith tied Dana Evans with a team-high 20 points in the win over ECU and became the first UofL freshman to score 20 points in a game since Asia Durr scored 23 in an 80-75 loss to Syracuse in the ACC Tournament semifinals on March 5, 2016. Durr had four 20-point games that season.

■ With 21 points vs. DePaul she is first UofL freshman with back-to-back 20-point games since Myisha Hines-Allen had 23 points in two straight games against Miami and Syracuse on 1/25-29/15.

RETURNING POINT PRODUCTION

After losing five players to graduation (Diop, Dunham, Jones, Laemmle, Shook), UofL returns 37.8 points per game, 51.9 percent of their production from a year ago. Dana Evans is responsible for 18.0 of the 37.8 returning points per game.

Returning Production from 2019-20

	Per Game	Pct. %
Points	37.8	51.9
3-Pointers	4.0	63.3
Rebounds	13.9	35.0
Assists	8.7	54.5
Steals	2.9	38.8
Blocks	1.9	34.3
Career Starts at UofL: 70		

RETURNING SHOOTERS

Louisville returns its two top 3-point shooters from last season with Dana Evans and Elizabeth Balogun. The duo made 125 of the 202 made 3-pointers last season, which accounted for 61.9 percent of their made threes. Evans led the ACC with 90 made 3-pointers and shot 43.1 percent, while Balogun made 35 and shot 32.1 percent.

GIVE ME FIVE

Louisville returns just five players that saw game action a year ago - Evans, juniors Elizabeth Balogun, Elizabeth Dixon and Mykasa Robinson, along with sophomore Norika Konno. Evans and Robinson are lone players with three or more years of experience with the Cardinals as Evans enters her fourth season and Robinson her third.

RETURNING STARTERS

The Cardinals return two starters from a year ago (Dana Evans, Elizabeth Balogun). Evans started 29 of 30 games played. She has 35 career starts and is UofL's active leader. Balogun started 26 of 28 games played last season. Elizabeth Dixon made four starts last season, while Mykasa Robinson made three starts a season ago and has five career starts at Louisville. Kianna Smith made 64 starts in 65 games in her two years at Cal, while Balogun and Dixon started all 30 games during their freshman season at Georgia Tech.

LOUISVILLE PICKED FIRST IN ACC PRESEASON POLLS

UofL was picked first in the league after winning three straight regular season titles. The Cardinals received 45 of 57 first-place votes from the Blue Ribbon Panel for a total of 840 points and 13 of 15 first-place votes from the head coaches to finish with 223 points to lead the voting. Louisville was chosen as the preseason favorite for the second consecutive season.

2020-21 ACC Preseason Blue Ribbon Poll

1. Louisville	9. Georgia Tech
2. NC State	10. Duke
3. Syracuse	11. Miami
4. Notre Dame	12. Wake Forest
5. North Carolina	13. Clemson
6. Florida State	14. Virginia
7. Virginia Tech	15. Pitt
8. Boston College	

EVANS NAMED ACC PRESEASON PLAYER OF THE YEAR, SMITH AND VAN LITH TO NEWCOMER WATCH LIST

Dana Evans was named ACC Preseason Player of the Year and Preseason First Team All-ACC, while Kianna Smith and Hailey Van Lith were named to the Newcomer Watch List.

■ **Evans** - Evans was named 2019-20 ACC Player of the Year last year and she is the consensus ACC Preseason Player of the Year entering this season.

■ **Smith** - Smith is entering her first season at Louisville after transferring from California. She sat out last season due to NCAA transfer protocols. In two seasons at Cal, she scored 600 points, knocked down 91 3-pointers and dished out 244 assists, while helping the Bears to two 20-win seasons and two trips to the NCAA Tournament.

■ **Van Lith** - Van Lith comes to Louisville as the No. 2 prospect in the country by Prospect Nation and No. 7 overall by ESPN Hoop Gurlz. Following her senior campaign at Cashmere High School, she was named a McDonald's All-American, Jersey Mike's Naismith National High School All-American and 2020 Gatorade and MaxPreps Washington Player of the Year.

BEST THREE-YEAR STRETCH IN PROGRAM HISTORY

UofL went 96-11 (.897) over the past three seasons, which marks the fewest losses and best winning percentage over a three-year span in program history. Despite not getting an opportunity to play in the NCAA Tournament last season, the 96 wins over the previous three years rank second all-time to the 97 (97-15) they won during the 2016-17, 2017-18 and 2018-19 seasons.

HEAD COACH JEFF WALZ

Head coach **Jeff Walz**, in his 14th season as a head coach, has compiled a 362-104 (.777) record as the Cardinals' leader. He has led Louisville to nine NCAA Sweet 16 appearances, five Elite 8's, three trips to Final 4 (2009, 2013, 2018), two of which culminated with NCAA runner-up finishes (2009, 2013). Walz, who is averaging 27.6 wins per season, became the winningest coach in program history in 2013-14. He also has the most 20-win seasons in school history (12) and the top-seven entries for most victories in a season (36 in 2017-18, 34 in 2008-09; 33 in 2013-14; 32 in 2018-19; 29 in 2012-13 and 2016-17, 28 in 2019-20).



Hired on March 27, 2007, the Bluegrass State native took the program to its first NCAA Sweet 16 and it culminated with Louisville earning the No. 12 ranking in the final ESPN/USA Today Coaches Poll. For his efforts, Walz was named the WBCA Maggie Dixon Rookie Coach of the Year.

Prior to taking the reins at Louisville, Walz spent time on four other coaching staves: Western Kentucky (1996-97), Nebraska (1997-01), Minnesota (2001-02), and Maryland (2002-07). He helped Maryland win the program's first national title in 2006.

Walz's Milestone Collegiate Victories

No.	Date	Score
1	11/10/07	Louisville 81, Ball State 62
50	2/17/09	Louisville 89, St. John's 60
100	11/22/11	Louisville 78, Austin Peay 60
150	11/11/13	Louisville 100, Quinnipiac 82
200	1/29/15	Louisville 78, Syracuse 58
250	1/15/17	Louisville 63, Miami 59
300	11/6/18	Louisville 102, WKU 80
350	1/23/20	Louisville 71, Virginia 56

Louisville Women's Basketball History

Before Walz	With Walz
1975-2007	2007-pres
(32 seasons)	(13th season)
Overall Record	Overall Record
547-391 (.583)	362-104 (.777)
NCAAT Record	NCAAT Record
4-11 (.267)	30-11 (.732)
Sweet 16 App.	Sweet 16 App.
0	9
Elite Eight App.	Elite Eight App.
0	5
Final Four App.	Final Four App.
0	3
NCAA Finalist	NCAA Finalist
0	2



FINISHING WITH 28 WINS

Last year, for the second straight season, Louisville entered postseason play with 27 wins. Despite the NCAA Tournament not taking place, their 28 wins rank seventh all-time in program history. The top seven and 10 of the 11 top win totals in program history have come under Walz.

ANOTHER 20-WIN SEASON

UofL has recorded at least 20 wins for 10 straight seasons to extend the program record. The longest run previously was three, achieved twice. The Cards have won at least 20 games in 12 of Walz's 13 seasons. Prior to Walz's arrival, Louisville had just 10 20-win seasons in its history. They have reached the NCAA Tournament nine straight times, which is also the longest stretch in program history.

SUCCESS AGAINST UNRANKED TEAMS

UofL is 2-0 against unranked teams and 122-2 in their last 124 games. They went 25-2 against unranked teams last year. Prior to the 67-60 loss at Ohio State, they had won 102 consecutive games against teams not ranked in the AP Top 25. Their previous loss to an unranked team was a 79-66 setback vs. Dayton on 11/29/15.

PRESEASON AP AND USA TODAY RANKINGS

UofL was ranked fifth in the AP 2020-21 preseason poll, which equals its highest ever ranking in the poll. The Cardinals received 597 points, 66 points shy of fourth place Baylor. They were also picked fifth in the USA Today poll with 663 points, 39 points shy of fourth place Baylor. UofL also was picked fifth in the preseason AP poll in 2013-14, 2016-17 and 2018-19.

■ **Staying Top 10** - UofL has remained in the AP Top 10 for 61 straight polls and the USA Today Top 10 for 60 straight polls, both program records. Louisville had remained in the AP Top 5 for 38 consecutive weeks (Nov. 13, 2017-March 18, 2019) prior to being picked ninth in last year's preseason poll. They were in the USA Today Top 5 for 36 consecutive weeks (Nov. 27, 2017-March 18, 2019) before being picked sixth in 2018-19's final poll.

UOFL'S SUCCESS BY DECADES

In the 10-year stretch that began with the 2010-11 season, UofL finished with a 285-71 (.801) mark, which is the best 10-year stretch in program history, surpassing the 213 wins (213-107, .666) in the 2000's.

APPROACHING MILESTONES

■ **Evans Moves Up On Scoring List** - Evans has 1,168 career points, which ranks 22nd all-time in program history. She is 17 points away from tying Joan Dunaway Burks (1977-81) for 21st all-time with 1,185 points.

■ **Evans From The Stripe** - Evans is shooting 85.0 percent for her career from the free throw line, which ranks second to Kristin Maddox's 85.2 percent (1992-96) for the best in program history.

■ **Evans From Deep** - Evans has 155 career made 3-pointers, which is just two away from tying Marla Inman Eltrevoog (1994-97) for 10th all-time in program history with 157.

PRESEASON ACCOLADES

■ **Dana Evans** - After being named a WBCA All-American and ACC Player of the Year a season ago, Evans has racked up the preseason honors leading into her senior season. She is one of five Associated Press Preseason All-Americans, ACC Preseason Player of the Year, Preseason First Team All-ACC, while being named to the Naismith Award, Wooden Award and Dyrsdale Award Watch Lists.

■ **Hailey Van** - In addition to being named to the Preseason ACC Newcomer Watch List, Van Lith was named to the Naismith Award and Lieberman Watch List.

■ **Elizabeth Balogun** - Entering her second season at Louisville, Balogun was named to the Miller Award Watch List.

■ **Kianna Smith** - After sitting out last season, Smith was named to the Preseason ACC Newcomer Watch List.

Most UofL Victories		
Year	Record	NCAA Postseason
2017-18	36-3	Final Four
2008-09	34-5	NCAA Runner-Up
2013-14	33-5	Elite Eight
2018-19	32-4	Elite Eight
2016-17	29-8	Sweet 16
2012-13	29-9	NCAA Runner-Up
2019-20	28-4	*No NCAA Tourney
2006-07	27-8	NCAA 2nd Rd.
2014-15	27-7	Sweet 16

20-21 NATIONAL RANKINGS**Associated Press**

(Week 2)

1	South Carolina (29)	3-0
2	Stanford (1)	1-0
3	UConn	0-0
4	Baylor	1-0
5	Louisville	2-0
6	Mississippi State	1-0
7	Arizona	1-0
8	NC State	2-0
9	UCLA	1-0
10	Oregon	1-0
11	Kentucky	2-0
12	Texas A&M	2-0
13	Indiana	1-0
14	Maryland	2-1
15	Northwestern	0-0
16	Arkansas	3-1
17	Oregon State	1-0
18	Gonzaga	0-1
19	Ohio State	1-0
20	DePaul	0-1
21	Missouri State	2-1
22	Syracuse	1-0
23	Iowa State	1-1
24	Michigan	2-0
25	Texas	2-0

Others receiving votes:

South Dakota State 31, North Carolina 24, South Dakota 20, Notre Dame 20, Arizona State 10, Wake Forest 9, Ohio 6, Tennessee 1, Rutgers 1, Duke 1, Boston College 1, South Florida 1

USA Today

(Preseason)

1	South Carolina (31)	0-0
2	Stanford (1)	0-0
3	UConn	0-0
4	Baylor	0-0
5	Louisville	0-0
6	NC State	0-0
7	Mississippi State	0-0
8	Arizona	0-0
9	Oregon	0-0
10	UCLA	0-0
11	Maryland	0-0
12	Kentucky	0-0
13	Texas A&M	0-0
14	Arkansas	0-0
15	Indiana	0-0
16	Northwestern	0-0
17	Oregon State	0-0
18	Iowa State	0-0
19	DePaul	0-0
20	Gonzaga	0-0
21	Syracuse	0-0
22	Ohio State	0-0
23	Notre Dame	0-0
24	Michigan	0-0
25	Missouri State	0-0

Others receiving votes: Texas 72,

South Dakota 25, Florida State 23, Iowa 13, North Carolina 11, Arizona State 11, South Florida 9, Middle Tennessee 7, Rutgers 7, Virginia Tech 6, Tennessee 4, Florida Gulf Coast 3, BYU 3, Princeton 3, South Dakota State 2, James Madison 2, UT Martin 1, LSU 1

Louisville in the Polls

Date	AP	USAT
Preseason55
Nov. 305n/a

VS. AP TOP 25

UofL is 1-0 against Top 25 teams this season with a 116-75 win over No. 20 DePaul. They went 3-2 against AP Top 25 teams last year. Overall, Walz has 64 wins over AP Top 25 teams and 53 in the last 10 years.

WIN OVER NO. 1

UofL's 72-62 win over No. 1 Oregon last season marked its second ever win over a No. 1 team, first since their 82-81 victory over No. 1 Baylor in the 2013 NCAA Tournament. The Cards are 2-11 all-time against AP No. 1 teams (1-0 vs. Baylor, 1-0 vs. Oregon, 0-10 vs. UConn, 0-1 vs. Notre Dame).

MOVING UP TO NO. 2 IN BOTH POLLS

Last season, UofL moved up six spots in the AP poll to No. 2 and seven spots in the USA Today poll to No. 2 following their win over No. 1 Oregon. It matched their highest ever ranking in both polls. Four other times Louisville has been ranked second in the AP poll, three times in 2018-19 and once in 2017-18. Five other times, they have been second in the USA Today, three times in 2018-19, once in 2017-18 and at the end of the 2008-09 season.

TOP FIVE WINS

Louisville went 2-0 against Top 5 teams in 2019-20 and Walz has 12 wins against top five teams in his tenure.

VAN LITH NAMED ACC FRESHMAN OF THE WEEK

Hailey Van Lith was named ACC Freshman of the Week after averaging 16.5 points and 9.5 rebounds, and shooting 52 percent from the floor and 6-12 from deep, in her first two games at UofL. She is the first UofL women's basketball player to earn ACC Freshman of the Week honors since Asia Durr did so on Feb. 1, 2016. In her first collegiate game, a 74-53 win at Southeast Missouri, she had 13 points and tied for the team-lead with eight rebounds. Then in her home debut, she put up a double-double with 20 points and 11 rebounds, while shooting 5-9 from beyond the arc.

NON-CONFERENCE SUCCESS

All-time, Walz is 161-34 record (.826) against non-conference foes. UofL went 11-1 in non-conference play last season and had a 21-game non-conference winning streak prior to the loss at Ohio State. Their previous loss was a 69-58 loss at No. 1 UConn on 2/12/18. They are 41-2 in non-conference play over the past four years. They finished undefeated in non-conference play (13-0) in 2018-19 and it marked the first time in program history that they finished regular season play unbeaten out of league play.

A THIRD STRAIGHT ACC REGULAR SEASON TITLE

With the 68-48 win over Boston College last season, Louisville claimed a third straight ACC regular season title and its first ever outright ACC title. Prior to this stretch, Louisville had never won consecutive regular season conference titles. It also marked UofL's first outright regular season conference title since they won the Conference USA regular season championship in 2000-01. It marks their 8th conference title.

■ UofL went 45-5 in ACC games over the previous 3 years. They went 22-3 in home games, 23-2 in road games.

EVANS NAMED ACC PLAYER OF THE YEAR, WBCA ALL-AMERICAN

Dana Evans was named ACC Player of the Year, All-ACC First Team, All-ACC Academic Team and All-ACC Tournament Team. She is the first player in ACC history to go from Sixth Player of the Year to ACC Player of the Year. She was named one of 10 WBCA All-Americans, joining Angel McCoughtry and Asia Durr as one of three WBCA All-Americans in program history. In addition, she was named AP Second Team All-American, USBWA Second Team All-American, Wooden Award National Ballot, Dawn Staley Midseason Watch List, Citizen Naismith Trophy Semifinalist, Ann Meyers Drysdale Finalist and Wade Trophy Midseason Watch List.

■ She played in 30 games with 29 starts, leading the team with 18.0 points 4.2 assists and 90 made 3-pointers. She made 90 3-pointers last season, which ranked 8th all-time in program history. She was six away from tying Shoni Schimmel (2012-13) and Asia Durr (2018-19) for sixth with 96. She led the league and ranked 12th in the country with 90 made 3-pointers, shot 43.1 percent from beyond the arc, which led the league and ranked 20th in the NCAA. Overall, she shot 41.6 percent from the floor, which ranked 13th in the ACC. Her 10 20-plus point games were tied for fourth in the league. She scored in double figures in 29 of 30 games played and ranked third in the ACC with 18.0 points per game, 17.2 points per game in ACC play ranked fifth. She led the league and ranked 10th in the country with an 89.0 free throw percentage. Her 4.2 assists per game ranked eighth in the ACC and her 1.68 assist-to-turnover ratio ranked fourth. She eclipsed 1,000 points with 18 points against FSU.

70-PLUS POINTS

UofL is 253-23 when surpassing the 70-point plateau under Walz. They have scored 70-plus in all three wins this season. They went 21-0 when reaching 70 points last year. Their 79-73 loss to Miami in 2018-19 ended a 49-game winning streak when scoring 70-plus points.

50/50

UofL shot above 50 percent for the first time this season in the win over DePaul. Louisville was 7-0 last year when shooting 50 percent or better. Overall, they boast a 118-1 record when shooting 50 percent or better from the field under Walz. Their lone loss came on Nov. 29, 2008 at Nevada when they shot 50.8 percent (L, 85-82).

Nonconference Success under Walz

Season	Record
2007-08	11-2
2008-09	13-1
2009-10	8-5
2010-11	10-5
2011-12	11-2
2012-13	12-2
2013-14	12-1
2014-15	15-3
2015-16	11-7
2016-17	17-4
2017-18	14-1
2018-19	13-0
2019-20	11-1
2020-21	3-0
Total	161-34

CAREER 20-POINT GAMES**Elizabeth Balogun (0 at UofL, 6 career)**

North Carolina*	1/31/19	35
Syracuse*	1/20/19	20
Clemson*	1/17/19	23
Wofford*	12/30/18	24
Seton Hall*	12/20/18	30
Appalachian State*	11/11/18	21

Elizabeth Dixon (0 at UofL, 3 career)

Wake Forest*	2/10/19	22
Pitt*	2/7/19	21
Duke*	1/10/19	22

Dana Evans (14)

vs. DePaul	12/4/20	20
Eastern Kentucky	11/29/20	20
vs. Syracuse	3/6/20	23
Virginia	1/23/20	21
at North Carolina	1/19/20	22
at Boston College	1/16/20	27
Wake Forest	1/12/20	20
at Clemson	1/2/20	27
at UT Martin	12/19/19	22
Oklahoma State	11/29/19	28
Boise State	11/24/19	20
Central Michigan	11/14/19	24
Connecticut	1/31/19	20
Northern Kentucky	12/15/18	21

Hailey Van Lith (2)

vs. DePaul	12/4/20	21
Eastern Kentucky	11/29/20	20

Kianna Smith (1 at UofL, 3 career)

vs. DePaul	12/4/20	21
Oregon	2/8/19	20
vs. Virginia	3/16/18	20

CAREER DOUBLE-DOUBLES**Elizabeth Balogun (1 at UofL, 3 career)**

Oklahoma State	11/29/19	12 pts., 10 rebs.
Louisville*	1/13/19	13 pts., 10 rebs.
Boston College*	1/3/19	18 pts., 17 rebs.

Olivia Cochran (1)

vs. DePaul	12/4/20	19 pts., 10 rebs.
------------	---------	-------------------

Liz Dixon (1 at UofL, 5 career)

Western Kentucky	11/5/19	10 pts., 13 rebs.
Duke*	1/10/19	22 pts., 17 rebs.
Boston College*	1/3/19	12 pts., 10 rebs.
Georgia*	11/18/18	10 pts., 11 rebs.
Western Carolina*	11/14/18	13 pts., 10 rebs.

Dana Evans (2)

at Kentucky	12/15/19	18 pts., 10 ast.
Kentucky	12/17/17	11 pts., 10 ast.

Hailey Van Lith (1)

vs. ECU	11/29/20	20 pts., 11 ast.
---------	----------	------------------

BEST FANS IN THE COUNTRY

UofL welcomed in 2.614 socially distanced fans in their home opener vs. EKU. They averaged 9,159 fans per game in 2019-20, which topped the ACC and ranked fifth in the country. UofL averaged 9,818 in ACC games, including a season-high 12,086 fans vs. Notre Dame. They welcomed 12,008 fans for the exhibition against the USA National Team.

KFC Yum! Center Attendance

Year	Avg.	High	DI Rank
2010-11	10,859	22,152 vs. UK (12/5/10)	2nd
2011-12	10,670	16,483 vs. UConn (2/7/12)	2nd
2012-13	9,358	15,453 vs. UK (12/2/12)	3rd
2013-14	9,469	22,163 vs. UConn (3/3/13)	3rd
2014-15	9,515	14,862 vs. UK (12/7/14)	3rd
2015-16	9,503	16,524 vs. Cal (11/15/15)	4th
2016-17	8,256	12,245 vs. UK (12/4/16)	5th
2017-18	7,836	14,248 vs. FSU (1/21/18)	5th
2018-19	9,531	17,023 vs. UConn (1/31/19)	3rd
2019-20	9,062	12,086 vs. ND (1/26/20)	5th

HOME COURT ADVANTAGE

UofL boasts a 153-17 record (.900) at the KFC Yum! Center. All-time at the venue, UofL holds a plus-22.4 scoring margin. Prior to this season's crowd being limited to 15 percent, Louisville was averaging 9,328 fans per contest and had welcomed over one million and a half fans through the doors of the KFC Yum! Center. UofL had won 14 straight games at the KFC Yum! Center prior to its 67-59 loss to FSU on Feb. 6, 2020.

ROAD WARRIORS

With the win at SEMO, Louisville is 35-4 in true road games over the past four seasons. Last season, UofL went 11-2 in road games and 8-1 in ACC road games. Prior to the loss at Ohio State and Syracuse, their only losses came to No. 1 teams (1/10/19 at No. 1 ND, L, 82-68; 2/12/18 at No. 1 UConn, L, 69-58). Their previous road loss to a non-No. 1 team was an 85-66 setback at No. 7 Notre Dame on 2/16/17. Their previous road loss to an unranked team was a 71-69 loss at Western Kentucky on 11/21/15.

DE-FENSE, DE-FENSE

In 18 ACC games last season, Louisville held opponents to 55.0 points per game, which led the league. On the season, UofL gave up 56.4 points per game, which ranked second in the ACC, and held opponents to 70 points or less in all but one game.

■ UofL has led the ACC in scoring defense in league play the last three seasons (2019-20 - 55.0 ppg allowed; 2018-19 - 54.1 ppg allowed; 2017-18 - 55.1 ppg allowed).

MYKASA CONTRIBUTES

In the final 18 games last season, Mykasa Robinson averaged 3.8 points, 3.9 rebounds, 2.9 assists and 1.2 steals, while shooting 27-49 from the floor, in 20.7 minutes per game. In the first 14 games, she averaged 0.9 points, 1.8 rebounds and 1.4 assists in 13.2 minutes per game. In ACC play, she averaged 3.7 points, 3.8 rebounds and 2.8 assists in 19.7 minutes. She played a career-high 36 minutes and had eight rebounds and eight assists at Pitt and then had career-high seven points, while adding five rebounds, five assists, three steals and just one turnover in 30 minutes vs. Boston College. She had a career-high nine assists in 30 minutes, while adding six points and seven rebounds against Notre Dame.

BALOGUN IS BALLIN'

Elizabeth Balogun ranked eighth in the ACC with 1.2 blocks per game. She set a season-high with 12 rebounds in the win over Virginia on Jan. 23. She scored in double figures 13 times last season. She tied her season-high with 15 points at Clemson, shooting 6-10 and 3-6 from 3-point range. She also added five blocks, five rebounds and three assists, while committing just one turnover. She was 5-6 from 3-point range and scored 15 points in the season opener against WKU and played all 40 minutes, contributing 11 points, in the win over No. 1 Oregon.

■ Balogun played for Nigeria in the 2020 Women's Olympic Qualifying Tournament in Belgrade, Serbia (Feb. 6 - Feb. 9). She had nine points, three steals, two rebounds and two assists in Nigeria's 85-51 win over Mozambique. She averaged 5.0 points and hit two 3's as Nigeria finished third (1-2) in the pool and qualified for the Olympics.

DANA FROM DEEP

In wins at Clemson and BC last season, Dana Evans knocked down a career-high seven 3-pointers. Against BC, she went 7-10 from deep after opening 7 of 8. She shot 7-13 at Clemson. Her seven 3-pointers were the most by a UofL player since Asia Durr knocked down an ACC record 11 3-pointers (11-17) en route to tying her own school record with 47 points in the 92-62 win over NC State on Senior Night on 2/28/19.

THE LAST TIME LOUISVILLE ...**Defeated an AP Top 5 team:**

Feb. 13, 2020 - No. 4 NC State, W, 66-59

Defeated an AP Top 25 team:

Dec. 4, 2020 - No. 20 DePaul, W, 116-75

Scored 100 or more points:

Dec. 4, 2020 - No. 20 DePaul, W, 116-75

Scored less than 50 points:

Jan. 21, 2018 - No. 12 Florida State, L, 50-49

Allowed 100 or more points:

Dec. 20, 2009 - Kentucky, L, 101-67

Held a team to less than 50 points:

March 6, 2020 - vs. Syracuse, W, 71-46

Won an overtime game:

Dec. 19, 2019 - at UT Martin, W, 71-63 (2OT)

Lost an overtime game:

March 30, 2018 - No. 4 Miss. State, L, 73-63 (OT)

Played a double-overtime game:

Dec. 19, 2019 - at UT Martin, W, 71-63 (2OT)

THE LAST TIME UOFL HAD ...**A player score 30 points:**

47, Asia Durr vs. NC State (2/28/19)

A player score 35 points:

47, Asia Durr vs. NC State (2/28/19)

A player score 40 points:

47, Asia Durr vs. NC State (2/28/19)

Two players score 20 points in a game:

20, Dana Evans; 20, Hailey Van Lith vs. EKU (11/29/20)

Three players score 20 points in a game:

21, Kianna Smith; 21, Hailey Van Lith; 20, Dana Evans vs. DePaul (12/4/20)

A player grab 15 boards:

15, Kylee Shook vs. Oregon (11/30/19)

A player grab 20 boards:

20, Angel McCoughtry vs. Syracuse (2/3/09)

Two or more players grab 10 rebounds in a game:

15, Kylee Shook; 12, Bionca Dunham vs. Oregon (11/30/19)

A player dish out 10 assists:

10, Dana Evans at Kentucky (12/15/19)

A player record five or more steals:

5, Jazmine Jones vs. FSU (2/6/20)

A player with five or more blocked shots:

5, Kylee Shook at Pitt (2/23/20)

Two players record a double-double:

Dana Evans, Kylee Shook at Kentucky (12/15/19)

Three players record a double-double:

M. Hines-Allen, M. Moore, S. Fuehring vs. Va. Tech (2/9/17)

Six players score in double figures:

Balogun (12), Dunham (12), Evans (12), Shook (12), Jones (11), Dixon (10) vs. Pitt (1/26/20)

Seven players score in double figures:

Durr (12), Fuehring (12), Jones (12), Dunham (11), Hines-Allen (11), Shook (11), Evans (10) vs. TSU (12/12/17)

A player records a triple-double:

11 pts., 11 rbs., 10 assts. Mariya Moore vs. Syracuse (12/29/16)

A player with 7 or more 3-pointers:

7, Dana Evans at Boston College (1/16/20)

A player with 10 or more made free throws:

10, Dana Evans at UT Martin (12/19/19)

A player hit a last-second shot to win a game:

Sam Fuehring, :02.5 vs. Arizona State, 58-56 (11/23/18)

WALZ IN THE BIG DANCE

Walz boasts a 30-11 record in NCAA Tournament games. He is eighth all-time in winning percentage and 4th among active coaches. He has directed UofL to a pair of national runner-up finishes (2009, 2013), three Final Fours (2009, 2013, 2018), five Elite Eights (2009, 2013, 2014, 2018, 2019), nine trips to the Sweet 16 and 11 NCAA Tournaments.

NCAA Tournament All-Time Winning Percentage			
No.	Coach	Record	Years
1.	Geno Auriemma, UConn	.858 (121-20)	1989-pres
2.	Pat Summitt, Tennessee	.830 (112-23)	1982-2012
3.	Kim Mulkey, Baylor	.769 (50-15)	2001-pres
4.	Vic Schaefer, Mississippi St.	.760 (16-5)	1990-pres
5.	Linda Sharp, USC/Texas St.	.760 (19-6)	1982-1997
6.	Leon Barmore, Louisiana Tech	.747 (56-19)	1983-2002
7.	Muffet McGraw, Notre Dame	.736 (67-24)	1987-2020
8.	Jeff Walz, Louisville	.732 (30-11)	2008-pres
9.	Tara VanDerveer, OSU, Stan	.731 (87-32)	1982-pres
10.	Brenda Frese, Maryland	.700 (35-15)	2002-pres

WALZ NAMED USA BASKETBALL NATIONAL COACH OF THE YEAR

Louisville head coach Jeff Walz was recognized prior to the game vs. the USA Women's National Team last season as the recipient of the 2019 USA Basketball National Coach of the Year. Walz led the USA Basketball team to a perfect 7-0 record and a gold medal at the 2019 FIBA U19 World Cup in Bangkok, Thailand. With Walz at the helm, the USA U19 women topped its competition by an average of 25.2 points per game, including beating Australia 74-70 in overtime in the gold medal contest.

MELTING POT

Louisville's 2020-21 roster continues last year's pattern of being diverse. Of the 13 student-athletes on its roster, eight are from different states (California, Georgia, Indiana, Kentucky, North Carolina, Tennessee, Texas, Washington). Norika Konno is from Sendai, Japan, Merissah Russell is from Ottawa, Ontario, while Elizabeth Balogun was born in Lagos, Nigeria.

LAST YEAR'S SENIOR CLASS SETS NEW STANDARD

With the 70-53 win over Virginia Tech on Senior Day, Bionca Dunham, Jazmine Jones, Jessica Laemmle and Kylee Shook became the third straight senior class to conclude their career as the most accomplished class in program history. They concluded their career with a 125-19 (.868) record, which eclipsed the 123 wins from the 2018-19 class. They also set the program record for winning percentage and fewest losses. Despite not being able to compete in the NCAA Tournament last season, last year's class will finish with a 9-3 all-time record in the NCAA Tournament, just two tournament wins shy of setting the program-record for wins in a four-year period. The record is 11 by the 2015-16, 2014-15 and 2013-14 classes. They had the opportunity to be the first class in program history to advance to the Sweet 16 all four years, but with the NCAA Tournament being canceled did not have that chance.

CARDINALS WELCOME IN COCHRAN, RUSSELL, SMITH, VAN LITH WILLIAMS

UofL welcomed in the No. 5 recruiting class in the nation per ESPN HoopGurlz with freshmen Olivia Cochran, Merissah Russell, Hailey Van Lith and Malea Williams, along with junior college transfer Ahlana Smith

■ **Cochran**, a McDonald's All-American, comes to Louisville as the No. 18-ranked player in the class of 2020, according to ESPN HoopGurlz. The five-star prospect is tabbed as the fourth-best player at the forward position. She was named to the 2020 Naismith Trophy Girls High School Player of the Year Preseason Watch List.

■ **Russell** is ranked as the 29th best guard by ESPNW. She is listed as a four-star prospect by Prospects Nation and is rated No. 54 overall by PASS Scouting Service. She is a member of Canada's Senior National team and participated as the youngest player on the roster in a five-game European exhibition tour in Belgium and Great Britain.

■ **Smith** was named the 2019-20 NJCAA Division I Women's Basketball Player of the Year after leading Gulf Coast State with 20.3 points and 2.7 steals per game, while also recording 4.8 rebounds and 2.0 assists per game. She led Gulf Coast State to a 23-5 record, including an undefeated 11-win mark at home.

■ **Van Lith**, a McDonald's All-American, comes to Louisville as the No. 2 prospect in the nation by Prospect Nation and No. 7 overall by ESPNW HoopGurlz. In addition, she was a 2020 Naismith Trophy Player of the Year Finalist and was 2020 Gatorade and MaxPreps Player of the Year in the state of Washington. As a senior, she helped lead Cashmere High School to a 24-1 record and a trip to the WIAA 2020 Girls Basketball Hardwood Classic 1A championship game. She averaged 33.8 points, 9.5 rebounds and 4.7 assists per game.

■ **Williams to redshirt** - Head coach Jeff Walz announced that Malea Williams will redshirt during the 2020-21 season.

TOP TEAM EFFORTS UNDER JEFF WALZ

Most points scored in a game: 116 vs. DePaul, 12/4/20 (UL 116, DePaul 75)

Most field goals made in a game: 49 vs. DePaul, 12/4/20 (UL 116, DePaul 75)

Most 3-point field goals made in a game: 18 vs. Syracuse, 2/11/12 (UL 89, SU 62)

Most free throws made in a game: 32 vs. Rutgers, 1/11/09 (UL 64, RU 59)

Most free throws attempted in a game: 42 vs. Rutgers, 1/11/09 (UL 64, RU 59)

Most total rebounds in a game: 68 vs. Loyola-Chicago, 11/9/13 (UL 101, LC 54)

Most assists in a game: 28 vs. Ball State, 12/17/13 (UL 105, BSU 67); vs. Chattanooga, 3/18/17 (UL 82, UTC 62)

Most steals in a game: 24 vs. BYU, 3/21/15 (UL 86, BYU 53)

Most blocked shots in a game: 11 vs. DePaul, 12/4/20 (UL 116, DePaul 75); vs. TSU, 12/2/18 (UL 107, TSU 52)

Fewest turnovers in a game: 3 vs. Oregon State, 3/26/18 (UL 76, OSU 43)

Fewest points allowed in a game: 25 vs. Tennessee State, 12/31/12 (UL 88, TSU 25)

Largest margin of victory: 74 vs. Wagner, 12/21/12 (UL 106, WC 32)

Highest field goal percentage in a game: .678 (40-59) vs. IPFW, 11/29/10 (UL 100, IPFW 79)

Highest 3-point percentage in a game (min. 8 attempts): .714 (10-14) vs. Rutgers, 3/8/09 (UL 87, RU 82, 2 OT)

Lowest field goal percentage allowed: .167 (9-54) Tennessee State, 12/31/12 (UL 88, TS 25)

HONORS**Elizabeth Balogun**

2020 Miller Award Watch List
2019-20 ESPNW Top 25 - rated #23
2019-20 Citizen Naismith Watch List
2019-20 Preseason All-ACC
2018-19 ACC Freshman of the Year

Elizabeth Dixon

2018-19 ACC All-Freshman Team

Dana Evans

2020 Wooden Award Watch List
2020 AP Preseason All-American
2020 Preseason ACC Player of the Year
2020 Preseason ACC First Team All-ACC
2020 Naismith Award Watch List
2020 Drysdale Award Watch List
2019-20 WBCA First Team All-American
2019-20 Associated Press Second Team All-American
2019-20 USBWA Second Team All-American
2019-20 ACC Player of the Year
2019-20 All-ACC First Team
2019-20 ACC All-Academic Team
2020 All-ACC Tournament Team
Wooden Award National Ballot
Wade Trophy Midseason Watch List
Rated No. 7 on ESPNW Top 25
Citizen Naismith Trophy Semifinalist
Ann Meyers Drysdale Award Finalist
Dawn Staley Award Midseason Watch List
Jan. 20, 2020 - ACC Player of the Week: CSM ACC POW
Dec. 16, 2019 - College Sports Madness ACC POW
Dec. 2, 2019 - ESPNW, USBWA & ACC Player of the Week
2019 Paradise Jam MVP
2019-20 Preseason All-ACC
2018-19 ACC All-Academic Team
2018-19 ACC Sixth Player of the Year
2017-18 ACC All-Freshman Team
2017-18 Preseason ACC Watch List

Kianna Smith

2020 Preseason ACC Newcomer Watch List

Hailey Van Lith

2020 Preseason ACC Newcomer Watch List
2020 Naismith Award Watch List
2020 Lieberman Award Watch List

Jeff Walz

2020 Naismith Coach of the Year Semifinalist
2019 USA Basketball National Coach of the Year
2018-19 Naismith Coach of the Year Candidate
2017-18 ACC Coach of the Year

2020-21 Women's Basketball Results**RECORD:** 3-0 Overall (Home: 1-0; Away: 1-0; Neutral: 1-0; ACC: 0-0)

Date	Opponent	Dec.	Result	Margin	Rec.	High Scorer	High Rebounder	High Assists	Attendance
N 25	at Southeast Missouri	W	74-53	+21	1-0	17 - Cochran	8 - Cochran, Van Lith	6 - Evans	475
N 29	EASTERN KENTUCKY	W	101-58	+43	2-0	20 - Evans, Van Lith	11 - Van Lith	7 - Evans	2,614
D 4	vs. DePaul	W	116-75	+41	3-0	21- K.Smith, Van Lith	10 - Cochran	7 - Evans	0
D 6	UT MARTIN								
D 9	at Duke								
D 13	NORTH CAROLINA								
D 17	FLORIDA STATE								
D 20	MIAMI								
D 31	at Duke								
J 3	at Virginia								
J 7	PITTSBURGH								
J 10	at Florida State								
J 14	BOSTON COLLEGE								
J 17	NORTH CAROLINA STATE								
J 24	at Wake Forest								
J 28	at Virginia Tech								
F 1	SYRACUSE								
F 4	at Boston College								
F 7	NOTRE DAME								
F 11	GEORGIA TECH								
F 14	at Syracuse								
F 18	at Pittsburgh								
F 21	CLEMSON								
F 28	at Notre Dame								

* = ACC

= ACC/Big 10 Challenge

! = ACC Tournament

2020-21 Louisville Women's Basketball Game-by-Game Team Statistics

Teams	FG-FGA	Pct	3FG-FGA	Pct	FT-FTA	Pct	O	D	Reb	PF-D	A	TO	Blk	Stl	1Q	2Q	3Q	4Q	OT	TOT
Southeast Missouri	15-55	.273	5-14	.357	18-22	.818	16	20	36	22-2	9	19	1	7	16	8	17	12		53
Louisville	26-64	.406	2-17	.118	20-27	.741	24	26	50	17-0	15	16	10	11	18	20	18	18		74
Eastern Kentucky	19-56	.339	6-23	.261	14-20	.700	7	22	29	13-0	9	20	3	3	12	14	13	19		55
LOUISVILLE	38-83	.458	14-36	.389	11-15	.733	25	33	58	18-0	23	13	7	13	17	26	25	33		101
DePaul	23-81	.284	4-27	.148	25-37	.676	21	19	40	15-0	10	20	0	8	24	13	17	21		75
Louisville	49-81	.605	6-16	.375	12-16	.750	13	42	55	31-0	26	22	11	8	30	31	40	15		116
UT Martin																				
LOUISVILLE																				

2020-21 Louisville Women’s Basketball Specialty Statistics

GAME	Points in Paint	Points Off TO	2nd Chance	Fast Break	Bench	Largest Lead	Largest Deficit	Times Tied	Lead Changes	Margins Half	Margins Final
at Southeast Missouri	34/12	26/10	21/13	12/0	18/10	26 (4th, 3:20)	2 (1st, 1:18)	1	10	+14	+21
EKU	44/24	23/14	19/4	12/4	25/14	45 (4th, 1:05)	--	0	0	+17	+43
vs. DePaul	74/36	36/17	14/21	32/17	51/31	51 (4th, 3:54)	-	0	0	+24	+41

2020-21 Team Extended Statistics

#	Player	gp-gs	min	avg	fg-tfg	fg%	3fg-tfg	3fg%	ft-tft	ft%	off	def	tot	avg	pt	dq	a	a/g	to	to/g	afto	bik	bik/g	stl	stl/g	pts	avg
14	Kianna Smith	1-0	22	22.0	9-14	.643	3-7	.429	0-0	.000	1	5	6	6.0	2	0	6	6.00	1	1.00	6.00	1	1.00	2	2.00	21	21.0
01	Dana Evans	3-3	73	24.3	22-48	.458	4-16	.250	7-9	.778	0	5	5	1.7	5	0	20	6.67	6	2.00	3.33	1	0.33	4	1.33	55	18.3
10	Hailey Van Lith	3-3	80	26.7	21-36	.583	9-17	.529	3-5	.600	7	16	23	7.7	8	0	3	1.00	4	1.33	0.75	4	1.33	4	1.33	54	18.0
44	Olivia Cochran	3-3	57	19.0	17-25	.680	0-1	.000	17-20	.850	9	14	23	7.7	5	0	4	1.33	5	1.67	0.80	2	0.67	1	0.33	51	17.0
02	Ahlana Smith	3-3	57	19.0	8-18	.444	2-7	.286	3-5	.600	3	5	8	2.7	6	0	5	1.67	6	2.00	0.83	1	0.33	5	1.67	21	7.0
22	Elizabeth Dixon	3-0	44	14.7	9-16	.563	0-0	.000	2-3	.667	9	8	17	5.7	3	0	0	0.00	3	1.00	0.00	2	0.67	1	0.33	20	6.7
04	Elizabeth Balogun	3-3	49	16.3	6-14	.429	2-7	.286	2-2	1.000	2	13	15	5.0	6	0	5	1.67	4	1.33	1.25	10	3.33	4	1.33	16	5.3
11	Norika Konno	3-0	42	14.0	5-14	.357	1-4	.250	3-5	.600	4	2	6	2.0	3	0	5	1.67	5	1.67	1.00	5	1.67	5	1.67	14	4.7
13	Merissah Russell	3-0	47	15.7	5-15	.333	0-5	.000	3-5	.600	7	7	14	4.7	7	0	5	1.67	3	1.00	1.67	1	0.33	3	1.00	13	4.3
31	Nyah Green	3-0	38	12.7	5-15	.333	1-4	.250	0-0	.000	4	4	8	2.7	5	0	1	0.33	2	0.67	0.50	0	0.00	0	0.00	11	3.7
00	Ramani Parker	3-0	33	11.0	5-7	.714	0-0	.000	1-2	.500	3	12	15	5.0	9	0	0	0.00	5	1.67	0.00	1	0.33	0	0.00	11	3.7
05	Mykasa Robinson	3-0	58	19.3	1-6	.167	0-1	.000	2-2	1.000	10	4	14	4.7	7	0	10	3.33	6	2.00	1.67	0	0.00	3	1.00	4	1.3
Total.....		3	600		113-228	.496	22-69	.319	43-58	.741	62	101	163	54.3	66	0	64	21.33	51	17.00	1.25	28	9.33	32	10.67	291	97.0
Opponents.....		3	600		57-192	.297	15-64	.234	57-79	.722	44	61	105	35.0	50	2	28	9.33	59	19.67	0.47	4	1.33	18	6.00	186	62.0

Score by Periods	1st	2nd	3rd	4th	Totals
Louisville	65	77	83	66	291
Opponents	52	35	47	52	186

2020-21 Louisville Game-By-Game Individual Points, Rebounds & Assists

Opponent	Date	Score		PARKER, RAM	EVANS, DANA	SMITH, AHLA	BALOGUN, EL	ROBINSON, M	LITH, HAILE	KONNO, NORI
at Southeast Missouri	11-25-20	74-53	w	2-4-0	15-2-6	7-1-2	4-5-0	0-4-4	13-8-1	6-4-0
EASTERN KY.	11/29/20	101-58	w	2-7-0	20-0-7	9-6-2	12-7-4	2-5-4	20-11-1	6-0-3
vs DePaul	12/04/20	116-75	w	7-4-0	20-3-7	5-1-1	0-3-1	2-5-2	21-4-1	2-2-2
				13	14	22	31	44		
Opponent	Date	Score		RUSSELL, ME	SMITH, KIAN	DIXON, ELIZ	GREEN, NYAH	COCHRAN, OL		
at Southeast Missouri	11-25-20	74-53	w	8-5-1	DNP	2-5-0	0-1-0	17-8-1		
EASTERN KY.	11/29/20	101-58	w	4-4-1	DNP	6-8-0	5-3-0	15-5-1		
vs DePaul	12/04/20	116-75	w	1-5-3	21-6-6	12-4-0	6-4-1	19-10-2		

Louisville Women's Basketball Miscellaneous Statistics

Louisville's Record When the Cardinals ...

Lead at halftime	3-0
Trail at halftime	0-0
Tied at halftime	0-0
Shoot better from the field than opponent	3-0
Shoot worse from the field than opponent	0-0
Shoot the same from the field as opponent	0-0
Shoot 50 percent or better from the field	1-0
Shoot below 50 percent from the field	2-0
Opp. shoots 50 pct. or better from the field	0-0
Opp. shoots below 50 pct. from the field	3-0
Make more than 7 3-point goals	1-0
Make 7 or fewer 3-point goals	2-0
Attempt 20 or more 3-point field goals	1-0
Attempt less than 20 3-point field goals	2-0
Make more free throws than opponent	1-0
Opponent makes more free throws	2-0
Free throws made are even	0-0
Outrebound their opponent	3-0
Outrebounded by their opponent	0-0
Rebounds are even	0-0
Bench outscore the opposing bench	3-0
Bench points are even	0-0
Opponent bench outscore bench	0-0
Commit fewer turnovers than opponent	2-0
Commit more turnovers than opponent	1-0
Turnovers are even	0-0
Lead with 5:00 remaining	3-0
Trail with 5:00 remaining	0-0
Tied with 5:00 remaining	0-0
Play an overtime game	0-0
1-4 point margins	0-0
5-10 point margins	0-0
11-20 point margins	0-0
21 or more point margins	3-0
vs. AP Top 25 teams	1-0
Play at home	1-0
Play on the road	1-0
Play on a neutral court	1-0
Score 59 points or less	0-0
Score 60-69 points	0-0
Score 70-79 points	1-0
Score 80-89 points	0-0
Score 90 points or more	2-0
Allow 59 points or less	2-0
Allow 60-69 points	0-0
Allow 70-79 points	1-0
Allow 80-89 points	0-0
Allow 90 points or more	0-0
Play after a loss	0-0
Score the first point	3-0
November	2-0
December	1-0
January	0-0
February	0-0
March	0-0

Double-Figure

Scoring Games

Cochran - 3
Evans - 3
Van Lith - 3
Balogun - 1
Dixon - 1
K. Smith - 1

Games Leading

UofL in Scoring

Van Lith - 2
Cochran - 1
Evans - 1
K. Smith - 1

Games Leading

UofL in Rebounding

Cochran - 2
Van Lith - 2

Games Leading

UofL in Assists

Evans - 3

Scored Louisville's

First Points

Who

Cochran - 1
Evans - 1
Van Lith - 1

How

Layup - 2
3-pointer - 1

Double-Doubles

Cochran - 1
Van Lith - 1

Jump Balls Controlled

UofL	2
Opponents	1

Starting Lineups

W-L

3-0	Evans	Van Lith	Balogun	A. Smith	Cochran
-----	-------	----------	---------	----------	---------

Scoring Summary

	1st Pd.	2nd Pd.	3rd Pd.	4th Pd.	OT	Total
Louisville	65	77	83	71		291
Opponents	52	35	47	52		186

Leads and Deficits

Biggest Halftime Lead	24 (61-37) at DePaul (12/4)
Biggest Halftime Lead Blown	
Biggest Halftime Deficit	
Biggest Halftime Deficit Overcome	
Biggest 2nd Half Lead	51 (116-65) at DePaul (12/4)
Biggest 2nd Half Lead Blown	
Biggest 2nd Half Deficit	
Biggest 2nd Half Deficit Overcome	
Biggest Overall Lead	51 (116-65) at DePaul (12/4)
Biggest Lead Blown	
Biggest Overall Deficit	2 (16-14) at SEMO (11/25)
Biggest Deficit Overcome	2 (16-14) at SEMO (11/25)

Home, Road, Quarter, and Half Statistics

FG% in KFC Yum! Center458 (38-83)
FG% on the Road406 (26-64)
3-Pt. FG% in KFC Yum! Center389 (14-36)
3-Pt. FG% on the Road118 (2-17)
FT% in KFC Yum! Center733 (11-15)
FT% on the Road741 (20-27)
Scoring Avg. in KFC Yum! Center	101.0 (101 pts.)
Scoring Average on the Road	74.0 (74 pts.)
Opp. Scoring Avg. in KFC Yum! Center	58.0 (58 pts.)
Opp. Scoring Avg. on the Road	53.0 (53 pts.)
Most 1st Quarter Points	30 at DePaul (12/4)
Most 2nd Quarter Points	31 at DePaul (12/4)
Most 3rd Quarter Points	40 at DePaul (12/4)
Most 4th Quarter Points	33 vs. ECU (11/29)
Fewest 1st Quarter Points	17 vs. ECU (11/29)
Fewest 2nd Quarter Points	20 at SEMO (11/25)
Fewest 3rd Quarter Points	18 at SEMO (11/25)
Fewest 4th Quarter Points	15 at DePaul (12/4)

Opponents' Quarter Breakdown

Fewest 1st Quarter Points	12 vs. ECU (11/29)
Fewest 2nd Quarter Points	8 at SEMO (11/25)
Fewest 3rd Quarter Points	13 vs. ECU (11/29)
Fewest 4th Quarter Points	12 at SEMO (11/25)
Most 1st Quarter Points	24 at DePaul (12/4)
Most 2nd Quarter Points	14 vs. ECU (11/29)
Most 3rd Quarter Points	17 at SEMO (11/25); at DePaul (12/4)
Most 4th Quarter Points	21 at DePaul (12/4)

2020-21 Attendance

Home	2,614
Away	475
Neutral	0
Total	

2020-21 Louisville Women's Basketball Team Superlatives

Louisville High	Louisville Low	Statistical Category	Opponent High	Opponent Low
116 at DePaul (12/4)	74 at SEMO (11/25)	Points	75 at DePaul (12/4)	53 at SEMO (11/25)
61 at DePaul (12/4)	38 at SEMO (11/25)	First-Half Points	37 at DePaul (12/4)	24 at SEMO (11/25)
58 vs. ECU (11/29)	36 at SEMO (11/25)	Second-Half Points	38 at DePaul (12/4)	29 at SEMO (11/25)
49 at DePaul (12/4)	26 at SEMO (11/25)	Field Goals	23 at DePaul (12/4)	15 at SEMO (11/25)
83 vs. ECU (11/29)	64 at SEMO (11/25)	Field Goal Attempts	81 at DePaul (12/4)	55 at SEMO (11/25)
.605 at DePaul (12/4)	.406 at SEMO (11/25)	FG Percentage	.339 vs. ECU (11/29)	.273 at SEMO (11/25)
14 (14-36) vs. ECU (11/29)	2 (2-17) at SEMO (11/25)	3-Point Field Goals	6 (6-23) vs. ECU (11/29)	4 (4-27) at DePaul (12/4)
36 vs. ECU (11/29)	16 at DePaul (12/4)	3-Point Field Goal Att.	27 at DePaul (12/4)	14 at SEMO (11/25)
.389 (14-36) vs. ECU (11/29)	.118 (2-17) at SEMO (11/25)	3-Point FG Percentage*	.357 (5-14) at SEMO (11/25)	.148 (4-27) at DePaul (12/4)
20 (20-27) at SEMO (11/25)	11 (11-15) vs. ECU (11/29)	Free Throws	25 (25-37) at DePaul (12/4)	14 (14-20) vs. ECU (11/29)
27 at SEMO (11/25)	15 vs. ECU (11/29)	Free Throw Attempts	37 at DePaul (12/4)	20 vs. ECU (11/29)
.750 (12-16) at DePaul (12/4)	.733 (11-15) vs. ECU (11/29)	Free Throw Percentage	.818 (18-22) at SEMO (11/25)	.676 (25-37) at DePaul (12/4)
25 vs. ECU (11/29)	13 at DePaul (12/4)	Offensive Rebounds	21 at DePaul (12/4)	7 vs. ECU (11/29)
42 at DePaul (12/4)	26 at SEMO (11/25)	Defensive Rebounds	22 vs. ECU (11/29)	19 at DePaul (12/4)
58 vs. ECU (11/29)	50 at SEMO (11/25)	Total Rebounds	40 at DePaul (12/4)	29 vs. ECU (11/29)
31 at DePaul (12/4)	17 at SEMO (11/25)	Fouls	22 at SEMO (11/25)	13 vs. ECU (11/29)
26 at DePaul (12/4)	15 at SEMO (11/25)	Assists	10 at DePaul (12/4)	9 at SEMO (11/25), at ECU (11/29)
22 at DePaul (12/4)	13 vs. ECU (11/29)	Turnovers	20 vs. ECU (11/29), at DePaul (12/4)	19 at SEMO (11/25)
11 at DePaul (12/4)	7 vs. ECU (11/29)	Blocked Shots	3 vs. ECU (11/29)	0 at DePaul (12/4)
13 vs. ECU (11/29)	8 at DePaul (12/4)	Steals	8 at DePaul (12/4)	3 vs. ECU (11/29)

2020-21 Louisville Women's Basketball Individual Superlatives

	Louisville	Opponent
Points	21 by Kianna Smith, Hailey Van Lith at DePaul (12/4/20)	25 by Darrione Rogers at DePaul (12/4/20)
Field Goals Made	9 by Dana Evans, Kianna Smith at DePaul (12/4/20)	6 by three players
Field Goals Attempted	17 by Dana Evans at DePaul (12/4/20)	17 by Sonya Morris at DePaul (12/4/20)
Highest FG Pct. (min. 5 made)	.727 (8-11) by Hailey Van Lith at DePaul (12/4/20)	.500 (6-12) by Darrione Rogers at DePaul (12/4/20)
3-Point Field Goals Made	5 (5-9) by Hailey Van Lith vs. ECU (11/29/20)	3 (3-8) by Amerah Steele vs. ECU (11/29/20)
3-Point Field Goals Attempted	9 by Dana Evans, Hailey Van Lith vs. ECU (11/29/20)	8 (3-8) by Amerah Steele vs. ECU (11/29/20)
3-Point FG Pct. (min. 3 made)	.600 (3-5) by Hailey Van Lith at DePaul (12/4/20)	.375 (3-8) by Amerah Steele vs. ECU (11/29/20)
Free Throws Made	9 (9-10) by Olivia Cochran at SEMO (11/25/20)	12 (12-15) by Darrione Rogers at DePaul (12/4/20)
Free Throws Attempted	10 (9-10) by Olivia Cochran at SEMO (11/25/20)	15 (12-15) by Darrione Rogers at DePaul (12/4/20)
Free Throw Pct. (min. 6 made)	.900 (9-10) by Olivia Cochran at SEMO (11/25/20)	1.000 (6-6) by Alice Recanati vs. ECU (11/29/20)
Offensive Rebounds	4 by Merissah Russell at SEMO (11/25/20); by Van Lith, Robinson, Dixon vs. ECU (11/29/20)	4 by three players
Defensive Rebounds	7 by Hailey Van Lith vs. ECU (11/29/20); Olivia Cochran at DePaul (12/4/20)	7 by LaTrese Saine at SEMO (11/25/20)
Total Rebounds	11 by Hailey Van Lith vs. ECU (11/29/20)	10 by LaTrese Saine at SEMO (11/25/20)
Turnovers	4 by Dana Evans at DePaul (12/4/20)	8 by Alice Recanati vs. ECU (11/29/20)
Assists	7 by Dana Evans vs. ECU (11/29/20), at DePaul (12/4/20)	5 by Alice Recanati vs. ECU (11/29/20)
Blocked Shots	4 by Elizabeth Balogun at DePaul (12/4/20)	2 by Corriana Evans vs. ECU (11/29/20)
Steals	3 by Ahlana Smith at SEMO (11/25); Elizabeth Balogun vs. ECU (11/29); Norika Konno at DePaul (12/4)	2 by three players
Minutes Played (regulation game)	32 by Dana Evans at SEMO (11/25/20)	36 by Kendall Wingler vs. ECU (11/29/20)
Minutes Played (overtime game)		



O RAMANI PARKER

Forward | 6-4 | Redshirt-Freshman
Fresno, Calif. | Montverde Academy

SEASON HIGHS		MISC STATS		Season	Career
Points.....	7 vs. DePaul (12/4/20)	Double-Doubles.....			
Reb.....	7 vs. ECU (11/25/20)	10-Plus Points			
Asst.....		20-Plus Points			
Blocks.....	1 at SEMO (11/25/20)	30-Plus Points			
Steals		Team-High Points			
FGM.....	3 vs. DePaul (12/4/20)	10-Plus Rebounds			
FGA	3 vs. DePaul (12/4/20)	Team-High Rebounds			
3FGM.....		10-Plus Assists			
3FGA		Team-High Assists			
FT	1 vs. DePaul (12/4/20)				
FTA	2 vs. DePaul (12/4/20)				
Minutes	15 vs. ECU (11/29/20)				

2020-21 GAME-BY-GAME												
Opponent	Min	FG-A	3PT-A	FT-A	O-D-T	PF	AST	TO	BLK	STL	PTS	AVG
at SEMO	8	1-2	0-0	0-0	1-3-4	2	0	3	1	0	2	2.0
ECU	15	1-2	0-0	0-0	1-6-7	4	0	1	0	0	2	2.0
vs. DePaul	10	3-3	0-0	1-2	1-3-4	3	0	1	0	0	7	3.7
UTM												
at Duke												
UNC												
FSU												
MIAMI												
at Duke												
at UVA												
PITT												
at FSU												
BC												
NCST												
at Wake												
at VT												
SYR												
at BC												
ND												
GT												
at Syr												
at Pitt												
CLEMSON												
at ND												

- Redshirt Freshman Year (2020-21)**
- Career-high seven points on perfect 3-3 shooting in 10 minutes vs. DePaul on 12/4.
 - Career-high seven rebounds in 15 minutes vs. ECU on 11/29.
 - Had two points and four rebounds in eight minutes in first collegiate game at SEMO on 11/25.

- Freshman Year (2019-20)**
- Redshirted

- High School**
- Comes to Louisville as a four-star prospect, ranked 99th overall in the class of 2019, according to espnW HoopGurlz.
 - Rated No. 13 at the forward position by espnW.
 - Rated 29th overall and as the seventh-best forward by Prospects Nation.
 - Played for Central High School in Fresno, Calif., before transferring to Montverde Academy in Montverde, Fla., for her senior season.
 - Named to Citizen Naismith High School Girls' Watch List.
 - Chose Louisville over Stanford, UCLA, Notre Dame, Michigan, Duke, Ohio State and Oregon State, Baylor and South Carolina.

RAMANI PARKER CAREER STATISTICS																				
			Total		3-Point		F-Throws		Rebounds										Scoring	
Season	gp-gs	min/avg	fg-fga	pct	fg-fga	pct	ft-fta	pct	off	def	tot	avg	pf	fo	ast	to	blk	stl	pts	avg
2020-21	3-0	33/11.0	5-7	.714	0-0	.000	1-2	.500	3	12	15	5.0	9	0	0	5	1	0	11	3.7
TOTAL	3-0	33/11.0	5-7	.714	0-0	.000	1-2	.500	3	12	15	5.0	9	0	0	5	1	0	11	3.7



1 DANA EVANS

Guard | 5-6 | Senior
Gary, Ind. | West Side

SEASON HIGHS	CAREER HIGHS	MISC STATS	Season	Career
Points..... 20 vs. ECU (11/29), vs. DePaul (12/4)	Points..... 28 vs. Oklahoma State (11/29/19)	Double-Doubles.....	0	2
Reb 3 vs. DePaul (12/4/20)	Reb 7 (2 times) latest vs. Pitt (1/27/19)	10-Plus Points	3	58
Asst..... 7 vs. ECU (11/29), vs. DePaul (12/4)	Asst..... 10 at UK (12/17/17), at UK (12/15/19)	20-Plus Points	2	14
Blocks 1 at SEMO (11/25/20)	Blocks 1 (4 times) latest at SEMO (11/25/20)	30-Plus Points	0	0
Steals 2 vs. ECU (11/29/20)	Steals 5 (2 times) latest vs. UConn (3/31/19)	Team-High Points	1	22
FGM 9 vs. DePaul (12/4/20)	FGM 10 vs. Okla St (11/29/19), at Clem (1/2/20)	10-Plus Rebounds	0	0
FGA 17 vs. DePaul (12/4/20)	FGA 20 at Clemson (1/2), vs. FSU (2/6)	Team-High Rebounds.....	0	0
3FGM..... 4 vs. ECU (11/29/20)	3FGM..... 7 at Clemson (1/2/20), at BC (1/16/20)	10-Plus Assists	0	2
3FGA 9 vs. ECU (11/29/20)	3FGA 13 at Clemson (1/2/20)	Team-High Assists	3	52
FT..... 3 at SEMO (11/25/20)	FT..... 10 vs. CMU (11/14/19), at UTM (12/19/19)			
FTA 4 at SEMO (11/25/20)	FTA 11 vs. CMU (11/14/19)			
Minutes..... 32 at SEMO (11/25/20)	Minutes..... 50 at UT Martin (12/19/19)			

2020-21 GAME-BY-GAME															
Opponent	Min	FG-A	3PT-A	FT-A	O-D-T	PF	AST	TO	BLK	STL	PTS	AVG			
at SEMO*	32	6-15	0-5	3-4	0-2-2	1	6	2	1	1	15	15.0			
EKU*	20	7-16	4-9	2-3	0-0-0	1	7	0	0	2	20	17.5			
vs. DePaul*	21	9-17	0-2	2-2	0-3-3	3	7	4	0	1	20	18.3			
UTM															
at Duke															
UNC															
FSU															
MIAMI															
at Duke															
at UVA															
PITT															
at FSU															
BC															
NCST															
at Wake															
at VT															
SYR															
at BC															
ND															
GT															
at Syr															
at Pitt															
CLEMSON															
at ND															

Senior Year (2020-21)

- Finished with 20 points and team-high seven assists vs. DePaul on 12/4.
- Team-high 20 points and seven assists, while shooting 4-9 from deep, in win over ECU on 11/29.
- 15 points on 6-15 shooting, while dishing out team-high six assists and recording a block at SEMO on 11/25.
- Named ACC Preseason Player of the Year and preseason First Team All-ACC.
- Named one of five Associated Press Preseason All-Americans.
- Named to Drysdale Award Watch List
- Named to Naismith Trophy Watch List.

Junior Year (2019-20)

- Named ACC Player of the Year, the first player in ACC history to go from Sixth Player of the Year to ACC Player of the Year.
- Named All-ACC First Team, All-ACC Academic Team and All-ACC Tournament Team.
- Named one of 10 WBCA All-Americans, joining Angel McCoughtry and Asia Durr as one of three WBCA All-Americans in program history.
- Named Associated Press Second Team All-American, USBWA Second Team All-American.
- Named Wooden Award National Ballot, Dawn Staley Midseason Watch List, Citizen Naismith Trophy Midseason List, Ann Meyers Drysdale Finalist and Wade Trophy Midseason Watch List.
- Played in 30 games with 29 starts, leading the team with 18.0 points 4.2 assists and 90 made 3-pointers.
- Named All-ACC Tournament team after averaging 19.5 points and knocking down nine 3-pointers on 53 percent shooting.
- In five games against AP Top 25 teams, averaged 16.6 points, 6.2 assists and 3.4 rebounds.
- Made 90 3-pointers last season, which ranks 8th all-time in program history. Was six away from tying Shoni Schimmel (2012-13) and Asia Durr (2018-19) for sixth with 96.
- Led the league and ranked 12th in the country with 90 made 3-pointers.
- Shot 43.1 percent from beyond the arc, which led the league and ranked 20th in the NCAA. Overall, she shot 41.6 percent from the floor, which ranked 13th in the ACC.
- 10 20-plus point games are tied for fourth in the league.
- Scored in double figures in 29 of 30 games played.
- Ranked third in the ACC with 18.0 points per game, 17.2 points per game in ACC play ranked fifth.
- Led the league and ranked 10th in the country with an 89.0 free throw percentage.
- 4.2 assists per game ranked eighth in the ACC and her 1.68 assist-to-turnover ratio ranked fourth.
- Missed games at Pitt and vs. Boston College with ankle injury.
- Scored team-high 23 points on 6-10 shooting from deep in win over Syracuse in ACC Quarters.
- Posted a team-high 18 points against Notre Dame on 2/16 while also finishing with seven assists.
- Became the 31st player in program history to join the 1,000-point club vs. Florida State on 2/6. Had a team-high 18 points and 6 assists against the Seminoles.
- Scored 21 points on 8-14 shooting, while adding a season-high six rebounds and three steals vs. Virginia on 1/23. Marked her fourth straight game with 20-plus points.
- Named ACC Player of the Week by the league and College Sports Madness after averaging a team-high 24.5 points per game, while shooting 48 percent from the floor in road wins at Boston College and North Carolina. She also was 10-of-17 from 3-point range and a perfect 9-9 from the free throw line.
- Led the team with 23 points while adding six assists in the Cards' 74-67 win at North Carolina.
- Scored 27 points and tied career-high with seven made 3's (7-10) at BC. Shot 7-8 from 3-pt range to open game.
- Finished with team-high 20 points and 9 assists vs. Wake Forest on 1/12.
- Knocked down career-high seven 3-pointers (7-13) en route to scoring 27 points at Clemson on 1/2.
- Played career-high 50 minutes in 71-63 double-overtime win at UT Martin (22 points, 8 assists, 4 rebounds).
- Named College Sports Madness ACC Player of the Week after recording second career double-double with 18 points and 10 assists at Kentucky (12/15). Both of her double-double have occurred at Kentucky.
- Named espnW and USBWA National Player of the Week, ACC Player of the Week and Paradise Jam MVP after averaging 21.3 points, while shooting 47 percent from the floor and 11-21 (.524) from 3-point range.
- 17 points and six assists, hit clutch 3-pointer five feet beyond arc to put Cards up nine in 72-62 win over No. 1 Oregon.
- Career-high 28 points, while knocking down career-high six 3-pointers (6-9) vs. Oklahoma State.
- Finished with 20 points and team-high 8 assists vs. Boise St. 11/24.
- Team-high 18 points on 8-12 shooting, 2-5 from 3-point range, vs. Chattanooga on 11/21.
- Then career-high 24 points on 6-18 shooting, 2-3 from deep and 10-11 from the line, while adding six rebounds vs. CMU.
- Named preseason All-ACC by Blue Ribbon Panel.

Sophomore Year (2018-19)

- Named ACC Sixth Player of the Year
- Named to ACC All-Academic team.
- Played in all 36 games w/ five starts, averaged 10.4 points and 4.0 assists, while shooting 50-130 (.385) from 3-point range.
- After starting the first two games, came off the bench in 31 of the last 34.
- In 16 ACC games, averaged 10.1 points, while shooting 33-73 (.452) from deep.
- Against AP Top 25 teams, averaged 10.1 points, shooting 20-51 (.395) from deep, and 3.8 assists.
- Ranked third in ACC in assist-to-turnover ratio (2.2), 10th in 3-pt. field goal % (.385) and eighth in assists (4.0 per game)
- In ACC play, ranked fourth in 3-pt. field goal percentage (.452), seventh in assist-to-turnover ratio (1.9), 12th in assists (3.9 per game) and 14th in 3-pt. field goals (2.1 per game).

DANA EVANS CAREER STATISTICS																				
Season	gp-gs min/avg		Total		3-Point		F-Throws		Rebounds										Scoring	
			fg-fga	pct	fg-fga	pct	ft-fta	pct	off	def	tot	avg	pf	fo	ast	to	blk	stl	pts	avg
2017-18	39-1	820/21.0	71-195	.364	11-49	.224	47-59	.797	10	67	77	2.0	89	1	134	70	2	43	200	5.1
2018-19	36-5	933/25.9	130-311	.418	50-130	.385	64-76	.842	19	68	87	2.4	72	1	145	66	1	56	374	10.4
2019-20	30-29	1012/33.7	176-423	.416	90-209	.431	97-109	.890	10	73	83	2.8	41	0	125	75	0	24	539	18.0
2020-21	3-3	73/24.3	22-48	.458	4-16	.250	7-9	.778	0	5	5	1.7	5	0	20	6	1	4	55	18.3
TOTAL	108-38	2838/26.3	399-977	.408	155-404	.384	215-253	.850	39	213	252	2.3	207	2	424	217	4	127	1168	10.8



2 AHLANA SMITH

Guard | 5-9 | Junior

Charlotte, N.C. | Gulf Coast State / UCLA / Mallard Creek

SEASON HIGHS		CAREER HIGHS		MISC STATS		Season	Career
Points.....	9 vs. EKU (11/29/20)	Points	13 at Loyola Marmount (11/6/18)*	Double-Doubles.....	0	0	
Reb.....	6 vs. EKU (11/29/20)	Reb.	7 vs. Colorado (3/3/19)*	10-Plus Points	0	0/1	
Asst.....	2 at SEMO (11/25), vs. EKU (11/29)	Asst.	4 at Illinois-Chicago (12/19/18)*	20-Plus Points	0	0	
Blocks.....	1 vs. EKU (11/29/20)	Blocks	1 (9 times), latest vs. EKU (11/29/20)	30-Plus Points	0	0	
Steals	3 at SEMO (11/25/20)	Steals	3 at SEMO (11/25/20)	Team-High Points.....	0	0	
FGM	3 at SEMO (11/25), vs. EKU (11/29)	FGM	6 at Loyola Marmount (11/6/18)*	10-Plus Rebounds.....	0	0	
FGA	7 at SEMO (11/25/20)	FGA	10 at Loyola Marmount (11/6/18)*	Team-High Rebounds.....	0	0	
3FGM.....	2 vs. EKU (11/29/20)	3FGM	2 vs. EKU (11/29/20)	10-Plus Assists	0	0	
3FGA.....	4 vs. EKU (11/29/20)	3FGA	5 at Loyola Marmount (11/6/18)*	Team-High Assists.....	0	0	
FT	1 three times	FT	3 vs. Colorado (3/3/19)*	*at UCLA			
FTA	2 at SEMO (11/25), vs. EKU (11/29)	FTA	3 vs. Colorado (3/3/19)*				
Minutes.....	21 at SEMO (11/25), vs. EKU (11/29)	Minutes.....	25 at Utah (2/10/19)*				

2020-21 GAME-BY-GAME												
Opponent	Min	FG-A	3PT-A	FT-A	O-D-T	PF	AST	TO	BLK	STL	PTS	AVG
at SEMO*	21	3-7	0-2	1-2	1-0-1	2	2	1	0	3	7	7.0
EKU*	21	3-6	2-4	1-2	2-4-6	1	2	3	1	2	9	8.0
vs. DePaul*	15	2-5	0-1	1-1	0-1-1	3	1	2	0	0	5	7.0
UTM												
at Duke												
UNC												
FSU												
MIAMI												
at Duke												
at UVA												
PITT												
at FSU												
BC												
NCST												
at Wake												
at VT												
SYR												
at BC												
ND												
GT												
at Syr												
at Pitt												
CLEMSON												
at ND												

Junior Year (2020-21)

- Nine points and six rebounds, shooting 2-4 from deep, versus EKU on 11/29.
- Started and finished with seven points, three steals and two assists in first game in UofL uniform at SEMO on 11/25.

Gulf Coast State - Sophomore Year (2019-20)

- Named the 2019-20 NJCAA Division I Women's Basketball Player of the Year.
- Named NJCAA First Team All-American, NJCAA Region VIII Player of the Year and NCJAA Player of the Week (11/4-11/10).
- Led Gulf Coast State with 20.3 points and 2.7 steals per game, while also recording 4.8 rebounds and 2.0 assists per game. She shot 43.9 percent from the floor.
- Led Gulf Coast State to a 23-5 record, including an undefeated 11-win mark at home. The Commodores finished as runner-up in the NJCAA South Atlantic District tournament before earning an at-large selection to the national tournament as the No. 5 seeded team.
- Posted three 30-point performances throughout the season and put up double-digit scoring marks in all but one contest that she participated in.
- Boasted a season-high 39-point performance in the second game of the season in a 97-89 win at Florida SouthWestern.

UCLA - Freshman Year (2018-19)

- Played in 32 games, the most of among freshmen on the team. She averaged 12.6 minutes, 3.0 points and 1.9 rebounds on the year.
- Opened her collegiate career by scoring a career-high 13 points in UCLA's season opener at Loyola Marymount. She shot 6-10 from the floor and added four rebounds.
- Pulled down a career-high seven rebounds against Colorado in UCLA's regular season finale.

High School

- At Mallard Creek High School, she was named First Team All-MeCKa 4A and State Tournament MVP as the Mavericks went 29-1 overall in her junior year.
- The Mavericks fell in the state semifinals after winning the MeCKa 4A title in 2016.
- She averaged 16.5 points, 4.0 rebounds and 4.0 assists per game in 2017.
- Spent her first two seasons prepping at Zebulon B. Vance High School where averaged 21.7 points, 6.6 rebounds, 4.6 steals, 2.0 assists and 1.8 blocks per game as a sophomore, while being named All-League.
- She averaged 19.4 points per game as a freshman.
- Coming out of high school, she was ranked No. 30 in espnW's HoopGurlz rankings and No. 34 by Prospects Nation.

AHLANA SMITH CAREER STATISTICS																					
			Total		3-Point		F-Throws		Rebounds										Scoring		
Season	gp-gs	min/avg	fg-fga	pct	fg-fga	pct	ft-fga	pct	off	def	tot	avg	pf	fo	ast	to	blk	stl	pts	avg	
2018-19*	32-0	403/12.6	40-111	.360	8-36	.222	8-14	.571	20	42	62	1.9	34	0	20	29	8	19	96	3.0	
2020-21	3-3	57/19.0	8-18	.444	2-7	.286	3-5	.600	3	5	8	2.7	6	0	5	6	1	5	21	7.0	
TOTAL	3-3	57/19.0	8-18	.444	2-7	.286	3-5	.600	3	5	8	2.7	6	0	5	6	1	5	21	7.0	
All*	35-3	460/13.1	48-129	.372	10-43	.233	11-19	.579	23	47	70	2.0	40	0	25	35	9	24	117	3.3	

* at UCLA



4 ELIZABETH BALOGUN

Guard | 6-1 | Junior

Chattanooga, Tenn. | Georgia Tech / Hamilton Heights Christian Academy

SEASON HIGHS	CAREER HIGHS	MISC STATS	Season	Career
Points..... 12 vs. ECU (11/29/20)	Points 35 vs. North Carolina (1/31/19)*	Double-Doubles.....	0	3
Reb..... 7 vs. ECU (11/29/20)	Reb. 17 vs. Boston College (1/3/19)*	10-Plus Points.....	1	38
Asst..... 4 vs. ECU (11/29/20)	Asst. 5 vs. Alabama State (12/5/18)*	20-Plus Points.....	0	6
Blocks..... 4 vs. DePaul (12/4/20)	Blocks 6 vs. Syracuse (1/20/19)*	30-Plus Points.....	0	2
Steals 3 vs. ECU (11/29/20)	Steals 5 vs. Houston (11/9/18)*	Team-High Points.....	0	14
FGM 5 vs. ECU (11/29/20)	FGM 12 vs. Seton Hall (12/20/18)*	10-Plus Rebounds.....	0	5
FGA 8 vs. ECU (11/29/20)	FGA..... 22 vs. Florida State (3/3/19)*	Team-High Rebounds.....	0	6
3FGM..... 2 vs. ECU (11/29/20)	3FGM 6 (2 times) latest vs. UNC (1/31/19)*	10-Plus Assists.....	0	0
3FGA 4 vs. ECU (11/29/20)	3FGA 12 (2 times) latest vs. UNC (1/31/19)*	Team-High Assists.....	0	2
FT 2 at SEMO (11/25/20)	FT 7 vs. North Carolina (1/31/19)*	*at Georgia Tech		
FTA 2 at SEMO (11/25/20)	FTA..... 9 vs. North Carolina (1/31/19)*			
Minutes 20 vs. ECU (11/29/20)	Minutes..... 41 vs. Houston (11/9/18)*			

2020-21 GAME-BY-GAME												
Opponent	Min	FG-A	3PT-A	FT-A	O-D-T	PF	AST	TO	BLK	STL	PTS	AVG
at SEMO*	18	1-4	0-3	2-2	1-4-5	0	0	0	3	1	4	4.0
EKU*	20	5-8	2-4	0-0	1-6-7	3	4	2	3	3	12	8.0
vs. DePaul*	11	0-2	0-0	0-0	0-3-3	3	1	2	4	0	0	5.3
UTM												
at Duke												
UNC												
FSU												
MIAMI												
at Duke												
at UVA												
PITT												
at FSU												
BC												
NCST												
at Wake												
at VT												
SYR												
at BC												
ND												
GT												
at Syr												
at Pitt												
CLEMSON												
at ND												

Junior Year (2020-21)

- 12 points, seven rebounds, four assists, three steals and three blocks in 20 minutes vs. ECU on 11/29.
- Named to Miller Award Watch List.

Sophomore Year (2019-20)

- Played in 28 games with 26 starts, ranked fourth on the team with 8.1 points per game and tied for third with 4.6 rebounds per game. Averaged 24.1 minutes and shot 35-109 (.321) from 3-point range.
- Missed games at Pitt and vs. Boston College with ankle injury.
- Missed games vs. FSU and Syracuse because played for Nigeria in the 2020 Women's Olympic Qualifying Tournament in Belgrade, Serbia. She had nine points, three steals, two rebounds and two assists in Nigeria's 85-51 win over Mozambique. Finished the tournament with a 1-2 record and qualified for 2020 Olympics in Tokyo.
- Season-high and team-high 12 rebounds against Virginia.
- Eight points and a team-high nine rebounds in win at North Carolina.
- One of five players in double figures with 10 points on 2-4 shooting from deep at BC.
- Scored first seven points, finished with 15 points on 6-10 shooting. 3-6 from deep, while adding five blocks at Clemson on 1/2.
- 13 points on 5-12 shooting, got offensive putback after missing two free throws to put Louisville up 61-58 vs. Syracuse.
- Played 40 minutes and scored 11 points in 72-62 win over No. 1 Oregon.
- Nine points and 11 rebounds vs. Chattanooga on 11/21.
- 11 points on 3-6 shooting from deep, while adding seven rebounds vs. Murray State on 11/8.
- Scored 15 on 5-6 shooting from 3-point range in Louisville debut vs. WKU on 11/5.
- Named to Citizen Naismith Watch List.
- Picked #23 in espW's Top 25 Player List.
- Named preseason All-ACC by Coaches and Blue Ribbon Panel.

Georgia Tech - Freshman Year (2018-19)

- Named the 2018-19 ACC Freshman of the Year and four times was named ACC Freshman of the Week in her lone season at Georgia Tech
- Started all 30 games for the Yellow Jackets, averaging 14.6 points per game, which led the team and ACC freshman, and ranked eighth in the country among freshmen
- Led Georgia Tech in scoring 13 times, produced six 20-plus point games, two 30-plus point outings and 24 times scored in double figures
- Scored a career-high 35 points at North Carolina, which marked the third highest scoring output for a freshman in Georgia Tech history
- With 437 points last season, Balogun scored the seventh most points as a freshman in Georgia Tech history
- Finished with two double-doubles, recording 18 points and 17 rebounds at Boston College and 13 points and 10 rebounds at Louisville
- She shot 65-194 (.335) from 3-point range to lead the team and connected on at least one 3-pointer in 29 of 30 games
- Twice she knocked down a career-high six 3-pointers, shooting 6-12 at Clemson and 6-12 three games later at North Carolina

High School

- Attended Hamilton Heights Christian Academy in Chattanooga, Tenn.
- Played four years of basketball for Coach Hunt and served as captain two seasons
- Named 2017 McDonald's All American and played 14 minutes in the game, contributing three points on a three-pointer and recording a steal
- Also played in the Jordan Brand Classic game in Brooklyn, N.Y.
- Named All-USA Tennessee Player of the Year by USA Today
- Tabbed to 2017 American Family Insurance All-USA Tennessee Girls Basketball first team
- Capped high school career being tabbed Naismith Trophy High School All-American
- Helped Hamilton Heights to a 2017 USA National Prep School national championship and National Association of Christian Athletes national championship
- Finished runners-up at the Dick's Sporting Goods National Championship
- Ranked as a top 10 recruit by All Star Girls Report at No. 9
- Ranked No. 12 recruit by Blue Star and No. 17 by Prospect Nation

ELIZABETH BALOGUN CAREER STATISTICS																					
			Total		3-Point		F-Throws		Rebounds											Scoring	
Season	gp-gs	min/avg	fg-fga	pct	fg-fga	pct	ft-fta	pct	off	def	tot	avg	pf	fo	ast	to	blk	stl	pts	avg	
2018-19*	30-30	914/30.5	165-409	.403	65-194	.335	42-67	.627	60	92	152	5.1	73	4	48	58	33	49	437	14.6	
2019-20	28-26	674/24.1	87-216	.403	35-109	.321	19-32	.594	35	93	128	4.6	42	0	44	36	34	22	228	8.1	
2020-21	3-3	49/16.3	6-14	.429	2-7	.286	2-2	1.000	2	13	15	5.0	6	0	5	4	10	4	16	5.3	
TOTAL	31-29	723/23.3	93-230	.404	37-116	.319	21-34	.618	37	106	143	4.6	48	0	49	40	44	26	244	7.9	
All*	61-59	1637/26.8	258-639	.404	102-310	.329	63-101	.624	97	198	295	4.8	121	4	97	98	77	75	681	11.2	
* at Georgia Tech																					

* at Georgia Tech



5 MYKASA ROBINSON

Guard | 5-7 | Junior
Ashland, Ky. | Ashland Blazer

SEASON HIGHS		CAREER HIGHS		MISC STATS		Season	Career
Points.....	2 vs. ECU (11/29), vs. DePaul (12/4)	Points.....	7 vs BC (2/27/20)	Double-Doubles.....		0	0
Reb.....	5 vs. ECU (11/29), vs. DePaul (12/4)	Reb.....	8 vs Pitt (1/26/20), at Pitt (2/23/20)	10-Plus Points		0	0
Asst.....	4 at SEMO (11/25), 4 vs. ECU (11/29)	Asst.....	9 vs Notre Dame (2/16/20)	20-Plus Points		0	0
Blocks.....		Blocks.....	1 (6 times) latest vs BC (2/27/20)	30-Plus Points		0	0
Steals	2 at SEMO (11/25/20)	Steals	3 (9 times) latest vs BC (2/27/20)	Team-High Points		0	0
FGM	1 vs. ECU (11/29/20)	FGM	3 (3 times) latest vs. Duke (1/5/20)	10-Plus Rebounds.....		0	0
FGA	4 vs. ECU (11/29/20)	FGA	7 vs BC (2/27/20)	Team-High Rebounds.....		0	2
3FGM.....		3FGM.....	1 at UTC (11/9)	10-Plus Assists		0	0
3FGA.....	1 vs. ECU (11/29/20)	3FGA.....	1 (4 times) latest vs. ECU (11/29/20)	Team-High Assists		0	6
FT	2 vs. DePaul (12/4/20)	FT	7 vs. TSU (12/2)				
FTA	2 vs. DePaul (12/4/20)	FTA	8 (2 times) latest vs. TSU (12/2)				
Minutes.....	20 vs. ECU (11/29/20)	Minutes.....	36 at Pitt (2/23/20)				

2020-21 GAME-BY-GAME

Opponent	Min	FG-A	3PT-A	FT-A	O-D-T	PF	AST	TO	BLK	STL	PTS	AVG
at SEMO	19	0-1	0-0	0-0	3-1-4	3	4	2	0	2	0	0.0
ECU	20	1-4	0-1	0-0	4-1-5	0	4	2	0	0	2	1.0
vs. DePaul	19	0-1	0-0	2-2	3-2-5	4	2	2	0	1	2	1.3
UTM												
at Duke												
UNC												
FSU												
MIAMI												
at Duke												
at UVA												
PITT												
at FSU												
BC												
NCST												
at Wake												
at VT												
SYR												
at BC												
ND												
GT												
at Syr												
at Pitt												
CLEMSON												
at ND												

Junior Year (2020-21)

- Four assists, four rebounds and two steals in season opener at SEMO on 11/25.

Sophomore Year (2019-20)

- Played in 30 games with three starts, averaging 2.7 points, 3.1 rebounds, 2.3 assists and 1.2 steals in 17.7 minutes.
- Scored career-high seven points, while adding five rebounds and five assists and committing just one turnover in 30 minutes vs. Boston College.
- Played career-high 36 minutes at Pitt on 2/23, matching career-high eight rebounds and adding team-high eight assists.
- Matched season-high six points on 3-5 shooting against Notre Dame on 2/16, finishing with a career-high and team-high nine assists. Also tallied seven rebounds in a career-high 30 minutes.
- Made third career start at Syracuse on 2/9, finishing with four points and three steals.
- Finished with five points and four rebounds against Florida State on 2/6.
- Played career-high 28 minutes and finished with six points, six rebounds and three assists at BC.
- Finished with seven assists to set career-high, while adding five rebounds and three steals, at Miami on 1/9/20.
- Had a season high six points on 3-5 shooting against Duke on 1/5.
- Five rebounds and three steals in 22 minutes in double-overtime win at UTM.
- Four points, four rebounds, three steals and two assists in 15 minutes vs. Chattanooga on 11/21. Was also featured on ESPN SportsCenter Top 10 after recording steal and making no-look pass to Norika Konno for layup.

Freshman Year (2018-19)

- Played in 35 of 36 games, averaging 1.7 points and 1.7 rebounds.
- Entered the game trailing 32-22 with 5:34 left to go in the first half vs. NC State, and went on a 22-2 run the rest of the half to enter the locker room with a 44-34 lead. She played five minutes with four fouls, two steals and two turnovers
- Made second career start with 27-minute effort in first round vs. Robert Morris on 3/22.
- Five rebounds and two assists in 16 minutes at Virginia on 2/21.
- Matched season highs with 7 points and three steals at Wake Forest on 1/20.
- Helped spur late Louisville rally with six fourth-quarter points on 3-3 shooting at Notre Dame on 1/10.
- Matched season-high with seven rebounds vs. UT Martin on 12/4.
- Season-high seven points (7-8 FT shooting) and seven rebounds vs. TSU on 12/2.
- Six rebounds and two steals vs. Miami (Ohio) on 11/26.
- Made first career start at Boise State on 11/19.
- Posted five points on 2-2 shooting in 14 minutes at UTC at 11/9.
- Two assists and zero turnovers in 14 minutes in Louisville debut vs. WKU on 11/6.

High School

- As a senior, named Kentucky Association of Basketball Coaches Co-Player of the Year in the 16th region
- Finalist for Kentucky's 2018 Miss Basketball award
- Set the school record in steals while leading Ashland with 17.4 points per game as a senior, added 7.5 rebounds a game
- As a junior, missed all but two games of the 2016-17 season while recovering from offseason ACL surgery
- Averaged 18.8 points and 6.6 rebounds for the Kittens, both team highs, as a sophomore
- As a freshman, she averaged 10.6 points, 3.5 assists, 3.2 rebounds and 2.5 steals, and helped lead Ashland Blazer to a region championship and a trip to the Sweet 16
- Named USA All-State honorable mention as a freshman in 2015, First Team All-State by the Lexington Herald-Leader as a sophomore in 2016 and Third Team All-State by the Lexington Herald-Leader in 2017
- Comes to Louisville as the No. 29-ranked player in the class of 2018, according to espnW HoopGurlz. The five-star prospect is tabbed as the eighth-best player at the guard position
- Chose Louisville over Michigan State, Ole Miss, Ohio State, Virginia Tech, Dayton, Colorado and Kentucky

MYKASA ROBINSON CAREER STATISTICS

			Total		3-Point		F-Throws		Rebounds											Scoring	
Season	gp-gs	min/avg	fg-fga	pct	fg-fga	pct	ft-fta	pct	off	def	tot	avg	pf	fo	ast	to	blk	stl	pts	avg	
2018-19	35-2	373/10.7	19-43	.442	1-2	.500	19-38	.500	23	36	59	1.7	43	0	18	29	2	20	58	1.7	
2019-20	30-3	530/17.7	31-66	.470	0-1	.000	18-31	.581	36	56	92	3.1	48	1	69	39	4	35	80	2.7	
2020-21	3-0	58/19.3	1-6	.167	0-1	.000	2-2	1.000	10	4	14	4.7	7	0	10	6	0	3	4	1.3	
TOTAL	68-5	961/14.1	51-115	.443	1-4	.250	39-71	.549	69	96	165	2.4	98	1	97	74	6	58	142	2.1	



10 HAILEY VAN LITH

Guard | 5-7 | Freshman
Wenatchee, Wash. | Cashmere

SEASON HIGHS		MISC STATS		Season	Career
Points.....	21 vs. DePaul (12/4/20)	Double-Doubles.....	1	1	
Reb.....	11 vs. ECU (11/29/20)	10-Plus Points.....	3	3	
Asst.....	1 three times	20-Plus Points.....	2	2	
Blocks.....	2 vs. ECU (11/29/20)	30-Plus Points.....	0	0	
Steals.....	2 vs. ECU (11/29/20)	Team-High Points.....	2	2	
FGM.....	8 vs. DePaul (12/4/20)	10-Plus Rebounds.....	1	1	
FGA.....	13 vs. ECU (11/29/20)	Team-High Rebounds.....	2	2	
3FGM.....	5 vs. ECU (11/29/20)	10-Plus Assists.....	0	0	
3FGA.....	9 vs. ECU (11/29/20)	Team-High Assists.....	0	0	
FT.....	2 vs. DePaul (12/4/20)				
FTA.....	3 vs. DePaul (12/4/20)				
Minutes.....	28 at SEMO (11/25/20)				

2020-21 GAME-BY-GAME														
Opponent	Min	FG-A	3PT-A	FT-A	O-D-T	PF	AST	TO	BLK	STL	PTS	AVG		
at SEMO*	28	6-12	1-3	0-0	3-5-8	3	1	2	1	1	13	13.0		
ECU*	27	7-13	5-9	1-2	4-7-11	1	1	11	2	2	20	18.5		
vs. DePaul*	25	8-11	3-5	2-3	0-4-4	4	1	1	1	1	21	18.0		
UTM														
at Duke														
UNC														
FSU														
MIAMI														
at Duke														
at UVA														
PITT														
at FSU														
BC														
NCST														
at Wake														
at VT														
SYR														
at BC														
ND														
GT														
at Syr														
at Pitt														
CLEMSON														
at ND														


Freshman Year (2020-21)

- Team-high 21 points on 8-11 shooting, 3-5 from deep, vs. DePaul on 12/4.
- Team-high 20 points and 11 rebounds, while shooting 5-9 from deep, in win over ECU on 11/29.
- 13 points and team-high 8 rebounds in 28 minutes in collegiate debut at SEMO on 11/25
- Named to Preseason ACC Newcomer Watch List.
- Named to Lieberman Watch List.
- Named to Naismith Trophy Watch List.

High School

- Named a 2020 McDonald's All-American.
- One of five players named 2020 to the Jersey Mike's Naismith National High School All-American First Team.
- Named 2020 Naismith Trophy Player of the Year Finalist.
- Named 2020 Gatorade and MaxPreps Player of the Year in the state of Washington.
- Also named USA Today All-USA first team, All-USA Washington first team (2019), Naismith High School All-America honorable mention (2019), Washington Interscholastic Activities Association Class 1A MVP (2018, 2019), Washington State Class 1A Player of the Year (2018, 2019) and WIAA All-State Class 1A first team (2017, 2018, 2019).
- Ranked as the No. 2 prospect in the nation by Prospect Nation and No. 7 overall by espnW HoopGurlz.
- As a senior, helped lead Cashmere High School to a 24-1 record and a trip to the WIAA 2020 Girls Basketball Hardwood Classic 1A championship game. She averaged 33.8 points, 9.5 rebounds and 4.7 assists per game.
- A member of the U19 USA squad that won a gold medal in the 2019 FIBA World Cup. She has been a part of four USA gold medal teams (2019 FIBA U19 World Cup, 2019 FIBA 3x3 U18 World Cup, 2018 Youth Olympic Games, 2018 FIBA U17 World Cup).
- Named 2019 FIBA 3x3 U18 World Cup MVP and 2018 USA Basketball 3x3 U18 National Championship MVP. She competed alongside Olivia Cochran in leading the USA to gold at the 2019 FIBA 3x3 U18 World Cup in Ulaanbaatar, Mongolia and scored a tournament sixth-best 36 points over seven games.
- As a junior, she helped lead Cashmere to a 23-3 record and the Washington Class 1-A state semifinals. She averaged 34.4 points, 8.3 rebounds, 5.2 steals and 4.9 assists a game. She scored more than 2,000 points after her junior season and set every major statistics record at Cashmere with one year to play, including single-game records for points (52) and 3-point field goals made (12).
- Picked Louisville over Baylor.

Hailey Van Lith Career Statistics																					
Season			gp-gs		min/avg		Total		3-Point		F-Throws			Rebounds				Scoring			
			fg-fga	pct	fg-fga	pct	ft-fta	pct	off	def	tot	avg	pf	fo	ast	to	blk	stl	pts	avg	
2020-21		3-3	80/26.7	21-36	.583	9-17	.529	3-5	.600	7	16	23	7.7	8	0	3	4	4	4	54	18.0
TOTAL		3-3	80/26.7	21-36	.583	9-17	.529	3-5	.600	7	16	23	7.7	8	0	3	4	4	4	54	18.0



11 NORIKA KONNO

Guard | 5-10 | Sophomore
Sendai, Japan | Seiwa

SEASON HIGHS		CAREER HIGHS		MISC STATS		Season	Career
Points.....	6 at SEMO (11/25), vs. ECU (11/29)	Points.....	11 vs. UTC (11/21)	Double-Doubles.....	0	0	
Reb.....	4 at SEMO (11/25/20)	Reb.....	4 (3 times) latest at SEMO (11/25)	10-Plus Points.....	0	1	
Asst.....	3 vs. ECU (11/29/20)	Asst.....	6 vs. BSU (11/24)	20-Plus Points.....	0	0	
Blocks.....	3 vs. DePaul (12/4/20)	Blocks.....	3 vs. DePaul (12/4/20)	30-Plus Points.....	0	0	
Steals.....	3 vs. DePaul (12/4/20)	Steals.....	3 vs. DePaul (12/4/20)	Team-High Points.....	0	0	
FGM.....	2 at SEMO (11/25), vs. ECU (11/29)	FGM.....	4 (3 times) latest at Miami (1/9/20)	10-Plus Rebounds.....	0	0	
FGA.....	6 vs. DePaul (12/4/20)	FGA.....	9 vs. UTC (11/21)	Team-High Rebounds.....	0	0	
3FGM.....	1 at SEMO (11/25/20)	3FGM.....	1 (4 times) latest at SEMO (11/25/20)	10-Plus Assists.....	0	0	
3FGA.....	2 vs. ECU (11/29/20)	3FGA.....	4 vs. Murray St (11/8), vs. UTC (11/21)	Team-High Assists.....	0	2	
FT.....	2 vs. ECU (11/29/20)	FT.....	3 (two times) latest vs. BSU (11/24)				
FTA.....	3 at SEMO (11/25/20)	FTA.....	4 (two times) latest vs. BSU (11/24)				
Minutes.....	16 vs. DePaul (12/4/20)	Minutes.....	28 at OSU (12/5)				

2020-21 GAME-BY-GAME															
Opponent	Min	FG-A	3PT-A	FT-A	O-D-T	PF	AST	TO	BLK	STL	PTS	AVG			
at SEMO	14	2-3	1-1	1-3	3-1-4	0	0	2	2	1	6	6.0			
ECU	12	2-5	0-2	2-2	0-0-0	2	3	1	0	1	6	6.0			
vs. DePaul	16	1-6	0-1	0-0	1-1-2	1	2	2	3	3	2	4.7			
UTM															
at Duke															
UNC															
FSU															
MIAMI															
at Duke															
at UVA															
PITT															
at FSU															
BC															
NCST															
at Wake															
at VT															
SYR															
at BC															
ND															
GT															
at Syr															
at Pitt															
CLEMSON															
at ND															

- Sophomore Year (2020-21)**
- Six points, four rebounds and two blocks in season opener at SEMO on 11/25.
- Freshman Year (2019-20)**
- Played in 16 games, averaging 4.6 points, 1.9 assists 1.6 rebounds.
 - Missed the last 14 games with a knee injury.
 - Scored nine points, all in the fourth quarter, on 4-7 shooting, while adding three assists at Miami.
 - Played pivotal minutes after Jazmine Jones got in foul trouble and finished with six points on 3-4 shooting in 72-62 win over Oregon.
 - Career-high 11 points and team-high four assists vs. Chattanooga on 11/21.
 - Led the team with five assists, while adding four points and four rebounds against Murray State on 11/8.
 - Scored nine points in her collegiate debut against WKU.
- High School**
- The 5-foot-10 shooting guard from Seiwa High School in Sendai, Japan, has an impressive resume of international experience.
 - Was a member of the U18 and U19 Japanese National Teams.
 - Helped the 2018 team win a silver medal at the U18 Women's Asian Championships. She recorded 10-plus points in four of five games, including 19 points on 8-of-12 shooting, vs. China. She finished the tournament averaging 13.0 points, 4.0 rebounds and 2.5 assists per game.
 - Helped the 2019 team to a trip to the quarterfinals at the U19 World Cup. She recorded 10-plus points in three of six games, averaging 8.3 points, 3.7 rebounds and 1.9 assists.
 - She was also a member of the 3-on-3 team from Japan that won a silver medal in the 2018 Asian Games. In her best game during the tournament, she had 28 points, nine rebounds, three assists and three steals.

NORIKA KONNO CAREER STATISTICS																					
			Total		3-Point		F-Throws		Rebounds											Scoring	
Season	gp-gs	min/avg	fg-fga	pct	fg-fga	pct	ft-fta	pct	off	def	tot	avg	pf	fo	ast	to	blk	stl	pts	avg	
2019-20	16-0	242/15.1	29-71	.408	3-24	.125	12-14	.857	13	13	26	1.6	18	0	30	21	1	3	73	4.6	
2020-21	3-0	42/14.0	5-14	.357	1-4	.250	3-5	.600	4	2	6	2.0	3	0	5	5	5	5	14	4.7	
TOTAL	19-0	284/14.9	34-85	.400	4-28	.143	15-19	.789	17	15	32	1.7	21	0	35	26	6	8	87	4.6	



13 MERISSAH RUSSELL

Guard | 5-11 | Freshman
Ottawa, Ontario | Cairine Wilson

SEASON HIGHS		MISC STATS	Season	Career
Points.....	8 at SEMO (11/25/20)	Double-Doubles.....	0	0
Reb.....	5 at SEMO (11/25), at DePaul (12/4)	10-Plus Points.....	0	0
Asst.....	3 vs. DePaul (12/4/20)	20-Plus Points.....	0	0
Blocks.....	1 vs. DePaul (12/4/20)	30-Plus Points.....	0	0
Steals.....	2 vs. ECU (11/29/20)	Team-High Points.....	0	0
FGM.....	3 at SEMO (11/25/20)	10-Plus Rebounds.....	0	0
FGA.....	10 vs. ECU (11/29/20)	Team-High Rebounds.....	0	0
3FGM.....		10-Plus Assists.....	0	0
3FGA.....	4 vs. ECU (11/29/20)	Team-High Assists.....	0	0
FT.....	2 at SEMO (11/25/20)			
FTA.....	3 at SEMO (11/25/20)			
Minutes.....	19 at SEMO (11/25/20)			

2020-21 GAME-BY-GAME															
Opponent	Min	FG-A	3PT-A	FT-A	O-D-T	PF	AST	TO	BLK	STL	PTS	AVG			
at SEMO	19	3-4	0-1	2-3	4-1-5	1	1	0	0	1	8	8.0			
ECU	15	2-10	0-4	0-0	2-2-4	3	1	1	0	2	4	6.0			
vs. DePaul	13	0-1	0-0	1-2	1-4-5	3	3	2	1	0	1	4.3			
UTM															
at Duke															
UNC															
FSU															
MIAMI															
at Duke															
at UVA															
PITT															
at FSU															
BC															
NCST															
at Wake															
at VT															
SYR															
at BC															
ND															
GT															
at Syr															
at Pitt															
CLEMSON															
at ND															

Freshman Year (2020-21)

- Eight points on 3-4 shooting and five rebounds in 19 minutes in collegiate debut at SEMO on 11/25

High School

- Ranked as the 29th best guard by ESPNW. She is listed as a four-star prospect by Prospects Nation and is rated No. 54 overall by PASS Scouting Service.
- Played for Canada's U19 team at the 2019 FIBA Women's Basketball World Cup in Bangkok, Thailand. She helped lead Canada to the quarterfinals, where they fell to eventual champion USA and head coach Jeff Walz. She finished the tournament averaging 6.4 points, 4.0 rebounds and 1.3 assists.
- Also a member of Canada's Senior National team and participated as the youngest player on the roster in a five-game European exhibition tour in Belgium and Great Britain.
- Was named the MVP of the first ever BioSteele All Canadian Girls Game in April, the Canadian version of the McDonald's All-American game. She finished with 30 points, 10 rebounds and three steals in that game which featured the top 24 female high school players in Canada.

MERISSAH RUSSELL CAREER STATISTICS																			
Season	gp-gs	min/avg	Total		3-Point		F-Throws		Rebounds										Scoring
			fg-fga	pct	fg-fga	pct	ft-fta	pct	off	def	tot	avg	pf	fo	ast	to	blk	stl	pts avg
2020-21	3-0	47/15.7	5-15	.333	0-5	.000	3-5	.600	7	7	14	4.7	7	0	5	3	1	3	13 4.3
TOTAL	3-0	47/15.7	5-15	.333	0-5	.000	3-5	.600	7	7	14	4.7	7	0	5	3	1	3	13 4.3



14 KIANNA SMITH

Guard | 6-0 | Redshirt-Junior
Moreno Valley, Calif. | California / Troy

SEASON HIGHS	CAREER HIGHS	MISC STATS	Season	Career
Points..... 21 vs. DePaul (12/4/20)	Points 21 vs. DePaul (12/4/20)	Double-Doubles.....	0	0/1
Reb..... 6 vs. DePaul (12/4/20)	Reb. 7 vs WSU (1/14/18)*, vs. Wash (1/12/18)*	10-Plus Points	1	1/25
Asst..... 36vs. DePaul (12/4/20)	Asst. 12 vs. Manhattan (11/24/17)*	20-Plus Points	1	1/3
Blocks..... 1 vs. DePaul (12/4/20)	Blocks 3 vs. Arizona State (2/22/19)*	30-Plus Points	0	0/0
Steals 2 vs. DePaul (12/4/20)	Steals 3 vs. Stanford (2/17/18)*	Team-High Points	1	1/3
FGM 9 vs. DePaul (12/4/20)	FGM 9 vs. Virginia (3/18/18)*, vs. DePaul (12/4/20)	10-Plus Rebounds.....	0	0/0
FGA 14 vs. DePaul (12/4/20)	FGA 15 vs. Harvard (12/30/18)*	Team-High Rebounds.....	0	0/0
3FGM 3 vs. DePaul (12/4/20)	3FGM 5 vs. Oregon (2/8/19)*	10-Plus Assists	0	0/2
3FGA 7 vs. DePaul (12/4/20)	3FGA 9 at Washington State (3/3/19)*	Team-High Assists.....	0	0/24
FT	FT 4 (3 times) latest vs. Tulane (11/23/18)*	*at Cal		
FTA	FTA 4 (8 times) latest vs. Baylor (3/25/19)*			
Minutes..... 22 vs. DePaul (12/4/20)	Minutes..... 40 (four times) latest vs. Baylor (3/25/19)			

2020-21 GAME-BY-GAME																
Opponent	Min	FG-A	3PT-A	FT-A	O-D-T	PF	AST	TO	BLK	STL	PTS	AVG				
at SEMO							DNP									
EKU							DNP									
vs. DePaul	22	9-14	3-7	0-0	1-5-6	2	6	1	1	2	21	21.0				
UTM																
at Duke																
UNC																
FSU																
MIAMI																
at Duke																
at UVA																
PITT																
at FSU																
BC																
NCST																
at Wake																
at VT																
SYR																
at BC																
ND																
GT																
at Syr																
at Pitt																
CLEMSON																
at ND																

Redshirt Junior Year (2020-21)

- Team-high 21 points on 9-14 shooting, 3-7 from deep, while adding six rebounds and six steals in debut vs. DePaul on 12/4.
- Named to Preseason ACC Newcomer Watch List.

Junior Year (2019-20)

- Sat out 2019-20 season due to NCAA transfer rules.

California - Sophomore Year (2018-19)

- In two seasons at Cal she scored 600 points, knocked down 91 3-pointers and dished out 244 assists, while helping the Bears to two 20-win seasons and two trips to the NCAA Tournament
- Was named Pac-12 All-Academic honorable mention for her strong performance on the court and in the classroom
- In addition to putting up a 3.29 cumulative GPA, she started all 33 games for the Bears, while averaging a career-high 9.8 points per game
- Finished with 14 double-figure scoring games and matched a career-high with 20 points, while shooting 5-6 from 3-point range against Oregon
- Led the team with 18 points on 7-13 shooting, 2-4 from deep, in California's second round loss in the NCAA Tournament to eventual national champion Baylor
- Connected on at least one 3-pointer in 28 of 33 games, while shooting a career-best 35 percent from downtown and knocking down a career-best 55 threes


California - Freshman Year (2017-18)

- Named to the Pac-12 All-Freshman Team after playing in all 32 games, making 31 starts
- Finished fourth on the team in scoring at 8.6 points per game while leading the team with 4.8 assists per game
- Scored a career-high 20 points against Virginia in the First Round of the 2018 NCAA Tournament, going 9-14 from the floor while adding eight assists
- Ranked seventh in the Pac-12 in assists per game while leading all conference freshmen in the category
- Finished the year ranked third among all freshman in Division I with 4.8 assists per game and ranked fifth among all Division I freshmen with a 2.05 assist-to-turnover ratio
- Scored double-figures in four of Cal's final six games of the season, also adding 36 assists and just 13 turnovers over that same span
- Named Pac-12 and USBWA National Freshman of the week after scoring 14 points and adding 8 assists in Cal's win over Kentucky while committing just 1 turnover
- Dished out a career-high 12 assists in Cal's win over Manhattan, while shooting 4-5 from beyond the arc and scoring a then career-best 17 points for her first collegiate double-double
- Scored 16 points in Cal's upset over No. 14 Stanford, going 7-11 from the floor and adding a career-best three steals

High School

- Attended Troy High School in Fullerton, Calif.
- ESPN HoopGurlz five-star prospect, No. 17 overall prospect in the nation and fifth-ranked guard in the 2017 class
- McDonald's All-American Team selection in 2017
- First-team All-State, All-CIF and All-Orange County in 2016
- Ranked No. 27 overall in 2017 class according to Prospects Nation
- Averaged 21.3 points, 5.5 rebounds, 3.7 assists and 2.6 steals per game during senior season and led Troy to CIF Open Division semifinals (2016-17)
- Played club ball for West Coast Premiere

KIANNA SMITH CAREER STATISTICS																					
Season	gp-gs		min/avg		Total		3-Point		F-Throws		Rebounds										
					fg-fga	pct	fg-fga	pct	ft-fta	pct	off	def	tot	avg	pf	fo	ast	to	blk	stl	Scoring
2017-18*	32	31	1017	31.8	108-280	.386	36-113	.319	24-35	.686	14	73	87	2.7	66	0	152	74	6	24	276 8.6
2018-19*	33	33	1113	33.7	125-313	.399	55-157	.350	19-29	.655	20	59	79	2.4	72	1	92	55	15	20	324 9.8
2020-21	1	0	22	22.0	9-14	.643	3-7	.429	0-0	.000	1	5	6	6.0	2	0	6	1	1	2	21 21.0
																					* at Cal



22 ELIZABETH DIXON

Forward | 6-5 | Junior
Memphis, Tenn. | Georgia Tech / Ridgeway

SEASON HIGHS	CAREER HIGHS	MISC STATS	Season	Career
Points..... 12 vs. DePaul (12/4/20)	Points 22 vs. Duke (1/10/19), vs. WF (2/10/19)*	Double-Doubles.....	0	1/5
Reb 8 vs. ECU (11/29/20)	Reb. 17 vs. Duke (1/10/19)*	10-Plus Points	1	4/23
Asst.....	Asst. 4 vs. Duke (1/10/19)*	20-Plus Points	0	0/3
Blocks..... 1 at SEMO (11/25), vs. DePaul (12/4)	Blocks 4 vs. Duke (1/10/19)*	30-Plus Points	0	0/0
Steals 1 vs. ECU (11/29/20)	Steals 4 vs. Alabama State (12/5/18)*	Team-High Points	0	0/7
FGM 6 vs. DePaul (12/4/20)	FGM 9 vs. Duke (1/10/19)*	10-Plus Rebounds.....	0	1/5
FGA 6 vs. ECU (11/29), vs. DePaul (12/4)	FGA..... 14 vs. Clemson (2/21/19)*	Team-High Rebounds.....	0	2/8
3FGM.....	3FGM	10-Plus Assists.....	0	0/0
3FGA.....	3FGA	Team-High Assists.....	0	0/0
FT 2 at SEMO (11/25/20)	FT 9 vs. Pitt (2/7/19)*	*at Georgia Tech		
FTA 3 at SEMO (11/25/20)	FTA..... 10 vs. Pitt (2/7/19)*			
Minutes..... 22 vs. ECU (11/29/20)	Minutes..... 43 vs. Wake Forest (2/10/19)*			

2020-21 GAME-BY-GAME												
Opponent	Min	FG-A	3PT-A	FT-A	O-D-T	PF	AST	TO	BLK	STL	PTS	AVG
at SEMO	13	0-4	0-0	2-3	3-2-5	2	0	0	1	0	2	2.0
ECU	22	3-6	0-0	0-0	4-4-8	0	0	0	0	1	6	4.0
vs. DePaul	9	6-6	0-0	0-0	2-2-4	1	0	3	1	0	12	6.7
UTM												
at Duke												
UNC												
FSU												
MIAMI												
at Duke												
at UVA												
PITT												
at FSU												
BC												
NCST												
at Wake												
at VT												
SYR												
at BC												
ND												
GT												
at Syr												
at Pitt												
CLEMSON												
at ND												

Junior Year (2020-2021)

- Scored 12 points on 6-6 shooting while adding four rebounds in just nine minutes vs. DePaul on 12/4.
- Six points and eight rebounds in 22 minutes vs. ECU on 11/29.

Sophomore Year (2019-2020)

- Played in all 32 games with four starts, averaging 4.4 points, 3.6 rebounds, while shooting 49.6 percent from the floor.
- Six points and nine rebounds in 25 minutes vs. Syracuse.
- Had a team-high seven rebounds, while adding six points against Notre Dame on 2/16.
- Seven points on 3-4 shooting and recorded a season-high three blocks at Notre Dame.
- Eight points on 4-4 shooting and two blocks at North Carolina.
- Nine points on 4-5 shooting, while adding five rebounds at Miami.
- 15 points on 6-7 shooting against Boise State.
- In her debut as a Cardinal vs. WKU, had her fifth career double-double with team-high 13 rebounds, while adding 10 points.

Georgia Tech - Freshman Year (2018-19)

- Named to the All-ACC Freshman team and three times was named ACC Freshman of the Week.
- Started all 30 games for the Yellow Jackets and was second on the team and first among ACC freshmen in rebounding with 6.4 per game.
- She ranked third on the team in scoring with 11.0 points per game.
- Seven times she led the team in scoring and six times led the team in rebounds.
- She scored in double figures 19 times and had three 20-plus point scoring games.
- She finished the year with 192 rebounds, which ranks fourth all-time among freshmen in Georgia Tech history.
- Recorded her first career double-double in just her third game with 13 points and 10 rebounds vs. Western Carolina.
- She finished with four double-doubles on the season and against Duke on Jan. 10, she recorded her fourth double-double of the year with a career-high 22 points to go with a personal-best 17 rebounds.

High School

- Attended Ridgeway High School in Memphis, Tenn.
- Multi-sport athlete at Ridgeway, competing in basketball and track and field.
- Played three seasons of basketball with coach Rhonda Kendall and one year with coach Cedric Lewis.
- Helped her team capture the district tournament in 2014-15.
- Two-time all-state, all district and all region in 2016-17 and 2017-18.
- Tabbed All USA Tennessee second team by USA Today in 2016-17.
- Named to the all USA Tennessee first team as a senior by USA Today.
- 2018 Ms. Basketball finalist.
- Named McDonald's All American and Jordan Brand Classic honoree.
- Came off the bench in the McDonald's All American Game to contribute five rebounds, four points, three blocks, two assists and a steal in 13 minutes.
- Competed in distance for one year in track and field.

ELIZABETH DIXON CAREER STATISTICS																					
Season	gp-gs	min/avg	Total		3-Point		F-Throws		Rebounds											Scoring	
			fg-fga	pct	fg-fga	pct	ft-fta	pct	off	def	tot	avg	pf	fo	ast	to	blk	stl	pts	avg	
2018-19*	30-30	768/25.6	130-254	.512	0-0	.000	70-98	.714	103	89	192	6.4	78	4	25	77	33	18	330	11.0	
2019-20	32-4	461/14.4	56-113	.496	0-1	.000	29-45	.644	61	54	115	3.6	53	0	9	32	21	8	141	4.4	
2020-21	3-0	44/14.7	9-16	.563	0-0	.000	2-3	.667	9	8	17	5.7	3	0	0	3	2	1	20	6.7	
TOTAL	35-4	505/14.4	65-129	.504	0-1	.000	31-48	.646	70	62	132	3.8	56	0	9	35	23	9	161	4.6	
All*	65-34	1273/19.6	195-383	.509	0-1	.000	101-146	.692	173	151	324	5.0	134	4	34	112	56	27	491	7.6	
																			* at Georgia Tech		
2 NCAA RUNNER-UPS (2009, 2013) 3 FINAL FOURS (2009, 2013, 2018) 5 ELITE EIGHTS 9 SWEET 16'S 22 NCAA TOURNAMENTS																					
23																					



31 NYAH GREEN

Guard | 6-1 | Redshirt-Freshman
Allen, Texas | Allen

SEASON HIGHS	
Points.....	6 vs. DePaul (12/4/20)
Reb.....	5 vs. ECU (11/29/20)
Asst.....	1 vs. DePaul (12/4/20)
Blocks.....	
Steals.....	
FGM.....	3 vs. DePaul (12/4/20)
FGA.....	6 vs. ECU (11/29), vs. DePaul (12/4)
3FGM.....	1 vs. ECU (11/29/20)
3FGA.....	3 vs. ECU (11/29/20)
FT.....	
FTA.....	
Minutes.....	16 vs. DePaul (12/4/20)

MISC STATS	Season	Career
Double-Doubles.....	0	0
10-Plus Points.....	0	0
20-Plus Points.....	0	0
30-Plus Points.....	0	0
Team-High Points.....	0	0
10-Plus Rebounds.....	0	0
Team-High Rebounds.....	0	0
10-Plus Assists.....	0	0
Team-High Assists.....	0	0

2020-21 GAME-BY-GAME														
Opponent	Min	FG-A	3PT-A	FT-A	O-D-T	PF	AST	TO	BLK	STL	PTS	AVG		
at SEMO	10	0-3	0-1	0-0	1-0-1	1	0	2	0	0	0	0.0		
ECU	12	2-6	1-3	0-0	2-1-3	2	0	0	0	0	5	2.5		
vs. DePaul	16	3-6	0-0	0-0	1-3-4	2	1	0	0	0	6	3.7		
UTM														
at Duke														
UNC														
FSU														
MIAMI														
at Duke														
at UVA														
PITT														
at FSU														
BC														
NCST														
at Wake														
at VT														
SYR														
at BC														
ND														
GT														
at Syr														
at Pitt														
CLEMSON														
at ND														

- Redshirt Freshman Year (2020-21)**
- Six points and four rebounds in 16 minutes vs. DePaul on 12/4.
 - Scored five points, 1-3 from deep, in win over ECU on 11/29, marked her first career collegiate points.
 - Recorded a rebound in first career collegiate game at SEMO on 11/25.
- Freshman Year (2019-20)**
- Redshirted
 - Named to Preseason ACC Newcomer Watch List
- High School**
- Comes to Louisville as a five-star prospect and the No. 12-ranked player, seventh-best guard, in the class of 2019, according to espnW HoopGurlz
 - Named McDonald's All-American, finished with four points and three rebounds in 16 minutes.
 - She is ranked seventh overall and as the third-best guard by Prospects Nation
 - She led Bishop Lynch to a TAPPS 6A state runner-up as a junior, averaging 18.7 points, 8.0 rebounds and 2.1 assists in 37 games
 - Was named TAPPS 1-6A MVP and MaxPreps High School Girls Basketball All-American Team honorable mention
 - Averaged 14.9 points and 5.0 rebounds as a sophomore when Bishop Lynch won the TAPPS 6A state championship. She was a first-team all-state selection
 - Transferred to Allen High School for her senior season, the school she attended as a freshman
 - Named to the Citizen Naismith High School Girls' Watch List
 - Green chose Louisville over LSU, Baylor, South Carolina and Tennessee

NYAH GREEN CAREER STATISTICS																							
Season			gp-gs		min/avg		Total		3-Point		F-Throws		Rebounds									Scoring	
			fg-fga	pct	fg-fga	pct	ft-fta	pct	off	def	tot	avg	pf	fo	ast	to	blk	stl	pts	avg			
2020-21		3-0	38/12.7		5-15	.333	1-4	.250	0-0	.000	4	4	8	2.7	5	0	1	2	0	0	11	3.7	
TOTAL		3-0	38/12.7		5-15	.333	1-4	.250	0-0	.000	4	4	8	2.7	5	0	1	2	0	0	11	3.7	



44 OLIVIA COCHRAN

Forward | 6-3 | Freshman
Columbus, Ga. | Carver

SEASON HIGHS	MISC STATS	Season	Career
Points..... 19 vs. DePaul (12/4/20)	Double-Doubles.....	1	1
Reb..... 10 vs. DePaul (12/4/20)	10-Plus Points.....	3	3
Asst..... 2 vs. DePaul (12/4/20)	20-Plus Points.....	0	0
Blocks..... 1 at SEMO (11/25), vs. EKU (11/29)	30-Plus Points.....	0	0
Steals..... 1 at SEMO (11/25/20)	Team-High Points.....	1	1
FGM..... 8 vs. DePaul (12/4/20)	10-Plus Rebounds.....	1	1
FGA..... 9 at SEMO (11/25), vs. DePaul (12/4)	Team-High Rebounds.....	2	2
3FGM.....	10-Plus Assists.....	0	0
3FGA..... 1 at SEMO (11/25/20)	Team-High Assists.....	0	0
FT..... 9 at SEMO (11/25/20)			
FTA..... 10 at SEMO (11/25/20)			
Minutes..... 23 vs. DePaul (12/4/20)			

2020-21 GAME-BY-GAME														
Opponent	Min	FG-A	3PT-A	FT-A	O-D-T	PF	AST	TO	BLK	STL	PTS	AVG		
at SEMO*	18	4-9	0-1	9-10	3-5-8	2	1	2	1	1	17	17.0		
EKU*	16	5-7	0-0	5-6	3-2-5	1	1	1	1	0	15	16.0		
vs. DePaul*	23	8-9	0-0	3-4	3-7-10	2	2	2	0	0	19	17.0		
UTM														
at Duke														
UNC														
FSU														
MIAMI														
at Duke														
at UVA														
PITT														
at FSU														
BC														
NCST														
at Wake														
at VT														
SYR														
at BC														
ND														
GT														
at Syr														
at Pitt														
CLEMSON														
at ND														

Freshman Year (2020-21)

- Recorded first career double-double with 19 points and 10 rebounds, while shooting 8-9 from floor, vs. DePaul on 12/4.
- Team-high 17 points and eight rebounds, while shooting 9-10 from the free throw line, in just 18 minutes in collegiate debut at SEMO on 11/25

High School

- Named a 2020 McDonald's All-American.
- Named 2020 Jersey Mike's Naismith National High School All-American honorable mention.
- Comes to Louisville as the No. 18-ranked player in the class of 2020, according to espnW HoopGurlz.
- The five-star prospect is tabbed as the fourth-best player at the forward position.
- Prospects Nation ranked her No. 10 overall and as the third-best forward, while she is ranked No. 26 by PASS Scouting Service.
- Competed alongside Hailey Van Lith in leading the USA to gold at the 2019 FIBA 3x3 U18 World Cup in Ulaanbaatar, Mongolia and scored 41 points, which ranked fourth among all competitors in the 20-team field.
- Named a first team Class 4-A All-State selection by the Atlanta Journal Constitution in 2018 and 2019, while being named honorable mention as a freshman in 2017.
- Was also named Georgia Class 4A All-State in 2018 and 2019.
- Was named Ledger-Enquirer All-Bi-City Player of the Year in 2019, while also being named to the first team in 2018 and 2019 and the second team in 2017.
- As a junior, she led Carver to their first ever Class 4-A state title. She averaged 26.0 points, 16.0 rebounds and eight blocked shots a game. She had 15 points and 11 rebounds in the state title game to cap a 32-0 season.
- Named to the 2020 Naismith Trophy Girls High School Player of the Year Preseason Watch List.

OLIVIA COCHRAN CAREER STATISTICS																			
Season	gp-gs	min/avg	Total		3-Point		F-Throws		Rebounds									Scoring	
			fg-fga	pct	fg-fga	pct	ft-fta	pct	off	def	tot	avg	pf	fo	ast	to	blk	stl	pts avg
2020-21	3-3	57/19.0	17-25	.680	0-1	.000	17-20	.850	9	14	23	7.7	5	0	4	5	2	1	51 17.0
TOTAL	3-3	57/19.0	17-25	.680	0-1	.000	17-20	.850	9	14	23	7.7	5	0	4	5	2	1	51 17.0



Official Basketball Box Score -- Game Totals -- Final Statistics
#5 Louisville vs Southeast Missouri
 11-25-20 2 p.m. at Show Me Center -- Cape Girardeau, Mo.



Official Basketball Box Score -- Game Totals -- Final Statistics
Eastern Ky. vs Louisville
 11/29/20 1:00 pm at Louisville, KY



#5 Louisville 74 • 1-0

#	Player		Total			3-Ptr			Rebounds			PF	TP	A	TO	Blk	Stl	Min	
			FG	FGA	FT	FG	FGA	FT	FTA	Off	Def								Tot
44	Olivia Cochran	f	4-9	0-1	9-10	3	5	8	2	17	1	2	1	1	18				
01	Dana Evans	g	6-15	0-5	3-4	0	2	2	1	15	6	2	1	1	32				
02	Ahlana Smith	g	3-7	0-2	1-2	1	0	1	2	7	2	1	0	3	21				
04	Elizabeth Balogun	g	1-4	0-3	2-2	1	4	5	0	4	0	0	3	1	18				
10	Hailey Van Lith	g	6-12	1-3	0-0	3	5	8	3	13	1	2	1	1	28				
00	Ramani Parker		1-2	0-0	0-0	1	3	4	2	2	0	3	1	0	8				
05	Mykasa Robinson		0-1	0-0	0-0	3	1	4	3	0	4	2	0	2	19				
11	Norika Konno		2-3	1-1	1-3	3	1	4	0	6	0	2	2	1	14				
13	Merissah Russell		3-4	0-1	2-3	4	1	5	1	8	1	0	0	1	19				
22	Elizabeth Dixon		0-4	0-0	2-3	3	2	5	2	2	0	0	1	0	13				
31	Nyah Green		0-3	0-1	0-0	1	0	1	1	0	0	2	0	0	10				
Team								1	2	3									
Totals				26-64	2-17	20-27	24	26	50	17	74	15	16	10	11	200			
1st - FG %:			7-16	43.8%	2nd - FG %:	8-17	47.1%	3rd - FG %:	6-16	37.5%	4th - FG %:	5-15	33.3%	Game: 26-64		40.6%	Deadball		
3FG %:			0-4	0.0%	2FG %:	0-7	0.0%	3FG %:	1-3	33.3%	2FG %:	2-7	28.6%	Rebounds		11.9%	Rebounds		
FT %:			4-5	80.0%	4-7	57.1%	5-6	83.3%	7-9	77.8%	20-27	74.1%	1				1		

1st - FG %: 7-16 43.8% 2nd: 8-17 47.1% 3rd: 6-16 37.5% 4th: 5-15 33.3% Game: 26-64 40.6% Deadball
 3FG %: 0-4 0.0% 0-7 0.0% 1-3 33.3% 1-3 33.3% 2-17 11.8%
 FT %: 4-5 80.0% 4-7 57.1% 5-6 83.3% 7-9 77.8% 20-27 74.1%

Southeast Missouri 53 • 0-1

#	Player	Total			3-Ptr			Rebounds			PF	TP	A	TO	Blk	Stl	Min
		FG	FGA	FT	FG	FGA	FT	Off	Def	Tot							
40	SAINE, LaTrese	f	3-10	1-1	0-0	3	7	10	5	7	0	2	0	1	23		
02	SCOTT, Roshala	g	2-9	0-2	2-2	1	0	1	1	6	2	2	0	2	33		
10	PRUITT, Taelour	g	2-13	1-5	2-2	0	1	1	2	7	1	4	0	0	26		
24	THOMPSON, Tesia	g	6-16	2-5	7-10	4	4	8	3	21	1	4	0	0	31		
04	BUSSARD, Sophie	g	0-2	0-0	2-2	3	4	7	1	2	2	1	0	1	35		
01	ALLEN, Kennedi		0-0	0-0	2-2	0	1	1	4	2	2	0	0	0	13		
12	HANCOCK, Sophia		0-0	0-0	0-0	0	0	0	0	0	0	0	0	1	0		
13	WATSON, Deanay		0-1	0-0	0-0	1	0	1	0	0	0	1	0	0	6		
14	PILLERS, Nyrobi		1-2	0-0	3-4	3	1	4	5	5	0	1	0	2	13		
30	SMITH, Terri		1-2	1-1	0-0	0	0	0	1	3	1	4	0	0	18		
44	MAYFIELD, Michaela		0-0	0-0	0-0	0	0	0	0	0	0	0	1	0	2		
Team								1	2	3							
Totals			15-55	5-14	18-22	16	20	36	22	53	9	19	1	7	200		

1st:	FG %:	6-15	40.0%	2nd:	3-13	23.1%	3rd:	5-15	33.3%	4th:	1-12	8.3%	Game:	15-55	27.3%	Deadball
	3FG %:	2-2	100.0%		1-6	16.7%		1-3	33.3%		1-3	33.3%		5-14	35.7%	Rebounds
	FT %:	2-2	100.0%		1-2	50.0%		6-8	75.0%		9-10	90.0%		18-22	81.8%	

1st - FG %: 6-15 40.0% 2nd: 3-13 23.1% 3rd: 5-15 33.3% 4th: 1-12 8.3% Game: 15-55 27.3% Deadball
 3FG %: 2-2 100.0% 1-6 16.7% 1-3 33.3% 1-3 33.3% 5-14 35.7%
 FT %: 2-2 100.0% 1-2 50.0% 6-8 75.0% 9-10 90.0% 18-22 81.8%

Officials: Troy Winders, Natasha Harris, Royce Blevins
 Technical fouls: #5 Louisville-None. Southeast Missouri-None.
 Attendance: 475

Score by periods	1st	2nd	3rd	4th	Total
#5 Louisville	18	20	18	18	74
Southeast Missouri	16	8	17	12	53

	In	Off	2nd	Fast	Bench
Paint	Paint	Chance	Break		
LOU	34	26	21	12	18
SEMO	12	10	13	0	10

Last FG - LOU 4th-00:35, SEMO 4th-02:20.
 Largest lead - LOU by 26 4th-03:20, SEMO by 2 1st-01:18.
 LOU led for 37:14, SEMO led for 01:23. Game was tied for 01:23.

Score tied - 1 time.
 Lead changed - 10 times.



Official Basketball Box Score -- Game Totals -- Final Statistics
Louisville vs DePaul
 12/04/20 6:30 pm at Montville, CT



Louisville 116 • 3-0,0-0 ACC

#	Player	Total			3-Ptr			Rebounds			PF	TP	A	TO	Blk	Stl	Min
		FG	FGA	FT	FGA	FTA	FT	Off	Def	Tot							
44	Olivia Cochran	f	8-9	0-0	3-4	3	7	10	2	19	2	2	0	0	0	23	
01	Dana Evans	g	9-17	0-2	2-2	0	3	3	3	20	7	4	0	1	0	21	
02	Ahlana Smith	g	2-5	0-1	1-1	0	1	1	3	5	1	2	0	0	0	15	
04	Elizabeth Balogun	g	0-2	0-0	0-0	0	3	3	0	1	2	4	0	0	0	11	
10	Hailey Van Lith	g	8-11	3-5	2-3	0	4	4	4	21	1	1	1	1	1	25	
00	Ramani Parker		3-3	0-0	1-2	1	3	4	3	7	0	1	0	0	0	10	
05	Mykasa Robinson		1-1	0-0	2-2	3	2	5	4	2	2	2	0	1	0	19	
11	Norika Konno		1-6	0-1	0-0	1	1	2	1	2	2	2	3	1	0	16	
13	Merissah Russell		0-1	0-0	1-2	1	4	5	3	1	3	2	1	0	0	13	
14	Kianna Smith		9-14	3-7	0-0	1	5	6	2	21	6	1	1	2	0	22	
22	Elizabeth Dixon		6-6	0-0	0-0	2	2	4	1	12	0	3	1	0	0	9	
31	Nyah Green		3-6	0-0	0-0	1	3	4	2	6	1	0	0	0	0	16	
	Team							0	4	4							
Totals			49-81	6-16	12-16	13	42	55	31	116	26	22	11	8	200		
1st - FG %: 12-24 50.0% 2nd: 12-18 66.7% 3rd: 19-24 79.2% 4th: 6-15 40.0% Game: 49-81 60.5% DeaBoul																	
3FG %: 1-6 16.7% 3-4 75.0% 2-4 50.0% 2-2 0.0% 6-16 37.5% Rebound																	
FT %: 5-5 100.0% 3-4 75.0% 3-4 75.0% 1-1 100.0% 12-15 80.0% Turnover																	

1st - FG %: 12-24 50.0% 2nd: 12-18 66.7% 3rd: 19-24 79.2% 4th: 6-15 40.0% Game: 49-81 60.5% Deadball
 3FG %: 1-6 16.7% 3-4 75.0% 2-4 50.0% 0-2 0.0% 6-16 37.5%
 FT %: 5-5 100.0% 4-5 80.0% 0-0 0.0% 12-16 75.0%

DePaul 75 • 1-2,0-0 Big East

#	Player	Total		3-Ptr		Rebounds		PF	TP	A	TO	Blk	Stl	Min	
		FG-FGA	FT-FTA	FG-FGA	FT-FTA	Off	Def								
02	Maya Stovall	g	1-2	0-0	0-0	1	0	1	0	2	2	1	0	1	13
03	Deja Church	g	2-14	0-3	1-4	4	1	5	2	5	1	4	0	0	25
10	Lexi Held	g	4-10	1-5	3-6	1	1	2	3	12	0	3	0	2	23
11	Sonya Morris	g	3-17	0-5	1-2	1	4	5	4	7	1	4	0	2	29
23	Dee Bekelja	g	6-16	2-5	4-6	4	2	6	0	18	2	3	0	2	31
14	Hannah Purcell		0-0	0-0	0-0	0	2	2	0	0	0	0	0	1	6
15	Jolene Daninger		0-1	0-0	0-0	0	1	1	0	0	2	1	0	0	11
21	Darrienne Rogers		6-12	1-6	12-15	3	1	4	2	25	2	2	0	0	27
24	Kayla Caudle		0-1	0-0	0-0	0	2	2	1	0	0	2	0	0	7
32	Nad'a'ge Jean		1-4	0-0	2-2	1	0	1	2	4	0	0	0	0	7
35	Kendall Holmes		0-4	0-2	2-2	2	1	3	1	2	0	0	0	0	21
Team						4	4	8							
Totals			23-81	4-27	25-37	21	19	40	15	75	10	20	0	8	200

1st - FG %: 9-24 37.5% 2nd: 5-25 20.0% 3rd: 3-13 23.1% 4th: 6-19 31.6% Game: 23-81 28.4% Deadball
 3FG %: 0-7 0.0% 1-8 12.5% 1-5 20.0% 0-7 28.6% 4-27 14.8%
 FT %: 6-11 54.5% 2-2 100.0% 10-16 62.5% 7-8 87.5% 25-37 67.6%

Officials: Pualani Spurlock, Eric Brewton, Joe Vazsly
 Technical fouls: Louisville-Hailey Van Lith, DePaul-Sonya Morris.
 Attendance:
 2020-21 Women's Basketball, Round: 0, DePaul vs Louisville, Played at Mohegan

Score by periods	1st	2nd	3rd	4th	Total
Louisville	30	31	40	15	116
DePaul	24	13	17	21	75

	In	Off	2nd	Fast	Bench
Paint	Paint	Chance	Break		
LOU	74	36	14	32	51
DePaul	36	17	21	17	31

Last FG - LOU 4th-03:54, DePaul 4th-00:33.
 Largest lead - LOU by 51 4th-03:54, DePaul None.
 LOU led for 39:49, DePaul led for 00:00. Game was tied for 00:11.

Score tied - 0 times.
 Lead changed - 0 times.

2020-21 Louisville Cardinals - Photo Roster



0 Ramani Parker
F | 6-4 | R-Fr.
Fresno, Calif.
(Montverde Academy)



1 Dana Evans
G | 5-6 | Sr.
Gary, Ind.
(West Side)



2 Ahlana Smith
G | 5-9 | Jr.
Charlotte, N.C.
(Gulf Coast State)



3 Malea Williams
F | 6-4 | Fr.
Georgetown, Ky.
(Scott County)




4 Elizabeth Balogun
G | 6-1 | Jr.
Chattanooga, Tenn.
(Georgia Tech)



5 Mykasa Robinson
G | 5-7 | Jr.
Ashland, Ky.
(Ashland Blazer)



10 Hailey Van Lith
G | 5-7 | Fr.
Wenatchee, Wash.
(Cashmere)



11 Norika Konno
G | 5-10 | So.
Sendai, Japan
(Seiwa)



13 Merissah Russell
G | 5-11 | Fr.
Ottawa, Ontario
(Cairine Wilson)



14 Kianna Smith
G | 6-0 | R-Jr.
Moreno Valley, Calif.
(California)



22 Elizabeth Dixon
F | 6-5 | Jr.
Memphis, Tenn.
(Georgia Tech)



31 Nyah Green
G | 6-1 | R-Fr.
Allen, Texas
(Allen)



44 Olivia Cochran
F | 6-3 | Fr.
Columbus, Ga.
(Carver)

Coaching Staff



Jeff Walz
Head Coach



Stephanie Norman
Associate Head Coach



Sam Purcell
Associate Coach



Jonneshia Pineda
Assistant Coach



Kate Tucker
Director of Operations



THE STAT CREW SYSTEM
Louisville Combined Team Statistics (as of Dec 04, 2
All games



RECORD:	OVERALL	HOME	AWAY	NEUTRAL
ALL GAMES	3-0	1-0	1-0	1-0
CONFERENCE	0-0	0-0	0-0	0-0
NON-CONFERENCE	3-0	1-0	1-0	1-0

#	Player	gp-gs	min	avg	Total		3-Point		F-Throw		Rebounds				pf	dq	a	to	blk	stl	pts	avg
					fg-fga	fg%	3fg-fga	3fg%	ft-fa	ft%	off	def	tot	avg								
14	Kianna Smith	1-0	22	22.0	9-14	.643	3-7	.429	0-0	.000	1	5	6	6.0	2	0	6	1	1	2	21	21.0
01	Dana Evans	3-3	73	24.3	22-48	.458	4-16	.250	7-9	.778	0	5	5	1.7	5	0	20	6	1	4	55	18.3
10	Hailey Van Lith	3-3	80	26.7	21-36	.583	9-17	.529	3-5	.600	7	16	23	7.7	8	0	3	4	4	4	54	18.0
44	Olivia Cochran	3-3	57	19.0	17-25	.680	0-1	.000	17-20	.850	9	14	23	7.7	5	0	4	5	2	1	51	17.0
02	Ahlana Smith	3-3	57	19.0	8-18	.444	2-7	.286	3-5	.600	3	5	8	2.7	6	0	5	6	1	5	21	7.0
22	Elizabeth Dixon	3-0	44	14.7	9-16	.563	0-0	.000	2-3	.667	9	8	17	5.7	3	0	0	3	2	1	20	6.7
04	Elizabeth Balogun	3-3	49	16.3	6-14	.429	2-7	.286	2-2	1.000	2	13	15	5.0	6	0	5	4	10	4	16	5.3
11	Norika Konno	3-0	42	14.0	5-14	.357	1-4	.250	3-5	.600	4	2	6	2.0	3	0	5	5	5	5	14	4.7
13	Merissah Russell	3-0	47	15.7	5-15	.333	0-5	.000	3-5	.600	7	7	14	4.7	7	0	5	3	1	3	13	4.3
31	Nyah Green	3-0	38	12.7	5-15	.333	1-4	.250	0-0	.000	4	4	8	2.7	5	0	1	2	0	0	11	3.7
00	Ramani Parker	3-0	33	11.0	5-7	.714	0-0	.000	1-2	.500	3	12	15	5.0	9	0	0	5	1	0	11	3.7
05	Mykasa Robinson	3-0	58	19.3	1-6	.167	0-1	.000	2-2	1.000	10	4	14	4.7	7	0	10	6	0	3	4	1.3
Team											3	6	9					1				
Total.....		3	600		113-228	.496	22-69	.319	43-58	.741	62	101	163	54.3	66	0	64	51	28	32	291	97.0
Opponents.....		3	600		57-192	.297	15-64	.234	57-79	.722	44	61	105	35.0	50	2	28	59	4	18	186	62.0

TEAM STATISTICS	LOU	OPP
SCORING	291	186
Points per game	97.0	62.0
Scoring margin	+35.0	-
FIELD GOALS-ATT	113-228	57-192
Field goal pct	.496	.297
3 POINT FG-ATT	22-69	15-64
3-point FG pct	.319	.234
3-pt FG made per game	7.3	5.0
FREE THROWS-ATT	43-58	57-79
Free throw pct	.741	.722
F-Throws made per game	14.3	19.0
REBOUNDS	163	105
Rebounds per game	54.3	35.0
Rebounding margin	+19.3	-
ASSISTS	64	28
Assists per game	21.3	9.3
TURNOVERS	51	59
Turnovers per game	17.0	19.7
Turnover margin	+2.7	-
Assist/turnover ratio	1.3	0.5
STEALS	32	18
Steals per game	10.7	6.0
BLOCKS	28	4
Blocks per game	9.3	1.3
ATTENDANCE	2614	475
Home games-Avg/Game	1-2614	1-475
Neutral site-Avg/Game	-	1-0

Date	Opponent		Score	Att.
11-25-20	at Southeast Missouri	w	74-53	475
11/29/20	EASTERN KY.	w	101-58	2614
12/04/20	vs DePaul	w	116-75	0

* - Conference game

Score by Periods	1st	2nd	3rd	4th	Totals
Louisville	65	77	83	66	291
Opponents	52	35	47	52	186