

NORTHWESTERN WOMEN'S BASKETBALL

CHICAGO'S BIG TEN TEAM™

NORTHWESTERN (16-8, 11-7 BIG, 7 SEED) vs LOUISVILLE (24-3, 14-2 ACC, 2 SEED)

MAR. 24, 2021 » ALAMODOME » SAN ANTONIO

NORTHWESTERN WILDCATS

VS

LOUISVILLE CARDINALS



@NUWBBall

TALE OF THE TAPE

68.2	Points Per Game	58.1
61.5	Points Allowed Per Game	49.2
40.1	Field Goal Percentage	41.4
41.7	Opponent Field Goal Percentage	33.3
26.2	Three-Point Percentage	34.8
31.5	Opponent Three-Point Percentage	29.6
34.9	Rebounds Per Game	36.7
15.9	Assists Per Game	12.8



@UofLWBB

STREAM: ESPN2 (Pam Ward, LaChina Robinson) | RADIO: WNUR Sports | STATS: StatBroadcast

2020-21 SCHEDULE

OVERALL: 16-8 | BIG TEN: 11-7

HOME: 7-5 | AWAY: 6-2 | NEUTRAL: 3-1

12.6	Bradley	Canceled
12.10	Eastern Illinois	W, 93-57
12.14	Minnesota*	W, 80-51
12.17	Purdue*	W, 70-54
12.22	Eastern Kentucky	W, 79-50
12.31	Nebraska*	L, 65-63
1.3	#16 Michigan*	L, 84-63
1.6	Wisconsin*	W, 80-55
1.9	Iowa*	W, 77-67
1.14	Rutgers*	Postponed
1.17	Penn State*	W, 76-50
1.21	Illinois*	W, 73-54
1.24	#16 Indiana*	L, 74-61
1.28	Iowa*	W, 87-80
2.1	#11 Ohio State*	W, 69-57
2.7	Michigan State*	W, 63-60
2.11	Rutgers*	L, 70-54
2.14	#12 Ohio State*	Postponed
2.17	Nebraska*	L, 71-64
2.20	Wisconsin	W, 67-54
2.24	Illinois*	W, 67-61
2.28	#8 Maryland*	L, 62-50
3.6	#12 Michigan*	L, 63-58
3.10	Illinois	W, 67-42
3.11	#13 Michigan	W, 65-49
3.12	#7 Maryland	L, 85-52
3.22	UCF	W, 62-51
3.24	Louisville	4 p.m. CT

* CONFERENCE MATCH

BOLD indicates home match All times Central

THE OPENING TIP

- » Northwestern faces No. 2 seed Louisville in the Second Round of the NCAA Tournament on Wednesday. Tip-off is set for 4 p.m. CT from the Alamodome on ESPN2.
- » The Wildcats earned their first NCAA Tournament win since 1993 with a 62-51 victory over No. 10 seed UCF on Monday. Northwestern shot 51% from the field against the No. 1 scoring defense in the country.
- » Senior guard Lindsey Pulliam turned in one of the best performances of her career, scoring 25 points on 9-16 shooting with a 6-6 clip from the FT line. She added three rebounds and three assists.
- » Her fourth point of the game gave her 2,000 for her career. She is the third Wildcat in program history to score 2,000 and the 34th Big Ten player. She ranks fifth on the active NCAA career points leaderboard.
- » Junior Courtney Shaw was a game high +21 against the Knights in 19 minutes with 12 points off the bench.
- » Lauryn Satterwhite added a key six points off the bench and closed down the stretch after Burton fouled out.
- » Head Coach Joe McKeown improved to 15-4 in his career in the first round of the NCAA Tournament. McKeown made four Sweet 16s at George Washington ('95, '97, '07, '08) including twice as a seed underdog ('07, '08).
- » Northwestern is 0-2 all-time against Louisville, meeting in 1987 and 1994. Since 2017-18, Pulliam's rookie year, NU is 3-2 against the ACC, winning twice against Duke ('18, '19) and once against Boston College ('19).

NUMBERS TO KNOW

1.40

NU's assist-to-turnover ratio ranks seventh nationally. UCF's ratio of 0.71 ranks 239th.

3.9

Veronica Burton leads the country in steals per game. Her 94 steals this season are the fifth most in a campaign in program history.

2021

Lindsey Pulliam became the third Wildcat and 34th Big Ten player to cross the 2,000 point threshold. She ranks fifth among all active players.

MOST USED STARTING LINEUP



3 WOOD
JR. • G/F

11.1p/55r/29a/11b/2.6s

10 PULLIAM
SR. • G

16.0p/54r/22a/0.3b/10s

12 BURTON
JR. • G

16.3p/52r/49a/0.5b/39s

20 MOTT
FY. • F

37p/33r/03a/0.7b/07s

24 HAMILTON
SR. • G

87p/32r/33a/0.6b/18s

QUOTABLES

"I'm beyond confident. I'm taking us over anybody."

-Lindsey Pulliam on her team's confidence and swagger.

FYI

• Northwestern uses the term "first year" to refer to its new student-athletes, abbreviated by "Fy."

• The correct abbreviation for Northwestern is "NU," not "NW" or "NWU."

• The correct logo for Northwestern is the "Block N." Please contact Amit Mallik at amit.mallik@northwestern.edu if you are in need.



THE GOAT DELIVERS: Lindsey Pulliam delivered one of the best performances of her career on a historic day. Playing in Northwestern's first NCAA Tournament game since 2015, she led the Wildcats to their first Tournament win since 1993 with a heroic performance. She scored 25 points on 9-16 shooting against UCF along with three points and three rebounds in a full 40 minutes.

She made personal history with her fourth point of the day, becoming the third Wildcat ever to score 2,000 points after program greats Anucha Browne and Nia Coffey. Pulliam is 34th player in Big Ten history to accomplish the feat. With 2,021 points, she ranks fifth on the active career leaderboard in the NCAA.

CHECKMATE, KNIGHTS: Against the best scoring defense in the country, Northwestern scored the fourth-most points the Knights have allowed all season, and became the only team to shoot over 50% from the field against UCF (51.2%). The Wildcats scored 21 points off of turnovers, 28 points in the paint, and 15 points from the charity stripe on 21 attempts.

THE BACKCOURT BURGLAR: Veronica Burton was named the Big Ten Defensive Player of the Year for the second straight season. Burton becomes the fifth player in conference history to have won the honor twice, along with fellow Wildcat Ashley Deary in 2016 and 2017. She was additionally named one of four finalists for the Naismith Women's Defensive Player of the Year on Monday.

Burton currently leads the nation in steals per game with 3.92. She has led the Big Ten in steals per game for three seasons in a row.

Burton ranks second all-time in Northwestern history in career steals with 275 as a junior, and is 52 steals off of the top ten career list in the Big Ten. With 94 steals this season, she currently has the fifth most steals in a season in program history, and now has three entries on that list in three seasons, with two of her seasons being shortened due to COVID-19 (2019-20 and 2020-21).

Burton is seventh on the active career leaderboard in NCAA Division I, with the six players in front of her all seniors. Burton has reached her mark of 275 in just 85 games while the next lowest games played total in the top ten is 111. Burton's career steals per game average of 3.24 ranks third out of all active NCAA players, and she is the only junior on that top ten list.

BIG BALLER SHOT CALLER: Veronica Burton turned in the latest masterpiece of her junior season with 25 points on 7-14 shooting against Michigan in the Big Ten Tournament along with a game-high 13 rebounds and six assists. Only two other players in Div. I have matched those outputs this season and Burton added three steals as well.

UNDISPUTED: Lindsey Pulliam was named to the All-Big Ten second team, giving her four All-Big Ten selections in four years, including two first team selections in 2019 and 2020. The only other Wildcats to earn four All-Big Ten selections are Amy Jaeschke and Nia Coffey. Jaeschke is in the Northwestern Athletics Hall of Fame and Coffey is a lock once she is eligible.

DANCING KING: Joe McKeown is making the 19th NCAA Tournament appearance of his career, which is tied for sixth most among head coaches in this year's 64-team field, behind legends of the sport Tara VanDerveer (Stanford), C. Vivian Stringer (Rutgers), Geno Auriemma (UConn), Gary Blair (Texas A&M) and Bill Fennelly (Iowa State). McKeown is 15-4 in the first round of the NCAA Tournament after the win Monday. At George Washington, McKeown's teams advanced to four Sweet 16s, and twice as a seed underdog - as a five seed in 2007 and a six seed in 2008. NU's Director of Player Development, Ivy Abiona, was a member of McKeown's final two teams at GW before he took over at Northwestern in 2008.

THE SWISS ARMY KNIFE: Sydney Wood was named to the Big Ten All-Defensive team by the coaches and was an honorable mention All-Big Ten selection by the media. She ranks second in the conference in steals per game and is averaging a career-best 11.1 points per game on 51.2% shooting from the field, the fourth best mark in the conference. She has scored in double-digits in 17 out of 24 games, and she did so just three times last season. She is also chipping in 5.5 boards, 2.9 assists and 1.1 blocks.

BLIZZARD TO AVALANCHE: Joe McKeown's patented Blizzard defense has wreaked havoc on opposing backcourts this season. The 'Cats rank 12th in the country in turnovers forced per game (20.9) and are using their defensive activity to jumpstart their offense, where they are averaging 22.4 points off of turnovers.

SIMPLE WINS: NU is dominating in ball control metrics for the second straight season. The 'Cats own the best turnover margin in the country (+9.5) and the seventh best assist-to-turnover ratio in the country (1.40). They had the fourth-best ratio nationally in 2019-20

The highest single-season turnover margin in the last 10 years is +12.97, accomplished by Lamar in 2017-18. Only six teams in that stretch have posted a margin above +10.0 and only Lamar has been above +11.0 (twice).

THE STEAL SISTERS: The Wildcats have the first, second, and eighth ranked players in the conference in steals per game in Burton (3.9) and Sydney Wood (2.7) and Jordan Hamilton (1.8). All five first choice starters average over a steal per game and the team registers the sixth most steals per game in the country.

THE POINT GODDESS: Veronica Burton has been excellent this season, averaging 16.3 points, 4.9 assists, 5.2 rebounds and 3.9 steals through 24 games. Her assist-to-turnover ratio of 2.8 ranks third in the conference and 10th nationally. She ranks in the top-20 nationally in free throw attempts and free throw makes with 161 and 129, respectively.

NICKEL AND DIMED: Burton turned her third quadruple-nickel of the season on Wednesday, and her second against Illinois. She is tied for Cierra Hooks of Ohio for the most in the country, and became the first player this season to record a quadruple-nickel with no turnovers after doing so in the first matchup against Illinois on Jan. 21.

MONDAY MASTERPIECE: Northwestern junior guard Veronica Burton narrowly missed posting the fifth triple-double by a Big Ten player this season, finishing with 20 points, a career-high 15 rebounds and nine assists in the Wildcats' 69-57 win over No. 11 Ohio State. Burton is the first Big Ten player to record those totals in a single game since Feb. 27, 2016, when Michigan State's Aerial Powers had 23 points, 16 rebounds and nine assists in a 107-105 triple-overtime win over Ohio State.

NOT THROWING AWAY HER SHOT: Hamilton has capitalized on her return to the starting lineup, averaging a steady 8.7 points, 3.2 rebounds, 3.3 assists and 1.8 steals per game. She has scored in double-digits eight times this season and recorded the first double-double of her career with 10 points and 10 rebounds vs. Nebraska.

STEP UP SHAW: Junior Courtney Shaw has improved on her averages from last year from 3.9 points, 2.7 rebounds in 12 minutes per game to 7.3 points and 6.3 rebounds in 24.8 minutes per game. She missed nine games with a lower body injury but has buoyed the 'Cats rotation of forwards in her five games back.

RECORD ESOTERICA: The 'Cats are 3-1 on Wednesdays this season and 5-3 in purple. The 'Cats are 9-6 on national TV. With a 4 p.m. CT tip, the day/night classification could go either way, with the team 8-6 in the day and 8-2 at night.

2019-20 REDUX

THE AWARDS: Five Wildcats received All-Big Ten selections last year with three returners: Pulliam was a unanimous first-team selection. Burton was the Big Ten Defensive Player of the Year, a selection to the Big Ten All-Defensive Team, and an All-Big Ten second team selection. Junior guard Sydney Wood was named All-Big Ten honorable mention by the media. No other Big Ten school returns three All-Big Ten student-athletes.

COAAAACH: Head Coach Joe McKeown won 2020 Big Ten Coach of the Year, as selected by coaches and media, becoming the first Wildcat to win the honor since Don Perelli did so in 1990. He finished as one of three finalists for the Naismith Trophy Women's College Coach of the Year, along with Adia Barnes (Arizona) and Kelly Graves (Oregon).

HEAT CHECK: Pulliam finished last season ranked third in the Big Ten with 18.8 points per game. She tallied nine 25-point games, which led the Big Ten and 14 games with 20+ points. Six of her nine 25-point games last season came on field goal percentages of 50% or better.

ALL-TIME SCORER: Pulliam became the third-fastest player to 1500 points on a per game basis earlier this season against Michigan State. With 1,637 points, she is just 3 away from Kristina Divjak and top-ten career points list at NU. She finished with 563 points after the end of the regular season, the 10th most points in a single season in NU history. Her 595 points as a sophomore was the sixth best single-season output.

THE BACKCOURT BURGLAR: Veronica Burton won Big Ten Defensive Player of the Year, marking the third time in five years that a Wildcat has won the award after Ashley Deary did so in 2016 and 2017. Burton ranked ninth in the country and first in the Big Ten last season with 3.3 steals per game. Burton finished with 100 steals on the season, the third best single-season total in program history, behind Deary's two best seasons. With 181 career steals, Burton is two steals away from entering the top-ten list for career steals at NU before playing a game as a junior.

THE POINT GODDESS: Burton ranked fourth in the Big Ten last season in assists per game with 5.1 and second in assist-to-turnover ratio with a mark of 2.37.

WOOD CARVING: Sophomore guard Sydney Wood owned the third-best assist-to-turnover ratio in the Big Ten last season with a mark of 2.26. Wood protected the rock exceedingly well against Big Ten defenses, recording 60 assists to just 24 turnovers in conference-only play. Her assist-to-turnover ratio of 2.5 in Big Ten play led the field. Wood also ranks fifth in the conference in Big Ten play in steals per game with 2.0.

MR. 700: Head Coach Joe McKeown earned his 700th career win against East Carolina on Dec. 20, 2019. He became just the 13th active head coach in NCAA Division I to pass this milestone and the fourth coach in the Big Ten. He also earned his 200th career win at Northwestern against Michigan on Jan. 30, becoming just the second coach in program history to do so after Don Perelli.

WHATEVER IT TOOK: Northwestern won five postseason games in 2018-19 to advance to the finals of the WNIT, before falling to the Arizona Wildcats ... This tied the 'Cats' best finish in the tournament in program history with their run to the NWIT final in 1996, when they also faced Arizona.

WILDCAT RECORD BOOK WATCH

Single Season Three-Point Percentage (Min. 50)

1. Julie Calahan (1980-81)	179
2. Anucha Browne (1984-85)	173
3. Nia Coffey (2016-17)	158
4. Christina Braden (1995-96)	151
5. Lindsey Pulliam (2018-19)	145
6. Amy Jaeschke (2010-11)	141
7. Michele Ratay (1996-97)	136
8. Michele Savage (1990-91)	135
T9. Megan Chawansky (1998-99)	131
T9. Michele Ratay (1994-95)	131
T11. Katrina Hannaford (1995-96)	130
T11. Nia Coffey (2015-16)	130

Veronica Burton (2020-21) 129

Career Three-Point Percentage

1. Kellie Cook (1992-93)	44.4
2. Brittany Orban (2008-12)	41.1
T3. Abi Scheid (2015-20)	40.4
T3. Kristina Divjak (1995-2000)	40.4
5. Nancy Kennelly (1989-93)	39.4
6. Michele Ratay (1992-97)	38.8
7. Moira Kennelly (1991-94)	38.1
8. Maggie Lyon (2012-2016)	35.5
9. Beth Marshall (2006-11)	35.0
10. Kendall Hackney (2009-13)	34.7
11. Dana Leonard (1997-2001)	34.5

Career Assists

1. Nancy Kennelly (1989-93)	892
2. Ashley Deary (2013-17)	788
3. Moira Kennelly (1991-94)	546
4. Amber DeWall (1994-98)	541
5. Megan Chawansky (1995-99)	534
6. Laura Wiesen (1983-86)	474
7. Karly Roser (2011-2015)	452
8. Connie Erickson (1981-84)	448
9. Veronica Burton (2018-Present)	383
10. Joanne Palombo (1984-87)	378
11. Kelly Cole (1987-91)	376

Jordan Hamilton (2017-Present) 361

Career Games Played

1. Ashley Deary (2013-17)	131
2. Nia Coffey (2013-17)	128
3. Kendall Hackney (2009-13)	126
T4. Laura Augustyniak (1979-83)	122
T4. Alex Cohen (2011-2015)	122
T6. Lindsey Pulliam (2017-Present)	121
T6. Pallas Kunaiyi-Akpanah (2015-2019)	121
T6. Megan Chawansky (1995-99)	121
T6. Kelly Cole (1987-91)	121
T6. P. Vanderbush-Murphy (1979-82)	121
T6. Lauren Douglas (2012-17)	121
T6. Christen Inman (2013-17)	121

Career Free-Throws Made

1. Nia Coffey (2013-17)	496
2. Anucha Browne (1982-85)	469
3. Megan Chawansky (1995-99)	449
4. Michele Ratay (1992-97)	442
5. Lindsey Pulliam (2017-Present)	436
6. Katrina Hannaford (1993-97)	387
6. Nancy Kennelly (1989-93)	385
T7. Michele Savage (1989-92)	382
9. Amy Jaeschke (2007-11)	359
10. Julie Calahan (1978-81)	337

Single-Season Scoring Average

1. Anucha Browne (1984-85)	30.5
2. Kristina Divjak (1997-98)	22.1
3. Amy Jaeschke (2010-11)	21.4
4. Anucha Browne (1983-84)	21.3
5. Michele Savage (1990-91)	21.1
6. Julie Calahan (1980-81)	20.6
7. Anucha Browne (1982-83)	20.4
8. Nia Coffey (2015-16)	20.3
9. Nia Coffey (2016-17)	20.0
10. Michele Savage (1991-92)	19.9
11. Michele Ratay (1996-97)	19.0

Lindsey Pulliam (2019-20) 18.8

Single Season Steals

1. Ashley Deary (2015-16)	141
2. Ashley Deary (2016-17)	118
3. Veronica Burton (2019-20)	100
4. Ashley Deary (2014-15)	99
5. Veronica Burton (2020-21)	94
6. Julie Egan (1980-81)	92
7. Moira Kennelly (1993-94)	83
8. Veronica Burton (2018-19)	81
9. Connie Erickson (1981-82)	75
10. Amy Prichard (1981-82)	74
11. Anne Marie McNamee (1986-87)	72
12. Ashley Deary (2013-14)	71

Career Points

1. Anucha Browne (1982-85)	2,307
2. Nia Coffey (2013-17)	2,287
3. Lindsey Pulliam (2017-Current)	2,021
4. Amy Jaeschke (2007-11)	1,976
5. Michele Ratay (1992-97)	1,798
6. Megan Chawansky (1995-99)	1,776
7. Maureen Holohan (1991-95)	1,699
8. Maggie Lyon (2012-16)	1,693
9. Michele Savage (1989-92)	1,688
10. Julie Calahan (1978-81)	1,648
11. Kristina Divjak (1995-2000)	1,640

Career Steals

1. Ashley Deary (2013-17)	429
2. Veronica Burton (2018-Present)	275
3. Moira Kennelly (1991-94)	236
4. Amy Prichard (1980-83)	227
5. Nancy Kennelly (1989-93)	223
6. Maureen Holohan (1991-95)	204
7. Laura Wiesen (1983-86)	202
8. Michele Savage (1989-92)	200
9. Anucha Browne (1983-86)	196
10. Megan Chawansky (1995-99)	191
11. Connie Erickson (1981-84)	183

BIG TEN RECORD BOOK WATCH

Single Season Three-Point Percentage

1. 54.5, Shatori Walker-Kimbrough, Maryland, 2015-16
2. 49.5, Kristi Smith, Iowa 2006-07
3. 48.8, Nicole Bauman, Wisconsin, 2014-15
4. 48.1, Brittany Johnson, Ohio State, 2009-10
5. 47.7, Abi Scheid, NU, 2019-20
6. 47.2, Jodi Howell, Purdue, 2008-09
7. 46.6, Madison Ristovski, Michigan, 2013-14
8. 46.4, Lindsay Bowen, Michigan State, 2002-03
T9. 46.2, Marscilla Packer, Ohio State, 2005-06
T9. 46.2, Maggie Lucas, Penn State, 2012-13
11. 45.6, Wendy Ausdemore, Iowa, 2007-08
12. 45.6, Taylor Kissinger, Nebraska, 2018-19


Single Season Steals

1. 141, Ashley Deary, Northwestern, 2015-16
2. 124, Keisha Anderson, Wisconsin, 1995-96
3. 122, Laurie Aaron, Iowa, 1992-93
4. 120, Debbie Hunter, Minnesota, 1982-83
T4. 120, Kelly Komara, Purdue, 2001-02
6. 118, Ashley Deary, Northwestern, 2016-17
7. 117, Kristin Haynie, Michigan State, 2004-05
8. 115, Yvette Angel, Ohio State, 1984-85
9. 113, Lacey Simpson, Illinois, 2009-10
10. 110, Stacey Thomas, Michigan, 1998-99
100, Veronica Burton, Northwestern, 2019-20

Career Steals

1. 429, Ashley Deary, Northwestern, 2014-17
2. 413, Debbie Hunter, Minnesota, 1980-83
3. 372, Stacey Thomas, Michigan 1997-00
4. 368, Lacey Simpson, Illinois, 2006-10
5. 358, Kim Wilburn, Ohio State 2003-06
6. 353, Tamara Moore, Wisconsin, 1999-02
7. 351, FahKara Malone, Purdue, 2007-10
8. 346, Kristin Haynie, Michigan State, 2002-05
9. 327, Keisha Anderson, Wisconsin, 1994-97
T9. 327, Katie Douglas, Purdue, 1998-01
275, Veronica Burton, NU, 2018-Present

RADIO/TV ROSTER

**JESS SANCATALDO**
#0 | JR | G**KAYLAH RAINEY**
#1 | SO | G**LAURYN SATTERWHITE**
#2 | R-JR | G**SYDNEY WOOD**
#3 | JR | G**LINDSEY PULLIAM**
#10 | SR | G**BROOKE PIKIELL**
#11 | SR | G**VERONICA BURTON**
#12 | JR | G**COURTNEY SHAW**
#15 | JR | F**PAIGE MOTT**
#20 | FY | F**JASMINE MCWILLIAMS**
#23 | FY | G**JORDAN HAMILTON**
#24 | SR | G**LAYA HARTMAN**
#33 | SO | G**ANNA MORRIS**
#42 | FY | F

NUMERICAL ROSTER

#	NAME	POS	HT	YR	HOMETOWN
0	Jess Sancataldo	G	6-0	Jr.-	Sydney, Australia
1	Kaylah Rainey	G	5-6	Fy.	Belleville, Ill.
2	Lauryn Satterwhite	G	5-7	R-Jr.	Avondale, Ariz.
3	Sydney Wood	G	5-11	Jr.	Olney, Md.
10	Lindsey Pulliam	G	5-10	Sr.	Silver Spring, Md.
11	Brooke Pikiell	G	5-10	Sr.	Far Hills, N.J.
12	Veronica Burton	G	5-9	Jr.	Newton, Mass.
15	Courtney Shaw	F	6-0	Jr.	Perry Hall, Md.
20	Paige Mott	F	6-1	Fy.	Philadelphia, Pa.
23	Jasmine McWilliams	G	5-11	Fy.	Indianapolis, Ind.
24	Jordan Hamilton	G	5-8	Sr.	Frisco, Texas
33	Laya Hartman	G	5-11	So.	Okemos, Mich.
42	Anna Morris	F	6-3	Fy.	Mahwah, N.J.

Pronunciation
Guide

0 – Sancataldo – SAN-kah-tall-doe // 2 – Satterwhite – SAT-er-white
 10 – Pulliam – PULL-ee-um // 11 – Pikiell – PIKE-el //
 20 Mott – rhymes with NOT // 33 – Laya – LAY-uh
 McKeown – mick-Q-in // Popovec – POP-uh-vick

ALPHABETICAL ROSTER

#	NAME	POS	HT	YR	HOMETOWN
12	Veronica Burton	G	5-9	Jr.	Newton, Mass.
24	Jordan Hamilton	G	5-8	Sr.	Frisco, Texas
33	Laya Hartman	G	5-11	So.	Okemos, Mich.
23	Jasmine McWilliams	G	5-11	Fy.	Indianapolis, Ind.
42	Anna Morris	F	6-3	Fy.	Mahwah, N.J.
20	Paige Mott	F	6-1	Fy.	Philadelphia, Pa.
11	Brooke Pikiell	G	5-10	Sr.	Far Hills, N.J.
10	Lindsey Pulliam	G	5-10	Sr.	Silver Spring, Md.
1	Kaylah Rainey	G	5-6	So.	Belleville, Ill.
0	Jess Sancataldo	G	6-0	Jr.	Sydney, Australia
2	Lauryn Satterwhite	G	5-7	R-Jr.	Avondale, Ariz.
15	Courtney Shaw	F	6-0	Jr.	Perry Hall, Md.
3	Sydney Wood	G	5-11	JR.	Olney, Md.

COACHING STAFF

NAME	POSITION // YEAR AT NU	ALMA MATER // YEAR
Joe McKeown	Head Coach // 13th year	Kent State // 1978
Kate Popovec	Assistant Coach // 4th year	Northwestern // 2013
Preston Reid	Assistant Coach // 3rd year	Ball State // 2011
Tangela Smith	Assistant Coach // 3rd year	Iowa // 1998
Ollie Goss	Director of Operations // 3rd Year	Bowling Green // 2013
Korbyn Ukasick	Ass. Dir. of Operations // 2nd year	Colorado College // 2017

NORTHWESTERN 2020-21 WINS vs. LOSSES

Category	Wins	Losses
Points Per Game	72.9	58.1
Opp. Points Per Game	55.8	71.8
Field Goal Pct.	44.4	32.8
Opp. Field Goal Pct.	38.8	46.9
3FG Percentage	28.3	22.6
Opp. 3FG Percentage	28.6	37.4
Free Throw Pct.	65.7	67.4
Rebounds Per Game	35.7	32.0
Rebound Margin	+0.6	-11.0
Assists Per Game	17.6	12.9
Turnovers Per Game	12.6	9.0
Turnover Margin	+9.9	+8.6
Steals Per Game	12.1	10.4
Blocks Per Game	4.3	3.5

SITUATIONAL RECORDS (20-21)

Situation	Record
Home	7-5
Away	6-2
Neutral	2-1
Against Big Ten Opponents	13-8
Against Top-25 Teams	2-5
Against Unranked Teams	14-3
Wildcats score 70+ points	8-0
Wildcats score 60-69 points	8-4
Wildcats score 50-59 points	0-4
Wildcats score fewer than 50 points	0-0
Opponents held under 50 points	1-0
Outrebounding opponents	9-0
Recording more assists than the opponent	11-1
Outshooting the opponent	12-0
Shooting .500 or better from the floor	5-0
Opponent shoots .500 or better from the floor	1-2
Made more 3FG than the opponent	6-0
Outscoring opponents in the paint	10-2
Outscoring opponents in 2nd chance points	7-2
Outscoring opponents in fast break points	15-3
Bench outscored opponent's bench	7-4
When Veronica Burton scores 15+ points	12-4
When Lindsey Pulliam scores 20	5-1
When Courtney Shaw grabs 10 rebounds	2-0
On Monday	3-0
On Tuesday	1-0
On Wednesday	3-1
On Thursday	5-2
On Friday	0-1
On Saturday	2-2
On Sunday	2-2
On Weekends	4-3
On BTN/ESPN	9-6
At night	8-2
In the day	8-6
In purple	5-3
In white	9-2
In Gothics	1-3
In Pink	1-0
Longest winning streak	W4
Longest losing streak	L2

2020-21 TEAM REGULAR SEASON HIGHS

Category	'Cats	Opponents
Field Goals	34	34
Field Goal Attempts	78	63
Field Goal Percentage	54.2	63.0
3-pt. Field Goals	7	10
3-pt. Field Goal Attempts	19	32
3-pt. Field Goal Percentage	46.7	61.5
Free Throws	24	22
Free Throw Percentage	82.6	87.5
Rebounds	46	52
Offensive Rebounds	18	17
Defensive Rebounds	36	42
Assists	28	27
Personal Fouls	22	26
Steals	21	10
Turnovers Forced	33	22
Blocks	9	7

2020-21 TEAM REGULAR SEASON LOWS

Category	'Cats	Opponents
Field Goals	17	13
Field Goal Attempts	43	44
Field Goal Percentage	29.7	23.2
3-pt. Field Goals	1	2
3-pt. Field Goal Attempts	10	10
3-pt. Field Goal Percentage	8.3	14.8
Free Throws	7	4
Free Throw Percentage	42.9	50.0
Rebounds	24	24
Offensive Rebounds	2	6
Defensive Rebounds	13	18
Assists	6	9
Personal Fouls	10	13
Steals	6	2
Turnovers Forced	11	4
Blocks	1	1

2020-21 HIGH POINT TOTALS

Category	'Cats	Opponents
Points, Game	93	85
Points, 1st half	53	55
Points, 2nd half	54	51
Points, 1st quarter	27	28
Points, 2nd quarter	32	27
Points, 3rd quarter	26	27
Points, 4th quarter	30	31
Points, Overtime	--	--

2020-21 LOW POINT TOTALS

Category	'Cats	Opponents
Points, Game	50	42
Points, 1st half	26	8
Points, 2nd half	23	23
Points, 1st quarter	9	5
Points, 2nd quarter	9	2
Points, 3rd quarter	7	7
Points, 4th quarter	7	9
Points, Overtime	--	--

2020-21 PLAYER REGULAR SEASON HIGHS

Category	'Cats	Opponents
Points, Game	28, Lindsey Pulliam (Illinois 1/21/21)	34, Monika Czinano (Iowa 1/28/21)
Points, 1st half	20, Veronica Burton (Purdue 12/17/20)	20, N. Hillmon and L. Brown (Michigan 1/3/21)
Points, 2nd half	24, Lindsey Pulliam (Illinois 1/21/21)	21, Monika Czinano (Iowa 1/28/21)
Points, Overtime	--	--
Field Goals	12, Lindsey Pulliam (Illinois 1/21/21)	17, Monika Czinano (1/28/21)
3-Point Field Goals	3, last by Lauryn Satterwhite (Illinois 2/24/21)	4, last by Solape Amusan (Illinois 2/24/21)
Free Throws Made	14, Veronica Burton (Michigan State 2/7/21)	13, Akienreh Johnson (Michigan 3/6/21)
Total Rebounds	15, Veronica Burton (Ohio State 2/1/21)	17, last by Isabella Bourne (Nebraska 2/17/21)
Defensive Rebounds	12, Veronica Burton (Ohio State 2/1/21)	15, McKenna Warnock (Iowa 1/9/21)
Offensive Rebounds	7, Courtney Shaw (Nebraska 12/31/20)	9, Masseny Kaba (UCF 3/22/21)
Assists	10, Veronica Burton (Minnesota 12/14/20)	8, last by Caitlin Clark (Iowa 1/28/21)
Steals	8, Veronica Burton (Nebraska 2/17/21)	5, last by Janai Crooms (Michigan State 2/7/21)
Turnovers	5, last by Jordan Hamilton (Maryland 3/12/21)	8, last by Sam Haiby (Nebraska 2/17/21)
Blocks	3, last by Jordan Hamilton (Michigan 3/11/21)	4, Kate Cain (Nebraska 12/31/20)

BOX SCORE BREAKDOWN (2020-21)

Player	TEAM LEADER					DOUBLE-DOUBLES					TRIPLE-DOUBLES		
	PTS	REB	AST	MIN	10+ PTS	20+ PTS	30+ PTS	10+ REB	10+ AST	PT/REB	PT/AST	REB/AST	DOUBLES
Burton	13 (1)	6 (1)	16 (5)	4 (3)	21	7	-	2	1	2	-	-	-
Hamilton	2	1	7 (2)	1 (1)	9	-	-	1	-	1	-	-	-
Hartman	-	-	-	-	-	-	-	-	-	-	-	-	-
McWilliams	-	-	-	-	-	-	-	-	-	-	-	-	-
Morris	-	-	2 (2)	-	-	-	-	-	-	-	-	-	-
Mott	-	3	-	-	1	-	-	-	-	-	-	-	-
Pikiell	-	-	-	-	-	-	-	-	-	-	-	-	-
Pulliam	8 (1)	4 (1)	1 (1)	2 (7)	21	5	-	1	-	1	0	-	-
Rainey	-	-	-	-	-	-	-	-	-	-	-	-	-
Sancataldo	-	-	-	-	-	-	-	-	-	-	-	-	-
Satterwhite	-	-	1 (1)	-	-	-	-	-	-	-	-	-	-
Shaw	1 (1)	7 (3)	1 (1)	-	4	-	-	2	-	-	-	-	-
Wood	2 (1)	7 (3)	5 (2)	6 (5)	17	-	-	-	-	-	-	-	-

* (--) indicates number of games tied with the high total

LARGEST MARGIN OF VICTORY

36, 12/10 vs. Eastern Illinois

LARGEST COMEBACK TO WIN

14, 2/24 at Illinois

LARGEST LEAD

39, 12/10 vs. Eastern Illinois

STARTING FIVE

Wood, Pulliam, Burton, Shaw, Hamilton
 Wood, Pulliam, Burton, Mott, Hamilton
 Satterwhite, Pulliam, Pikiell, Mott, Hamilton

NUMBER OF GAMES

9
 14
 1

RECORD

7-2
 9-5
 0-1

THE LAST TIME...

AN INDIVIDUAL...

Had 30-plus points:
 NU: 31, Lindsey Pulliam (2/10/20, MSU)
 Opp: 34, Monika Czinano (1/31/21, Iowa)

Had 20-plus points:
 NU: 25, Lindsey Pulliam (3/22/21, UCF)
 Opp: 26, Naz Hillmon (3/11/21, Michigan)

Had 10-plus points:
 NU: 25, Lindsey Pulliam (3/22/21, UCF)
 Opp: 14, Masseny Kaba (3/22/21, UCF)

Had 20-plus rebounds:
 NU: 20, P. Kunaiyi-Akpanah (2/25/18, Rutgers)

Had 10-plus rebounds:
 NU: 10, Jordan Hamilton (2/17/21, Nebraska)
 Opp: 13, Masseny Kaba (3/22/21, UCF)

Had 10-plus assists:
 NU: 10, Veronica Burton (12/14/20, Minnesota)
 Opp: 11, Kelly Campbell (12/1/19, DePaul)

Had 10-plus blocks:
 NU: 10, Amy Jaeschke (11/21/10, Chicago St.)

Had 10-plus steals:

NU: 10, Ashley Deary (11/26/15, E. Wash.)

Made 10+ FGs:

NU: 10, Lindsey Pulliam (Illinois 3/10/21)
 Opp: 10, Naz Hillmon (3/11/21, Michigan)

Made 5+ 3-point FGs:

NU: 5, Abi Scheid (2/25/20, Ohio State)
 Opp: 6, Isabelle Spingola (1/14/19, Marquette)

Shot 50% or better on FG (min. 12 att.)

NU: (56.2, 9-16) Lindsey Pulliam (3/22/21, UCF)
 Opp: (52.6, 10-19) Naz Hillmon (3/11/21, Michigan)

Shot 100% FT (min. 8):

NU: Veronica Burton (12-12, 2/24/21 Illinois)
 Opp: Kate Cain (8-8, 2/17/21, Nebraska)

Shot 100% FT (min. 12):

NU: Veronica Burton (12-12, 2/24/21 Illinois)

TEAM...

Scored 100 points:
 NU: 106, Minnesota (2/7/16)
 Opp: 112, Minnesota (2/7/16)

Scored 90 points:
 NU: 93 vs EIU (12/10/20)
 Opp: 92, DePaul (12/13/17)

Scored 80 points:
 NU: 87 vs Iowa (1/28/21)
 Opp: 85, Maryland (3/12/21)

50 rebounds:
 NU: 51, Nebraska (1/24/19)
 Opp: 52, Nebraska (2/17/21)

25 assists:
 NU: 28, Minnesota (12/14/20)
 Opp: 27, Iowa (1/28/21)

15 steals:
 NU: 21, Nebraska (2/17/21)
 Opp: 16, Maryland (1/25/18)

10 blocks:

NU: 11, Wichita St. (12/19/18)
 Opp: 10, Ohio State (3/3/17)

Made 30+ FGs:
 NU: 32 vs Iowa (1/28/21)
 Opp: 34, Maryland (3/12/21)

Attempted 75 FGs:
 NU: 78, Nebraska (2/17/21)
 Opp: 76, Ohio State (3/3/17)

Made 10+ 3-point FGs:
 NU: 10, Rutgers (2/19/20)
 Opp: 10, EIU (12/10/20)

Attempted 25 3-point FGs:
 NU: 25, UT Arlington (12/16/19)
 Opp: 27, Illinois (3/10/21)

Made 25+ FTs:
 NU: 31, Maryland (12/31/19)
 Opp: 25, Arizona State (12/21/14)

Attempted 35 FTs:
 NU: 37, MSU (2/7/21)

NOTABLE BIG TEN/NCAA RANKINGS

POINTS PER GAME			MINUTES PER GAME			ASSIST-TURNOVER RATIO		
B1G (NCAA)	Player	PPG	B1G (NCAA)	Player	MPG	B1G (NCAA)	Team	RATIO
13 (129)	Veronica Burton	16.3	2 (31)	Lindsey Pulliam	36.9	3 (7)	Northwestern	1.40
14 (146)	Lindsey Pulliam	16.0						
STEALS PER GAME			FREE THROWS MADE			SCORING DEFENSE		
B1G (NCAA)	Player	SPG	B1G (NCAA)	Player	FTM	B1G (NCAA)	Team	PPGA
1 (1)	Veronica Burton	3.9	2 (11)	Veronica Burton	129	3 (83)	Northwestern	61.1
2 (27)	Sydney Wood	2.6						
8 (216)	Jordan Hamilton	1.8						
ASSISTS PER GAME			TURNOVERS FORCED PER GAME			STEALS PER GAME		
B1G (NCAA)	Player	APG	B1G (NCAA)	Team	TPG	B1G (NCAA)	Team	SPG
6 (42)	Veronica Burton	4.9	1 (12)	Northwestern	20.9	2 (8)	Northwestern	11.5
FREE THROW PERCENTAGE			FEWEST TURNOVERS PER GAME			FREE THROW ATTEMPTS		
B1G (NCAA)	Player	PCT	B1G (NCAA)	Team	TPG	B1G (NCAA)	Team	FTA
6 (123)	Veronica Burton	80.1	2 (9)	Northwestern	11.4	2 (32)	Northwestern	494
ASSIST TURNOVER RATIO			TURNOVER MARGIN			ASSISTS PER GAME		
B1G (NCAA)	Player	RATIO	B1G (NCAA)	Team	Margin	B1G (NCAA)	Team	APG
3 (10)	Veronica Burton	2.81	1 (1)	Northwestern	+9.5	4 (27)	Northwestern	16.0
						Following games on 3/22/21		



JOE McKEOWN HEAD COACH

@JoeMcKeown700

Kent State '78

13TH SEASON AT NORTHWESTERN
35TH SEASON OVERALL

WILD FACTS

- » Named sixth head coach in Northwestern women's basketball history in 2008 after 19 successful seasons at George Washington.
- » 2019-20 Big Ten Coach of the Year
- » Delivered the first Big Ten Championship in 30 years in 2020 at NU while setting the program record with 26 wins
- » Second coach to reach 200 career wins at NU.
- » 717 wins in 34 seasons ranks 13th among active D-1 coaches.
- » 18 NCAA tournament appearances (2 NMSU, 15 GW, 1 NU).
- » Proud native of Philadelphia, Pa. He is married to his wife, Laura, and they have three children, Meghan, Joey, and Ally.

COACHING CAREER

- » Amassed more wins in his first six seasons at Northwestern (94) than the team had in the previous 11 before his arrival (77 from 1997-2008).
- » Coached the first First-Team All-Big Ten selection by a first-year student-athlete in program history (Nia Coffey - 2014).
- » Developed the 2013 Big Ten Freshman of the Year (Maggie Lyon).
- » Led Ashley Deary to back-to-back Big Ten Defensive Player of the Year awards (2016, 2017).
- » Oversaw the first Wildcats' student-athlete to be taken in the WNBA draft (Amy Jaeschke, 2011).
- » 41 combined victories in 2014-15 and 2015-16 are the best back-to-back seasons in program history.
- » Taken Northwestern to six postseason tournaments, including the 2015 NCAA Tournament, the team's first appearance in the tournament since 1997.
- » Reached the Big Ten Tournament semifinals in consecutive years (2015, 2016).
- » Coached 12 student-athletes to multiple All-Big Ten honors.
- » First year (7-23; 2008-09) to second year (18-15; 2009-10) improvement was tied for the 10th best turnaround in the country.
- » Won gold as the head coach of the United States in the World University Games held in Seoul, South Korea in 2015.
- » Compiled a 441-154 record in 19 seasons at GW.
- » Made 15 NCAA tournament appearances at George

Washington, advancing out of the first round 13 times, making four Sweet Sixteen appearances (1995, 1997, 2007, 2008) and reaching the Elite Eight once (1997).

- » Five-time Atlantic 10 Coach of the Year (1991, 1997, 2000, 2002, 2007).
- » Two-time National Coach of the Year nominee (1995, 1997).
- » Compiled a 68-20 record in three seasons at New Mexico State.
- » Served as an assistant at Kent State from 1979-80 and Oklahoma from 1983-86.

PLAYING CAREER

- » Began his career at Mercer College in Trenton, N.J. in 1975-76, earning Junior College National Small Player of the Year honors while leading his team to a 33-1 record and a spot in the NJCAA championship game.
- » Transferred to Kent State prior to the 1976-77 season.
- » Became team co-captain as a senior and earned Honorable Mention All-MAC honors.
- » School-record 15 assists in a game still stands.
- » Inducted into the Father Judge High School Hall of Fame in 1999 in Philadelphia.

COACHING CAREER

YEAR	TEAM	RECORD	CONF.	CONF. FINISH
1986-87	NMSU	23-7	10-2	--
1987-88	NMSU	26-3	10-0	--
1988-89	NMSU	19-10	8-2	--
1989-90	GW	14-14	8-10	6th
1990-91	GW	23-7	15-3	T-2nd
1991-92	GW	25-7	11-5	T-2nd
1992-93	GW	20-11	11-3	2nd
1993-94	GW	23-8	13-3	T-1st
1994-95	GW	26-6	14-2	1st
1995-96	GW	26-7	14-2	1st
1996-97	GW	28-6	16-0	1st
1997-98	GW	20-10	12-4	1st
1998-99	GW	19-9	12-4	3rd
1999-00	GW	26-6	14-2	1st
2000-01	GW	22-10	14-2	2nd
2001-02	GW	21-9	15-1	1st
2002-03	GW	25-7	15-1	1st
2003-04	GW	22-8	14-2	1st
2004-05	GW	23-9	13-3	T-1st
2005-06	GW	23-9	13-3	T-1st
2006-07	GW	28-4	14-0	1st
2007-08	GW	27-7	12-2	T-1st
2008-09	Northwestern	7-23	3-15	10th
2009-10	Northwestern	18-15	7-11	T-8th
2010-11	Northwestern	19-14	6-10	8th
2011-12	Northwestern	14-16	4-12	11th
2012-13	Northwestern	13-17	5-11	10th
2013-14	Northwestern	17-16	5-11	T-8th
2014-15	Northwestern	23-9	12-6	T-4th
2015-16	Northwestern	18-17	4-14	10th
2016-17	Northwestern	20-11	8-8	9th
2017-18	Northwestern	12-20	4-12	12th
2018-19	Northwestern	21-15	9-9	8th
2019-20	Northwestern	26-4	16-2	T-1st
2020-21	Northwestern	15-8	11-7	5th
TOTALS		732-359	93-128 (NU)	



JESS SANCATALDO • JR • 6-0 • SYDNEY, AUSTRALIA

NOTES/HIGHLIGHTS

- » Currently not with the team due to travel restrictions.
- » Returned to the court against Iowa (1/5)
- » Recorded a steal and an assist in victory over Michigan State (1/23)
- » Tallied two free throws in victory over Penn State (2/2)

O

SEASON & CAREER HIGHS

SEASON (19)	CATEGORY	CAREER
2	Points	20
3	Rebounds	4
1	Assists	2
1	Steals	1
0	Blocked Shots	1
1	FGM	8
2	FGA	10
0	3PTM	2
1	3PTA	5
2	FTM	3
2	FTA	4
4	Minutes	20



2019-20 Northwestern Women's Basketball
Individual Game-by-Game
All games

Page 1/15
as of Dec 09, 2020

#0 SANCATALDO, Jess

Opponent	Date	GS	MIN	Total	3-Pointers	Free throws	Rebounds	PF	A	T/O	BLK	STL	PTS	AVG
Iowa	01/05/2020		03:09	0-1 .000	0-1 .000	0-0 .000	0 0 0 0.0	1	0	0	0	0	0	0.0
Penn St.	01/19/2020		04:33	0-1 .000	0-0 .000	0-0 .000	0 0 0 0.0	0	0	0	0	1	0	0.0
at Michigan St.	01/23/2020		02:45	0-1 .000	0-1 .000	0-0 .000	0 0 0 0.0	0	1	0	0	1	0	0.0
at Penn St.	02/02/2020		02:09	0-0 .000	0-0 .000	2-2 1.000	0 0 0 0.0	0	0	0	0	0	2	0.5
Michigan St.	02/10/2020		03:25	1-2 .500	0-0 .000	0-0 .000	1 2 3 0.6	0	0	0	0	0	2	0.8
Rutgers	02/19/2020		02:06	0-1 .000	0-1 .000	0-0 .000	0 0 0 0.5	1	0	0	0	0	0	0.7
at Wisconsin	02/22/2020		02:45	0-0 .000	0-0 .000	0-0 .000	0 1 1 0.6	1	0	0	0	0	0	0.6
Illinois	02/29/2020		02:43	1-1 1.000	0-0 .000	0-0 .000	0 0 0 0.5	0	0	0	0	0	2	0.8
Totals		0	23:35	2-7 .286	0-3 .000	2-2 1.000	1 3 4 0.5	3	1	0	0	2	6	0.8

Player Averages

Games Played	Minutes/ game	Points/ game	FG Pct	3FG Pct	FT Pct	Rebounds/ game	Assists/ game	Turnovers/ game	Assist/Turnover ratio	Steals/ game	Blocks/ game
0	2.9	0.0	26.6	0.0	100.0	0.5	0.1	0.0	1.0	0.3	0.0



Season	GP	GS	Minutes	Totals	3-Point	Free-Throws	Rebounds	PF	FO	AST	AST/G	T/O	BLK	STL	PTS	AVG
2018-19	19	0	131	6.9	19 43 .442	7 17 .412	11 15 .733	7 9	16	0.8	10 0	7 0.4	7 3	5	56	2.9
2019-20	8	0	24	3.0	2 7 .286	0 3 .000	2 2 1.000	1 3	4	0.5	3 0	1 0.1	0 0	2	6	0.8
Total	27	0	155	5.7	21 50 .420	7 20 .350	13 17 .765	8 12	20	0.7	13 0	8 0.3	7 3	7	62	2.3



KAYLAH RAINEY • SO • 5-6 • BELLEVILLE, ILL.

NOTES/HIGHLIGHTS

- » **2020-21:**
- » Scored a career-high four points in four minutes against EIU
- » Set career-highs with five points and two steals vs ECU
- » Played a career-high 11 minutes vs Illinois
- » **2019-20:**
- » Made her collegiate debut and played six minutes, collecting an assist and a rebound in a win over

Loyola Maryland (11/10)

- » Recorded an assist in victory over Valparaiso (11/21)
- » Contributed two assists and three points in victory over Colgate (11/27)
- » Added two assists and a steal in victory over Boston College (12/4)
- » Recorded two points, two rebounds, an assist and a steal in victory over Dartmouth (12/7)
- » Grabbed three rebounds in victory over UT Arlington (12/16)
- » Posted two points and an assist in victory over Michigan State (1/23)
- » Contributed two points and a rebound in victory over Wisconsin (2/22).

SEASON & CAREER HIGHS

SEASON	CATEGORY	CAREER
5	Points	5
3	Rebounds	3
1	Assists	2
2	Steals	2
0	Blocked Shots	0
2	FGM	2
4	FGA	4
0	3PTM	1
1	3PTA	2
2	FTM	2
4	FTA	4
11	Minutes	11



2020-21 Northwestern Women's Basketball
Individual Game-by-Game
All games

Page 1/12
as of Mar 23, 2021

#1 RAINEY, Kaylah

Opponent	Date	GS	MIN	Total		3-Pointers		Free throws		Rebounds			PF	A	T/O	BLK	STL	PTS	AVG
				FG-FGA	PCT	3FG-3FGA	PCT	FT-FTA	PCT	OFF	DEF	TOT							
Eastern Ill.	12/10/2020		04:31	1-2	.500	0-0	.000	2-4	.500	0	0	0	0	1	0	0	0	0	4.0
Minnesota	12/14/2020		04:40	0-0	.000	0-0	.000	0-0	.000	0	1	1	0.5	1	1	0	0	0	2.0
at Purdue	12/17/2020		00:39	0-0	.000	0-0	.000	0-0	.000	0	0	0	0.3	0	0	0	0	0	1.3
Eastern Ky.	12/22/2020		08:14	2-3	.667	0-0	.000	1-2	.500	1	0	1	0.5	0	1	1	0	2	2.3
Michigan	01/03/2021		08:51	1-3	.333	0-0	.000	0-0	.000	0	0	0	0.4	1	1	1	0	2	2.2
at Wisconsin	01/06/2021		07:20	1-2	.500	0-0	.000	0-0	.000	2	0	2	0.7	2	0	0	0	2	2.2
Iowa	01/09/2021		04:23	2-3	.667	0-1	.000	0-0	.000	0	1	1	0.7	0	0	1	0	0	2.4
at Penn St.	01/17/2021		07:04	1-2	.500	0-0	.000	0-1	.000	0	0	0	0.6	2	1	1	0	0	2.4
Illinois	01/21/2021		10:39	1-4	.250	0-1	.000	0-0	.000	0	0	0	0.6	0	1	1	0	0	2.3
Indiana	01/24/2021		04:35	0-0	.000	0-0	.000	0-0	.000	0	0	0	0.5	0	0	1	0	0	2.1
Ohio St.	02/01/2021		01:32	0-1	.000	0-0	.000	0-0	.000	0	0	0	0.5	0	0	0	0	0	1.9
at Michigan St.	02/07/2021		02:00	0-1	.000	0-1	.000	0-0	.000	0	0	0	0.4	0	0	1	0	0	1.8
Rutgers	02/11/2021		03:48	0-1	.000	0-1	.000	0-0	.000	0	0	0	0.4	1	0	0	0	0	1.6
Nebraska	02/17/2021		07:10	1-3	.333	0-1	.000	0-0	.000	0	0	0	0.4	0	0	0	0	0	1.6
Wisconsin	02/20/2021		01:29	0-0	.000	0-0	.000	0-0	.000	0	0	0	0.3	0	0	0	0	0	1.5
Maryland	02/28/2021		00:08	0-0	.000	0-0	.000	0-0	.000	0	0	0	0.3	0	0	0	0	0	1.4
vs Illinois	03/10/2021		03:46	0-1	.000	0-0	.000	0-0	.000	1	2	3	0.5	0	0	0	0	0	1.4
vs Maryland	03/12/2021		05:15	0-1	.000	0-0	.000	2-2	1.000	0	1	1	0.5	0	0	0	0	0	1.4
Totals			86:03	10-27	.370	0-5	.000	5-9	.556	4	5	9	0.5	7	6	8	0	6	1.4

Player Averages

Games Played	Minutes/game	Points/game	FG Pct	3FG Pct	FT Pct	Rebounds/game	Assists/game	Turnovers/game	Assist/Turnover ratio	Steals/game	Blocks/game
18	4.8	1.4	37.0	0.0	55.6	0.5	0.3	0.4	0.8	0.3	0.0



Season	GP	GS	Minutes		Totals			3-Point			Free-Throws			Rebounds			AVG	PF	FO	AST	AST/G	T/O	BLK	STL	PTS	AVG
			MIN	AVG	FG	FGA	PCT	FG	FGA	PCT	FT	FTA	PCT	OFF	DEF	TOT										
2019-20	13	0	45	3.5	3	14	.214	1	7	.143	2	2	1.000	2	7	9	0.7	7	0	9	0.7	5	0	3	9	0.7
2020-21	18	0	86	4.8	10	27	.370	0	5	.000	5	9	.556	4	5	9	0.5	7	0	6	0.3	8	0	6	25	1.4
Total	31	0	131	4.2	13	41	.317	1	12	.083	7	11	.636	6	12	18	0.6	14	0	15	0.5	13	0	9	34	1.1



LAURYN SATTERWHITE • R-JR • 5-7 • AVONDALE, ARIZ.

NOTES/HIGHLIGHTS

- » **2020-21:**
- » Expected to be significant contributor in a sixth-woman role for team
- » Set a career-high with 22 minutes against ECU while scoring five points
- » Scored a then career-high eight points against Illinois with two threes made.
- » Scored a career-high nine points at Illinois with a career-high three made

2

threes in 22 minutes.

- » Logged 12 crucial bench minutes against UCF, closing down the stretch after Burton fouled out, and hit a big fourth quarter three.

» 2019-20:

- » Logged five minutes in a win over Loyola Maryland, collecting two points and an assist (11/10)
- » Collected two assists in four minutes in an overtime victory over Marquette (11/14)
- » Recorded two rebounds, three assists and six points in victory over Duke (11/17)
- » Dominated on defense with a season high five rebounds, four assists and three steals in victory over Colgate (11/27)
- » Recorded two points and two rebounds in victory over Dartmouth (12/7)
- » Contributed two rebounds and a point in victory over Illinois (12/28)
- » Contributed one rebound in win over Michigan St. (2/10).

SEASON & CAREER HIGHS

SEASON	CATEGORY	CAREER
9	Points	9
3	Rebounds	5
3	Assists	4
2	Steals	3
0	Blocked Shots	1
3	FGM	3
10	FGA	10
3	3PTM	3
5	3PTA	5
3	FTM	3
4	FTA	4
22	Minutes	22



2020-21 Northwestern Women's Basketball
Individual Game-by-Game
All games

Page 2/12
as of Mar 23, 2021

#2 SATTERWHITE, Lauryn

Opponent	Date	GS	MIN	Total	3-Pointers	Free throws	Rebounds	PF	A	T/O	BLK	STL	PTS	AVG
				FG-FGA	PCT	3FG-3FGA	PCT	FT-FTA	PCT	OFF	DEF	TOT		
Eastern Ill.	12/10/2020		17:41	1-3	.333	0-1	.000	0-0	.000	1	1	2	2.0	2
Minnesota	12/14/2020		20:49	1-5	.200	1-4	.250	1-2	.500	0	2	2	2.0	1
at Purdue	12/17/2020		11:35	1-3	.333	1-3	.333	0-0	.000	0	0	1	1.3	2
Eastern Ky.	12/22/2020		22:14	2-5	.400	0-3	.000	1-2	.500	3	0	3	1.8	0
at Nebraska	12/31/2020		09:40	0-3	.000	0-2	.000	0-0	.000	0	0	1	1.4	0
Michigan	01/03/2021		07:37	1-3	.333	0-2	.000	0-0	.000	0	0	1	1.2	0
at Wisconsin	01/06/2021		09:01	1-3	.333	0-1	.000	0-0	.000	0	0	1	1.0	1
Iowa	01/09/2021		02:45	1-2	.500	1-1	1.000	0-0	.000	0	0	0	0.9	0
at Penn St.	01/17/2021		01:47	0-0	.000	0-0	.000	0-0	.000	1	0	1	0.9	0
Illinois	01/21/2021		16:50	3-10	.300	2-4	.500	0-0	.000	1	2	3	1.1	1
Indiana	01/24/2021		05:54	0-1	.000	0-0	.000	0-0	.000	0	0	1	1.0	0
at Iowa	01/28/2021		04:42	0-1	.000	0-0	.000	0-0	.000	1	0	1	1.0	0
Ohio St.	02/01/2021		09:25	1-4	.250	0-3	.000	0-0	.000	0	0	0	0.9	0
at Michigan St.	02/07/2021		15:02	1-2	.500	0-0	.000	0-1	.000	0	2	2	1.0	0
Rutgers	02/11/2021		04:35	0-4	.000	0-2	.000	0-0	.000	2	1	3	1.1	1
Nebraska	02/17/2021		00:37	0-0	.000	0-0	.000	0-0	.000	0	0	1	1.1	3
Wisconsin	02/20/2021		12:20	1-4	.250	1-4	.250	1-2	.500	1	1	2	1.1	0
at Illinois	02/24/2021		21:46	3-6	.500	3-5	.600	0-0	.000	0	1	1	1.1	0
Maryland	02/28/2021	*	09:47	0-1	.000	0-0	.000	0-0	.000	3	0	3	1.2	3
at Michigan	03/06/2021		06:05	0-2	.000	0-2	.000	0-0	.000	0	0	1	1.2	1
vs Illinois	03/10/2021		12:33	1-2	.500	0-0	.000	2-2	1.000	0	2	2	1.2	1
vs Michigan	03/11/2021		09:47	2-3	.667	1-1	1.000	0-0	.000	0	0	1	1.1	0
vs Maryland	03/12/2021		18:25	1-3	.333	1-3	.333	0-0	.000	2	0	2	1.2	0
vs UCF	03/22/2021		12:14	1-1	1.000	1-1	1.000	3-4	.750	0	1	1	1.2	0
Totals			1 263:12	22-71	.310	12-42	.286	8-13	.615	15	13	28	1.2	18

Player Averages

Games Played	Minutes/game	Points/game	FG Pct	3FG Pct	FT Pct	Rebounds/game	Assists/game	Turnovers/game	Assist/Turnover ratio	Steals/game	Blocks/game
24	11.0	2.7	31.0	28.6	61.5	1.2	0.7	0.6	1.1	0.3	0.0



Season	GP	GS	Minutes	Totals	3-Point	Free-Throws	Rebounds	Assists	Turnovers	Assist/Turnover ratio	Steals	Blocks	PTS	AVG
			MIN	AVG	FG	FGA	PCT	FG	FGA	PCT	FT	FTA	PCT	
2018-19	4	0	35	8.8	2	7	.286	0	1	.000	0	0	.000	1
2019-20	19	0	100	5.3	5	22	.227	2	12	.167	2	6	.333	0
2020-21	24	1	265	11.0	22	71	.310	12	42	.286	8	13	.615	15
Total	47	1	400	8.5	29	100	.290	14	55	.255	10	19	.526	49



SYDNEY WOOD • JR • 5-11 • OLNEY, MD.

NOTES/HIGHLIGHTS

» 2020-21:

- » Named to the 2021 Big Ten All-Defensive Team by the coaches and was an All-Big Ten honorable mention by the media.
- » Tied a then career-high with 14 points in the opener against EIU, and set career highs with five steals and 10 FGA.
- » Set new career-highs with 19 points on 9-13 shooting on an efficient night against Minnesota while also grabbing eight rebounds.

» Tied her career-high with 19 points against Michigan going 9-10 from the free throw line.

» Scored 14 points at Wisconsin while making her first three pointer of the season and setting season-highs in assists (4) and blocks (3)

» Turned in an all-around performance with 19 points, seven rebounds, six assists, three blocks and three steals against Iowa.

» Came a rebound short of a quadruple-nickel against Iowa with 14 points, five assists, five steals and four rebounds.

» Set a career-high with six steals against Nebraska (2/17)

» 2019-20:

» Earned All-Big Ten honorable mention.

» Finished third in the Big Ten in assist-to-turnover ratio (2.3) and tied for seventh in steals (55)

» Grabbed a career-high 11 boards in a career-high 44 minutes against Marquette (11/14)

» Grabbed seven rebounds, notched seven assists and scored six points in victory over Illinois (12/28)

» Added seven points, four steals and three assists in victory over Indiana (1/16)

» Tallied one field goal, eight rebounds, five assists, four steals, and one block against victory over Michigan St. (2/10)

» Shot perfectly from the field and the charity stripe, tallying 14 points along with three rebounds and three steals at Michigan (2/13)

» Shot six for seven field goals, seven rebounds and four assists in victory over Wisconsin (2/22)

» Posted 12 points, nine rebounds and three assists in victory over Ohio State (2/25)

SEASON & CAREER HIGHS

SEASON	CATEGORY	CAREER
19	Points	19
9	Rebounds	11
6	Assists	7
6	Steals	6
3	Blocked Shots	4
9	FGM	9
14	FGA	14
1	3PTM	1
2	3PTA	2
9	FTM	9
10	FTA	10
39	Minutes	44



2020-21 Northwestern Women's Basketball Individual Game-by-Game All games

Page 3/12
as of Mar 23, 2021

#3 WOOD, Sydney


Opponent	Date	GS	MIN	Total		3-Pointers		Free throws		Rebounds											
				FG-FGA	PCT	3FG-3FGA	PCT	FT-FTA	PCT	OFF	DEF	TOT	AVG	PF	A	T/O	BLK	STL	PTS	AVG	
Eastern Ill.	12/10/2020	*	32:58	5-10	.500	0-0	.000	4-5	.800	2	5	7	7.0	2	3	1	1	5	14	14.0	
Minnesota	12/14/2020	*	33:15	9-13	.692	0-0	.000	1-3	.333	3	5	8	7.5	3	1	4	1	1	19	16.5	
at Purdue	12/17/2020	*	30:32	5-10	.500	0-0	.000	1-1	1.000	0	0	0	5.0	3	1	3	0	3	11	14.7	
Eastern Ky.	12/22/2020	*	26:51	5-8	.625	0-0	.000	3-4	.750	3	1	4	4.8	2	2	2	1	4	13	14.3	
at Nebraska	12/31/2020	*	37:17	4-11	.364	0-0	.000	4-8	.500	2	7	9	5.6	2	1	1	0	2	12	13.8	
Michigan	01/03/2021	*	31:27	5-12	.417	0-0	.000	9-10	.900	6	1	7	5.8	3	2	1	1	1	19	14.7	
at Wisconsin	01/06/2021	*	32:15	6-11	.545	1-1	1.000	1-2	.500	2	4	6	5.9	2	4	2	3	4	14	14.6	
Iowa	01/09/2021	*	38:59	6-14	.429	0-0	.000	5-7	.714	3	4	7	6.0	1	6	2	3	3	17	14.9	
at Penn St.	01/17/2021	*	37:06	6-9	.667	0-1	.000	1-1	1.000	2	5	7	6.1	2	1	3	2	3	13	14.7	
Illinois	01/21/2021	*	29:29	5-8	.625	0-0	.000	0-0	.000	1	3	4	5.9	3	2	3	1	2	10	14.2	
Indiana	01/24/2021	*	40:00	3-6	.500	1-2	.500	5-6	.833	2	2	4	5.7	4	4	3	0	1	12	14.0	
at Iowa	01/28/2021	*	36:52	6-10	.600	0-0	.000	2-8	.250	2	2	4	5.6	2	5	3	0	5	14	14.0	
Ohio St.	02/01/2021	*	39:22	3-6	.500	0-0	.000	2-3	.667	2	5	7	5.7	2	4	3	2	3	8	13.5	
at Michigan St.	02/07/2021	*	32:20	3-8	.375	0-2	.000	2-6	.333	2	2	4	5.6	5	2	2	1	2	8	13.1	
Rutgers	02/11/2021	*	38:51	5-8	.625	0-0	.000	2-2	1.000	4	1	5	5.5	3	5	1	2	1	12	13.1	
Nebraska	02/17/2021	*	36:24	5-10	.500	0-0	.000	2-2	1.000	3	1	4	5.4	1	6	2	0	6	12	13.0	
Wisconsin	02/20/2021	*	32:48	6-9	.667	0-0	.000	2-2	1.000	1	2	3	5.3	2	3	3	1	3	14	13.1	
at Illinois	02/24/2021	*	33:15	1-5	.200	0-0	.000	3-6	.500	5	2	7	5.4	2	5	3	0	3	5	12.6	
Maryland	02/28/2021	*	33:56	4-8	.500	0-0	.000	2-4	.500	1	5	6	5.4	3	2	1	3	1	10	12.5	
at Michigan	03/06/2021	*	38:29	4-7	.571	0-1	.000	1-1	1.000	3	5	8	5.6	3	2	0	1	1	9	12.3	
vs Illinois	03/10/2021	*	32:04	4-8	.500	0-1	.000	2-2	1.000	2	7	9	5.7	4	4	3	0	2	10	12.2	
vs Michigan	03/11/2021	*	36:12	2-8	.250	0-0	.000	0-0	.000	5	2	7	5.8	1	4	1	1	1	4	11.8	
vs Maryland	03/12/2021	*	27:59	3-6	.500	0-0	.000	1-2	.500	2	0	2	5.6	3	0	2	0	4	7	11.6	
vs UCF	03/22/2021	*	35:32	0-0	.000	0-0	.000	0-0	.000	0	4	4	5.5	2	3	3	2	2	0	11.1	
Totals			23	824:13	105-205	.512	2-8	.250	55-85	.647	58	75	133	5.5	60	69	54	26	63	267	11.1

Player Averages

Games Played	Minutes/game	Points/game	FG Pct	3FG Pct	FT Pct	Rebounds/game	Assists/game	Turnovers/game	Assist/Turnover ratio	Steals/game	Blocks/game
24	34.3	11.1	51.2	25.0	64.7	5.5	2.9	2.3	1.3	2.6	1.1



Season	GP	GS	Minutes MIN	AVG	Totals FG	FGA	PCT	3-Point FG	FGA	PCT	Free-Throws FT	FTA	PCT	Rebounds OFF	DEF	TOT	AVG	PF	FO	AST	AST/G	T/O	BLK	STL	PTS	AVG
2018-19	34	4	585	17.2	36	96	.375	3	9	.333	26	48	.542	32	40	72	2.1	41	0	40	1.2	28	20	38	101	3.0
2019-20	30	28	880	29.3	62	135	.459	1	6	.167	27	47	.574	48	88	136	4.5	65	0	97	3.2	43	17	55	152	5.1
2020-21	24	23	825	34.4	105	205	.512	2	8	.250	55	85	.647	58	75	133	5.5	60	1	69	2.9	54	26	63	267	11.1
Total	88	55	2290	26.0	203	436	.466	6	23	.261	108	180	.600	138	203	341	3.9	166	1	206	2.3	125	63	156	520	5.9



LINDSEY PULLIAM • SR • 5-10 • SILVER SPRING, MD.

NOTES/HIGHLIGHTS

- » **2020-21:**
- » Second Team All-Big Ten
- » Against UCF, became the third Wildcat in program history to score 2,000 points. Currently ranks sixth among all active NCAA players in career points scored
- » Turned in one of the signature performances of her career against UCF, scoring 25 points on 9-16 shooting, adding three rebounds, three assists while going 6-6 from the FT line while playing all 40 minutes.

10

- » Scored 18 points on 6-11 shooting in game one.
- » Scored a season-high 28 points against Illinois featuring a 19-point third quarter with 8-12 shooting in the frame.
- » Posted her second 25+ point game of the season at Iowa, scoring 27 on 6-12 shooting, featuring career-highs in FTM (12) and FTA (16)
- » Recorded her first double-double of the season with 15 points and 10 rebounds (tied for a career-high) against No. 11 Ohio State
- » Climbing career top-ten record books in points and free throw made (see page 3).
- » **2019-20:**
- » AP All American Honorable Mention
- » Unanimously selected to All-Big Ten first team
- » Third in Big Ten in scoring (18.8 ppg)
- » Led the team with 563 points and 202 field goals
- » Became the fastest player to reach 1000 points in program history

SEASON & CAREER HIGHS

SEASON	CATEGORY	CAREER
28	Points	33
10	Rebounds	10
4	Assists	5
4	Steals	4
1	Blocked Shots	2
12	FGM	13
24	FGA	25
3	3PTM	4
6	3PTA	7
12	FTM	12
16	FTA	16
40	Minutes	45



2020-21 Northwestern Women's Basketball Individual Game-by-Game All games

Page 4/12
as of Mar 23, 2021

#10 PULLIAM, Lindsey

10 PULLIAM, Lindsey																					
Opponent	Date	GS	MIN	Total		3-Pointers		Free throws		Rebounds				PF	A	T/O	BLK	STL	PTS	AVG	
				FG-FGA	PCT	3FG-3FGA	PCT	FT-FTA	PCT	OFF	DEF	TOT	AVG								
Eastern Ill.	12/10/2020	*	31:25	6-11	.545	2-5	.400	4-6	.667	1	5	6	6.0	3	2	1	0	2	18	18.0	
Minnesota	12/14/2020	*	30:46	6-14	.429	1-4	.250	0-0	.000	1	4	5	5.5	1	2	1	0	1	13	15.5	
at Purdue	12/17/2020	*	38:46	3-16	.188	0-6	.000	4-4	1.000	1	1	2	4.3	1	3	3	0	1	10	13.7	
Eastern Ky.	12/22/2020	*	30:41	5-17	.294	0-6	.000	5-8	.625	4	1	5	4.5	2	2	2	0	4	15	14.0	
at Nebraska	12/31/2020	*	40:00	8-22	.364	2-6	.333	1-2	.500	2	1	3	4.2	2	4	0	0	2	19	15.0	
Michigan	01/03/2021	*	35:25	5-14	.357	1-3	.333	2-2	1.000	2	2	4	4.2	2	0	0	1	0	13	14.7	
at Wisconsin	01/06/2021	*	31:47	6-14	.429	1-3	.333	1-1	1.000	1	2	3	4.0	1	4	1	1	2	14	14.6	
Iowa	01/09/2021	*	40:00	2-5	.400	0-1	.000	2-4	.500	0	2	2	3.8	1	3	1	0	1	6	13.5	
at Penn St.	01/17/2021	*	38:20	8-23	.348	0-6	.000	1-2	.500	1	7	8	4.2	1	4	3	0	3	17	13.9	
Illinois	01/21/2021	*	35:24	12-23	.522	2-4	.500	2-4	.500	4	2	6	4.4	2	2	2	1	0	28	15.3	
Indiana	01/24/2021	*	40:00	6-18	.333	1-3	.333	2-4	.500	2	7	9	4.8	4	1	2	1	0	15	15.3	
at Iowa	01/28/2021	*	38:20	6-12	.500	3-3	1.000	12-16	.750	0	4	4	4.8	3	2	1	0	1	27	16.3	
Ohio St.	02/01/2021	*	38:43	6-19	.316	0-5	.000	3-6	.500	1	9	10	5.2	3	3	3	0	0	15	16.2	
at Michigan St.	02/07/2021	*	37:06	7-17	.412	3-6	.500	5-8	.625	0	6	6	5.2	2	0	3	0	1	22	16.6	
Rutgers	02/11/2021	*	38:44	3-14	.214	1-4	.250	1-2	.500	2	2	4	5.1	2	1	1	0	0	8	16.0	
Nebraska	02/17/2021	*	39:10	9-24	.375	1-6	.167	3-4	.750	2	2	4	5.1	2	2	0	0	0	22	16.4	
Wisconsin	02/20/2021	*	35:03	6-16	.375	0-3	.000	2-4	.500	1	5	6	5.1	2	3	3	1	1	14	16.2	
at Illinois	02/24/2021	*	40:00	8-21	.381	1-4	.250	2-4	.500	3	5	8	5.3	1	4	0	0	1	19	16.4	
Maryland	02/28/2021	*	39:00	6-21	.286	1-3	.333	0-0	.000	1	5	6	5.3	2	3	2	0	0	13	16.2	
at Michigan	03/06/2021	*	40:00	4-17	.235	1-3	.333	2-2	1.000	0	6	6	5.4	3	1	1	0	3	11	16.0	
vs Illinois	03/10/2021	*	34:49	10-19	.526	1-5	.200	0-0	.000	0	9	9	5.5	1	2	0	0	1	21	16.2	
vs Michigan	03/11/2021	*	37:54	8-21	.381	1-3	.333	1-2	.500	2	4	6	5.5	1	1	0	0	0	18	16.3	
vs Maryland	03/12/2021	*	33:20	0-12	.000	0-4	.000	1-2	.500	2	2	4	5.5	1	1	2	0	0	1	15.6	
vs UCF	03/22/2021	*	40:00	9-16	.563	1-2	.500	6-6	1.000	0	3	3	5.4	1	3	3	1	1	25	16.0	
Totals			24	884:43	149-406	.367	24-98	245	62-93	.667	33	96	129	5.4	44	53	35	6	25	384	16.0

Player Averages

Games Played	Minutes/game	Points/game	FG Pct	3FG Pct	FT Pct	Rebounds/game	Assists/game	Turnovers/game	Assist/Turnover ratio	Steals/game	Blocks/game
24	36.9	16.0	36.7	24.5	66.7	5.4	2.2	1.5	1.5	1.0	0.3



Minutes	Totals				3-Point						Free-Throws			Rebounds												
Season	GP	GS	MIN	AVG	FG	FGA	PCT	FG	FGA	PCT	FT	FTA	PCT	OFF	DEF	TOT	AVG	PF	FO	AST	AST/G	T/O	BLK	STL	PTS	AVG
2017-18	32	32	1126	35.2	179	443	.404	9	39	.231	112	137	.818	30	79	109	3.4	62	0	59	1.8	51	6	22	479	15.0
2018-19	36	36	1247	34.6	218	593	.368	14	77	.182	145	185	.784	24	106	130	3.6	71	0	66	1.8	71	7	34	595	16.5
2019-20	30	30	1017	33.9	202	523	.386	42	120	.350	117	160	.731	28	112	140	4.7	54	2	69	2.3	53	5	36	563	18.8
2020-21	24	24	886	36.9	149	406	.367	24	98	.245	62	93	.667	33	96	129	5.4	44	0	53	2.2	35	6	25	384	16.0
Total	122	122	4276	35.0	748	1965	.381	89	334	.266	436	575	.758	115	393	508	4.2	231	2	247	2.0	210	24	117	2021	16.6



BROOKE PIKIELL • SR • 5-10 • FAR HILLS, N.J.

11

NOTES/HIGHLIGHTS

- » **2020-21:**
- » Appeared in game one with three minutes played.
- » Attempted her first shot of the season against EKU.
- » Recorded her first assist of the season at Wisconsin.
- » **2019-20:**
- » Made her first season appearance in victory over Colgate (11/27)
- » Recorded an assist in a victory over Dartmouth (12/7).

SEASON & CAREER HIGHS

SEASON	CATEGORY	CAREER
0	Points	2
0	Rebounds	1
1	Assists	2
0	Steals	1
0	Blocked Shots	0
0	FGM	1
1	FGA	2
0	3PTM	0
1	3PTA	0
0	FTM	0
0	FTA	2
4	Minutes	15



2020-21 Northwestern Women's Basketball
Individual Game-by-Game
All games

Page 5/12
as of Mar 23, 2021

#11 PIKIELL, Brooke

Opponent	Date	GS	MIN	Total		3-Pointers		Free throws		Rebounds		PF	A	T/O	BLK	STL	PTS	AVG
				FG	FGA	PCT	3FG	3FGA	PCT	FT	FTA	PCT	OFF	DEF	TOT	AVG		
Eastern Ill.	12/10/2020		03:10	0-0	.000	0-0	.000	0-0	.000	0	0	0.0	0	0	0	0	0	0.0
Minnesota	12/14/2020		01:33	0-0	.000	0-0	.000	0-0	.000	0	0	0.0	0	0	0	0	0	0.0
Eastern Ky.	12/22/2020		03:43	0-1	.000	0-1	.000	0-0	.000	0	0	0.0	0	0	0	1	0	0.0
at Wisconsin	01/06/2021		02:54	0-0	.000	0-0	.000	0-0	.000	0	0	0.0	0	0	0	0	0	0.0
at Penn St.	01/17/2021		00:56	0-0	.000	0-0	.000	0-0	.000	0	0	0.0	0	0	0	0	0	0.0
Illinois	01/21/2021		02:40	0-0	.000	0-0	.000	0-0	.000	0	0	0.0	0	0	0	0	0	0.0
Wisconsin	02/20/2021		01:29	0-0	.000	0-0	.000	0-0	.000	0	0	0.0	0	0	0	0	1	0.0
Maryland	02/28/2021	*	01:32	0-0	.000	0-0	.000	0-0	.000	0	0	0.0	0	0	0	0	0	0.0
vs Illinois	03/10/2021		01:28	0-0	.000	0-0	.000	0-0	.000	0	0	0.0	0	0	0	0	0	0.0
vs Michigan	03/11/2021		00:45	0-0	.000	0-0	.000	0-0	.000	0	0	0.0	0	0	0	0	0	0.0
Totals			1 20:10	0-1	.000	0-1	.000	0-0	.000	0	0	0.0	0	1	2	0	0	0.0

Player Averages

Games Played	Minutes/ game	Points/ game	FG Pct	3FG Pct	FT Pct	Rebounds/ game	Assists/ game	Turnovers/ game	Assist/Turnover ratio	Steals/ game	Blocks/ game
10	2.0	0.0	0.0	0.0	0.0	0.0	0.1	0.2	0.5	0.0	0.0



Season	Minutes		Totals					3-Point			Free-Throws			Rebounds		PF	FO	AST	AST/G	T/O	BLK	STL	PTS	AVG		
	GP	GS	MIN	AVG	FG	FGA	PCT	FG	FGA	PCT	FT	FTA	PCT	OFF	DEF										TOT	AVG
2017-18	11	0	38	3.5	1	3	.333	0	0	.000	0	4	.000	1	3	4	0.4	2	0	4	0.4	2	0	3	2	0.2
2018-19	5	0	16	3.2	1	1	1.000	0	0	.000	0	0	.000	0	1	1	0.2	0	0	2	0.4	0	0	1	2	0.4
2020-21	10	1	21	2.1	0	1	.000	0	1	.000	0	0	.000	0	0	0	0.0	0	0	1	0.1	2	0	0	0	0.0
Total	29	1	81	2.8	2	5	.400	0	1	.000	0	4	.000	1	4	5	0.2	2	0	8	0.3	4	0	4	4	0.1

12

- » Named the 2021 Big Ten Defensive Player of the Year
- » Scored 21 points in just 24 minutes of action against EIU while recording six assists and five steals.
- » Recorded her second career double-double and first in points/assists with 20 points, 10 rebounds on 6-8 shooting against Minnesota.
- » Exploded for a career-high 27 points against Purdue, marking her third straight game with 20+ points.

- | SEASON | CATEGORY | CAREER |
|--------|---------------|--------|
| 27 | Points | 27 |
| 15 | Rebounds | 15 |
| 10 | Assists | 10 |
| 8 | Steals | 8 |
| 3 | Blocked Shots | 3 |
| 9 | FGM | 9 |
| 17 | FGA | 17 |
| 3 | 3PTM | 5 |
| 7 | 3PTA | 10 |
| 14 | FTM | 14 |
| 17 | FTA | 17 |
| 39 | Minutes | 43 |

Page 6/12
as of Mar 23, 2021

Opponent	Date	GS	MIN	Total			3-Pointers			Free throws			Rebounds			PF	A	T/O	BLK	STL	PTS	AVG
				FG-FA	FG	FTA	3FG-3FA	3FG	3FTA	FT-FTA	FT	OFF	DEF	TOT	AVG							
Eastern Ill.	12/10/2020	*	24:26	6-12	66.7	2-3	66.7	3-3	100.0	1	2	3	3	0	1	6	1	0	5	21	20.0	
Minnesota	12/14/2020	*	30:49	6-8	75.0	2-3	66.7	6-6	100.0	0	1	1	2	0	3	1	0	0	4	20	20.5	
at Purdue	12/17/2020	*	33:47	9-17	52.9	3-6	50.0	6-6	100.0	0	1	3	2	3	4	3	2	2	5	27	22.1	
Eastern Ky.	12/22/2020	*	28:20	5-13	38.5	2-6	33.3	5-7	71.4	2	1	3	2	5	0	3	2	0	4	17	21.3	
at Nebraska	12/31/2020	*	36:46	5-14	35.7	2-6	33.3	3-4	75.0	0	5	5	3	0	2	5	1	1	6	15	20.0	
Michigan	01/03/2021	*	33:29	3-13	23.1	1-6	16.7	0-0	0.00	1	1	2	2	8	3	6	1	0	4	7	17.8	
at Wisconsin	01/06/2021	*	30:14	6-11	54.5	3-6	50.0	0-0	0.00	4	5	9	3	7	2	3	2	0	4	15	17.4	
Iowa	01/09/2021	*	33:26	4-9	44.4	3-4	75.0	3-6	50.0	2	3	5	3	9	2	7	1	0	3	18	17.5	
at Penn St.	01/17/2021	*	37:08	7-13	53.8	2-6	33.3	3-5	60.0	0	2	2	3	7	2	4	5	0	5	19	17.7	
Illinois	01/21/2021	*	31:34	4-10	40.0	2-5	40.0	5-6	83.3	3	3	6	3	9	1	6	0	0	7	15	17.4	
Indiana	01/24/2021	*	35:25	4-12	33.3	0-4	0.00	9-10	90.0	0	5	5	4	0	3	2	1	1	4	17	17.4	
at Iowa	01/28/2021	*	38:26	8-15	53.3	3-7	42.9	1-5	20.0	3	2	5	4	1	2	2	1	0	2	20	17.6	
Ohio St.	02/01/2021	*	35:37	5-11	45.5	0-3	0.00	10-14	71.4	3	12	15	4	9	2	9	1	1	4	20	17.8	
at Michigan St.	02/07/2021	*	37:19	2-7	28.6	1-4	25.0	14-17	82.4	2	1	3	4	8	4	2	3	3	2	19	17.9	
Rutgers	02/11/2021	*	38:01	1-9	11.1	1-6	16.7	4-6	66.7	2	3	5	4	8	2	4	3	0	2	7	17.1	
Nebraska	02/23/2021	*	35:46	2-12	16.7	1-6	33.3	6-7	85.7	0	4	4	0	8	0	6	0	0	8	10	16.7	
Wisconsin	02/24/2021	*	34:58	8-18	44.4	1-5	20.0	10-10	100.0	1	4	5	4	8	1	5	0	0	3	13	16.5	
at Illinois	02/24/2021	*	37:49	4-10	40.0	0-3	0.00	12-12	100.0	2	3	5	4	8	4	5	3	0	3	20	16.7	
Maryland	02/28/2021	*	36:56	4-16	25.0	0-5	0.00	7-9	77.8	5	2	7	4	9	2	1	1	5	15	16.6		
at Michigan	03/06/2021	*	39:22	6-16	37.5	2-7	28.6	5-8	63.3	2	2	4	4	9	3	3	0	0	3	19	16.7	
vs Illinois	03/10/2021	*	34:23	4-11	36.4	2-6	33.3	5-6	83.3	2	4	6	4	9	1	6	3	0	5	15	16.6	
vs Michigan	03/11/2021	*	37:11	7-14	50.0	2-7	28.6</															

Games Played	Minutes/game	Points/game	FG Pct	3FG Pct	FT Pct	Rebounds/game	Assists/game	Turnovers/game	Assist/Turnover ratio	Steals/game	Blocks/game
24	34.6	16.3	40.2	30.3	80.1	5.2	4.9	1.8	2.8	3.9	0.5

GAME NOTES • 15



COURTNEY SHAW • JR • 6-0 • PERRY HALL, MD.

NOTES/HIGHLIGHTS

- » **2020-21:**
- » Scored in double digits for the fourth time this season with 12 points and four rebounds against UCF. Was a game high +21 in 29 minutes.
- » Set career-highs against EIU in points (13), blocks (3), FGM (6), FGA (8).
- » Set career-highs with nine rebounds, three assists and 29 minutes played against Purdue
- » Scored a career-high 15 points at Wisconsin and nearly recorded a double-

double (9 rebounds)

- » Recorded 10+ rebounds in back to back games against Penn State and Illinois.
- » Returned the court after a 41-day absence with 9 points and 7 rebounds in 19 minutes of action vs Michigan.

» 2019-20:

- » Tied a career-high with four points and collected four rebounds in eight minutes in a win over Marquette
- » Recorded six points, six rebounds and a steal in 11 minutes against Duke (11/17)
- » Contributed seven points, three rebounds and an assist in victory over DePaul (12/1)
- » Recorded career-high 11 points, four rebounds and a block in victory over Dartmouth (12/7)
- » Nabbed a career-high eight rebounds, along with six points and two steals, in win over Minnesota (1/9)
- » Grabbed four rebounds and scored four points in victory over Rutgers (2/19)
- » Added six points, three rebounds and two blocks in victory over Ohio State (2/25)

15

SEASON & CAREER HIGHS

SEASON	CATEGORY	CAREER
15	Points	15
12	Rebounds	12
3	Assists	3
3	Steals	3
3	Blocked Shots	3
6	FGM	6
8	FGA	8
0	3PTM	0
0	3PTA	0
2	FTM	4
6	FTA	10
35	Minutes	35



2020-21 Northwestern Women's Basketball Individual Game-by-Game All games

Page 7/12
as of Mar 23, 2021

#15 SHAW, Courtney

Opponent	Date	GS	MIN	Total	3-Pointers	Free throws	Rebounds	PF	A	T/O	BLK	STL	PTS	AVG
				FG-FGA PCT	3FG-3FGA PCT	FT-FTA PCT	OFF DEF TOT AVG							
Eastern Ill.	12/10/2020	*	22:46	6-8 .750	0-0 .000	1-2 .500	4 3 7 7.0	1	0	0	3	1	13	13.0
Minnesota	12/14/2020	*	22:13	5-6 .833	0-0 .000	0-0 .000	1 5 6 6.5	1	1	1	2	2	10	11.5
at Purdue	12/17/2020		29:12	3-4 .750	0-0 .000	0-3 .000	5 4 9 7.3	4	3	2	0	2	6	9.7
Eastern Ky.	12/22/2020	*	23:59	3-7 .429	0-0 .000	2-4 .500	2 2 4 6.5	2	0	0	1	0	8	9.3
at Nebraska	12/31/2020	*	35:26	2-7 .286	0-0 .000	1-6 .167	7 2 9 7.0	2	1	2	0	3	5	8.4
Michigan	01/03/2021	*	13:29	0-2 .000	0-0 .000	2-4 .500	1 0 1 6.0	4	0	0	0	1	2	7.3
at Wisconsin	01/06/2021	*	27:06	6-7 .857	0-0 .000	3-6 .500	4 5 9 6.4	1	1	2	0	1	15	8.4
Iowa	01/09/2021	*	31:56	4-7 .571	0-0 .000	0-3 .000	2 1 3 6.0	4	1	2	0	2	8	8.4
at Penn St.	01/17/2021	*	27:58	2-5 .400	0-0 .000	1-2 .500	6 6 12 6.7	4	3	1	0	0	5	8.0
Illinois	01/21/2021	*	30:27	1-2 .500	0-0 .000	2-2 1.000	3 8 11 7.1	3	1	3	0	1	4	7.6
at Michigan	03/06/2021		18:56	4-5 .800	0-0 .000	1-1 1.000	2 5 7 7.1	4	0	3	1	0	9	7.7
vs Illinois	03/10/2021		16:15	3-5 .600	0-0 .000	0-2 .000	0 1 1 6.6	0	0	0	0	2	6	7.6
vs Michigan	03/11/2021		18:39	1-3 .333	0-0 .000	0-0 .000	1 3 4 6.4	3	0	2	0	0	2	7.2
vs Maryland	03/12/2021		24:53	2-9 .222	0-0 .000	0-0 .000	5 3 8 6.5	1	1	1	0	0	4	6.9
vs UCF	03/22/2021		29:28	5-9 .556	0-0 .000	2-4 .500	1 3 4 6.3	3	2	0	3	1	12	7.3
Totals		9	372:44	47-86 .547	0-0 .000	15-39 .385	44 51 95 6.3	37	14	19	10	16	109	7.3

Player Averages

Games Played	Minutes/game	Points/game	FG Pct	3FG Pct	FT Pct	Rebounds/game	Assists/game	Turnovers/game	Assist/Turnover ratio	Steals/game	Blocks/game
15	24.8	7.3	54.7	0.0	38.5	6.3	0.9	1.3	0.7	1.1	0.7



			Minutes		Totals			3-Point			Free-Throws			Rebounds												
Season	GP	GS	MIN	AVG	FG	FGA	PCT	FG	FGA	PCT	FT	FTA	PCT	OFF	DEF	TOT	AVG	PF	F0	AST	AST/G	T/O	BLK	STL	PTS	AVG
2018-19	7	0	19	2.7	5	8	.625	0	0	.000	1	2	.500	4	4	8	1.1	4	0	0	0.0	3	3	0	11	1.6
2019-20	30	0	358	11.9	49	78	.628	0	0	.000	20	55	.364	35	46	81	2.7	59	2	10	0.3	8	8	14	118	3.9
2020-21	15	9	372	24.8	47	86	.547	0	0	.000	15	39	.385	44	51	95	6.3	37	0	14	0.9	19	10	16	109	7.3
Total	52	9	749	14.4	101	172	.587	0	0	.000	36	96	.375	83	101	184	3.5	100	2	24	0.5	30	21	30	238	4.6



PAIGE MOTT • FY • 6-1 • PHILADELPHIA, PA.

NOTES/HIGHLIGHTS

» 2020-21:

- » Scored her first collegiate points in her debut against EIU, while playing 13 minutes, the second highest total off the bench.
- » Made the first start of her collegiate career against Purdue.
- » Led the team with six rebounds against EIU
- » Started against Indiana and recorded season-highs with 7 rebounds, 2 blocks and 23 minutes.

» Made her fourth start against No. 11 Ohio State and recorded a season-high three blocks.

» Grabbed a career-high eight rebounds in a career-high 28 minutes at Michigan State in her fifth start.

» Posted a career-high 12 points on 5-7 shooting with six rebounds in a career-high 32 minutes.

» **McKeown on Mott:** "Really excited for her to be a Wildcat.

She addresses some of our needs right away. She's a ferocious rebounder, a power post player and just a really smart basketball player. She will also be a great fit as a student-athlete at Northwestern. We always love bringing a Philly kid here."

» **High School:** Recorded 332 points her sophomore year

» Posted 11 points and 10 rebounds per game

» 2 FSL championships

» Club team, Books and Basketball Academy, was Run for the Roses Champions.

SEASON & CAREER HIGHS

SEASON	CATEGORY	CAREER
12	Points	12
8	Rebounds	8
1	Assists	1
2	Steals	2
3	Blocked Shots	3
5	FGM	5
8	FGA	8
0	3PTM	0
1	3PTA	1
2	FTM	2
3	FTA	3
32	Minutes	32



2020-21 Northwestern Women's Basketball
Individual Game-by-Game
All games

Page 8/12
as of Mar 23, 2021

#20 MOTT, Paige

Opponent	Date	GS	MIN	Total	3-Pointers	Free throws	Rebounds	PF	A	T/O	BLK	STL	PTS	AVG
				FG-FGA	PCT	3FG-3FGA	PCT	FT-FTA	PCT	OFF	DEF	TOT		
Eastern Ill.	12/10/2020		12:43	1-2	.500	0-0	.000	2-2	1.000	0	1	1	1	4.0
Minnesota	12/14/2020		10:55	0-0	.000	0-0	.000	2-2	1.000	2	1	3	2.0	3.0
at Purdue	12/17/2020	*	10:48	0-4	.000	0-1	.000	0-0	.000	4	1	5	3.0	2.0
Eastern Ky.	12/22/2020		11:23	1-6	.167	0-0	.000	1-2	.500	5	1	6	3.8	2.3
at Nebraska	12/31/2020		04:03	0-1	.000	0-0	.000	0-0	.000	0	0	0	3.0	1.8
Michigan	01/03/2021		20:15	1-4	.250	0-0	.000	1-2	.500	2	2	4	3.2	2.0
at Wisconsin	01/06/2021		10:00	1-3	.333	0-0	.000	0-0	.000	1	0	1	2.9	2.0
Iowa	01/09/2021		08:00	1-1	1.000	0-0	.000	0-0	.000	0	3	3	2.9	2.0
at Penn St.	01/17/2021		12:02	3-4	.750	0-0	.000	0-2	.000	0	0	0	2.6	2.4
Illinois	01/21/2021		06:53	0-0	.000	0-0	.000	0-0	.000	1	2	3	2.6	2.2
Indiana	01/24/2021	*	22:33	1-6	.167	0-0	.000	0-0	.000	2	5	7	3.0	2.2
at Iowa	01/28/2021	*	19:56	1-1	1.000	0-0	.000	2-3	.667	1	3	4	3.1	2.3
Ohio St.	02/01/2021	*	16:24	1-4	.250	0-0	.000	0-0	.000	1	3	4	3.2	2.3
at Michigan St.	02/07/2021	*	28:01	0-0	.000	0-0	.000	2-3	.667	0	8	8	3.5	2.3
Rutgers	02/11/2021	*	32:10	5-7	.714	0-0	.000	2-3	.667	2	4	6	3.7	2.9
Nebraska	02/17/2021	*	13:27	1-8	.125	0-0	.000	0-0	.000	0	1	1	3.5	2.9
Wisconsin	02/20/2021	*	26:13	3-6	.500	0-0	.000	2-2	1.000	1	4	5	3.6	3.2
at Illinois	02/24/2021	*	29:25	3-6	.500	0-0	.000	2-4	.500	1	1	2	3.5	3.4
Maryland	02/28/2021	*	22:40	1-1	1.000	0-0	.000	0-2	.000	1	2	3	3.5	3.4
at Michigan	03/06/2021	*	19:14	2-6	.333	0-0	.000	1-2	.500	1	2	3	3.5	3.5
vs Illinois	03/10/2021	*	19:30	2-3	.667	0-0	.000	0-1	.000	1	2	3	3.4	3.5
vs Michigan	03/11/2021	*	14:23	1-4	.250	0-0	.000	0-0	.000	2	2	4	3.5	3.4
vs Maryland	03/12/2021	*	11:58	3-4	.750	0-0	.000	0-0	.000	0	2	2	3.4	3.5
vs UCF	03/22/2021	*	10:32	3-3	1.000	0-0	.000	1-2	.500	1	1	2	3.3	3.7
Totals			15	393:27	35-84	.417	0-1	.000	18-32	.563	29	51	80	3.3
										65	8	20	16	88
											16	16	88	3.7

Player Averages

Games Played	Minutes/game	Points/game	FG Pct	3FG Pct	FT Pct	Rebounds/game	Assists/game	Turnovers/game	Assist/Turnover ratio	Steals/game	Blocks/game
24	16.4	3.7	41.7	0.0	56.3	3.3	0.3	0.8	0.4	0.7	0.7



Season	GP	GS	Minutes	Totals	3-Point	Free-Throws	Rebounds	Assists	Turnovers	Assist/Turnover ratio	Steals	Blocks	PTS	AVG
			MIN	FG	FGA	PCT	FT	FTA	PCT	OFF	DEF	TOT	AVG	
2020-21	24	15	393	35	84	.417	0	1	.000	18	32	50	3.3	3.7
Total	24	15	393	35	84	.417	0	1	.000	18	32	50	3.3	3.7



23

JASMINE MCWILLIAMS • FY • 5-11 • INDIANAPOLIS, IND.

NOTES/HIGHLIGHTS

- » 2020-21:
- » Scored her first collegiate points in her four-minute debut against EIU
- » Scored four points against Minnesota
- » Made the first three of her career at Wisconsin
- » Played a career-high 12 minutes off the bench at Iowa and scored four points and added rebounds.
- » **McKeown on McWilliams:** "One of the most highly recruited players coming out of the state of Indiana this year,

just really excited she's a Wildcat. She brings a multiple array of skills. She can play two or three positions, can defend four or five different positions, and athletically, gives us the ability to play in transition with her. Just really unselfish and when she decided to come here, it sent a message to the top student-athletes in the country that Northwestern is always an option."

- » **High School:** Averaged 14 points and seven rebounds per game her junior season
- » All-County and All-Conference in 2019
- » ICGSA First Team 2019, American Family Insurance ALL USA Indy Area Super Team 2019, Indiana Junior All Star 2019
- » Sectional Champions as a Sophomore and Junior
- » Team Captain and Team MVP in 2019.

SEASON & CAREER HIGHS

SEASON	CATEGORY	CAREER
5	Points	5
3	Rebounds	3
1	Assists	1
1	Steals	1
0	Blocked Shots	0
2	FGM	2
6	FGA	6
1	3PTM	1
2	3PTA	2
2	FTM	2
4	FTA	4
13	Minutes	13



2020-21 Northwestern Women's Basketball
Individual Game-by-Game
All games

Page 9/12
as of Mar 23, 2021

#23 MCWILLIAMS, Jasmine

Opponent	Date	GS	MIN	Total		3-Pointers		Free throws		Rebounds			PF	A	T/O	BLK	STL	PTS	AVG
				FG-FGA	PCT	3FG-3FGA	PCT	FT-FTA	PCT	OFF	DEF	TOT							
Eastern Ill.	12/10/2020		04:31	1-2	.500	0-1	.000	0-0	.000	0	1	1	1.0	1	1	0	0	2	2.0
Minnesota	12/14/2020		03:47	2-3	.667	0-0	.000	0-0	.000	0	1	1	1.0	0	1	0	0	4	3.0
at Purdue	12/17/2020		00:39	0-1	.000	0-0	.000	0-0	.000	0	0	0	0.7	0	0	1	0	0	2.0
Eastern Ky.	12/22/2020		06:56	1-3	.333	0-0	.000	0-0	.000	0	2	2	1.0	1	0	1	0	2	2.0
Michigan	01/03/2021		04:14	1-2	.500	0-0	.000	1-3	.333	0	2	2	1.2	0	0	0	0	3	2.2
at Wisconsin	01/06/2021		04:53	1-1	1.000	1-1	1.000	0-0	.000	1	0	1	1.2	0	0	0	0	3	2.3
at Penn St.	01/17/2021		00:56	0-0	.000	0-0	.000	0-0	.000	1	1	2	1.3	0	0	0	0	0	2.0
Illinois	01/21/2021		03:55	0-1	.000	0-0	.000	2-2	1.000	1	0	1	1.3	0	0	0	0	2	2.0
Indiana	01/24/2021		00:28	0-0	.000	0-0	.000	0-0	.000	0	0	0	1.1	0	0	0	0	0	1.8
at Iowa	01/28/2021		11:54	2-4	.500	0-0	.000	0-0	.000	1	2	3	1.3	0	1	1	0	4	2.0
at Michigan St.	02/07/2021		08:20	1-1	1.000	0-0	.000	0-0	.000	1	1	2	1.4	1	0	1	0	2	2.0
Rutgers	02/11/2021		01:59	0-0	.000	0-0	.000	0-0	.000	0	0	0	1.3	0	0	1	0	0	1.8
Nebraska	02/17/2021		02:33	0-0	.000	0-0	.000	0-0	.000	0	0	0	1.2	0	0	0	0	0	1.7
Wisconsin	02/20/2021		07:00	1-2	.500	0-0	.000	1-2	.500	0	0	0	1.1	1	0	0	0	3	1.8
Maryland	02/28/2021		01:00	0-0	.000	0-0	.000	0-0	.000	0	0	0	1.0	1	0	1	0	0	1.7
vs Illinois	03/10/2021		07:26	0-6	.000	0-2	.000	0-2	.000	1	2	3	1.1	1	1	0	0	0	1.6
vs Michigan	03/11/2021		05:09	0-1	.000	0-1	.000	2-2	1.000	0	0	0	1.1	0	0	0	0	2	1.6
vs Maryland	03/12/2021		12:57	1-4	.250	1-3	.333	2-4	.500	0	1	1	1.1	0	1	0	0	5	1.8
Totals			0 88:37	11-31	.355	2-8	.250	8-15	.533	6	13	19	1.1	6	5	6	0	1 32	1.8

Player Averages

Games Played	Minutes/ game	Points/ game	FG Pct	3FG Pct	FT Pct	Rebounds/ game	Assists/ game	Turnovers/ game	Assist/Turnover ratio	Steals/ game	Blocks/ game
18	4.9	1.8	35.5	25.0	53.3	1.1	0.3	0.3	0.8	0.1	0.0



Season	Minutes				Totals			3-Point			Free-Throws			Rebounds			AST	AST/G	T/O	BLK	STL	PTS	AVG
	GP	GS	MIN	AVG	FG	FGA	PCT	FG	FGA	PCT	FT	FTA	PCT	OFF	DEF	TOT							
2020-21	18	0	91	5.1	11	31	.355	2	8	.250	8	15	.533	6	13	19	1.1	0.3	6	0	1	32	1.8
Total	18	0	91	5.1	11	31	.355	2	8	.250	8	15	.533	6	13	19	1.1	0.3	6	0	1	32	1.8



JORDAN HAMILTON • SR • 5-8 • FRISCO, TEXAS

NOTES/HIGHLIGHTS

- » **2020-21:**
- » Matched her season-high with eight assists against UCF, to go with eight points.
- » Scored 11 points while playing 33 minutes against EIU, eclipsing her 2019-20 season-high (27)
- » Scored a crucial 12 points on 5-10 shooting at Nebraska
- » Recorded eight assists for the second time on the season at Wisconsin.
- » Scored a season-high 19 points vs

24

Iowa

» Scored an efficient 13 points on 5-8 shooting in win over No. 11 OSU

» Recorded her first career double-double with 10 points a career-high 10 rebounds against Nebraska while tying a career-high with five steals (2/17)

» **2019-20:**

» Posted 11 points, three rebounds and two steals and assists in victory over UT Arlington (12/16)

» Contributed 12 points, five steals, four assists and two rebounds against East Carolina (12/20)

» Contributed seven points, two steals, and a season-high three rebounds in win against Purdue (1/12)

» Came up with the game-winning steal on the final possession of the game at Indiana (1/16)

» Added ten points, including two clutch threes down the stretch along with four assists and two defensive rebounds in victory over Nebraska (2/16)

» Grabbed four steals and tossed four assists in victory over Wisconsin (2/22)

SEASON & CAREER HIGHS

SEASON	CATEGORY	CAREER
19	Points	22
10	Rebounds	10
8	Assists	9
5	Steals	5
3	Blocked Shots	4
7	FGM	8
18	FGA	18
3	3PTM	4
7	3PTA	9
4	FTM	7
4	FTA	8
38	Minutes	45



2020-21 Northwestern Women's Basketball Individual Game-by-Game All games

Page 10/12
as of Mar 23, 2021

#24 HAMILTON, Jordan


Opponent	Date	GS	MIN	Total		3-Pointers		Free throws		Rebounds		PF	A	T/O	BLK	STL	PTS	AVG			
				FG-FA	PCT	3FG-3FGA	PCT	FT-FTA	PCT	OFF	DEF								TOT		
Eastern Ill.	12/10/2020	*	33:13	3-10	.300	1-3	.333	4-4	1.000	1	2	3	3.0	1	2	3	0	2	11.0		
Minnesota	12/14/2020	*	27:46	2-8	.250	0-4	.000	2-2	1.000	0	2	2	2.5	2	8	3	1	6	8.5		
at Purdue	12/17/2020	*	37:22	4-8	.500	0-2	.000	2-3	.667	1	2	3	2.7	0	3	2	0	4	10.0		
Eastern Ky.	12/22/2020	*	20:38	3-6	.500	1-3	.333	0-0	.000	2	3	5	3.3	2	2	0	1	3	7.85		
at Nebraska	12/31/2020	*	36:48	5-10	.500	1-2	.500	1-2	.500	1	1	2	3.0	2	3	2	1	2	12.92		
Michigan	01/03/2021	*	30:38	3-15	.200	1-7	.143	1-2	.500	0	2	2	2.8	3	1	1	0	1	8.90		
at Wisconsin	01/06/2021	*	29:55	2-7	.286	0-2	.000	1-1	1.000	0	3	3	2.9	1	8	3	0	3	5.84		
Iowa	01/09/2021	*	38:16	7-18	.389	3-7	.429	2-4	.500	0	5	5	3.1	0	3	1	0	1	19.98		
at Penn St.	01/17/2021	*	32:06	2-5	.400	1-3	.333	0-1	.000	1	3	4	3.2	2	5	4	0	5	9.2		
Illinois	01/21/2021	*	26:49	2-5	.400	0-1	.000	0-0	.000	0	1	1	3.0	1	3	2	1	0	4.87		
Indiana	01/24/2021	*	37:00	5-13	.385	0-1	.000	3-3	1.000	0	5	5	3.2	1	1	2	0	2	13.91		
at Iowa	01/28/2021	*	29:47	5-13	.385	0-3	.000	0-2	.000	1	3	4	3.3	0	3	2	1	0	10.92		
Ohio St.	02/01/2021	*	35:21	5-8	.625	1-1	1.000	2-2	1.000	0	1	1	3.1	2	0	5	0	1	13.95		
at Michigan St.	02/07/2021	*	23:41	3-7	.429	1-3	.333	1-2	.500	1	2	3	3.1	2	0	1	0	1	8.94		
Rutgers	02/11/2021	*	35:26	4-6	.667	3-4	.750	2-2	1.000	0	2	2	3.0	3	1	2	0	1	13.96		
Nebraska	02/17/2021	*	37:17	4-12	.333	1-6	.167	1-2	.500	1	9	10	3.4	3	3	1	0	5	10.96		
Wisconsin	02/20/2021	*	32:35	3-7	.429	0-1	.000	1-2	.500	1	3	4	3.5	3	1	0	2	2	7.95		
at Illinois	02/24/2021	*	27:40	3-10	.300	0-2	.000	0-2	.000	0	2	2	3.4	2	2	3	1	2	6.93		
Maryland	02/28/2021	*	37:49	2-14	.143	0-4	.000	0-0	.000	0	5	5	3.5	2	7	2	1	0	4.90		
at Michigan	03/06/2021	*	36:04	2-11	.182	1-3	.333	0-0	.000	1	0	1	3.4	4	3	1	0	3	5.88		
vs Illinois	03/10/2021	*	29:53	3-12	.250	1-3	.333	0-0	.000	2	1	3	3.3	3	7	1	2	1	7.87		
vs Michigan	03/11/2021	*	33:02	3-8	.375	1-3	.333	0-0	.000	0	3	3	3.3	1	3	1	3	0	7.86		
vs Maryland	03/12/2021	*	25:04	4-11	.364	2-6	.333	0-0	.000	0	2	2	3.3	1	1	5	0	0	10.87		
vs UCF	03/22/2021	*	39:14	3-7	.429	1-4	.250	1-3	.333	0	1	1	3.2	2	8	4	0	2	8.87		
Totals			24	773:23	82-231	.355	20-78	.256	24-39	.615	13	63	76	3.2	43	78	51	14	42	208	8.7

Player Averages

Games Played	Minutes/game	Points/game	FG Pct	3FG Pct	FT Pct	Rebounds/game	Assists/game	Turnovers/game	Assist/Turnover ratio	Steals/game	Blocks/game
24	32.2	8.7	35.5	25.6	61.5	3.2	3.3	2.1	1.5	1.8	0.6



Season	Minutes				Totals			3-Point			Free-Throws			Rebounds													
	GP	GS	MIN	AVG	FG	FGA	PCT	FG	FGA	PCT	FT	FTA	PCT	OFF	DEF	TOT	AVG	PF	FO	AST	AST/G	T/O	BLK	STL	PTS	AVG	
2017-18	29	29	987	34.0	75	228	.329	31	85	.365	42	59	.712	11	82	93	3.2	83	3	134	4.6	115	31	40	223	7.7	
2018-19	31	30	890	28.7	95	270	.352	33	102	.324	37	49	.755	7	61	68	2.2	67	0	96	3.1	78	9	47	260	8.4	
2019-20	25	1	465	18.6	48	143	.336	15	58	.259	14	22	.636	8	38	46	1.8	45	1	53	2.1	41	6	30	125	5.0	
2020-21	24	24	772	32.2	82	231	.355	20	78	.256	24	39	.615	13	63	76	3.2	43	0	78	3.3	51	14	42	208	8.7	
Total	109	84	3114	28.6	300	872	.344	99	323	.307	117	169	.692	39	244	283	2.6	238	4	361	3.3	285	60	159	816	7.5	Main



LAYA HARTMAN • SO • 5-11 • OKEMOS, MICH.

33

NOTES/HIGHLIGHTS

- » 2020-21
- » Transitioned into a small-ball forward role ahead of increased bench role this season
- » Set career-highs in points (4), FGA (2), FGM (4) and minutes (8) in opener against EIU
- » Made first three of the season and grabbed a career-high four rebounds against Purdue.
- » Scored a career-high six points at Wisconsin in a career-high 12 minutes as

the first player off the bench.

- » 2019-20:
- » Scored two points and collected a steal in four minutes in her collegiate debut vs. Loyola Maryland (11/10)
- » Scored three points in victory over Valparaiso (11/21)
- » Contributed an assist and rebound in victory over Colgate (11/27)
- » Scored three points in victory over Dartmouth (12/7)
- » Recorded an assist against Iowa (1/5)
- » Added three points and a rebound in victory over Michigan State (1/23)

SEASON & CAREER HIGHS

SEASON	CATEGORY	CAREER
6	Points	6
4	Rebounds	4
1	Assists	1
1	Steals	1
0	Blocked Shots	0
2	FGM	2
5	FGA	4
1	3PTM	1
2	3PTA	2
1	FTM	1
2	FTA	2
12	Minutes	12



2020-21 Northwestern Women's Basketball
Individual Game-by-Game
All games

Page 11/12
as of Mar 23, 2021

#33 HARTMAN, Laya

Opponent	Date	GS	MIN	Total	3-Pointers	Free throws	Rebounds	Pf	A	T/O	BLK	STL	PTS	AVG
Eastern Ill.	12/10/2020		08:05	2-4 .500	0-0 .000	0-0 .000	0 1 1 1.0	0	0	0	0	0	4	4.0
Minnesota	12/14/2020		03:57	0-0 .000	0-0 .000	0-0 .000	0 0 0 0.5	0	1	0	0	0	0	2.0
at Purdue	12/17/2020		06:40	1-2 .500	1-1 1.000	0-0 .000	2 2 4 1.7	0	0	0	0	0	3	2.3
Eastern Ky.	12/22/2020		07:01	1-1 1.000	0-0 .000	0-0 .000	0 1 1 1.5	0	0	1	0	1	2	2.3
Michigan	01/03/2021		08:54	2-2 1.000	0-0 .000	0-1 .000	0 1 1 1.4	0	0	0	0	0	4	2.6
at Wisconsin	01/06/2021		11:41	2-5 .400	1-2 .500	1-2 .500	0 2 2 1.5	1	1	0	0	1	6	3.2
Iowa	01/09/2021		02:14	0-1 .000	0-1 .000	0-0 .000	0 1 1 1.4	1	0	0	0	0	0	2.7
at Penn St.	01/17/2021		03:14	0-0 .000	0-0 .000	0-0 .000	0 1 1 1.4	0	0	2	0	0	0	2.4
Illinois	01/21/2021		02:40	0-0 .000	0-0 .000	0-0 .000	0 0 0 1.2	0	0	0	0	0	0	2.1
Totals		0	54:26	8-15 .533	2-4 .500	1-3 .333	2 9 11 1.2	2	2	3	0	2	19	2.1

Player Averages

Games Played	Minutes/game	Points/game	FG Pct	3FG Pct	FT Pct	Rebounds/game	Assists/game	Turnovers/game	Assist/Turnover ratio	Steals/game	Blocks/game
9	6.0	2.1	53.3	50.0	33.3	1.2	0.2	0.3	0.7	0.2	0.0



Season	GP	GS	Minutes	Totals	3-Point	Free-Throws	Rebounds	Assists	Turnovers	Assist/Turnover ratio	Steals	Blocks	PTS	AVG
			MIN	AVG	FG FGA PCT	FG FGA PCT	FT FTA PCT	OFF DEF TOT	AST	AST/G	T/O	BLK	PTS	AVG
2019-20	13	0	43	3.3	4 12 .333	2 7 .286	1 3 .333	1 4 5	0.4	4 0 2	0.2	3 0	1 11	0.8
2020-21	9	0	54	6.0	8 15 .533	2 4 .500	1 3 .333	2 9 11	1.2	2 0 2	0.2	3 0	2 19	2.1
Total	22	0	97	4.4	12 27 .444	4 11 .364	2 6 .333	3 13 16	0.7	6 0 4	0.2	6 0	3 30	1.4



ANNA MORRIS • FY • 6-3 • MAHWAH, N.J.

NOTES/HIGHLIGHTS

» 2020-21:

- » Made her collegiate debut against EIU and collected two rebounds, an assist and a block in four minutes
- » Scored her first career points against Minnesota
- » Collected three rebounds, three assists and two blocks off the bench against EIU
- » Played a 14 minutes off the bench against Indiana.
- » Stepped up with personal bests of 8 points on 4-7 shooting in 20 key minutes

42

- » off the bench at Iowa
- » Posted her best outing of her young career against No. 11 Ohio State with career-highs in points (9), blocks (3) and minutes played (24).

» **McKeown on Morris:** "One of the top players in the country, really highly recruited. For us to get a player out of the New York-New Jersey area is really important, and it's the right player. She fits the profile of an exceptional student-athlete – great person, and talent-wise, is a combination of Abi Scheid and Pallas [Kunaiyi-Akpanah]. She rebounds like Pallas and shoots like Scheid. It's going to be a hard matchup for a lot of people because they're her size, but she has the ability to step out and stretch the floor. Incredible family, just so excited she's going to be at Northwestern."

- » **High School:** Averaged 14 points and 9.5 rebounds per game
- » All-State, All-Section, All-Conference, All-County awards four years in a row
- » Naismith High School Player of the Year Watch List 2019
- » McDonald's High School All American Nominee 2019
- » Big North Player of the Year 2018.

SEASON & CAREER HIGHS

SEASON	CATEGORY	CAREER
9	Points	9
3	Rebounds	3
3	Assists	3
1	Steals	1
3	Blocked Shots	3
4	FGM	4
9	FGA	9
1	3PTM	1
2	3PTA	1
0	FTM	0
2	FTA	2
26	Minutes	26



2020-21 Northwestern Women's Basketball
Individual Game-by-Game
All games

Page 12/12
as of Mar 23, 2021

#42 MORRIS, Anna

24-25 MORRIS, ARIAN																					
Opponent	Date	GS	MIN	Total		3-Pointers		Free throws		Rebounds				PF	A	T/O	BLK	STL	PTS	AVG	
				FG-FGA	PCT	3FG-3FGA	PCT	FT-FTA	PCT	OFF	DEF	TOT	AVG								
Eastern Ill.	12/10/2020		04:31	0-0	.000	0-0	.000	0-0	.000	0	2	2	2.0	2	1	0	1	0	0	0.0	
Minnesota	12/14/2020		09:30	1-2	.500	0-1	.000	0-0	.000	0	1	1	1.5	0	1	0	0	0	2	1.0	
Eastern Ky.	12/22/2020		10:00	1-3	.333	0-1	.000	0-0	.000	1	2	3	2.0	1	3	1	2	0	2	1.3	
Michigan	01/03/2021		05:42	0-1	.000	0-1	.000	0-0	.000	0	0	0	1.5	1	0	0	0	0	0	1.0	
at Wisconsin	01/06/2021		02:54	1-2	.500	0-0	.000	0-0	.000	0	1	1	1.4	1	0	0	0	0	2	1.2	
at Penn St.	01/17/2021		01:23	0-2	.000	0-0	.000	0-0	.000	0	0	0	1.2	0	0	1	0	0	0	1.0	
Illinois	01/21/2021		02:40	0-2	.000	0-1	.000	0-2	.000	0	1	1	1.1	0	0	0	0	0	0	0.9	
Indiana	01/24/2021		14:05	1-5	.200	0-1	.000	0-0	.000	0	0	0	1.0	3	0	1	0	0	2	1.0	
at Iowa	01/28/2021		20:03	4-7	.571	0-1	.000	0-0	.000	1	1	2	1.1	4	1	0	0	1	8	1.8	
Ohio St.	02/01/2021		23:36	4-6	.667	0-0	.000	1-1	1.000	0	2	2	1.2	4	0	2	3	1	9	2.5	
at Michigan St.	02/07/2021		16:11	0-2	.000	0-2	.000	0-0	.000	1	2	3	1.4	3	2	1	0	0	0	2.3	
Rutgers	02/11/2021		06:26	1-1	1.000	0-0	.000	0-0	.000	0	0	0	1.3	0	0	0	0	0	2	2.3	
Nebraska	02/17/2021		25:56	3-9	.333	0-1	.000	0-0	.000	1	2	3	1.4	5	2	0	2	1	6	2.5	
Wisconsin	02/20/2021		15:16	2-4	.500	0-0	.000	0-0	.000	0	0	0	1.3	2	1	0	1	1	4	2.6	
at Illinois	02/24/2021		10:05	0-2	.000	0-2	.000	0-0	.000	0	1	1	1.3	1	0	1	0	1	0	2.5	
Maryland	02/28/2021		17:12	2-2	1.000	1-1	1.000	1-2	.500	0	1	1	1.3	3	1	0	2	0	6	2.7	
at Michigan	03/06/2021		01:50	0-0	.000	0-0	.000	0-0	.000	0	1	1	1.2	1	0	1	0	0	0	2.5	
vs Illinois	03/10/2021		07:53	0-2	.000	0-1	.000	0-0	.000	0	0	0	1.2	2	0	0	0	0	0	2.4	
vs Michigan	03/11/2021		06:58	0-0	.000	0-0	.000	0-0	.000	0	0	0	1.1	3	0	1	1	0	0	2.3	
vs Maryland	03/12/2021		07:22	0-1	.000	0-0	.000	0-0	.000	0	0	0	1.1	2	1	0	1	0	0	2.2	
Totals			0	209:33	20-53	.377	1-13	.077	2-5	.400	4	17	21	1.1	38	13	9	13	5	43	2.2

Player Averages

Games Played	Minutes/game	Points/game	FG Pct	3FG Pct	FT Pct	Rebounds/game	Assists/game	Turnovers/game	Assist/Turnover ratio	Steals/game	Blocks/game
20	10.5	2.2	37.7	7.7	40.0	1.1	0.7	0.5	1.4	0.3	0.7



Season	GP	GS	Minutes	Totals	3-Point	Free-Throws	Rebounds	PF	FO	AST	AST/G	T/O	BLK	STL	PTS	AVG
2020-21	20	0	210	53	13	4	17	38	1	13	0.7	9	13	5	43	2.2
Total	20	0	210	53	13	4	17	38	1	13	0.7	9	13	5	43	2.2

BOX SCORE (NU-UCF)



Official Basketball Box Score - Final

UCF at Northwestern

03/22/21 Bill Greehey Arena, San Antonio
2020-21 Women's Basketball

Game Time: 3:00 PM

Game Duration: 2:00

Officials: Karen Preato, Kevin Pethtel, Benny Luna

UCF - 51

Record: 16-5

NO.	Name	Min	FG	3P	FT	Rebounds	Fouls	TP	AS	TO	ST	Blocks	+/-
			M-A	M-A	M-A	OR DR TOT	PF FD					BS BA	
5	Masseny Kaba	F 31:22	5-11	0-0	4-8	9 4 13	5 9	14	5	3	0	0 2	0
32	Brittney Smith	F 23:43	5-10	0-0	0-0	0 3 3	4 0	10	1	3	2	0 0	7
1	Courtajia Sanders	G 35:15	4-11	1-2	0-0	0 6 6	1 0	9	1	1	2	0 1	-8
3	Diamond Battles	G 14:21	2-4	1-1	1-2	0 1 1	1 1	6	1	4	0	0 1	2
23	Alisha Lewis	G 32:17	2-7	1-3	0-0	0 3 3	5 1	5	0	3	0	0 2	-1
14	Asia Todd	21:14	0-6	0-4	0-0	0 1 1	2 0	0	1	1	0	1 1	-17
33	Destiny Thomas	16:00	3-4	0-0	0-0	3 1 4	2 2	6	0	2	1	1 0	-16
24	Jnaya Walker	08:14	0-1	0-0	0-0	1 0 1	1 0	0	0	0	0	0 0	-9
4	Kiera Brown	09:48	0-0	0-0	1-2	0 2 2	1 1	1	1	2	0	0 0	-5
25	Ahna Burney	07:05	0-2	0-2	0-0	0 1 1	0 0	0	0	0	0	0 0	-6
11	Rebecca Ripley	00:41	0-1	0-1	0-0	0 0 0	0 0	0	0	0	0	0 0	-2
Team						3 1 4		0		1			
Totals			21-57	3-13	6-12	16 23 39	22 14	51	10	20	5	2 7	-11

Technical Fouls::NONE

Shooting By Period		
1 st FG%	6-11	54.5%
3PT%	0-1	0.0%
FT%	0-1	0%
2 nd FG%	5-11	45.5%
3PT%	2-3	66.7%
FT%	2-4	50%
3 rd FG%	3-15	20.0%
3PT%	0-2	0.0%
FT%	1-2	50%
4 th FG%	7-20	35.0%
3PT%	1-7	14.3%
FT%	3-5	60%
GM FG%	21-57	36.8%
3PT%	3-13	23.1%
FT%	6-12	50.0%

Dead Ball Rebounds: 3, 0

Northwestern - 62

Record: 16-8

NO.	Name	Min	FG	3P	FT	Rebounds	Fouls	TP	AS	TO	ST	Blocks	+/-
			M-A	M-A	M-A	OR DR TOT	PF FD					BS BA	
20	Paige Mott	F 10:32	3-3	0-0	1-2	1 1 2	1 1	7	0	1	0	0 0	-10
3	Sydney Wood	G 35:32	0-0	0-0	0-0	0 4 4	2 2	0	3	3	2	2 0	15
10	Lindsey Pulliam	G 40:00	9-16	1-2	6-6	0 3 3	1 7	25	3	3	1	1 0	11
12	Veronica Burton	G 33:00	1-7	0-3	2-2	0 6 6	5 4	4	3	1	1	1 1	5
24	Jordan Hamilton	G 39:14	3-7	1-4	1-3	0 1 1	2 3	8	8	4	2	0 0	8
15	Courtney Shaw	29:28	5-9	0-0	2-4	1 3 4	3 3	12	2	0	1	3 1	21
2	Laurn Satterwhite	12:14	1-1	1-1	3-4	0 1 1	0 2	6	0	1	1	0 0	5
Team						0 3 3		0		1			
Totals			22-43	3-10	15-21	2 22 24	14 22	62	19	14	8	7 2	11

Technical Fouls::NONE

Shooting By Period		
1 st FG%	6-12	50.0%
3PT%	1-5	20.0%
FT%	1-3	33.3%
2 nd FG%	4-8	50.0%
3PT%	1-2	50.0%
FT%	7-10	70%
3 rd FG%	6-12	50.0%
3PT%	0-1	0.0%
FT%	1-1	100%
4 th FG%	6-11	54.5%
3PT%	1-2	50.0%
FT%	6-7	85.7%
GM FG%	22-43	51.2%
3PT%	3-10	30.0%
FT%	15-21	71.4%

Dead Ball Rebounds: 2, 1

	UCF	NWU
Biggest lead	6 (1 st 7:51)	15 (4 th 7:47)
Best Scoring Run	9 (4 th 4:54)	8 (3 rd 9:22)
Lead Changes	5	
Times Tied	4	
Time with Lead	10:59	26:50

	UCF	NWU
Points from	10	21
Turnovers	28	28
Paint	15	0
Second Chance	2	5
Fast Breaks	7	18
Bench		

Period by Period Scoring					
	1st	2nd	3rd	4th	TOT
UCF	12	14	7	18	51
NWU	14	16	13	19	62

SEASON STATISTICS (20-21)



2020-21 Northwestern Women's Basketball
Combined Team Statistics
All games

Page 1/1
as of Mar 23, 2021

Game Records

Record	Overall	Home	Away	Neutral
ALL GAMES	16-8	7-5	6-2	3-1
CONFERENCE	11-7	5-5	6-2	0-0
NON-CONFERENCE	5-1	2-0	0-0	3-1

Score by Periods

Team	1st	2nd	3rd	4th	OT	TOT
Northwestern	426	408	402	395	0	1631
Opponents	334	322	403	407	0	1466

Team Box Score

No.	Player	Total			3-Point		F-Throw		Rebounds													
		GP-GS	MIN	AVG	FG-FGA	FG%	3FG-FGA	3FG%	FT-FTA	FT%	OFF	DEF	TOT	AVG	PF	DQ	A	TO	BLK	STL	PTS	AVG
12	BURTON, Veronica	24-23	829:28	34.6	113-281	.402	37-122	.303	129-161	.801	38	87	125	5.2	55	1	118	42	11	94	392	16.3
10	PULLIAM, Lindsey	24-24	884:43	36.9	149-406	.367	24-98	.245	62-93	.667	33	96	129	5.4	44	0	53	35	6	25	384	16.0
3	WOOD, Sydney	24-23	824:13	34.3	105-205	.512	2-8	.250	55-85	.647	58	75	133	5.5	60	1	69	54	26	63	267	11.1
24	HAMILTON, Jordan	24-24	773:23	32.2	82-231	.355	20-78	.256	24-39	.615	13	63	76	3.2	43	0	78	51	14	42	208	8.7
15	SHAW, Courtney	15-9	372:44	24.8	47-86	.547	0-0	.000	15-39	.385	44	51	95	6.3	37	0	14	19	10	16	109	7.3
20	MOTT, Paige	24-15	393:27	16.4	35-84	.417	0-1	.000	18-32	.563	29	51	80	3.3	65	1	8	20	16	16	88	3.7
2	SATTERWHITE, Lauryn	24-1	263:12	11.0	22-71	.310	12-42	.286	8-13	.615	15	13	28	1.2	18	0	17	15	0	7	64	2.7
42	MORRIS, Anna	20-0	209:33	10.5	20-53	.377	1-13	.077	2-5	.400	4	17	21	1.1	38	1	13	9	13	5	43	2.2
33	HARTMAN, Laya	9-0	54:26	6.0	8-15	.533	2-4	.500	1-3	.333	2	9	11	1.2	2	0	2	3	0	2	19	2.1
23	MCWILLIAMS, Jasmine	18-0	88:37	4.9	11-31	.355	2-8	.250	8-15	.533	6	13	19	1.1	6	0	5	6	0	1	32	1.8
1	RAINEY, Kaylah	18-0	86:03	4.8	10-27	.370	0-5	.000	5-9	.556	4	5	9	0.5	7	0	6	8	0	6	25	1.4
11	PIKIELL, Brooke	10-1	20:10	2.0	0-1	.000	0-1	.000	0-0	.000	0	0	0	0.0	0	0	1	2	0	0	0	0.0
Team											54	47	101				10					
Total		24	4800		602-1491	.404	100-380	.263	327-494	.662	300	527	827	34.5	375	4	384	274	96	277	1631	68.0
Opponents		24	4800		531-1279	.415	129-413	.312	275-393	.700	260	645	905	37.7	463	13	368	501	74	147	1466	61.1

Team Statistics

	NU	OPP
Scoring	1631	1466
Points per game	68.0	61.1
Scoring margin	+6.9	-
Field goals-att	602-1491	531-1279
Field goal pct	.404	.415
3 point fg-att	100-380	129-413
3-point FG pct	.263	.312
3-pt FG made per game	4.2	5.4
Free throws-att	327-494	275-393
Free throw pct	.662	.700
F-Throws made per game	13.6	11.5
Rebounds	827	905
Rebounds per game	34.5	37.7
Rebounding margin	-3.3	-
Assists	384	368
Assists per game	16.0	15.3
Turnovers	274	501
Turnovers per game	11.4	20.9
Turnover margin	+9.5	-
Assist/turnover ratio	1.4	0.7
Steals	277	147
Steals per game	11.5	6.1
Blocks	96	74
Blocks per game	4.0	3.1
Winning streak	1	-
Home win streak	0	-
Attendance	21	707
Home games-Avg/Game	12-2	8-88
Neutral site-Avg/Game	-	4-374

Team Results

Date	Opponent	Score	Att.
12/10/2020	Eastern Ill.	W 93-57	0
12/14/2020	Minnesota	W 80-51	0
12/17/2020	at Purdue	W 70-54	164
12/22/2020	Eastern Ky.	W 79-50	0
12/31/2020	at Nebraska	L 63-65	0
01/03/2021	Michigan	L 63-84	0
01/06/2021	at Wisconsin	W 80-55	0
01/09/2021	Iowa	W 77-67	0
01/17/2021	at Penn St.	W 67-50	219
01/21/2021	Illinois	W 73-54	0
01/24/2021	Indiana	L 61-74	1
01/28/2021	at Iowa	W 87-80	264
02/01/2021	Ohio St.	W 69-57	0
02/07/2021	at Michigan St.	W 63-60	0
02/11/2021	Rutgers	L 54-70	0
02/17/2021	Nebraska	L 64-71	0
02/20/2021	Wisconsin	W 67-54	0
02/24/2021	at Illinois	W 67-61	0
02/28/2021	Maryland	L 50-62	20
03/06/2021	at Michigan	L 58-63	60
03/10/2021	vs Illinois	W 67-42	716
03/11/2021	vs Michigan	W 65-49	779
03/12/2021	vs Maryland	L 52-85	0
03/22/2021	vs UCF	W 62-51	0

SEASON/CAREER STATS (20-21)



2020-21 Northwestern Women's Basketball
Season/Career Statistics
All games

Page 1/1
as of Mar 23, 2021

Summary

Player	Season Statistics										Career Statistics									
	GP-GS	MIN/G	FG%	3FG%	FT%	R/G	A/G	STL	BLK	PTS/G	GP-GS	MIN/G	FG%	3FG%	FT%	R/G	A/G	STL	BLK	PTS/G
BURTON, Veronica	24-23	34.6	.402	.303	.801	5.2	4.9	94	11	16.3	85-84	32.7	.407	.333	.810	4.6	4.5	275	41	11.9
HAMILTON, Jordan	24-24	32.2	.355	.256	.615	3.2	3.3	42	14	8.7	109-84	28.6	.344	.307	.692	2.6	3.3	159	60	7.5
HARTMAN, Laya	9-0	6.0	.533	.500	.333	1.2	0.2	2	0	2.1	22-0	4.4	.444	.364	.333	0.7	0.2	3	0	1.4
MCWILLIAMS, Jasmine	18-0	4.9	.355	.250	.533	1.1	0.3	1	0	1.8	18-0	4.9	.355	.250	.533	1.1	0.3	1	0	1.8
MORRIS, Anna	20-0	10.5	.377	.077	.400	1.1	0.7	5	13	2.2	20-0	10.5	.377	.077	.400	1.1	0.7	5	13	2.2
MOTT, Paige	24-15	16.4	.417	.000	.563	3.3	0.3	16	16	3.7	24-15	16.4	.417	.000	.563	3.3	0.3	16	16	3.7
PIKIELL, Brooke	10-1	2.0	.000	.000	.000	0.0	0.1	0	0	0.0	29-1	2.8	.400	.000	.000	0.2	0.3	4	0	0.1
PULLIAM, Lindsey	24-24	36.9	.367	.245	.667	5.4	2.2	25	6	16.0	122-122	35.0	.381	.266	.758	4.2	2.0	117	24	16.6
RAINEY, Kaylah	18-0	4.8	.370	.000	.556	0.5	0.3	6	0	1.4	31-0	4.2	.317	.083	.636	0.6	0.5	9	0	1.1
SATTERWHITE, Lauryn	24-1	11.0	.310	.286	.615	1.2	0.7	7	0	2.7	47-1	8.5	.290	.255	.526	1.0	0.7	11	1	1.7
SHAW, Courtney	15-9	24.8	.547	.000	.385	6.3	0.9	16	10	7.3	52-9	14.4	.587	.000	.375	3.5	0.5	30	21	4.6
WOOD, Sydney	24-23	34.3	.512	.250	.647	5.5	2.9	63	26	11.1	88-55	26.0	.466	.261	.600	3.9	2.3	156	63	5.9

Scoring

Player	Season Statistics								Career Statistics							
	FG-FGA	FG%	3FG-3FGA	3FG%	FT-FTA	FT%	PTS	PTS/G	FG-FGA	FG%	3FG-3FGA	3FG%	FT-FTA	FT%	PTS	PTS/G
BURTON, Veronica	113-281	.402	37-122	.303	129-161	.801	392	16.3	302-742	.407	118-354	.333	286-353	.810	1008	11.9
HAMILTON, Jordan	82-231	.355	20-78	.256	24-39	.615	208	8.7	300-872	.344	99-323	.307	117-169	.692	816	7.5
HARTMAN, Laya	8-15	.533	2-4	.500	1-3	.333	19	2.1	12-27	.444	4-11	.364	2-6	.333	30	1.4
MCWILLIAMS, Jasmine	11-31	.355	2-8	.250	8-15	.533	32	1.8	11-31	.355	2-8	.250	8-15	.533	32	1.8
MORRIS, Anna	20-53	.377	1-13	.077	2-5	.400	43	2.2	20-53	.377	1-13	.077	2-5	.400	43	2.2
MOTT, Paige	35-84	.417	0-1	.000	18-32	.563	88	3.7	35-84	.417	0-1	.000	18-32	.563	88	3.7
PIKIELL, Brooke	0-1	.000	0-1	.000	0-0	.000	0	0.0	2-5	.400	0-1	.000	0-4	.000	4	0.1
PULLIAM, Lindsey	149-406	.367	24-98	.245	62-93	.667	384	16.0	748-1965	.381	89-334	.266	436-575	.758	2021	16.6
RAINEY, Kaylah	10-27	.370	0-5	.000	5-9	.556	25	1.4	13-41	.317	1-12	.083	7-11	.636	34	1.1
SATTERWHITE, Lauryn	22-71	.310	12-42	.286	8-13	.615	64	2.7	29-100	.290	14-55	.255	10-19	.526	82	1.7
SHAW, Courtney	47-86	.547	0-0	.000	15-39	.385	109	7.3	101-172	.587	0-0	.000	36-96	.375	238	4.6
WOOD, Sydney	105-205	.512	2-8	.250	55-85	.647	267	11.1	203-436	.466	6-23	.261	108-180	.600	520	5.9

Totals

Player	Season Statistics								Career Statistics							
	O-REB	D-REB	TOTAL	PF	FO	A	TO	A/TO	O-REB	D-REB	TOTAL	PF	FO	A	TO	A/TO
BURTON, Veronica	38	87	125	55	1	118	42	2.8	98	295	393	207	4	383	153	2.5
HAMILTON, Jordan	13	63	76	43	0	78	51	1.5	39	244	283	238	3	361	285	1.3
HARTMAN, Laya	2	9	11	2	0	2	3	0.7	3	13	16	6	0	4	6	0.7
MCWILLIAMS, Jasmine	6	13	19	6	0	5	6	0.8	6	13	19	6	0	5	6	0.8
MORRIS, Anna	4	17	21	38	1	13	9	1.4	4	17	21	38	1	13	9	1.4
MOTT, Paige	29	51	80	65	1	8	20	0.4	29	51	80	65	1	8	20	0.4
PIKIELL, Brooke	0	0	0	0	0	1	2	0.5	1	4	5	2	0	8	4	2.0
PULLIAM, Lindsey	33	96	129	44	0	53	35	1.5	115	393	508	231	2	247	210	1.2
RAINEY, Kaylah	4	5	9	7	0	6	8	0.8	6	12	18	14	0	15	13	1.2
SATTERWHITE, Lauryn	15	13	28	18	0	17	15	1.1	16	33	49	35	0	33	34	1.0
SHAW, Courtney	44	51	95	37	0	14	19	0.7	83	101	184	100	2	24	30	0.8
WOOD, Sydney	58	75	133	60	1	69	54	1.3	138	203	341	166	1	206	125	1.6

TEAM GAME-BY-GAME (20-21)



2020-21 Northwestern Women's Basketball Team Game-by-Game All games

Page 1/1
as of Mar 23, 2021

Opponent	Date	Score	Total		3-Pointers		Free throws		Rebounds				PF	A	TO	BLK	STL	PTS	AVG
			FG-FGA	PCT	3FG-FGA	PCT	FT-FTA	PCT	OFF	DEF	TOT	AVG							
Eastern Ill.	12/10/2020	93-57 W	34-64	.531	5-13	.385	20-26	.769	12	23	35	35.0	16	19	9	5	16	93	93.0
Minnesota	12/14/2020	80-51 W	32-59	.542	4-16	.250	12-15	.800	9	27	36	35.5	15	28	13	5	10	80	86.5
at Purdue	12/17/2020	70-54 W	26-65	.400	5-19	.263	13-17	.765	17	16	33	34.7	15	14	14	2	15	70	81.0
Eastern Ky.	12/22/2020	79-50 W	29-73	.397	3-20	.150	18-29	.621	26	15	41	36.3	11	17	12	5	18	79	80.5
at Nebraska	12/31/2020	63-65 L	24-68	.353	5-16	.313	10-22	.455	17	18	35	36.0	13	14	7	2	15	63	77.0
Michigan	01/03/2021	63-84 L	22-71	.310	3-19	.158	16-24	.667	18	13	31	35.2	22	11	6	4	11	63	74.7
at Wisconsin	01/06/2021	80-55 W	33-66	.500	7-16	.438	7-12	.583	17	22	39	35.7	13	22	11	4	17	80	75.4
Iowa	01/09/2021	77-67 W	29-60	.483	7-15	.467	12-24	.500	7	23	30	35.0	10	20	8	3	10	77	75.6
at Penn St.	01/17/2021	67-50 W	29-63	.460	3-16	.188	6-14	.429	14	27	41	35.7	16	18	22	2	17	67	74.7
Illinois	01/21/2021	73-54 W	28-65	.431	6-16	.375	11-16	.688	16	22	38	35.9	14	15	13	3	12	73	74.5
Indiana	01/24/2021	61-74 L	20-61	.328	2-11	.182	19-23	.826	8	25	33	35.6	21	9	12	4	7	61	73.3
at Iowa	01/28/2021	87-80 W	32-63	.508	6-14	.429	17-34	.500	10	18	28	35.0	15	16	9	2	11	87	74.4
Ohio St.	02/01/2021	69-57 W	25-59	.424	1-12	.083	18-26	.692	10	36	46	35.8	17	18	15	9	10	69	74.0
at Michigan St.	02/07/2021	63-60 W	17-45	.378	5-18	.278	24-37	.649	7	25	32	35.6	21	6	18	5	7	63	73.2
Rutgers	02/11/2021	54-70 L	19-50	.380	5-17	.294	11-15	.733	14	13	27	35.0	14	11	11	4	6	54	71.9
Nebraska	02/17/2021	64-71 L	25-78	.321	4-20	.200	10-14	.714	12	21	33	34.9	16	19	4	2	21	64	71.4
Wisconsin	02/20/2021	67-54 W	23-56	.411	2-13	.154	19-24	.792	9	21	30	34.6	14	18	11	5	11	67	71.2
at Illinois	02/24/2021	67-61 W	22-60	.367	4-16	.250	19-28	.679	14	17	31	34.4	14	13	13	1	14	67	70.9
Maryland	02/28/2021	50-62 L	19-63	.302	2-13	.154	10-17	.588	15	23	38	34.6	19	16	10	8	6	50	69.8
at Michigan	03/06/2021	58-63 L	22-64	.344	4-16	.250	10-12	.833	9	22	31	34.4	21	10	7	3	11	58	69.3
vs Illinois	03/10/2021	67-42 W	27-69	.391	4-18	.222	9-15	.600	11	34	45	34.9	16	23	9	2	13	67	69.1
vs Michigan	03/11/2021	65-49 W	24-62	.387	5-15	.333	12-15	.800	14	28	42	35.2	16	15	11	8	5	65	69.0
vs Maryland	03/12/2021	52-85 L	19-64	.297	5-21	.238	9-14	.643	12	16	28	34.9	12	13	15	1	6	52	68.2
vs UCF	03/22/2021	62-51 W	22-43	.512	3-10	.300	15-21	.714	2	22	24	34.5	14	19	14	7	8	62	68.0
Total		1631	602-1491	.404	100-380	.263	327-494	.662	300	527	827	34.5	375	384	274	96	277	1631	68.0
Opponents		1466	531-1279	.415	129-413	.312	275-393	.700	260	645	905	37.7	463	368	501	74	147	1466	61.1

Northwestern Averages

Games Played	Points/game	FG Pct	3FG Pct	FT Pct	Rebounds/game	Assists/game	Turnovers/game	Assist/Turnover ratio	Steals/game	Blocks/game
24	68.0	40.4	26.3	66.2	34.5	16.0	11.4	1.4	11.5	4.0

CONFERENCE-ONLY STATISTICS (20-21)



2020-21 Northwestern Women's Basketball Combined Team Statistics In Conference games

Page 1/1
as of Mar 23, 2021

Game Records

Record	Overall	Home	Away	Neutral
ALL GAMES	11-7	5-5	6-2	0-0
CONFERENCE	11-7	5-5	6-2	0-0
NON-CONFERENCE	0-0	0-0	0-0	0-0

Score by Periods

Team	1st	2nd	3rd	4th	OT	TOT
Northwestern	309	303	312	289	0	1213
Opponents	251	250	312	319	0	1132

Team Box Score

No.	Player				Total		3-Point		F-Throw		Rebounds											
		GP-GS	MIN	AVG	FG-FGA	FG%	3FG-FGA	3FG%	FT-FTA	FT%	OFF	DEF	TOT	AVG	PF	DQ	A	TO	BLK	STL	PTS	AVG
12	BURTON, Veronica	18-17	639:21	35.5	83-211	.393	28-92	.304	102-128	.797	30	61	91	5.1	42	0	88	29	9	74	296	16.4
10	PULLIAM, Lindsey	18-18	676:34	37.6	111-310	.358	19-73	.260	45-69	.652	24	72	96	5.3	35	0	42	27	5	17	286	15.9
3	WOOD, Sydney	18-17	632:37	35.1	86-165	.521	2-7	.286	45-72	.625	44	56	100	5.6	46	1	53	42	21	45	219	12.2
24	HAMILTON, Jordan	18-18	592:19	32.9	63-177	.356	13-56	.232	19-32	.594	8	51	59	3.3	33	0	55	37	8	34	158	8.8
15	SHAW, Courtney	9-7	236:44	26.3	27-45	.600	0-0	.000	10-27	.370	31	36	67	7.4	27	0	11	16	3	12	64	7.1
20	MOTT, Paige	18-11	312:59	17.4	24-62	.387	0-1	.000	14-25	.560	20	42	62	3.4	52	1	6	15	14	12	62	3.4
42	MORRIS, Anna	15-0	172:49	11.5	19-47	.404	1-11	.091	2-5	.400	3	13	16	1.1	28	1	8	7	8	5	41	2.7
2	SATTERWHITE, Lauryn	18-1	170:18	9.5	14-54	.259	9-33	.273	2-5	.400	9	9	18	1.0	15	0	6	10	0	6	39	2.2
33	HARTMAN, Laya	7-0	39:20	5.6	5-10	.500	2-4	.500	1-3	.333	2	7	9	1.3	2	0	2	2	0	1	13	1.9
23	MCWILLIAMS, Jasmine	13-0	51:38	4.0	8-15	.533	1-1	1.000	4-7	.571	5	7	12	0.9	3	0	2	5	0	1	21	1.6
1	RAINEY, Kaylah	14-0	64:17	4.6	7-20	.350	0-5	.000	0-1	.000	2	2	4	0.3	7	0	4	7	0	4	14	1.0
11	PIKIELL, Brooke	6-1	11:04	1.8	0-0	.000	0-0	.000	0-0	.000	0	0	0	0.0	0	0	1	1	0	0	0	0.0
Team											45	33	78					6				
Total		18	3600		447-1116	.401	75-283	.265	244-374	.652	223	389	612	34.0	290	3	278	204	68	211	1213	67.4
Opponents		18	3600		409-953	.429	100-308	.325	214-310	.690	190	493	683	37.9	345	10	285	375	49	110	1132	62.9

Team Statistics

	NU	OPP
Scoring	1213	1132
Points per game	67.4	62.9
Scoring margin	+4.5	-
Field goals-att	447-1116	409-953
Field goal pct	.401	.429
3 point fg-att	75-283	100-308
3-point FG pct	.265	.325
3-pt FG made per game	4.2	5.6
Free throws-att	244-374	214-310
Free throw pct	.652	.690
F-Throws made per game	13.6	11.9
Rebounds	612	683
Rebounds per game	34.0	37.9
Rebounding margin	-3.9	-
Assists	278	285
Assists per game	15.4	15.8
Turnovers	204	375
Turnovers per game	11.3	20.8
Turnover margin	+9.5	-
Assist/turnover ratio	1.4	0.8
Steals	211	110
Steals per game	11.7	6.1
Blocks	68	49
Blocks per game	3.8	2.7
Winning streak	0	-
Home win streak	0	-
Attendance	21	707
Home games-Avg/Game	10-2	8-88
Neutral site-Avg/Game	-	0-0

Team Results

Date	Opponent		Score	Att.
12/14/2020	Minnesota	W	80-51	0
12/17/2020	at Purdue	W	70-54	164
12/31/2020	at Nebraska	L	63-65	0
01/03/2021	Michigan	L	63-84	0
01/06/2021	at Wisconsin	W	80-55	0
01/09/2021	Iowa	W	77-67	0
01/17/2021	at Penn St.	W	67-50	219
01/21/2021	Illinois	W	73-54	0
01/24/2021	Indiana	L	61-74	1
01/28/2021	at Iowa	W	87-80	264
02/01/2021	Ohio St.	W	69-57	0
02/07/2021	at Michigan St.	W	63-60	0
02/11/2021	Rutgers	L	54-70	0
02/17/2021	Nebraska	L	64-71	0
02/20/2021	Wisconsin	W	67-54	0
02/24/2021	at Illinois	W	67-61	0
02/28/2021	Maryland	L	50-62	20
03/06/2021	at Michigan	L	58-63	60

SEASON STATISTICS (19-20)



2019-20 Northwestern Women's Basketball
Combined Team Statistics
All games

Page 1/1
as of Dec 09, 2020

Game Records

Record	Overall	Home	Away	Neutral
ALL GAMES	26-4	14-2	10-1	2-1
CONFERENCE	16-2	8-1	8-1	0-0
NON-CONFERENCE	10-2	6-1	2-0	2-1

Score by Periods

Team	1st	2nd	3rd	4th	OT	TOT
Northwestern	572	509	546	477	22	2126
Opponents	427	425	385	463	12	1712

Team Box Score

No.	Player	GP-GS	MIN	AVG	Total		3-Point		F-Throw		Rebounds				PF	DQ	A	TO	BLK	STL	PTS	AVG
					FG-FGA	FG%	3FG-FGA	3FG%	FT-FTA	FT%	OFF	DEF	TOT	AVG								
10	PULLIAM, Lindsey	30-30	1016:13	33.9	202-523	.386	42-120	.350	117-160	.731	28	112	140	4.7	54	2	69	53	5	36	563	18.8
12	BURTON, Veronica	30-30	961:14	32.0	111-254	.437	35-107	.327	92-116	.793	32	115	147	4.9	65	1	152	64	17	100	349	11.6
44	SCHEID, Abi	30-30	1036:21	34.5	128-260	.492	73-153	.477	17-24	.708	14	128	142	4.7	29	0	83	46	15	28	346	11.5
21	WOLF, Abbie	30-30	786:49	26.2	144-273	.527	0-1	.000	50-73	.685	86	112	198	6.6	65	1	36	44	44	21	338	11.3
3	WOOD, Sydney	30-28	877:48	29.3	62-135	.459	1-6	.167	27-47	.574	48	88	136	4.5	65	0	97	43	17	55	152	5.1
24	HAMILTON, Jordan	25-1	469:52	18.8	48-143	.336	15-58	.259	14-22	.636	8	38	46	1.8	45	0	53	41	6	30	125	5.0
15	SHAW, Courtney	30-0	354:60	11.8	49-78	.628	0-0	.000	20-55	.364	35	46	81	2.7	59	2	10	8	8	14	118	3.9
22	GALERNIK, Byrdy	30-1	234:47	7.8	34-67	.507	7-18	.389	10-10	1.000	3	10	13	0.4	8	0	19	14	0	8	85	2.8
33	HARTMAN, Laya	13-0	42:20	3.3	4-12	.333	2-7	.286	1-3	.333	1	4	5	0.4	4	0	2	3	0	1	11	0.8
4	HOPKINS, Bryana	5-0	26:48	5.4	1-5	.200	0-0	.000	2-4	.500	1	5	6	1.2	3	0	1	1	1	2	4	0.8
0	SANCATALDO, Jess	8-0	23:35	2.9	2-7	.286	0-3	.000	2-2	1.000	1	3	4	0.5	3	0	1	0	0	2	6	0.8
2	SATTERWHITE, Lauryn	19-0	100:49	5.3	5-22	.227	2-12	.167	2-6	.333	0	13	13	0.7	11	0	11	14	0	3	14	0.7
1	RAINEY, Kaylah	13-0	42:41	3.3	3-14	.214	1-7	.143	2-2	1.000	2	7	9	0.7	7	0	9	5	0	3	9	0.7
32	JAMISON, Amber	11-0	69:07	6.3	0-13	.000	0-2	.000	6-6	1.000	7	9	16	1.5	3	0	1	5	2	1	6	0.5
11	PIKIELL, Brooke	3-0	06:37	2.2	0-0	.000	0-0	.000	0-0	.000	0	0	0	0.0	0	0	1	0	0	0	0	0.0
Team											60	66	126					19				
Total		30	6050		793-1806	.439	178-494	.360	362-530	.683	326	756	1082	36.1	421	6	545	360	115	304	2126	70.9
Opponents		30	6050		635-1694	.375	163-537	.304	279-407	.686	336	727	1063	35.4	512	7	435	530	88	199	1712	57.1

Team Statistics

	NU	OPP
Scoring	2126	1712
Points per game	70.9	57.1
Scoring margin	+13.8	-
Field goals-att	793-1806	635-1694
Field goal pct	.439	.375
3 point fg-att	178-494	163-537
3-point FG pct	.360	.304
3-pt FG made per game	5.9	5.4
Free throws-att	362-530	279-407
Free throw pct	.683	.686
F-Throws made per game	12.1	9.3
Rebounds	1082	1063
Rebounds per game	36.1	35.4
Rebounding margin	+0.6	-
Assists	545	435
Assists per game	18.2	14.5
Turnovers	360	530
Turnovers per game	12.0	17.7
Turnover margin	+5.7	-
Assist/turnover ratio	1.5	0.8
Steals	304	199
Steals per game	10.1	6.6
Blocks	115	88
Blocks per game	3.8	2.9
Winning streak	0	-
Home win streak	7	-
Attendance	23768	39432
Home games-Avg/Game	16-1486	11-3585
Neutral site-Avg/Game	-	3-1683

Team Results

Date	Opponent		Score	Att.
11/10/2019	Loyola Maryland	W	67-46	760
11/14/2019	at Marquette	Wot	64-56	879
11/17/2019	at Duke	W	63-42	4118
11/21/2019	Valparaiso	W	69-48	678
11/27/2019	Colgate	W	73-44	945
12/01/2019	DePaul	L	68-70	1416
12/04/2019	Boston College	W	66-63	610
12/07/2019	Dartmouth	W	79-37	866
12/16/2019	UT Arlington	W	74-47	3432
12/20/2019	vs East Carolina	W	64-45	125
12/21/2019	vs Xavier	W	79-59	125
12/28/2019	at Illinois	W	77-50	2099
12/31/2019	Maryland	W	81-58	1003
01/05/2020	Iowa	L	51-77	1843
01/09/2020	at Minnesota	W	56-54	3001
01/12/2020	Purdue	W	61-56	1464
01/16/2020	at Indiana	Wot	71-69	3805
01/19/2020	Penn St.	W	85-59	1424
01/23/2020	at Michigan St.	W	76-48	3963
01/26/2020	at Maryland	L	61-70	8276
01/30/2020	Michigan	W	81-73	1133
02/02/2020	at Penn St.	W	82-59	2362
02/10/2020	Michigan St.	W	85-55	864
02/13/2020	at Michigan	W	66-60	2354
02/16/2020	Nebraska	W	60-56	2172
02/19/2020	Rutgers	W	82-65	1142
02/22/2020	at Wisconsin	W	82-66	4172
02/25/2020	at Ohio St.	W	69-55	4403
02/29/2020	Illinois	W	75-58	4016
03/06/2020	vs Michigan	L	59-67	4798