



# OREGON WOMEN'S BASKETBALL

GAME NOTES: NCAA TOURNAMENT

## SWEET SIXTEEN

# O





# 2021 NCAA DIVISION I WOMEN'S BASKETBALL CHAMPIONSHIP



**2021 NCAA DIVISION I WOMEN'S BASKETBALL CHAMPIONSHIP**  
Complete bracket released on ESPN Selection Show, Monday, March 15 at 7 p.m.  
FIRST-ROUND - March 21 and 22 and SECOND-ROUND - March 23 and 24.  
SWEET 16 - March 27-28 and ELITE 8 - March 29-30.

All Sweet 16, Elite 8 and Women's Final Four games played at Alamodome, San Antonio, Texas.

\*All times listed in Eastern time.

## 2020-21 SCHEDULE

### NOVEMBER

Date	Day	Opponent	TV	Time (PT)
28	Sat.	SEATTLE U		W, 116-51
30	Mon.	at Portland	NBCSNW	W, 85-52

### DECEMBER

Date	Day	Opponent	TV	Time (PT)
4	Fri.	COLORADO *	P12N	W, 82-53
6	Sun.	UTAH *	P12N	W, 85-43
8	Tue.	PORTLAND STATE		POSTPONED
13	Sun.	at #15 Oregon State *	P12N	W, 79-59
19	Sat.	at Washington *	P12N	W, 73-49
21	Mon.	at Washington State *	P12N	W, 69-65

### JANUARY

Date	Day	Opponent	TV	Time (PT)
1	Fri.	USC *	P12N	W, 92-69
3	Sun.	#11 UCLA *	P12N	L, 73-71
8	Fri.	at #1 Stanford *	P12N	L, 70-63
10	Sun.	at California *	P12N	W, 100-41
14	Thu.	at #11 Arizona *	ESPN	L, 57-41
17	Sun.	at Arizona State *		POSTPONED
22	Fri.	WASHINGTON STATE *	P12N	W, 59-50
24	Sun.	WASHINGTON *	P12N	W, 69-52
29	Fri.	at Utah *		POSTPONED
31	Sun.	at Colorado *		POSTPONED

### FEBRUARY

Date	Day	Opponent	TV	Time (PT)
5	Fri.	ARIZONA STATE *		POSTPONED
6	Sat.	UC DAVIS		W, 63-57
8	Mon.	#10 ARIZONA *	ESPN2	L, 79-59
12	Fri.	CALIFORNIA *		POSTPONED
15	Mon.	#6 STANFORD *	ESPN	L, 63-61
19	Fri.	at #8 UCLA *	P12N	L, 83-56
21	Sun.	at USC *	P12N	W, 72-48
28	Sun.	OREGON STATE *	P12N	L, 88-77

### MARCH

Date	Day	Opponent	TV	Time (PT)
3	Wed.	Pac-12 First Round ^	P12N	Bye
4	Thur.	vs. Oregon State ^	P12N	L, 71-64
22	Mon.	vs. South Dakota +	ESPN2	W, 67-47
24	Wed.	vs. #10 Georgia +	ESPN2	W, 57-50
28	Sun.	vs. #8 Louisville +	ESPN	4 PM

Home games in **BOLD CAPS** at Matthew Knight Arena

\* Pac-12 Conference game

^ Pac-12 Tournament held in at Michelob ULTRA Arena in Las Vegas, Nev.

+ NCAA Tournament held entirely in San Antonio, Texas

## BROADCAST INFORMATION

TV: ESPN

Play-by-Play: Beth Mowins

Analyst: Debbie Antonelli

Reporter: LaChina Robinson

RADIO: OREGON SPORTS NETWORK

Eugene: KUGN 590 AM | Portland: KDZR 1640 AM

Play-by-Play: Terry Jonz

Analyst: Bev Smith

# O

## 2020-21 GAME NOTES

## SWEET 16

OREGON VS. LOUISVILLE

Sunday, March 28, 2021 || 4 PM PT

Alamodome || San Antonio, Texas



@OREGONWBB

## THE MATCHUP



**(6) OREGON DUCKS (15-8, 10-7 PAC-12)**

AP/Coaches/NET Rank: 23/22/10

Head Coach: Kelly Graves (New Mexico, 1988)

Record at Oregon: 170-62 (7th Season)

Career Div. 1 Record: 552-224 (24th Season)



**(2) LOUISVILLE CARDINALS (25-3, 14-2 ACC)**

AP/Coaches/NET Rank: 8/7/6

Head Coach: Jeff Walz (Northern Kentucky, 1995)

Record at Louisville: 384-107 (14th Season)

Career Record: Same

## KEY STORYLINES

### DIFFERENT PATH, SAME DESTINATION

The path looks different but the destination is the same for Oregon, which on Wednesday advanced to its fourth straight Sweet Sixteen with a second-round NCAA Tournament win over Georgia, 57-50. The 2020-21 Ducks haven't often resembled the high-scoring teams of recent years led by Sabrina Ionescu, Ruthy Hebard and Satou Sabally, instead relying on relentless defense and timely scoring from a young and relatively unproven roster. Oregon held Georgia to 21-of-60 shooting, including 1-of-13 from three-point range, and improved to 13-1 this season when allowing less than 60 points. The result is yet another trip to the Sweet Sixteen, and the Ducks will face off with Louisville on Sunday with a chance to reach a fourth consecutive Elite Eight.

### PRINCE, SABALLY POWER DUCKS

Oregon's win over No. 3 seeded and 10th ranked Georgia was powered by the twin tower duo of **SEDONA PRINCE** and **NYARA SABALLY**, who combined to score 37 of UO's 57 points. Prince was a dominant force from start to finish, matching her career-high with 22 points while blocking four shots, and Sabally took over late in the game to finish with 15 points and nine rebounds. The achievement is extra sweet for Prince and Sabally, who both missed each of the last two seasons while coming back from serious injuries and spent last year rehabbing together. "Nyara and I talked before the start of the fourth quarter and we were like, we're going to the Sweet Sixteen in our first year," Prince said. "We came out and she dominated, and also our teammates allowed us to get good post-ups and made good entry passes. It was just a collective effort."

### DUCKS IN THE NCAA TOURNAMENT

- » Fourth straight Sweet Sixteen appearance, fourth all-time.
- » Seeking fourth straight Elite Eight appearance.
- » 16th NCAA Tournament appearance, fourth straight.
- » 17-15 all-time, including 12-3 in four trips under Graves.
- » Sixth time as a No. 6 seed (4-5 all-time), and first since 2000.
- » 1-2 all-time vs. No. 2 seeds and 4-10 vs. top-4 seeds.

## NUMBERS TO KNOW



Sedona Prince

4

Oregon is making its **fourth straight Sweet Sixteen** appearance and is looking to advance to its fourth straight Elite Eight.

In their **16th appearance**, the Ducks are 17-15 all-time in the NCAA Tournament, including 12-3 in four berths under Kelly Graves.

16

18

All-Pac-12 selection Nyara Sabally leads Oregon with **18 double-figure scoring games**, including 16 in her last 17 games.

Sedona Prince matched her career-high with **22 points** while blocking four shots on Wednesday to lead UO to the Sweet Sixteen.

22

33

Erin Boley became the **33rd 1,000-point scorer in Oregon history** with her 22-point performance on Monday vs. South Dakota.

The Ducks are **13-1 this season when allowing less than 60 points**, and 5-0 when giving up fewer than 50 points.

60

## PROJECTED STARTERS

Pos.	Name	Yr.	PPG	RPG	APG	Notable
G	Taylor Mikesell	Jr.	9.6	2.3	1.8	Career-high 28 points on 8-of-10 3pt shooting in UO debut; 1,036 career points.
G	Maddie Scherr	Fr.	2.4	2.0	1.7	Started last 3 games; 8 assists, 5 steals in 2 NCAA Tournament games.
F	Erin Boley	Sr.	10.7	4.6	0.9	33rd 1,000-point scorer in UO history; No. 4 all-time with 217 3's as a Duck.
F	Sedona Prince	RSO.	10.4	4.0	1.3	Tied career-high w/ 22 points vs. Georgia; 8 DFSG in last 11 games.
F	Nyara Sabally	RSO.	12.9	7.3	1.9	All-Pac-12; Leads UO w/ 4 double-doubles and 18 DFSG; .540 FG Pct.



## NUMERICAL ROSTER

No	Name	Position	Height	Class	Hometown	High School/Last School
1	Nyara Sabally	Forward	6-5	RS Sophomore	Berlin, Germany	SLZB
3	Taylor Chavez	Guard	5-10	Junior	Surprise, Ariz.	Valley Vista HS
4	Jaz Shelley	Guard	5-9	Sophomore	Moe, Australia	Berwick College
10	Arielle Wilson	Forward	6-6	Junior	Fayetteville, N.C.	Northwood Temple Academy/Kilgore College
11	Taylor Mikesell	Guard	5-11	Junior	Massillon, Ohio	Jackson HS/Maryland
12	Te-Hina Paopao	Guard	5-9	Freshman	Oceanside, Calif.	La Jolla Country Day School
14	Lydia Giomi	Forward	6-6	Senior	Seattle, Wash.	West Seattle HS
21	Erin Boley	Forward	6-2	Senior	Hodgenville, Ky.	Elizabethtown HS/Notre Dame
22	Kylee Watson	Forward	6-4	Freshman	Linwood, N.J.	Mainland HS
23	Maddie Scherr	Guard	5-11	Freshman	Florence, K.Y.	Ryle HS
25	Angela Dugalic	Forward	6-4	Freshman	Des Plaines, Ill.	Maine West HS
32	Sedona Prince	Forward	6-7	RS Sophomore	Liberty Hill, Texas	Liberty Hill HS/Texas
33	Sydney Parrish	Guard	6-2	Freshman	Fishers, Ind.	Hamilton Southeastern HS

## ALPHABETICAL ROSTER

No	Name	Position
21	Erin Boley	Forward
3	Taylor Chavez	Guard
25	Angela Dugalic	Forward
14	Lydia Giomi	Forward
11	Taylor Mikesell	Guard
12	Te-Hina Paopao	Guard
33	Sydney Parrish	Guard
32	Sedona Prince	Forward
1	Nyara Sabally	Forward
23	Maddie Scherr	Guard
4	Jaz Shelley	Guard
22	Kylee Watson	Forward
10	Arielle Wilson	Forward

## COACHING STAFF

Name	Position	UO Experience	Alma Mater
Kelly Graves	Head Coach	7th Season	New Mexico, 1988
Oregon Record: 170-62 (82-43 Pac-12)		Collegiate Record (27th season): 597-264	Div. 1 Record (24th season): 552-224
Mark Campbell	Associate Head Coach	7th Season	Hawai'i, 2004
Jodie Berry	Assistant Coach	7th Season	Western Washington, 2002
Xavi Lopez	Assistant Coach	4th Season	Point Loma Nazarene, 2007

## SUPPORT STAFF

Name	Position
Megan Lopez	Director of Operations
Oti Gildon	Interim Director of Creativity/Student-Athlete Support
Kim Terrell	Sr. Assoc. Director of Athletic Medicine
Courtney Walden	Strength and Conditioning Coach
Illya Lebow	Administrative Assistant

## ROSTER BREAKDOWN

## BY CLASS

Seniors (2): Boley, Giomi
Juniors (3): Chavez, Mikesell, Wilson
RS Sophomores (2): Prince, Sabally
Sophomores (1): Shelley
Freshmen (5): Dugalic, Paopao, Parrish, Scherr, Watson

## BY POSITION

Guards (6)	Forwards (7)
Chavez	Boley
Mikesell	Dugalic
Paopao	Giomi
Parrish	Prince
Scherr	Sabally
Shelley	Watson
	Wilson

## BY HOME STATE &amp; COUNTRY

Kentucky (2): Boley, Scherr
Arizona (1): Chavez
Australia (1): Shelley
California (1): Paopao
Germany (1): Sabally
Illinois (1): Dugalic
Indiana (1): Parrish
New Jersey (1): Watson
North Carolina (1): Wilson
Ohio (1): Mikesell
Texas (1): Prince
Washington (1): Giomi

## PRONUNCIATION GUIDE

Name	Pronunciation
Taylor Chavez	CHA-vez
Angela Dugalic	DOO-guh-litch
Lydia Giomi	Gee-OH-me
Taylor Mikesell	MIKE-sell
Te-Hina Paopao	Tuh-HEE-nuh Pow-pow
Sydney Parrish	PAIR-ish
Sedona Prince	Suh-DOH-nuh
Nyara Sabally	Knee-ARE-uh Sah-BUH-lee
Maddie Scherr	Sheer
Arielle Wilson	Air-ee-EL
Xavi Lopez	CHA-vee





2020-21 PHOTO ROSTER



**1**  
**NYARA SABALLY**  
RSo. | Forward | 6-5  
Berlin, Germany



**3**  
**TAYLOR CHAVEZ**  
Jr. | Guard | 5-10  
Surprise, Ariz.



**4**  
**JAZ SHELLEY**  
So. | Guard | 5-9  
Moe, Australia



**10**  
**ARIELLE WILSON**  
Jr. | Forward | 6-6  
Fayetteville, N.C.



**11**  
**TAYLOR MIKESELL**  
Jr. | Guard | 5-11  
Massillon, Ohio



**12**  
**TE-HINA PAOPAO**  
Fr. | Guard | 5-9  
Oceanside, Calif.



**14**  
**LYDIA GIOMI**  
Sr. | Forward | 6-6  
Seattle, Wash.



**21**  
**ERIN BOLEY**  
Sr. | Forward | 6-2  
Hodgenville, Ky.



**22**  
**KYLEE WATSON**  
Fr. | Forward | 6-4  
Linwood, N.J.



**23**  
**MADDIE SCHERR**  
Fr. | Guard | 5-11  
Florence, Ky.



**25**  
**ANGELA DUGALIC**  
Fr. | Forward | 6-4  
Des Plaines, Ill.




**32**  
**SEDONA PRINCE**  
RSo. | Forward | 6-7  
Liberty Hill, Texas



**33**  
**SYDNEY PARRISH**  
Fr. | Guard | 6-2  
Fishers, Ind.




**KELLY GRAVES**  
Head Coach  
7th Season



**MARK CAMPBELL**  
Associate Head Coach  
7th Season




**JODIE BERRY**  
Assistant Coach  
7th Season



**XAVI LOPEZ**  
Assistant Coach  
4th Season



**MEGAN LOPEZ**  
Director of Operations



**OTI GILDON**  
Interim Director of  
Creativity and Student-  
Athlete Support



**KIM TERRELL**  
Senior Associate Director  
of Athletic Medicine



**COURTNEY WALDEN**  
Strength and  
Conditioning Coach

OREGON ATHLETIC COMMUNICATIONS

Women's Basketball Contact.....Nate Krueger  
Cell Phone .....253-569-9468  
Email.....nkrueger@uoregon.edu  
Senior Associate AD - Communications.....Jimmy Stanton  
Assistant Athletic Director - Communications (WBB, LAX, WGolf).....Nate Krueger  
Associate Director of Communications (BSB, FB).....Todd Miles  
Associate Director of Communications (MBB, SOC).....Greg Walker  
Assistant Director of Communications (SB, VB, MGolf, WTen, BVB).....Derren Iha  
Assistant Director of Communications (T&F, XC, MTen).....Zach Lawson  
Editor-in-Chief, GoDucks.com (O Heroes).....Rob Moseley

All requests for Oregon women's basketball interviews and credentials should be directed to Nate Krueger (nkrueger@uoregon.edu) in the athletic communications office.





## 2020-21 OVERALL STATS

**THE STAT CREW SYSTEM**  
**Oregon Combined Team Statistics (as of Mar 24, 2021)**  
**All games**

RECORD:	OVERALL	HOME	AWAY	NEUTRAL
ALL GAMES	15-8	7-4	6-3	2-1
CONFERENCE	10-7	5-4	5-3	0-0
NON-CONFERENCE	5-1	2-0	1-0	2-1

#	Player	Total				3-Point		F-Throw		Rebounds															
		gp-gs	min	avg	fg-fga	fg%	3fg-fga	3fg%	ft-fa	ft%	off	def	tot	avg	pf	dq	a	to	blk	stl	pts	avg			
01	Nyara Sabally	22-20	536	24.4	116-215	.54	8-14	.57	43-70	.61	59	101	160	7.3	43	1	42	56	24	22	283	12.9			
21	Erin Boley	22-22	547	24.9	93-193	.48	31-74	.41	19-24	.79	34	68	102	4.6	22	0	19	19	3	22	236	10.7			
32	Sedona Prince	18-9	353	19.6	80-144	.55	2-7	.28	26-33	.78	19	53	72	4.0	49	1	24	16	26	12	188	10.4			
12	Te-Hina Paopao	19-19	540	28.4	78-180	.43	30-76	.39	8-10	.80	14	47	61	3.2	27	0	84	35	5	27	194	10.2			
11	Taylor Mikesell	23-19	561	24.4	79-189	.41	39-112	.34	24-26	.92	2	52	54	2.3	24	0	41	28	2	11	221	9.6			
33	Sydney Parrish	22-2	364	16.5	44-128	.34	22-64	.34	26-29	.89	15	44	59	2.7	29	0	15	14	8	22	136	6.2			
03	Taylor Chavez	18-9	340	18.9	25-68	.36	11-31	.35	16-20	.80	5	29	34	1.9	23	0	39	18	3	13	77	4.3			
04	Jaz Shelley	21-11	382	18.2	35-97	.36	14-45	.31	3-8	.37	11	26	37	1.8	28	0	41	25	4	21	87	4.1			
25	Angela Dugalic	23-1	283	12.3	36-84	.42	5-21	.23	5-6	.83	22	74	96	4.2	19	0	17	19	7	7	82	3.6			
14	Lydia Giomi	23-0	211	9.2	27-40	.67	0-0	.00	11-22	.50	29	24	53	2.3	21	0	2	9	5	4	65	2.8			
23	Maddie Scherr	21-3	325	15.5	17-58	.29	6-19	.31	11-14	.78	16	25	41	2.0	31	0	35	27	2	25	51	2.4			
22	Kylee Watson	17-0	141	8.3	16-29	.55	0-0	.00	7-21	.33	3	18	21	1.2	22	0	4	12	9	3	39	2.3			
10	Arielle Wilson	8-0	17	2.1	0-3	.00	0-3	.00	0-0	.00	0	0	0	0.0	3	0	1	0	0	0	0	0.0			
Team											51	56	107				11								
Total.....		23	4600		646-142	.45168	466	.36199	283	.70	280	617	897	39.0	341	2	364	289	98	189	165	72.1			
Opponents.....		23	4602		501-134	.37131	434	.30237	331	.71	264	522	786	34.2	304	-	290	337	68	147	137	59.6			

TEAM STATISTICS	ORE	OPP	Date	Opponent	Score	Att.
SCORING	1659	1370	11/28/20	SEATTLE U	w 116-51	0
Points per game	72.1	59.6	11/30/20	at Portland	w 85-52	0
Scoring margin	+12.6	-	* 12/04/20	COLORADO	w 82-53	0
FIELD GOALS-ATT	646-1428	501-1345	* 12/06/20	UTAH	w 85-43	0
Field goal pct	.452	.372	* 12/13/20	at Oregon St.	w 79-59	0
3 POINT FG-ATT	168-466	131-434	* 12/19/20	at Washington	w 73-49	0
3-point FG pct	.361	.302	* 12/21/20	at Washington St.	w 69-65	0
3-pt FG made per gam	7.3	5.7	* 01/01/21	SOUTHERN CALIFORNIA	w 92-69	0
FREE THROWS-ATT	199-283	237-331	* 01/03/21	UCLA	L 71-73	0
Free throw pct	.703	.716	* 01/08/21	at Stanford	L 63-70	0
F-Throws made per ga	8.7	10.3	* 01/10/21	at California	w 100-41	0
REBOUNDS	897	786	* 01/14/21	at Arizona	L 41-57	0
Rebounds per game	39.0	34.2	* 01/22/21	WASHINGTON ST.	w 58-50	0
Rebounding margin	+4.8	-	* 01/24/21	WASHINGTON	w 69-52	0
ASSISTS	364	290	02/06/21	UC DAVIS	w 63-57	0
Assists per game	15.8	12.6	* 02/08/21	ARIZONA	L 59-79	0
TURNOVERS	289	337	* 02/15/21	STANFORD	L 61-63	0
Turnovers per game	12.6	14.7	* 02/19/21	at UCLA	L 56-83	0
Turnover margin	+2.1	-	* 02/21/21	at Southern California	w 72-48	0
Assist/turnover ratio	1.3	0.9	* 02/28/21	OREGON ST.	L 77-88	0
STEALS	189	147	03/04/21	vs Oregon St.	L 64-71	0
Steals per game	8.2	6.4	03/22/21	vs South Dakota	w 67-47	0
BLOCKS	98	68	03/24/21	vs Georgia	w 57-50	0
Blocks per game	4.3	3.0				
ATTENDANCE	0	0				
Home games-Avg/Gam	11-0	9-0				
Neutral site-Avg/Game	-	3-0				

\* = Conference game

Score by Periods	1st	2nd	3rd	4th	Totals
Oregon	401	390	432	436	1659
Opponents	329	302	377	362	1370





## LAST TIME OUT: POSTGAME NOTES VS. GEORGIA

### (6) OREGON 57, (3) GEORGIA 50

Wednesday, March 24, 2021 | San Antonio, Texas | Alamodome

#### TEAM (15-8)

- » Fourth straight NCAA Tournament Sweet Sixteen appearance and fourth in program history.
- » One of five teams in the country (Baylor, Stanford, South Carolina, UConn) to reach each of the last four Sweet Sixteens; Louisville and UCLA can join that group with wins Wednesday.
- » Joins the Oregon men in the NCAA Tournament Sweet Sixteen; Oregon, Michigan and Baylor are the only schools with both teams in the Sweet Sixteen (UCLA can join).
- » Improved to 17-15 all-time in the NCAA Tournament (16th appearance), and 12-3 in four appearances under head coach Kelly Graves.
- » Now 4-5 all-time in the second round of the NCAA Tournament and 4-5 all-time as a No. 6 seed.
- » Improved to 2-3 all-time in the NCAA Tournament vs. a No. 3 seed and 4-10 vs. top-4 seeds.
- » Defeated a top-10 team for the first time this season; Georgia is No. 10 in the Associated Press poll; 2-6 vs. top-25 teams and 1-4 vs. top-10 opponents.
- » Shot 41.7 percent (5-of-12) from three-point range; shooting 41.3 percent (33-of-80) from beyond the arc over the last five games.
- » Improved to 13-1 this season when holding opponent to less than 60 points.
- » Recorded double-digit steals (10) for the second straight game and eighth time this season.

#### #32 SEDONA PRINCE (22 Pts, 5 Reb, 4 Blk, 2 Stl, 9-14 FG)

- » Matched career-highs with 22 points and nine made field goals.
- » Posted the 22nd performance of 20-plus points by a Duck in an NCAA Tournament game.
- » Nine field goals are tied for the fifth-most by a Duck in an NCAA Tournament game.
- » 10th double-figure scoring performance of the season, and eighth in her last 11 games.
- » Scored seven of Oregon's 10 first-quarter points, going 2-of-3 from the floor and 3-of-3 from the free-throw line.
- » Eight points on 4-of-5 shooting with three blocked shots in the fourth quarter to help secure the win.
- » Four blocked shots are tied for the third-most by an Oregon player in an NCAA Tournament game; all four came in the second half.
- » Multiple steals for the second straight game and second time this season.
- » Recorded at least one blocked shot for the 16th time in 18 games played.

#### #1 NYARA SABALLY (15 Pts, 9 Reb, 3 Ast, 2 Stl, 7-14 FG)

- » Team-leading 18th double-figure scoring game of the season, ninth consecutive, and 16th in her last 17 games.
- » Scored 15 points or more for the third straight game and ninth time this season.
- » Scored 10 of her 15 points in the second half on 5-of-9 shooting, including six in the fourth quarter.
- » Multiple steals for the fourth time this season.

#### #11 TAYLOR MIKESELL (11 Pts, 5 Reb, 4 Ast, 3-6 FG, 2-4 3FG)

- » 10th double-figure scoring performance of the season and 56th of her career, tied with Boley for most on the team.
- » Matched season-highs with five rebounds and four assists.

#### #21 ERIN BOLEY (9 Pts, 3 Reb, 2 Stl)

- » Moved up two spots to No. 7 in Oregon NCAA Tournament history with 74 career points in the Big Dance.
- » Now tied for fourth in Oregon NCAA Tournament career history with 17 made three-pointers after going 2-of-3.
- » Up to No. 32 on the Oregon all-time list with 1,011 career points as a Duck, passing Nia Jackson (1,007, 2008-12).
- » Multiple steals for the third straight game and eighth time this season.

#### #23 MADDIE SCHERR (6 Ast, 3 Stl, 2 Reb)

- » Started for the third straight game and the third time in her career.
- » Matched career-high with three steals; multiple steals for the fourth straight game and 10th time this season.
- » Tied career-high with six assists.





## QUICK HITS: #21 ERIN BOLEY

### CAREER

- » In third active season with the Ducks; transferred from Notre Dame following 2016-17, sat out 2017-18.
- » Oregon Career (93 GP, 93 GS): 10.9 PPG, 3.2 RPG, 0.9 APG, .460 FG% (374-813), .432 3PT% (217-502), .836 FT% (46-55).
- » Collegiate Career (130 GP, 103 GS): 9.6 PPG, 3.1 RPG, 0.8 APG, .453 FG% (458-1012), .425 3PT% (264-621), .854 FT% (70-82).
- » The only active player in the NCAA to rank in the top-15 nationally in 3-point percentage each of the last two seasons.
- » Surpassed 1,000 career points as a Duck vs. South Dakota, becoming the 33rd 1K scorer in program history; 1,219 total career points.
- » No. 4 in program history with 217 career three-pointers as a Duck; UO record is 329 (Sabrina Ionescu).
- » .432 career 3-point shooting percentage as a Duck would currently rank fourth all-time; UO record is .457 (Lexi Bando).
- » 11 career 20-point performances and 56 career double-figure scoring games after scoring 22 on Monday vs. South Dakota.

### AS A SENIOR IN 2020-21 (10.7 PPG, 4.6 RPG, .482 FG%, .419 3FG%) - ALL-PAC-12 HONORABLE MENTION

- » Second on team with 10.7 PPG and 12 double-figure scoring performances, including nine in Pac-12 play.
- » Has made more than twice as many two-point field goals (62) in 22 games this season than she did in 33 games (30) in 2019-20.
- » Paced UO with season-high 25 points at Portland (11/30) while tying career-highs for made field goals (11) and rebounds (9).
- » 18 points in win at WSU (12/21), becoming just the third Duck ever to go perfect from 3PT range (5-5) with at least five makes.

### AS A JUNIOR IN 2019-20 (9.2 PPG, 2.0 RPG, .450 FG%, .441 3FG%)

- » Ranked 13th in the nation and third in the Pac-12 with a career-best .441 3-point shooting percentage (78-177).
- » Caught fire from beyond the arc after a slow start to the season, shooting 46.6 percent (41-88) on 3-pointers during Pac-12 play and a scorching 51.0 percent (49-96) during Oregon's 19-game win streak to close the season.

## 2020-21 PAC-12 STANDINGS

Team	Conference	Overall
#2 Stanford*	19-2	27-2
#11 Arizona	13-4	18-5
#9 UCLA	12-4	17-6
<b>#23 OREGON</b>	<b>10-7</b>	<b>15-8</b>
RV Oregon State	7-6	12-8
Colorado	8-8	10-10
Washington State	9-10	12-12
USC	8-10	11-12
Arizona State	6-9	11-10
Utah	4-15	5-16
Washington	3-13	7-14
California	1-12	1-16

Updated as of March 26, 2021 | Current AP rankings shown

\* Pac-12 regular-season champions

## SERIES HISTORY/MATCHUP

### OREGON VS. LOUISVILLE

**All-Time Series:** Louisville leads, 3-2

**Current Streak:** Louisville W3

**Last Meeting:** Louisville won, 72-62 (11/30/19, Virgin Islands)

### SCOUTING THE CARDINALS

Oregon and Louisville will meet for the second straight season, with the Cardinals getting the best of the Ducks last November at the Paradise Jam in the Virgin Islands. Louisville has won each of the last three matchups to take a 3-2 lead in the all-time series. The 2021 Cardinals have gone 25-3 overall after going 14-2 in ACC play, falling to NC State in the ACC Tournament championship game before knocking off Marist and Northwestern to open the NCAA Tournament. Louisville is led by first-team all-American and ACC player of the year Dana Evans, who averages 19.6 points per game. Kianna Smith (11.5), Hailey Van Lith (11.4 PPG) and Oliva Cochran (10.4) give the Cardinals four total players averaging double-digit points. Louisville is making its fourth straight Sweet Sixteen appearance and 10th overall, and is seeking its third consecutive trip to the Elite Eight and sixth all-time.

## KEY STORYLINES

### PRINCE PROVING TO BE KEY TO POSTSEASON RUN

After missing the last two seasons - first due to a knee injury and then NCAA transfer rules - and then dealing with an ankle injury that forced her to miss five games this season, redshirt sophomore **SEDONA PRINCE** appears to finally be back at full strength for the Ducks and is proving to be a key to Oregon making a deep run in San Antonio. The 6-foot-7 center dominated with a career-high-tying 22 points on 9-of-14 shooting with four blocks in UOs second-round win over Georgia, two days after recording 12 points, seven rebounds, three steals and two blocks against South Dakota. Prince now owns 10 double-figure scoring performances this season, including eight in her last 11 games. During that stretch, Prince is averaging 12.3 PPG on 58.2 percent shooting (57-of-98) with six games of five rebounds or more. Prince had 16 points and a career-high five blocks on Jan. 24 vs. Washington, and she closed the regular season with 22 points on 9-of-15 shooting vs. Oregon State on Feb. 28.

### SABALLY WELL WORTH THE WAIT

It's been a long two-plus years for **NYARA SABALLY** - who lost the opportunity to play with her sister Satou Sabally after suffering knee injuries in each of her first two seasons as a Duck - but the 6-foot-5 forward was well worth the wait. Sabally was named an all-Pac-12 selection by the league's coaches, solidifying her standing as one of the top 15 players in the conference in her first healthy season since arriving in Eugene. The redshirt sophomore went 8-of-12 from the floor for 17 points with five rebounds and two blocked shots in her NCAA Tournament debut vs. South Dakota on Monday and then took over late vs. Georgia on Wednesday to finish with 15 points and nine rebounds, giving her a team-leading 18 double-figure scoring games this season and 16 in her last 17 games. Sabally is shooting a team-best 54.0 percent (116-of-215) from the floor, the best mark in the Pac-12 according to the official NCAA stat rankings. The Berlin, Germany, native owns a team-best four double-doubles, including a 20-point, 10-rebound performance on Dec. 4 vs. Colorado in which she tied for the seventh-best individual shooting performance in UO single-game history by going 9-of-9 from the field.

### DEFENSE LIFTS DUCKS TO ROUND TWO

A stunning display of defense fueled Oregon to a 67-47 victory over South Dakota in the first round of the NCAA Tournament. The Ducks held the Coyotes without a field goal for a stretch of 14:44 that began midway through the first quarter and extended until the opening moments of the second half, during which South Dakota missed 25 straight field-goal attempts. Oregon outscored South Dakota 9-1 in the second quarter - the fewest points UO has ever allowed in a quarter in a postseason game - and the Ducks led 34-9 at halftime before holding their fifth opponent of the season to less than 50 points. "I think we put together as good a half of defense as I've ever been a part of as a coach," **KELLY GRAVES** said of the first-half performance.

### BOLEY BALLS OUT, JOINS 1K CLUB

Senior **ERIN BOLEY** got her final NCAA Tournament started in impressive fashion, going 9-of-13 from the floor and 4-of-6 from three-point range for 22 points vs. South Dakota. Boley posted the 21st game of 20 points or better by a Duck in the NCAA Tournament - with **SEDONA PRINCE** adding the 22nd on Wednesday with 22 points vs. Georgia - and in the process became the 33rd player in program history to surpass 1,000 career points in an Oregon uniform. The Kentucky native also took over sole possession of fourth place in program history for three-pointers; she owns 217 triples as a Duck entering Sunday.

### SCHERR STEPPING UP IN PAOPAO'S ABSENCE

The Ducks are without all-Pac-12 point guard **TE-HINA PAOPAO** for the postseason due to injury, but another freshman has stepped up to run the show for Oregon. **MADDIE SCHERR** has started each of the Ducks' last three games, applying tremendous pressure on the defensive end while orchestrating the offense at the point. Scherr had five rebounds and two steals on Monday vs. South Dakota, and dished out six assists while recording three steals on Wednesday vs. Georgia.

### OREGON, PAC-12 DOMINATING MARCH MADNESS SO FAR

Oregon's fourth straight berth to the Sweet Sixteen continued a trend so far in "March Madness." The UO women join the men in the Sweet Sixteen, making Oregon one of only three schools (Baylor & Michigan) to have both basketball programs still alive in the NCAA Tournament. The Ducks have been at the forefront of a tremendous postseason so far for the Pac-12 Conference, which as of Friday had gone a combined 18-4 between the men's and women's NCAA Tournaments with four men's teams and three women's teams advancing to the Sweet Sixteen.



## AP POLL

Week 17 Poll - March 15, 2021

Note: **Bold** denotes Oregon and/or its 2020-21 opponents

Rank	Team	Record	Points
1.	UConn (23)	24-1	742
2.	<b>Stanford (5)</b>	<b>25-2</b>	<b>704</b>
3.	NC State (2)	20-2	697
4.	Texas A&M	23-2	625
5.	Baylor	25-2	623
6.	South Carolina	22-4	616
7.	Maryland	24-2	582
8.	Louisville	23-3	571
9.	<b>UCLA</b>	<b>16-5</b>	<b>500</b>
10.	Georgia	20-6	447
11.	<b>Arizona</b>	<b>16-5</b>	<b>440</b>
12.	Indiana	18-5	432
13.	Tennessee	16-7	354
14.	Gonzaga	23-3	294
15.	Arkansas	19-8	287
16.	Michigan	14-5	283
17.	West Virginia	21-6	260
18.	Kentucky	17-8	252
19.	South Florida	18-3	233
20.	Missouri State	21-2	191
21.	Rutgers	14-4	188
22.	Ohio State	13-7	75
23.	<b>OREGON</b>	<b>13-8</b>	<b>70</b>
24.	Florida Gulf Coast	26-2	68
25.	South Dakota State	21-3	50

**Others receiving votes:** Iowa 43, Stephen F. Austin 35, Marquette 27, **Oregon State 21**, Virginia Tech 9, Northwestern 9, Georgia Tech 9, Oklahoma State 8, DePaul 2, California Baptist 1, UCF 1, **South Dakota 1**

## 2020-21 WEEK-BY-WEEK RANKING

Date	AP	Coaches	NET
Preseason	10	9	
Week 2	10	--	
Week 3	8	8	
Week 4	7	8	
Week 5	8	7	
Week 6	8	7	
Week 7	11	11	4
Week 8	10	10	3
Week 9	13	13	4
Week 10	11	12	4
Week 11	12	11	4
Week 12	11	13	5
Week 13	13	13	6
Week 14	14	15	7
Week 15	19	18	10
Week 16	23	22	10
Week 17	23	22	10

## USA TODAY COACHES POLL

Week 17 Poll - March 16, 2021

Note: **Bold** denotes Oregon and/or its 2020-21 opponents

Rank	Team	Record	Points
1.	UConn (27)	24-1	795
2.	<b>Stanford (5)</b>	<b>25-2</b>	<b>773</b>
3.	NC State	20-2	729
4.	Texas A&M	23-2	678
5.	South Carolina	22-4	664
6.	Baylor	25-2	654
7.	Louisville	23-3	607
8.	Maryland	24-2	604
9.	<b>UCLA</b>	<b>16-5</b>	<b>525</b>
10.	Indiana	18-5	474
11.	<b>Arizona</b>	<b>16-5</b>	<b>465</b>
12.	Georgia	20-6	433
13.	Gonzaga	23-3	376
14.	Michigan	14-5	340
15.	Tennessee	16-7	337
16.	Arkansas	19-8	290
17.	Missouri St	21-2	287
18.	South Florida	18-3	272
19.	Kentucky	17-8	226
20.	West Virginia	21-6	205
21.	Florida Gulf Coast	26-2	174
22.	<b>OREGON</b>	<b>13-8</b>	<b>111</b>
23.	Rutgers	14-4	102
24.	Ohio State	13-7	76
25.	South Dakota State	21-3	74

**Others receiving votes:** Northwestern 31, Iowa 29, Stephen F. Austin 17, Marquette 13, Oklahoma State 10, DePaul 6, UCF 5, Georgia Tech 5, Dayton 3, BYU 3, Rice 3, Delaware 3, **Oregon State 1**

## TOP-25 STREAK

» Oregon has been ranked in the AP top 25 for 76 straight polls, the seventh-longest active streak in the NCAA after Oregon State fell out of the top 25 in Week 5.

» The Ducks were ranked in the top 10 for 64 straight polls before dropping to No. 11 on Jan. 4. UO was in the top 15 for the entirety of its current AP poll streak before falling to No. 19 in week 15.

» Oregon's top-25 streak began with the 2017-18 preseason poll, where the Ducks opened at No. 11 before going on to win the Pac-12 regular season and tournament championships en route to their second straight Elite Eight.

» Prior to the start of the streak, Oregon entered the AP poll once in 2016-17 (#25, 12/12/16), earning the program's first national top-25 ranking since Dec. 15, 2003.

» Oregon was ranked as high as No. 2 throughout the 2018-19 season, the highest in program history prior to the Ducks' 2019-20 preseason No. 1 ranking. The Ducks were No. 1 for the first four polls of the 2019-20 season.

» Oregon has picked up 41 wins over top-25 teams under Kelly Graves, including 15 against top-10 foes and six against teams ranked in the top five. The Ducks defeated 11 ranked opponents during their 19-game winning streak to close 2019-20, finishing the season with a program-record 12 wins over top-25 teams.

## RANKED WINS UNDER GRAVES

#	Date	Opponent	UO Rank	Score
1.	3/1/15	#19 Stanford	NR	62-55
2.	11/15/15	at #22 North Carolina	NR	79-77
3.	2/7/16	at #24 Washington	NR	75-63
4.	11/22/16	#24 Michigan State	NR	88-55
5.	1/8/17	at #20 California	NR	69-66
6.	2/10/17	#15 UCLA	NR	84-75
7.	3/3/17	#11 Washington *	NR	70-69
8.	3/20/17	at #9 Duke %	NR	74-65
9.	3/25/18	vs. #4 Maryland %	NR	77-63
10.	11/16/17	at #19 Texas A&M	#10	83-68
11.	12/21/17	vs. #19 Texas A&M	#10	84-62
12.	1/7/18	at #14 UCLA	#9	70-61
13.	1/14/18	#18 Arizona State	#8	74-64
14.	1/21/18	#18 Oregon State	#7	75-63
15.	2/2/18	#25 California	#6	91-54
16.	2/19/18	#10 UCLA (OT)	#8	101-94
17.	3/3/18	vs. #9 UCLA *	#6	65-62
18.	3/4/18	vs. #16 Stanford *	#6	77-57
19.	11/10/18	#18 Syracuse	#3	75-73
20.	12/18/18	#4 Mississippi State	#7	82-74
21.	1/18/19	#19 Arizona State	#5	77-71
22.	2/1/19	#14 Utah	#4	87-65
23.	2/10/19	at #11 Stanford	#3	88-48
24.	2/15/19	#9 Oregon State	#3	77-68
25.	3/3/19	#21 Arizona State	#6	66-59
26.	3/9/19	#25 UCLA *	#6	88-83
27.	3/31/19	#4 Mississippi St %	#7	88-84
28.	11/24/19	at #17 Syracuse	#1	81-64
29.	1/12/20	at #18 Arizona	#2	71-64
30.	1/16/20	#3 Stanford	#6	87-55
31.	1/24/20	#7 Oregon State	#4	76-64
32.	1/26/20	at #7 Oregon State	#4	66-57
33.	2/3/20	at #4 UConn	#3	74-56
34.	2/7/20	#12 Arizona	#3	85-52
35.	2/9/20	#19 Arizona State	#3	79-48
36.	2/14/20	at #7 UCLA	#3	80-66
37.	2/24/20	at #4 Stanford	#3	74-66
38.	3/7/20	vs. #13 Arizona *	#3	88-70
39.	3/8/20	vs. #7 Stanford *	#3	89-56
40.	12/13/20	at #15 Oregon State	#8	79-59
41.	3/24/21	vs. #10 Georgia %	#23	57-50


\* Pac-12 Tournament % NCAA Tournament



## OREGON'S RECORD WHEN...

### 15-8 Overall, 10-7 Pac-12

Playing at home	7-4
Playing on the road	6-2
Playing at a neutral site	2-2
Playing AP top-25 opponents	2-6
Playing AP top-10 opponents	1-4
Playing AP top-5 opponents	0-1
Leading at halftime	11-1
Trailing at halftime	2-7
Tied at halftime	2-0
Going to overtime	0-0
Game decided by 1-4 points	1-2
Game decided by 5-9 points	3-2
Game decided by 10-14 points	0-1
Game decided by 15 points or more	11-3
Finishing with a better FG %	15-1
Finishing with a worse FG %	0-7
Shooting 50% or better on FGs	7-0
Shooting under 50% on FGs	8-8
Finishing with a better 3PT FG %	10-2
Finishing with a worse 3 PT FG %	5-6
Shooting 40% or better on 3FGs	6-2
Shooting under 40% on 3FGs	9-6
Scoring less than 60 points	2-3
Scoring 60-69 points	4-3
Scoring 70-79 points	3-2
Scoring 80-89 points	3-0
Scoring 90-99 points	1-0
Scoring 100 or more points	2-0
Allowing less than 50 points	5-0
Allowing 50-59 points	8-1
Allowing 60-69 points	2-1
Allowing 70-79 points	0-4
Allowing 80 or more points	0-2
Leading in rebounds	14-2
Trailing in rebounds	1-6
Tied in rebounds	0-0
Leading in assists	13-2
Trailing in assists	2-6
Tied in assists	0-0
Leading in steals	10-5
Trailing in steals	3-3
Tied in steals	2-0
Leading in blocks	13-3
Trailing in blocks	1-4
Tied in blocks	1-1
Committing more turnovers than opponent	4-2
Committing fewer turnovers than opponent	11-4
Committing the same number of turnovers	0-2
Winning on points in the paint	13-4
Losing on points in the paint	2-4
Scoring more bench points than opponent	11-7
Scoring fewer bench points than opponent	3-1
Scoring the same number of bench points	1-0
Scoring more fastbreak points than opponent	10-1
Scoring fewer fastbreak points than opponent	4-7
Scoring the same number of fastbreak points	1-0
A Duck scores 20+ points	6-2
A Duck scores 25+ points	2-0
A Duck scores 30+ points	0-0
A Duck records a double-double	4-2
Wearing white uniforms	4-4
Wearing yellow uniforms	3-0
Wearing green uniforms	5-0
Wearing black uniforms	2-2
Wearing white retro uniforms	1-0
Wearing green retro uniforms	0-1
Wearing white-with-pink uniforms	0-1
In November	2-0
In December	5-0
In January	4-3
In February	2-4
In March	2-1



**NYARA SABALLY** went 8-of-12 from the floor for 17 points in her NCAA Tournament debut vs. South Dakota before adding 15 points vs. Georgia, giving her a team-leading 18 double-figure scoring games this season and 16 in her last 17 games.

## NOTES

### SOLID DEFENSE YIELDS SUCCESS

The new-look Ducks have been searching for their offensive identity for much of 2020-21, but Oregon's solid play on the defensive end has kept **KELLY GRAVES'** squad in the top 25 in the AP national rankings all season. Oregon is giving up just 59.6 points per game after two terrific defensive performances to open the NCAA Tournament, not far off from last season's program-record of 57.9 points per game allowed. The Ducks have held eight of their last 13 opponents and 14 total teams to fewer than 60 points this season, and South Dakota became the fifth team to be limited to fewer than 50 points by Oregon. UO held the Coyotes to just 26.2 percent shooting - including a stretch of 25 straight missed field goals - before limiting Georgia to 21-of-60 shooting from the floor and 1-of-13 from three-point range. Oregon has forced 14 turnovers in each of the first two games in San Antonio while recording 21 steals. The Ducks forced a season-high 23 turnovers and allowed a season-low 41 points to California on Jan. 10, tied for the fewest points the Ducks have given up in a conference game since Jan. 17, 2009.

### SIMPLE PLAYS

Oregon has done a tremendous job of sharing and being smart with the basketball since **KELLY GRAVES** arrived, leading the NCAA in assist-to-turnover ratio each of the last two seasons. The new-look Ducks have kept this trend going, dishing out 22 assists with just three turnovers in the season opener vs. Seattle and a season-high 26 assists on 42 field goals against just five turnovers in the Jan. 10 win at California. UO enters Sunday's game ranked No. 16 in the nation with a 1.26 assist-to-turnover ratio and No. 22 with 12.6 turnovers per game. Freshman point guard **TE-HINA PAOPAO** - who won't play in San Antonio due to injury - leads the Pac-12 and all NCAA freshmen with a 2.40 assist-to-turnover ratio.

Year	Assists/Game		Turnovers/Game	
	NCAA Rk.	Stat	NCAA Rk.	Stat
2020-21	15.8	32nd	12.6	22nd
2019-20	3rd	21.1	4th	11.1
2018-19	7th	18.9	1st	10.0
2017-18	6th	19.1	31st	12.6

### DEPTH ON FULL DISPLAY

Despite having to replace four starters - including three top-10 WNBA Draft picks - **KELLY GRAVES** boasts one of the deepest teams in the country this season. Oregon has had 11 different players combine for 77 total double-figure scoring performances through 23 games, and seven different Ducks have led or tied for the team lead in scoring at least once. At least 10 different players have scored in nine different games, including seven straight to open the season, and **NYARA SABALLY** (12.9), **ERIN BOLEY** (10.7), **SEDONA PRINCE** (10.4) and **TE-HINA PAOPAO** (10.2) are all averaging double figures with five more Ducks averaging at least 3.6 PPG. Oregon has had 12 different starting-lineup combinations in 23 games, and the Ducks have racked up a whopping 560 bench points (24.3 per game). Oregon's depth becomes even more important with Paopao out for the NCAA Tournament due to injury.

### MIKESELL SURPASSES 1,000 POINTS

Junior **TAYLOR MIKESELL** impressed in her first career Pac-12 Tournament game on March 4 vs. Oregon State, leading the Ducks with 24 points while setting a new career-high with 10 made field goals. The transfer from Maryland reached a career milestone with the performance, surpassing 1,000 points for her collegiate career to join **ERIN BOLEY** as active Ducks in the 1K club. Mikesell was one of only three players on Oregon's roster with NCAA Tournament experience as the Ducks headed to San Antonio; she reached the second round of the Big Dance with Maryland in 2019 as a freshman, leading the Terrapins with 16 points in a first-round win over Radford before putting up 14 points in an 85-80 loss to UCLA in the second round. Mikesell had 11 points, five rebounds and four assists on Wednesday vs. Georgia.

### PAOPAO, SABALLY NAMED ALL-PAC-12

The Ducks had two players on the all-Pac-12 team announced on March 1, with **TE-HINA PAOPAO** and **NYARA SABALLY** both being selected to the 15-player squad by the league's coaches. Paopao was also one of five players on the Pac-12 all-freshman squad, and one of only two student-athletes to earn both all-Pac-12 and all-freshman. Sabally received Pac-12 all-defensive honorable mention in addition to being named all-Pac-12, and senior **ERIN BOLEY** received all-conference honorable mention recognition.



Freshman **MADDIE SCHERR** has stepped up at point guard in the absence of Te-Hina Paopao, impressing with her tenacious defense and sound decision making. Scherr had six rebounds and three steals vs. Georgia to help propel Oregon to the Sweet Sixteen.

## NOTES

### FAB 5 FLASHING ELITE POTENTIAL

The Ducks reloaded this year's roster with the first top-ranked recruiting class in program history, bringing in five top-25 players who were all Gatorade state players of the year and McDonalds all-Americans. Oregon's "Fab Five" has immediately lived up to the hype, combining for 502 points, 278 rebounds, 155 assists and 22 total double-figure scoring performances through 23 games. The five freshmen combined for 41 points on 51.5 percent shooting with 16 assists in Oregon's 100-41 win at California on Jan. 10, matching or outperforming the entire Golden Bears squad (41 Pts, 29.1 FG%, 10 Ast) on their own in all three categories. **TE-HINA PAOPAO** was an all-Pac-12 and Pac-12 all-freshman selection after shining through 19 games before suffering an injury, and **MADDIE SCHERR** has stepped up to fill the void at point guard in her absence. **SYDNEY PARRISH** has five double-figure scoring games and was the Pac-12 freshman of the week on Dec. 21, while **ANGELA DUGALIC** and **KYLEE WATSON** have provided valuable post depth off the bench.

» **ANGELA DUGALIC** - Forward | Des Plaines, Ill. | ESPN: #22  
 » **TE-HINA PAOPAO** - Guard | Oceanside, Calif. | ESPN: #11  
 » **SYDNEY PARRISH** - Guard | Fishers, Ind. | ESPN: #8  
 » **MADDIE SCHERR** - Guard | Florence, K.Y. | ESPN: #19  
 » **KYLEE WATSON** - Forward | Linwood, N.J. | ESPN: #17

### BOLEY SHOWING EXPANDED GAME

**ERIN BOLEY** is Oregon's lone returning starter in 2020-21, and the senior is proving she can do more than just shoot the three in her final season. The only active player to rank in the top-15 nationally in three-point shooting each of the last two seasons, Boley is 31-of-74 (.419) from beyond the arc but has been much more aggressive inside the arc and around the basket. The senior is shooting 48.2 percent (93-of-193) overall with 10.7 PPG on the season, and she has made more than twice as many two-point field goals through 22 games played (62) than she did in 33 games last season (30). Boley led Oregon with a season-high 25 points on Nov. 30 at Portland while tying her career-highs for field goals (11) and rebounds (9), and she is second on the team with 12 double-figure scoring games. The Hodgenville, Ky., native has started all 93 games she has played with the Ducks - missing the first game of her career earlier this season with a back injury - with 103 total starts in her collegiate career.

### PAOPAO COULD BE NEXT IN GRAVES' LINE OF GREAT POINT GUARDS

Few coaches have developed point guards as successfully as **KELLY GRAVES**, who recruited and coached the only two players ever to surpass 2,000 career points and 1,000 assists - Sabrina Ionescu and Courtney Vandersloot. With Ionescu's legendary career at an end, Graves immediately turned to **TE-HINA PAOPAO**, who he believes "has a chance a chance to be a real star." Paopao (10.2 PPG, 4.4 APG, 3.2 RPG) was impressive running Oregon's offense while being the only Duck to start the first 19 games of the season before missing the regular-season finale and the postseason with an injury. The first freshman to start a season opener for Oregon since Sabrina Ionescu in 2016-17, Paopao leads the Pac-12 and all NCAA freshmen with a solid 2.40 assist-to-turnover ratio, and she paced the Ducks in assists in 15 of the first 19 games. Paopao is third on the team with 11 double-figure scoring games, and her 84 total assists rank eighth in Oregon freshman single-season history despite playing just 19 games. Unfortunately, Paopao will not play in the NCAA Tournament due to injury.

### BIG BOUNCE-BACK WIN AT USC

After a disappointing performance at UCLA on Feb. 19, the Ducks were able to translate an intense and high-spirited practice the next day into an impressive performance at USC on Feb. 28 to snap a three-game losing streak. Oregon held a live scrimmage at practice - something head coach **KELLY GRAVES** said he has never done on a day between road games - to try and raise the team's intensity and hustle. The result was a 72-48 win over the Trojans in which the Ducks never trailed, a product of a balanced offensive attack and stifling defense. Oregon matched its season-high with 12 three-pointers - done last on Dec. 13 at Oregon State - while holding yet another opponent to fewer than 50 points. Four Ducks scored in double figures - **SYDNEY PARRISH** (17), **ERIN BOLEY** (13), **NYARA SABALLY** (11) and **SEDONA PRINCE** (11).

## MISCELLANEOUS STATS

### Double-Figure Scoring Games

Player	16-17	17-18	18-19	19-20	20-21	Career
Erin Boley <sup>A</sup>	7	--	24	13	12	56
Taylor Mikesell <sup>*</sup>	--	--	27	19	10	56
Nyara Sabally	--	--	--	--	18	18
Taylor Chavez	--	--	3	6	2	11
Te-Hina Paopao	--	--	--	--	11	11
Sedona Prince	--	--	--	--	10	10
Jaz Shelley	--	--	--	6	3	9
Sydney Parrish	--	--	--	--	5	5
Lydia Giomi	0	0	0	2	2	4
Angela Dugalic	--	--	--	--	2	2
Kylee Watson	--	--	--	--	2	2

### 20-Point Scoring Games

Player	16-17	17-18	18-19	19-20	20-21	Career
Taylor Mikesell <sup>*</sup>	--	--	3	6	3	12
Erin Boley <sup>A</sup>	0	--	6	3	2	11
Sedona Prince	--	--	--	--	2	2
Taylor Chavez	--	--	0	1	0	1
Te-Hina Paopao	--	--	--	--	1	1
Nyara Sabally	--	--	--	--	1	1
Jaz Shelley	--	--	--	1	0	1

### 30-Point Scoring Games

Player	16-17	17-18	18-19	19-20	20-21	Career
Erin Boley <sup>A</sup>	0	--	2	0	0	2
Jaz Shelley	--	--	--	1	0	1

### Double-Figure Rebounding Games

Player	16-17	17-18	18-19	19-20	20-21	Career
Nyara Sabally	--	--	--	--	4	4
Lydia Giomi	0	0	1	0	2	3

### Double-Figure Assist Games

None

### Double-Doubles

Player	16-17	17-18	18-19	19-20	20-21	Career
Nyara Sabally	--	--	--	--	4	4
Lydia Giomi	0	0	0	0	2	2

### 3+ Steal Games

Player	16-17	17-18	18-19	19-20	20-21	Career
Taylor Chavez	--	--	5	3	0	8
Taylor Mikesell <sup>*</sup>	--	--	1	7	0	8
Erin Boley <sup>A</sup>	1	--	1	2	2	6
Jaz Shelley	--	--	--	3	2	5
Te-Hina Paopao	--	--	--	--	3	3
Sydney Parrish	--	--	--	--	2	2
Maddie Scherr	--	--	--	--	2	2
Angela Dugalic	--	--	--	--	1	1
Lydia Giomi	0	0	0	1	0	1
Sedona Prince	--	--	--	--	1	1
Nyara Sabally	--	--	--	--	1	1

### 3+ Block Games

Player	16-17	17-18	18-19	19-20	20-21	Career
Lydia Giomi	0	0	1	1	0	2
Sedona Prince	--	--	--	--	2	2
Taylor Mikesell <sup>*</sup>	--	--	1	0	0	1
Nyara Sabally	--	--	--	--	1	1

<sup>A</sup>Mikesell played 2018-19 & 2019-20 seasons at Maryland

<sup>A</sup>Boley played 2016-17 season at Notre Dame





## DUCKS IN THE RANKINGS

## TEAM

Category	Stat	Pac-12	NCAA
Assist-Turnover Ratio	1.26	2nd	16th
Turnovers Per Game	12.6	2nd	22nd
Points Per Game	72.1	2nd	55th
Total Assists	364	2nd	55th
Scoring Margin	+12.6	3rd	25th
Field Goal Pct.	45.2%	3rd	26th
3-Point Field Goal Pct.	36.1%	3rd	31st
Assists Per Game	15.8	3rd	32nd
Rebound Margin	+4.8	3rd	47th
3-Point Field Goals Per Game	7.3	3rd	65th
3-Point Field Goals Made	168	3rd	77th
Rebounds Per Game	39.0	3rd	88th
3-Point FG Pct. Defense	30.2%	3rd	112th
Total Rebounds	897	3rd	116th
Total Blocks	98	4th	51st
Field Goal Pct. Defense	37.2%	4th	52nd
Turnover Margin	+2.1	4th	84th
Blocks Per Game	4.3	5th	50th
Points Per Game Allowed	59.6	5th	59th
Steals Per Game	8.2	7th	114th
Free Throw Pct.	70.3%	7th	165th
Total Steals	189	8th	113th

## INDIVIDUAL

Category	Stat	Pac-12	NCAA
<b>#1 NYARA SABALLY</b>			
Field Goal Pct.	54.0%	1st	23rd
Offensive Rebounds Per Game	2.7	3rd	NA
Rebounds Per Game	7.3	4th	199th

**#12 TE-HINA PAO PAO**

Assist-to-Turnover Ratio	2.40	1st	27th
Assists Per Game	4.4	4th	75th

## NCAA ACTIVE CAREER LEADERS

Category	Stat	Pac-12	NCAA
<b>#11 TAYLOR MIKESELL</b>			
3-Point Field Goals Per Game	2.52	1st	11th
3-Point Field Goal Pct.	40.4%	4th	16th

**#21 ERIN BOLEY**

3-Point Field Goal Pct.	42.5%	2nd	5th
3-Point Field Goals	264	2nd	15th

Rankings updated as of March 26, 2021, based off the official NCAA stat rankings



**ERIN BOLEY** ranks fifth among active NCAA DI players with a 42.5 career three-point percentage as a collegiate.

## NOTES

## MIKESELL GETS OFF TO SIZZLING START

**TAYLOR MIKESELL** established herself as one of the nation's top shooters in two seasons at Maryland, and the junior transfer immediately lived up to the billing in her Oregon debut. Mikesell poured in a career-high 28 points on a career-best 8-of-10 three-point shooting in the season opener vs. Seattle, and she leads Oregon with 39 total made three-pointers through 23 games. Mikesell leads the Ducks with three games of 20 points or more this season after putting up 24 in the Pac-12 Tournament quarterfinals, and she has 12 such performances in her career. Mikesell owns nine double-figure scoring showings this season and 56 total as a collegiate.

## GIOMI SHINES VS. HOMETOWN TEAMS

The longest-tenured player on the roster, senior **LYDIA GIOMI** kicked off her fifth season with the Ducks in style in the 2020-21 opener vs. Seattle with the first double-double of her career. Gioni finished with 15 points on 6-of-8 shooting while grabbing a career-high 13 rebounds, including five on the offensive end. The Seattle, Wash., native once again shined against a team from her hometown on Jan. 24 vs. Washington, recording her second double-double with 11 points and 10 rebounds while going a perfect 5-of-5 from the floor. With fellow forwards **ERIN BOLEY**, **NYARA SABALLY** and **KYLEE WATSON** out due to injury, Gioni stepped up in 22 minutes off the bench with arguably the most complete game of her career.

## DUCKS HAND GOLDEN BEARS WORST LOSS IN PROGRAM HISTORY

After dropping consecutive games for the first time in nearly two years, the Ducks bounced back in emphatic fashion with a 100-41 win over California on Jan. 10 in Berkeley. Oregon handed the Golden Bears their worst loss in program history, quickly making the game a blowout thanks to a 14-0 run between the first and second quarters and a 21-0 between the second and third quarters. UO had six players score in double figures for the second time this season (USC), with **TAYLOR CHAVEZ**, **TE-HINA PAO PAO** and **NYARA SABALLY** sharing the team lead with 13 points apiece while **KYLEE WATSON** added a career-high 12, **ERIN BOLEY** finished with 11, and **TAYLOR MIKESELL** had 10. Oregon reached 100 points for the second time this season, and first in Pac-12 play, while tying for the fewest points the program has allowed in a conference game (41) since Jan. 17, 2009.

## THE 'O' STANDS FOR OFFENSE

The Ducks boasted the NCAA's top offense in 2019-20, leading the nation with 86.0 points per game and a stellar 50.9 team field-goal percentage. Oregon has now ranked in the top-10 nationally in both scoring offense and field-goal percentage each of the last three seasons, while leading the nation in three-point percentage twice and ranking in the top five six times since 2015-16. Despite a new-look roster and some offensive struggles since the calendar turned to 2021, Oregon still ranks second in the conference with 72.1 points per game, as well as third in the Pac-12 with a 45.2 field-goal percentage. UO has reached 100 points twice this season - including once in Pac-12 play - and has 10 wins of 20-plus points and three victories of 30 points or more.

Year	Points/Game		Field Goal %	
	NCAA Rk.	Stat	NCAA Rk.	Stat
2020-21	55th	72.1	26th	45.2
2019-20	1st	86.0	1st	50.9
2018-19	3rd	84.9	4th	50.1
2017-18	7th	82.4	4th	50.0

## 3PT FG/Game

## 3PT FG %

Year	NCAA Rk.	Stat	NCAA Rk.	Stat
2020-21	65th	7.3	31st	36.1
2019-20	7th	9.4	3rd	39.5
2018-19	7th	9.8	1st	41.5
2017-18	20th	8.8	3rd	40.1
2016-17	142nd	6.1	4th	39.2
2015-16	25th	7.7	1st	41.2

## UO EXTENDS CONTRACT OF GRAVES

**KELLY GRAVES** is building something special in Eugene, and it's just getting started. On Dec. 30, University of Oregon athletic director Rob Mullens announced a contract extension with Graves that runs through the 2028-29 season. In his seventh season at Oregon, Graves ranks second in program history with a 170-62 (.733) record and has led the Ducks to four NCAA Tournament appearances, three Pac-12 regular-season championships and two conference tournament titles.

## DUCKS BLAST BEAVERS IN CORVALLIS

The Ducks put together the most complete performance vs. Oregon State of the **KELLY GRAVES** era on Dec. 13, racing out to a 45-21 halftime lead and never letting up in a 79-59 road victory, the program's biggest win over the Beavers since 2010. Newcomers **TE-HINA PAO PAO** and **TAYLOR MIKESELL** asserted themselves in their first career game vs. OSU, with Paopao scoring a career-best 22 points and Mikesell pouring in 21 as Oregon went an impressive 12-of-24 as a team from three-point range while holding OSU to 3-of-19 from beyond the arc.

## HISTORIC WIN OPENS PAC-12 PLAY

Oregon kicked off the 2020-21 Pac-12 Conference schedule in historic fashion with an 82-53 win vs. Colorado on Dec. 4, winning its 22nd straight game dating back to last season to break the program record of 21 set more than 40 years ago (1978-79). The Ducks also set a new program record with their 20th straight home win, breaking the previous mark of 19 set in 2000. Oregon extended those streaks to 27 games overall and 22 straight home wins before falling to then-No. 11 UCLA, 73-71, on Jan. 3 in Eugene. UO finished 7-4 at home this season and is 56-6 in MKA since the start of the 2017-18 season.

## 71-POINT HALF TO START 2020-21

The Ducks look quite different from recent years with seven newcomers and two redshirts joining just four returners from last season's 31-2 squad, but the revamped Oregon roster looked just as explosive in the 2020-21 opener. Led by 21 points on 7-of-8 three-point shooting in the first 15 minutes alone from junior transfer **TAYLOR MIKESELL**, the Ducks erupted for 71 first-half points to set a new program record for points in a single half before finishing with 116, the most in a season opener since 2013-14. Oregon's 71 first-half points broke the previous program record of 69, set against Hawai'i on Jan. 16, 1979.

## 100+ POINT GAMES UNDER GRAVES

- » The Ducks have reached the century mark 19 times in six-plus seasons under Kelly Graves (2x in 2020-21).
- » UO scored 116 points in the 2020-21 season opener while setting a new program record for points in a single half (71, 1H).
- » The Ducks handed Cal its worst loss (100-41) in program history on Jan. 10 in Berkeley.
- » UO's highest scoring output under Graves was in a 122-59 win over Portland St. on Dec. 17, 2015.
- » The Ducks scored 100 points in Graves' first game at UO, a 100-77 win vs Utah State on Nov. 14, 2014.



## THE LAST TIME OREGON...

### SCORING

Scored more than 100 points.....	1/10/21 at California (100)
Scored more than 110 points.....	11/28/20 vs. Seattle U (116)
Scored more than 120 points.....	12/17/15 vs. Portland State (122)
Scored more than 130 points.....	12/18/13 vs. Southern (130)
Scored less than 50 points.....	1/14/21 at #11 Arizona (41)
Scored less than 40 points.....	1/8/16 at Oregon St. (33)
Allowed more than 100 points.....	3/6/14 vs. WSU (107)
Held a team under 50 points.....	3/22/21 vs. South Dakota (47, NCAA R1)
Held a team under 40 points.....	12/20/18 vs. Air Force (36)
Scored more than 60 points in a half.....	11/28/20 vs. Seattle U (71, 1H)
Scored more than 30 points in a quarter.....	11/28/20 vs. Seattle U (39, 1Q)
Held a team scoreless in a quarter.....	3/1/19 at Arizona (4th)
Won by 30+ points.....	1/10/21 at California (+59)
Won by 40+ points.....	1/10/21 at California (+59)
Won by 50+ points.....	1/10/21 at California (+59)
Won by 60+ points.....	11/28/20 vs. Seattle U (+65)
Lost by 20+ points.....	2/19/21 at #8 UCLA (-27)
Lost by 30+ points.....	3/27/17 vs. #1 UConn (-38)
Lost by 40+ points.....	11/20/13 vs. #1 UConn (-46)
Had a 30+ point scorer.....	Sabrina Ionescu, 3/7/20, vs. #13 Arizona (31)
Had a 35+ point scorer.....	Sabrina Ionescu, 1/16/20, vs. #3 Stanford (37)
Had a 40+ point scorer.....	Chrishae Rowe, 12/4/13, at Seattle U (41)
Had multiple players with 20+ points.....	3/13/20 at #15 Oregon State (2 - Paopao 22, Mikesell 21)
Had 5+ players score in double figures.....	1/24/21 vs. Washington (5 - Prince 16, Dugalic 12, Parrish 12, Giomi 11, Paopao 10)
Allowed a 30+ point scorer.....	Michaela Onyenwere (#11 UCLA), 1/3/21 (33)
Allowed a 35+ point scorer.....	Megan Huff (Utah), 2/1/19 (38)
Allowed a 40+ point scorer.....	Kelsey Plum (Washington), 12/30/16 (44)

### SHOOTING

Shot 60%+ on FGs.....	3/22/21 vs. South Dakota (60.0%, NCAA R1)
Shot 50%+ on 3FGs.....	3/22/21 vs. South Dakota (50.0%, NCAA R1)
Shot 60%+ on 3FGs.....	12/21/20 at Washington State (61.1%)
Made 15+ 3FGs.....	3/7/20 vs. #13 Arizona (15)
Made 20+ 3FGs.....	11/9/13 vs. CSU Bakersfield (20-42)
Made 20+ free throws.....	11/28/20 vs. Seattle U (20-26)
Made 25+ free throws.....	12/18/18 vs. #4 Mississippi State (27-28)
Made 30+ free throws.....	11/18/18 vs. Buffalo (34-38)
Shot 100% on FTs (min. 10 att.).....	11/13/19 vs. Utah State (14-14)
Attempted 30+ free throws.....	11/18/18 vs. Buffalo (38)
Held a team under 25% FG.....	12/16/19 vs. UC Riverside (24.6%)
Held a team under 10% 3FG.....	1/21/21 at Cal (06.2%)

### REBOUNDING

Grabbed 50 or more rebs.....	11/28/20 vs. Seattle U (58)
Grabbed 25 or less rebs.....	2/19/21 at #8 UCLA (24)
Held a team to 20 or less rebs.....	12/14/19 vs. LBSU (17)
Had a 20-plus rebound margin.....	11/28/20 vs. Seattle U (+30)
Had a 30-plus rebound margin.....	11/28/20 vs. Seattle U (+30)
Had a 15+ rebounder.....	Ruthy Hebard, 2/21/20 at California (15)
Had a 20+ rebounder.....	Jillian Alleyne, 1/29/16 vs. ASU (21)

### MISCELLANEOUS

Went to overtime.....	3/9/18 vs. #25 UCLA (W, 88-73)
Went to double overtime.....	2/16/18 vs. USC (W, 80-74)
Had a double-double.....	Lydia Giomi, 1/24/21 vs. Washington (11 P, 10 R)
Had a player w/ 10+ assists.....	Sabrina Ionescu, 3/8/20 vs. #7 Stanford (12)
Had a player w/ 15+ assists.....	Sabrina Ionescu, 12/2/18 vs. LBSU (17)
Had a triple-double.....	Sabrina Ionescu, 2/24/20 at #4 Stanford (21 P, 12 R, 12 A)
Had 3+ double-doubles in a game.....	2/16/20 at USC (3 - Hebard 22P/10R, S. Sabally 18P/10R, Ionescu 12P/13A)
Had a 20-20 performance.....	Jillian Alleyne, 11/30/15 vs. SJSU (26 P, 20 R)
Defeated a top-5 team.....	2/24/20 at #4 Stanford (74-66)
Lost to a top-5 team.....	1/8/21 at #1 Stanford (70-63)
Defeated a top-10 team.....	3/24/21 vs. #10 Georgia (57-50, NCAA R2)
Lost to a top-10 team.....	2/19/21 at #8 UCLA (83-56)
Defeated a top-25 team.....	3/24/21 vs. #10 Georgia (57-50, NCAA R2)
Lost to a top-25 team.....	2/19/21 at #8 UCLA (83-56)

## 2020-21 WEEKLY AWARDS

### PAC-12 PLAYER OF THE WEEK

Date	Player	Team
Nov. 30	Charisma Osborne	UCLA
Dec. 7	Haley Jones	Stanford
Dec. 14	Brynna Maxwell	Utah
Dec. 21	Aari McDonald	Arizona
Dec. 28	Jordan Sanders	USC
Jan. 4	Michaela Onyenwere	UCLA
Jan. 11	Natalie Chou	UCLA
Jan. 18	Mya Hollingshed	Colorado
Jan. 25	Charisma Osborne	UCLA
Feb. 1	Endyia Rogers	USC
Feb. 8	Alissa Pili	USC
Feb. 15	Cate Reese	Arizona
Feb. 22	Aleah Goodman	Oregon State
March 1	Charisma Osborne	UCLA

### PAC-12 FRESHMAN OF THE WEEK

Date	Player	Team
Nov. 30	Tameiya Sadler	Washington
Dec. 7	Sasha Goforth	Oregon State
Dec. 14	Charlisse Leger-Walker	WSU
Dec. 21	Sydney Parrish	Oregon
Dec. 28	Charlisse Leger-Walker	WSU
Jan. 4	Charlisse Leger-Walker	WSU
Jan. 11	Charlisse Leger-Walker	WSU
Jan. 18	Frida Formann	Colorado
Jan. 25	Charlisse Leger-Walker	WSU
Feb. 1	Sasha Goforth	Oregon State
Feb. 8	Charlisse Leger-Walker	WSU
Feb. 15	Charlisse Leger-Walker	WSU
Feb. 22	Talia Von Oelhoffen	Oregon State
March 1	Jaddan Simmons	ASU

## QUICK FACTS

**Location:** Eugene, Ore.  
**Enrollment:** 23,000  
**Founded:** 1876  
**Colors:** Green and Yellow  
**Nickname:** Ducks  
**Conference:** Pac-12 Conference  
**University President:** Michael Schill  
**Director of Athletics:** Rob Mullens  
**Senior Women's Administrator:** Lisa Peterson  
**NCAA Faculty Athletics Representative:** Tim Gleason  
**Arena:** Matthew Knight Arena (12,364)  
**First Season of Competition:** 1973-74  
**All-Time Record:** 839-541 (.609)  
**Matthew Knight Arena Record:** 124-53 (.701)  
**Pac-12 Titles:** 5 (98-99, 99-00, 17-18, 18-19, 19-20)  
**Pac-12 Tournament Titles:** 2 (2018, 2020)  
**Pac-12 Tournament Record:** 14-17 (.452)  
**NCAA Tournament Appearances:** 16  
**NCAA Tournament Record:** 17-15 (.531)  
**NCAA Final Fours:** 1 (2019)  
**NCAA Elite Eights:** 3 (2017, 2018, 2019)  
**NCAA Sweet Sixteens:** 4 (2017, 2018, 2019, 2021)  
**2019-20 Overall Record:** 31-2 (.939)  
**2019-20 Pac-12 Record:** 17-1 (.944)  
**2019-20 Pac-12 Finish:** 1st  
**2019-20 Pac-12 Tournament Finish:** 1st  
**2019-20 Postseason:** No NCAA Tournament due to COVID-19  
**2019-20 Final AP Ranking:** No. 2  
**2019-20 Highest AP Ranking:** No. 1 (four weeks)  
**Starters Returning/Lost:** 1/4  
**Letterwinners Returning/Lost:** 4/7  
**Redshirts Returning/Lost:** 2/0  
**Newcomers:** 7 (5 freshmen, 2 transfers)  
**Television:** Pac-12 Networks, ESPN  
**Home Live Stream:** GoDucks.com/Live  
**Radio:** Oregon Sports Network (KUGN 590 AM in Eugene)  
**Radio Play-by-Play Voice:** Terry Jonz





## 2020-21 AWARDS

## #1 NYARA SABALLY

- » All-Pac-12
- » Pac-12 All-Defensive Honorable Mention

## #12 TE-HINA PAOPAO

- » All-Pac-12
- » Pac-12 All-Freshman

## #21 ERIN BOLEY

- » All-Pac-12 Honorable Mention

## #33 SYDNEY PARRISH

- » Pac-12 Freshman of the Week (Dec. 21)

## 2020-21 PAC-12 AWARDS

## AWARD WINNERS

Player of the Year	Aari McDonald (Arizona)
Defensive Players of the Year	Aari McDonald (Arizona)
	Anna Wilson (Stanford)
Freshman of the Year	Charlissee Leger-Walker (WSU)
Sixth Player of the Year	Lexie Hull (Stanford)
Coach of the Year	Tara VanDerveer (Stanford)

## ALL-PAC-12

Aleah Goodman	Oregon State
Mya Hollingshed	Colorado
Lexie Hull	Stanford
Haley Jones	Stanford
Taylor Jones	Oregon State
Charlissee Leger-Walker	Washington State
Aari McDonald	Arizona
Michaela Onyenwere	UCLA
Charisma Osborne	UCLA
Te-Hina Paopao	Oregon
Cate Reese	Arizona
Endyia Rogers	USC
Nyara Sabally	Oregon
Sam Thomas	Arizona
Kiana Williams	Stanford

**Honorable Mention:** Trinity Baptiste (Arizona), Erin Boley (Oregon), Cameron Brink (Stanford), Natlie Chou (UCLA), Taya Hanson (ASU), Kemery Martin (Utah), Brynna Maxwell (Utah), Alissa Pili (USC), Jordan Sanders (USC), Haley Van Dyke (Washington)

## ALL-DEFENSIVE

Aari McDonald	Stanford
Charisma Osborne	UCLA
Jaylyn Sherrod	Colorado
Sam Thomas	Arizona
Anna Wilson	Stanford

**Honorable Mention:** Sasha Goforth (OSU), Aleah Goodman (OSU), Taya Hanson (ASU), Taylor Jones (OSU), Krystal Leger Walker (WSU), Nyara Sabally (Oregon), Haley Van Dyke (Washington)

## ALL-FRESHMAN

Emily Bessoir	UCLA
Cameron Brink	Stanford
Sasha Goforth	Oregon State
Charlissee Leger-Walker	Washington State
Te-Hina Paopao	Oregon

**Honorable Mention:** Dalayah Daniels (Cal), Frida Formann (Colorado), Amaya Oliver (USC), Talia con Oelhoffen (OSU), Lauren Ware (Arizona)

## POINTS-REBOUNDS-ASSISTS

Opponent	Date	Score	01 SABALLY,N	03 CHAVEZ,T	04 SHELLEY,J	10 WILSON,ARI	11 MIKESELL,T	12 PAOPAO,TE	14 GIOMI,LYDI
SEATTLE U	11/28/20	116-51 w	10-6-2	11-0-1	0-3-5	0-0-1	28-3-2	5-4-7	15-13-0
at Portland	11/30/20	85-52 w	8-7-0	7-2-4	2-1-2	0-0-0	11-2-4	3-3-5	3-0-0
COLORADO	12/04/20	82-53 w	20-10-2	4-1-2	4-3-2	DNP	5-1-2	13-3-4	2-2-0
UTAH	12/06/20	85-43 w	7-8-2	2-3-1	11-4-2	0-0-0	5-1-1	17-2-4	4-1-0
at Oregon St.	12/13/20	79-59 w	8-6-4	8-2-6	5-4-3	DNP	21-2-4	22-2-3	1-2-0
at Washington	12/19/20	73-49 w	13-7-2	0-1-2	2-3-4	DNP	3-2-0	12-0-5	2-2-0
at Washington St.	12/21/20	69-65 w	19-14-2	3-2-0	11-2-1	DNP	3-0-2	4-1-5	0-0-0
SOUTHERN CALIFOR	01/01/21	92-69 w	15-6-2	DNP	13-3-5	0-0-0	16-1-2	14-3-5	6-4-0
UCLA	01/03/21	71-73 L	12-8-1	DNP	3-0-2	DNP	7-1-0	19-2-4	1-1-0
at Stanford	01/08/21	63-70 L	10-11-1	6-2-2	0-1-2	DNP	6-3-1	12-3-1	0-0-0
at California	01/10/21	100-41 w	13-6-1	13-0-2	6-0-2	0-0-0	10-5-4	13-3-7	6-1-1
at Arizona	01/14/21	41-57 L	15-7-0	5-3-1	5-3-0	DNP	0-1-0	4-1-2	0-0-0
WASHINGTON ST.	01/22/21	58-50 w	5-8-3	1-2-2	4-1-2	DNP	11-3-1	8-6-6	0-0-0
WASHINGTON	01/24/21	69-52 w	DNP	0-2-3	3-0-2	DNP	3-3-3	10-4-6	11-10-1
UC DAVIS	02/06/21	63-57 w	15-6-2	DNP	2-1-3	DNP	5-5-2	3-3-2	0-6-0
ARIZONA	02/08/21	59-79 L	17-4-2	DNP	0-3-0	DNP	9-1-2	9-2-5	6-3-0
STANFORD	02/15/21	61-63 L	12-7-1	DNP	6-0-2	DNP	13-3-2	11-9-4	4-4-0
at UCLA	02/19/21	56-83 L	12-3-0	6-2-4	7-3-1	0-0-0	2-0-0	11-3-1	0-0-0
at Southern California	02/21/21	72-48 w	11-4-3	5-3-1	3-0-0	0-0-0	7-3-0	4-7-8	0-0-0
OREGON ST.	02/28/21	77-88 L	13-10-4	0-2-4	0-0-1	DNP	16-2-3	DNP	4-1-0
vs Oregon St.	03/04/21	64-71 L	16-8-2	3-2-2	0-2-0	DNP	24-3-2	DNP	0-1-0
vs South Dakota	03/22/21	67-47 w	17-5-3	3-3-2	DNP	0-0-0	5-4-0	DNP	0-1-0
vs Georgia	03/24/21	57-50 w	15-9-3	0-2-0	DNP	DNP	11-5-4	DNP	0-1-0

Opponent	Date	Score	21 BOLEY,ERI	22 WATSON,KY	23 SCHERR,MA	25 DUGALIC,A	32 PRINCE,SE	33 PARRISH,S
SEATTLE U	11/28/20	116-51 w	8-3-0	2-4-1	9-4-0	4-3-0	17-6-2	7-4-1
at Portland	11/30/20	85-52 w	25-9-2	1-1-0	2-2-3	2-2-0	13-7-2	8-2-1
COLORADO	12/04/20	82-53 w	17-6-0	2-2-0	3-1-1	4-5-0	6-3-2	2-3-0
UTAH	12/06/20	85-43 w	17-5-3	0-2-0	1-4-2	9-9-1	DNP	12-4-1
at Oregon St.	12/13/20	79-59 w	4-7-0	2-1-1	0-1-1	4-6-0	4-2-3	0-2-0
at Washington	12/19/20	73-49 w	5-2-0	0-1-0	4-1-2	6-7-1	8-2-1	18-3-0
at Washington St.	12/21/20	69-65 w	18-4-1	DNP	2-2-0	2-2-1	4-2-1	3-1-0
SOUTHERN CALIFOR	01/01/21	92-69 w	13-8-0	11-0-0	4-3-3	0-9-1	DNP	DNP
UCLA	01/03/21	71-73 L	10-3-0	1-0-0	5-0-3	13-9-1	DNP	0-2-0
at Stanford	01/08/21	63-70 L	10-5-1	0-1-0	3-1-1	2-4-0	DNP	14-2-0
at California	01/10/21	100-41 w	11-6-0	12-3-1	7-5-6	7-6-2	DNP	2-6-0
at Arizona	01/14/21	41-57 L	0-1-0	0-3-0	2-2-0	2-4-1	1-5-1	7-7-1
WASHINGTON ST.	01/22/21	58-50 w	6-6-0	DNP	0-0-0	6-7-0	14-6-1	3-2-2
WASHINGTON	01/24/21	69-52 w	DNP	DNP	2-1-3	12-8-1	16-7-2	12-2-0
UC DAVIS	02/06/21	63-57 w	17-8-1	2-0-0	DNP	0-1-0	12-3-1	7-4-0
ARIZONA	02/08/21	59-79 L	2-1-0	0-1-0	DNP	3-5-3	10-3-0	3-4-1
STANFORD	02/15/21	61-63 L	7-3-1	DNP	0-0-0	0-1-0	3-1-1	5-0-1
at UCLA	02/19/21	56-83 L	2-1-0	0-0-0	1-3-1	3-2-3	5-0-1	7-2-2
at Southern California	02/21/21	72-48 w	13-8-2	0-1-1	1-0-0	0-1-0	11-5-0	17-2-3
OREGON ST.	02/28/21	77-88 L	16-4-1	DNP	3-3-0	3-3-1	22-5-2	0-1-1
vs Oregon St.	03/04/21	64-71 L	4-6-2	4-1-0	0-1-1	0-1-1	8-3-0	5-0-0
vs South Dakota	03/22/21	67-47 w	22-3-4	2-0-0	2-5-2	0-1-0	12-7-3	4-4-1
vs Georgia	03/24/21	57-50 w	9-3-1	DNP	0-2-6	0-0-0	22-5-1	0-2-0

## DOUBLE-DOUBLES AND 20-POINT GAMES

## 2020-21 DOUBLE-DOUBLES (6)

## NYARA SABALLY (4)

No.	Date	Opponent	Stats
1.	Dec. 4	Colorado	20 points, 10 rebounds
2.	Dec. 21	at WSU	19 points, 14 rebounds
3.	Jan. 8	at #1 Stanford	10 points, 11 rebounds
4.	Feb. 28	Oregon State	13 points, 10 rebounds

## LYDIA GIOMI (2)

No.	Date	Opponent	Stats
1.	Nov. 28	Seattle U	15 points, 13 rebounds
2.	Jan. 24	Washington	11 points, 10 rebounds

## 2020-21 20-POINT GAMES (9)

## TAYLOR MIKESELL (3)

No.	Date	Opponent	Stats
1.	Nov. 28	Seattle U	28 points (9-11 FG)
2.	Dec. 13	at #15 Oregon State	21 points (8-12 FG)
3.	March 4	vs. Oregon State	24 points (10-19 FG)

## ERIN BOLEY (2)

No.	Date	Opponent	Stats
1.	Nov. 30	at Portland	25 points (11-17 FG)
2.	March 22vs.	South Dakota	22 points (9-13 FG)

## SEDONA PRINCE (2)

No.	Date	Opponent	Stats
1.	Feb. 28	Oregon State	22 points (9-15 FG)
2.	March 24vs.	#10 Georgia	22 points (9-14 FG)

## TE-HINA PAOPAO (1)

No.	Date	Opponent	Stats
1.	Dec. 13	at #15 Oregon State	22 points (9-15 FG)

## NYARA SABALLY (1)

No.	Date	Opponent	Stats
1.	Dec. 4	Colorado	20 points (9-9 FG)



## GAME-BY-GAME STARTERS

Date	Opponent	G	G	G/F	F	F	Result
Nov. 28	Seattle U	Te-Hina Paopao	Taylor Mikesell	Jaz Shelley	Erin Boley	Sedona Prince	W, 116-51
Nov. 30	at Portland	Te-Hina Paopao	Taylor Mikesell	Taylor Chavez	Erin Boley	Sedona Prince	W, 85-52
Dec. 4	Colorado	Te-Hina Paopao	Taylor Mikesell	Nyara Sabally	Erin Boley	Sedona Prince	W, 82-53
Dec. 6	Utah	Te-Hina Paopao	Taylor Mikesell	Taylor Chavez	Erin Boley	Nyara Sabally	W, 85-43
Dec. 13	at #15 Oregon State	Te-Hina Paopao	Taylor Mikesell	Taylor Chavez	Erin Boley	Nyara Sabally	W, 79-59
Dec. 19	at Washington	Te-Hina Paopao	Taylor Mikesell	Jaz Shelley	Erin Boley	Nyara Sabally	W, 73-49
Dec. 21	at Washington State	Te-Hina Paopao	Taylor Mikesell	Taylor Chavez	Erin Boley	Nyara Sabally	W, 69-65
Jan. 1	USC	Te-Hina Paopao	Taylor Mikesell	Jaz Shelley	Erin Boley	Nyara Sabally	W, 92-69
Jan. 3	#11 UCLA	Te-Hina Paopao	Taylor Mikesell	Jaz Shelley	Erin Boley	Nyara Sabally	L, 73-71
Jan. 8	at #1 Stanford	Te-Hina Paopao	Taylor Mikesell	Jaz Shelley	Erin Boley	Nyara Sabally	L, 70-63
Jan. 10	at California	Te-Hina Paopao	Taylor Mikesell	Jaz Shelley	Erin Boley	Nyara Sabally	W, 100-41
Jan. 14	at #11 Arizona	Te-Hina Paopao	Taylor Mikesell	Jaz Shelley	Erin Boley	Nyara Sabally	L, 57-41
Jan. 22	Washington State	Te-Hina Paopao	Taylor Chavez	Erin Boley	Nyara Sabally	Sedona Prince	W, 58-50
Jan. 24	Washington	Te-Hina Paopao	Taylor Chavez	Jaz Shelley	Angela Dugalic	Sedona Prince	W, 69-52
Feb. 6	UC Davis	Te-Hina Paopao	Jaz Shelley	Erin Boley	Nyara Sabally	Sedona Prince	W, 63-57
Feb. 8	#10 Arizona	Te-Hina Paopao	Jaz Shelley	Erin Boley	Nyara Sabally	Sedona Prince	L, 79-59
Feb. 15	#6 Stanford	Te-Hina Paopao	Taylor Mikesell	Sydney Parrish	Erin Boley	Nyara Sabally	L, 63-61
Feb. 19	at #8 UCLA	Te-Hina Paopao	Taylor Mikesell	Sydney Parrish	Erin Boley	Nyara Sabally	L, 83-56
Feb. 21	at USC	Te-Hina Paopao	Taylor Mikesell	Taylor Chavez	Erin Boley	Nyara Sabally	W, 72-48
Feb. 28	Oregon State	Jaz Shelley	Taylor Mikesell	Taylor Chavez	Erin Boley	Nyara Sabally	L, 88-77
March 4	vs. Oregon State	Maddie Scherr	Taylor Mikesell	Taylor Chavez	Erin Boley	Nyara Sabally	L, 71-64
March 22	vs. South Dakota	Maddie Scherr	Taylor Mikesell	Erin Boley	Nyara Sabally	Sedona Prince	W, 67-47
March 24	vs. #10 Georgia	Maddie Scherr	Taylor Mikesell	Erin Boley	Nyara Sabally	Sedona Prince	W, 57-50

## GAME-BY-GAME LEADERS

Date	Opponent	Points	Rebounds	Assists	Steals	Blocks	Result
Nov. 28	Seattle U	Mikesell (28)	Gioni (13)	Paopao (7)	Paopao (4)	Four Players (1)	W, 116-51
Nov. 30	at Portland	Boley (25)	Boley (9)	Paopao (5)	Boley & Scherr (2)	Four Players (1)	W, 85-52
Dec. 4	Colorado	Sabally (20)	Sabally (10)	Paopao (4)	Paopao (2)	Prince & Sabally (2)	W, 82-53
Dec. 6	Utah	Boley & Paopao (17)	Dugalic (9)	Paopao (4)	Boley (3)	Sabally (4)	W, 85-43
Dec. 13	at #15 Oregon State	Paopao (22)	Boley (7)	Chavez (6)	Sabally (3)	Prince (1)	W, 79-59
Dec. 19	at Washington	Parrish (18)	Dugalic & Sabally (7)	Paopao (5)	Dugalic & Shelley (3)	Five Players (1)	W, 73-49
Dec. 21	at Washington State	Sabally (19)	Sabally (14)	Paopao (5)	Boley & Mikesell (2)	Parrish & Sabally (2)	W, 69-65
Jan. 1	USC	Mikesell (16)	Dugalic (9)	Paopao & Shelley (5)	Scherr (3)	Four Players (1)	W, 92-69
Jan. 3	#11 UCLA	Paopao (19)	Dugalic (9)	Paopao (4)	Parrish (2)	Sabally (2)	L, 73-71
Jan. 8	at #1 Stanford	Parrish (14)	Sabally (11)	Chavez & Shelley (2)	Parrish (3)	Parrish (1)	L, 70-63
Jan. 10	at California	Chavez, Paopao & Sabally (13)	Four Players (6)	Paopao (7)	Shelley (3)	Watson (2)	W, 100-41
Jan. 14	at #11 Arizona	Sabally (15)	Parrish & Sabally (7)	Paopao (2)	Paopao, Parrish & Sabally (1)	Four Players (1)	L, 57-41
Jan. 22	Washington State	Prince (14)	Sabally (8)	Paopao (6)	Chavez & Paopao (1)	Sabally (2)	W, 58-50
Jan. 24	Washington	Prince (16)	Gioni (10)	Paopao (6)	Paopao (3)	Prince (5)	W, 69-52
Feb. 6	UC Davis	Boley (17)	Boley (8)	Shelley (3)	Paopao (3)	Sabally (2)	W, 63-57
Feb. 8	#10 Arizona	Sabally (17)	Dugalic (5)	Paopao (5)	Paopao (2)	Four Players (1)	L, 79-59
Feb. 15	#6 Stanford	Mikesell (13)	Paopao (9)	Paopao (4)	Boley & Shelley (2)	Sabally (1)	L, 63-61
Feb. 19	at #8 UCLA	Sabally (12)	Four Players (3)	Chavez (4)	Chavez (2)	Prince, Sabally & Shelley (1)	L, 83-56
Feb. 21	at USC	Parrish (17)	Boley (8)	Paopao (8)	Parrish (4)	Watson (2)	W, 72-48
Feb. 28	Oregon State	Prince (22)	Sabally (10)	Chavez & Sabally (4)	Scherr (2)	Prince (2)	L, 88-77
March 4	vs. Oregon State	Mikesell (24)	Sabally (8)	Four Players (2)	Mikesell & Scherr (2)	None	L, 71-64
March 22	vs. South Dakota	Boley (22)	Prince (7)	Boley (4)	Boley & Prince (3)	Prince & Sabally (2)	W, 67-47
March 24	vs. #10 Georgia	Prince (22)	Sabally (9)	Scherr (6)	Scherr (3)	Prince (4)	W, 57-50





## LEADS AND DEFICITS

Date	Opponent	Largest Lead	Largest Deficit	Time Led	Time Trailed	Time Tied	Result
Nov. 28	Seattle U	65 (4th, 1:36)	None	39:50	0:00	0:10	W, 116-51
Nov. 30	at Portland	37 (4th, 2:09)	None	39:49	0:00	0:11	W, 85-52
Dec. 4	Colorado	29 (4th, 0:54)	3 (1st, 8:11)	35:48	1:28	2:26	W, 82-53
Dec. 6	Utah	53 (4th, 5:45)	None	39:42	0:00	0:18	W, 85-43
Dec. 13	at #15 Oregon State	29 (3rd, 3:30)	2 (1st, 9:44)	36:52	0:24	2:44	W, 79-59
Dec. 19	at Washington	32 (4th, 2:54)	3 (1st, 9:39)	37:53	1:46	0:21	W, 73-49
Dec. 21	at Washington State	4 (1st, 8:10)	9 (3rd, 8:12)	6:54	31:05	2:02	W, 69-65
Jan. 1	USC	26 (3rd, 7:58)	None	37:15	0:00	2:40	W, 92-69
Jan. 3	#11 UCLA	3 (2nd, 4:36)	11 (4th, 4:51)	5:33	31:38	2:43	L, 73-71
Jan. 8	at #1 Stanford	7 (2nd, 6:52)	17 (4th, 8:18)	16:20	21:45	1:55	L, 70-63
Jan. 10	at California	59 (4th, 1:17)	None	39:13	0:00	0:47	W, 100-41
Jan. 14	at #11 Arizona	None	23 (4th, 5:07)	0:00	39:42	0:18	L, 57-41
Jan. 22	Washington State	8 (4th, 0:27)	10 (1st, 1:28)	10:26	27:46	1:48	W, 58-50
Jan. 24	Washington	22 (4th, 5:38)	2 (1st, 5:31)	37:34	0:38	1:35	W, 69-52
Feb. 6	UC Davis	7 (4th, 0:38)	6 (3rd, 0:32)	13:05	21:34	5:15	W, 63-57
Feb. 8	#10 Arizona	None	20 (4th, 0:10)	0:00	34:19	5:32	L, 79-59
Feb. 15	#6 Stanford	5 (4th, 2:49)	15 (2nd, 3:11)	4:27	31:50	3:39	L, 63-61
Feb. 19	at #8 UCLA	None	28 (4th, 4:44)	0:00	39:02	0:53	L, 83-56
Feb. 21	at USC	26 (4th, 0:56)	None	38:52	0:00	0:39	W, 72-48
Feb. 28	Oregon State	4 (1st, 1:09)	17 (4th, 6:36)	3:12	35:43	1:05	L, 88-77
March 4	vs. Oregon State	7 (2nd, 8:06)	15 (3rd, 0:11)	14:13	23:58	1:49	L, 71-64
March 22	vs. South Dakota	27 (3rd, 9:45)	2 (1st, 9:16)	37:36	0:47	1:37	W, 67-47
March 24	vs. #10 Georgia	7 (4th, 0:15)	6 (2nd, 7:01)	20:57	9:31	9:33	W, 57-50

## SPECIALTY TEAM STATS

Date	Opponent	Result	Points in Paint			Points Off Turnovers			2nd Chance Points			Fast Break Points			Bench Points		
			UO	Opp.	Diff.	UO	Opp.	Diff.	UO	Opp.	Diff.	UO	Opp.	Diff.	UO	Opp.	Diff.
Nov. 28	Seattle U	W, 116-51	52	22	+30	26	2	+24	32	6	+26	19	5	+14	58	14	+44
Nov. 30	at Portland	W, 85-52	48	26	+22	31	12	+19	21	2	+19	8	3	+5	26	21	+5
Dec. 4	Colorado	W, 82-53	36	24	+12	16	8	+8	19	14	+5	9	0	+9	21	25	-4
Dec. 6	Utah	W, 85-43	40	28	+12	21	6	+15	18	7	+11	0	7	-7	37	12	+25
Dec. 13	at #15 Oregon State	W, 79-59	26	30	-4	14	4	+10	11	9	+2	7	0	+7	16	26	-10
Dec. 19	at Washington	W, 73-49	38	26	+12	34	8	+26	14	4	+10	9	8	+1	38	22	+16
Dec. 21	at Washington State	W, 69-65	28	26	+2	11	19	-8	10	14	-4	3	4	-1	22	13	+9
Jan. 1	USC	W, 92-69	38	28	+10	20	4	+16	18	2	+16	13	11	+2	21	17	+4
Jan. 3	#11 UCLA	L, 73-71	32	34	-2	13	6	+7	12	10	+2	7	5	+2	20	6	+14
Jan. 8	at #1 Stanford	L, 70-63	28	34	-6	11	15	-4	15	12	+3	0	11	-11	25	18	+7
Jan. 10	at California	W, 100-41	54	26	+28	29	5	+24	14	7	+7	20	7	+13	47	8	+39
Jan. 14	at #11 Arizona	L, 57-41	20	16	+4	10	26	-16	13	6	+7	4	10	-6	17	10	+7
Jan. 22	Washington State	W, 58-50	28	12	+16	8	5	+3	9	8	+1	12	6	+6	24	8	+16
Jan. 24	Washington	W, 69-52	24	16	+8	18	17	+1	18	9	+9	14	4	+10	28	28	0
Feb. 6	UC Davis	W, 63-57	32	24	+8	14	5	+9	10	0	+10	10	20	-10	14	4	+10
Feb. 8	#10 Arizona	L, 79-59	38	32	+6	9	13	-4	14	7	+7	6	16	-10	21	14	+7
Feb. 15	#6 Stanford	L, 63-61	20	30	-10	10	12	-2	9	8	+1	3	6	-3	13	3	+10
Feb. 19	at #8 UCLA	L, 83-56	18	30	-12	6	21	-15	7	23	-16	5	10	-5	22	17	+5
Feb. 21	at USC	W, 72-48	24	22	+2	14	5	+9	5	7	-2	7	5	+2	32	17	+15
Feb. 28	Oregon State	L, 88-77	30	24	+6	8	9	-1	19	11	+8	5	8	-3	32	12	+20
March 4	vs. Oregon State	L, 71-64	42	40	+2	8	9	-1	9	8	+1	2	4	-2	17	27	-10
March 22	vs. South Dakota	W, 67-47	36	16	+20	20	17	+3	4	12	-8	4	4	0	9	1	+8
March 24	vs. #10 Georgia	W, 57-50	28	30	-2	14	14	0	4	9	-5	7	16	-9	0	6	-6
TOTALS		15-8	760	596	+164	365	242	+123	305	195	+110	174	170	+4	560	329	+231



## CONFERENCE STATS

### 2020-21 Oregon Women's Basketball Oregon Combined Team Statistics (as of Feb 28, 2021) Conference games only

RECORD:	OVERALL	HOME	AWAY	NEUTRAL
ALL GAMES	10-7	5-4	5-3	0-0
CONFERENCE	10-7	5-4	5-3	0-0
NON-CONFERENCE	0-0	0-0	0-0	0-0

#	Player	gp-gs	min	avg	Total		3-Point		F-Throw		Rebounds												pts	avg
					fg-fga	fg%	3fg-fga	3fg%	ft-fa	ft%	off	def	tot	avg	pf	dq	a	to	blk	stl				
01	Nyara Sabally	16-16	392	24.5	82-155	.52	5-10	.50	33-55	.60	46	73	119	7.4	29	1	30	44	20	16	202	12.6		
12	Te-Hina Paopao	16-16	468	29.3	74-166	.44	28-69	.40	7-8	.87	13	38	51	3.2	21	0	70	31	4	20	183	11.4		
21	Erin Boley	16-16	366	22.9	57-126	.45	21-50	.42	16-19	.84	18	52	70	4.4	20	0	9	14	2	13	151	9.4		
32	Sedona Prince	12-4	226	18.8	44-89	.49	2-3	.66	14-20	.70	13	28	41	3.4	33	0	15	11	17	5	104	8.7		
11	Taylor Mikesell	17-14	392	23.1	49-132	.37	22-78	.28	17-18	.94	2	30	32	1.9	18	0	27	16	1	7	137	8.1		
33	Sydney Parrish	16-2	265	16.6	36-100	.36	21-52	.40	12-14	.85	11	32	43	2.7	21	0	12	11	6	17	105	6.6		
04	Jaz Shelley	17-9	321	18.9	34-84	.40	14-37	.37	1-6	.16	10	20	30	1.8	22	0	31	21	4	20	83	4.9		
25	Angela Dugalic	17-1	236	13.9	33-72	.45	5-16	.31	5-6	.83	22	66	88	5.2	13	0	16	17	6	6	76	4.5		
03	Taylor Chavez	13-7	250	19.2	17-52	.32	8-24	.33	11-15	.73	4	21	25	1.9	20	0	30	14	1	10	53	4.1		
14	Lydia Giomi	17-0	166	9.8	20-30	.66	0-0	.00	7-12	.58	18	13	31	1.8	13	0	2	6	4	2	47	2.8		
23	Maddie Scherr	16-0	209	13.1	13-39	.33	5-15	.33	7-10	.70	12	15	27	1.7	21	0	23	15	0	14	38	2.4		
22	Kylee Watson	12-0	100	8.3	11-20	.55	0-0	.00	6-15	.40	1	14	15	1.3	18	0	3	10	9	3	28	2.3		
10	Arielle Wilson	5-0	9	1.8	0-3	.00	0-3	.00	0-0	.00	0	0	0	0.0	1	0	0	0	0	0	0	0.0		
Team											43	42	85					7						
Total.....		17	3400		470-106	.44	131-357	.36	136-198	.68	213	444	657	38.6	250	1	268	217	74	133	120	71.0		
Opponents.....		17	3402		378-995	.38	104-327	.31	182-253	.71	197	397	594	34.9	215	-	213	250	60	110	104	61.3		

TEAM STATISTICS	ORE	OPP	Date	Opponent	Score	Att.
SCORING	1207	1042	* 12/04/20	COLORADO	w 82-53	0
Points per game	71.0	61.3	* 12/06/20	UTAH	w 85-43	0
Scoring margin	+9.7	-	* 12/13/20	at Oregon St.	w 79-59	0
FIELD GOALS-ATT	470-1068	378-995	* 12/19/20	at Washington	w 73-49	0
Field goal pct	.440	.380	* 12/21/20	at Washington St.	w 69-65	0
3 POINT FG-ATT	131-357	104-327	* 01/01/21	SOUTHERN CALIFORNIA	w 92-69	0
3-point FG pct	.367	.318	* 01/03/21	UCLA	L 71-73	0
3-pt FG made per gam	7.7	6.1	* 01/08/21	at Stanford	L 63-70	0
FREE THROWS-ATT	136-198	182-253	* 01/10/21	at California	w 100-41	0
Free throw pct	.687	.719	* 01/14/21	at Arizona	L 41-57	0
F-Throws made per ga	8.0	10.7	* 01/22/21	WASHINGTON ST.	w 58-50	0
REBOUNDS	657	594	* 01/24/21	WASHINGTON	w 69-52	0
Rebounds per game	38.6	34.9	* 02/08/21	ARIZONA	L 59-79	0
Rebounding margin	+3.7	-	* 02/15/21	STANFORD	L 61-63	0
ASSISTS	268	213	* 02/19/21	at UCLA	L 56-83	0
Assists per game	15.8	12.5	* 02/21/21	at Southern California	w 72-48	0
TURNOVERS	217	250	* 02/28/21	OREGON ST.	L 77-88	0
Turnovers per game	12.8	14.7	* = Conference game			
Turnover margin	+1.9	-				
Assist/turnover ratio	1.2	0.9				
STEALS	133	110				
Steals per game	7.8	6.5				
BLOCKS	74	60				
Blocks per game	4.4	3.5				
ATTENDANCE	0	0				
Home games-Avg/Gam	9-0	8-0				
Neutral site-Avg/Game	-	0-0				

Score by Periods	1st	2nd	3rd	4th	Totals
Oregon	287	294	313	313	1207
Opponents	265	234	272	271	1042





## TEAM GAME-BY-GAME STATS

THE STAT CREW SYSTEM  
Oregon Team Game-by-Game (as of Mar 24, 2021)  
All games

## TEAM STATISTICS

Opponent	Date	Score		Total		3-Pointers		Free throws		Rebounds				pf	a	t/o	blk	stl	pts	avg
				fg-fga	pct	3fg-fga	pct	ft-fa	pct	off	def	tot	avg							
SEATTLE U	11/28/	116-51	W	43-81	.53	10-31	.32	20-26	.76	19	39	58	58.0	18	22	3	4	11	116	116.
at Portland	11/30/	85-52	W	33-64	.51	7-20	.35	12-18	.66	16	25	41	49.5	21	23	15	4	9	85	100.
COLORADO	12/04/	82-53	W	31-62	.50	10-22	.45	10-17	.58	12	32	44	47.7	16	15	15	6	6	82	94.3
UTAH	12/06/	85-43	W	35-63	.55	7-22	.31	8-16	.50	14	32	46	47.2	14	17	16	6	11	85	92.0
at Oregon St.	12/13/	79-59	W	31-70	.44	12-24	.50	5-7	.71	12	31	43	46.4	18	25	7	1	8	79	89.4
at Washington	12/19/	73-49	W	28-67	.41	8-28	.28	9-10	.90	13	25	38	45.0	15	17	13	5	11	73	86.7
at Washington St.	12/21/	69-65	W	27-57	.47	11-18	.61	4-7	.57	14	23	37	43.9	10	13	16	7	6	69	84.1
SOUTHERN CALIFO	01/01/	92-69	W	36-70	.51	10-29	.34	10-16	.62	14	24	38	43.1	15	18	9	4	11	92	85.1
UCLA	01/03/	71-73	L	26-56	.46	7-22	.31	12-15	.80	11	22	33	42.0	14	11	14	6	7	71	83.6
at Stanford	01/08/	63-70	L	26-66	.39	7-19	.36	4-7	.57	14	23	37	41.5	18	9	15	1	12	63	81.5
at California	01/10/	100-41	W	42-80	.52	7-21	.33	9-12	.75	16	31	47	42.0	13	26	5	6	10	100	83.2
at Arizona	01/14/	41-57	L	15-46	.32	3-11	.27	8-15	.53	10	31	41	41.9	22	6	23	4	3	41	79.7
WASHINGTON ST.	01/22/	58-50	W	23-59	.39	2-14	.14	10-14	.71	14	35	49	42.5	15	17	13	3	2	58	78.0
WASHINGTON	01/24/	69-52	W	27-62	.43	7-26	.26	8-11	.72	12	30	42	42.4	8	21	18	8	10	69	77.4
UC DAVIS	02/06/	63-57	W	25-62	.40	5-18	.27	8-13	.61	10	29	39	42.2	9	11	8	5	8	63	76.4
ARIZONA	02/08/	59-79	L	23-71	.32	3-15	.20	10-12	.83	17	20	37	41.9	11	13	6	4	6	59	75.3
STANFORD	02/15/	61-63	L	23-55	.41	10-21	.47	5-6	.83	9	20	29	41.1	11	12	18	1	8	61	74.5
at UCLA	02/19/	56-83	L	20-56	.35	9-25	.36	7-10	.70	9	15	24	40.2	19	13	16	3	9	56	73.4
at Southern California	02/21/	72-48	W	27-56	.48	12-28	.42	6-10	.60	6	30	36	39.9	13	18	8	5	8	72	73.4
OREGON ST.	02/28/	77-88	L	30-72	.41	6-12	.50	11-13	.84	16	20	36	39.8	18	17	5	4	5	77	73.6
vs Oregon St.	03/04/	64-71	L	26-60	.43	4-16	.25	8-9	.88	8	23	31	39.3	17	10	5	0	7	64	73.1
vs South Dakota	03/22/	67-47	W	27-45	.60	6-12	.50	7-7	1.00	7	30	37	39.2	16	15	23	6	11	67	72.8
vs Georgia	03/24/	57-50	W	22-48	.45	5-12	.41	8-12	.66	7	27	34	39.0	10	15	18	5	10	57	72.1
Oregon		1659		646-1428	.452	168-466	.361	199-283	.703	280	617	897	39.0	341	364	289	98	189	1659	72.1
Opponents		1370		501-1345	.372	131-434	.302	237-331	.716	264	522	786	34.2	304	290	337	68	147	1370	59.6

Games played: 23

Points/game: 72.1

FG Pct: 45.2

3FG Pct: 36.1

FT Pct: 70.3

Rebounds/game: 39.0

Assists/game: 15.8

Turnovers/game: 12.6

Assist/turnover ratio: 1.3

Steals/game: 8.2

Blocks/game: 4.3



# OPPONENT GAME-BY-GAME STATS

## THE STAT CREW SYSTEM Oregon Opponent Game-by-Game (as of Mar 24, 2021) All games

### OPPONENT STATISTICS

Opponent	Date	Score		Total		3-Pointers		Free throws		Rebounds				pf	a	t/o	blk	stl	pts	avg
				fg-fga	pct	3fg-fga	pct	ft-fa	pct	off	def	tot	avg							
SEATTLE U	11/28/	116-51	W	18-63	.28	2-21	.09	13-17	.76	9	19	28	28.0	20	10	14	1	1	51	51.0
at Portland	11/30/	85-52	W	18-48	.37	3-8	.37	13-18	.72	6	17	23	25.5	21	11	22	1	6	52	51.5
COLORADO	12/04/	82-53	W	22-69	.31	4-18	.22	5-12	.41	17	20	37	29.3	20	13	16	3	6	53	52.0
UTAH	12/06/	85-43	W	18-63	.28	4-26	.15	3-11	.27	17	17	34	30.5	13	7	19	4	7	43	49.8
at Oregon St.	12/13/	79-59	W	21-59	.35	3-19	.15	14-20	.70	10	27	37	31.8	10	13	11	7	2	59	51.6
at Washington	12/19/	73-49	W	19-56	.33	5-18	.27	6-10	.60	11	26	37	32.7	12	12	20	0	5	49	51.2
at Washington St.	12/21/	69-65	W	24-61	.39	8-24	.33	9-10	.90	15	18	33	32.7	13	17	11	5	6	65	53.1
SOUTHERN CALIFO	01/01/	92-69	W	24-50	.48	6-13	.46	15-17	.88	2	23	25	31.8	14	14	16	0	5	69	55.1
UCLA	01/03/	71-73	L	26-59	.44	7-15	.46	14-18	.77	14	21	35	32.1	17	14	14	2	6	73	57.1
at Stanford	01/08/	63-70	L	26-60	.43	5-16	.31	13-16	.81	12	27	39	32.8	7	8	17	6	6	70	58.4
at California	01/10/	100-41	W	16-55	.29	1-16	.06	8-15	.53	11	24	35	33.0	13	10	23	5	3	41	56.8
at Arizona	01/14/	41-57	L	18-52	.34	5-16	.31	16-24	.66	8	23	31	32.8	17	9	12	3	14	57	56.8
WASHINGTON ST.	01/22/	58-50	W	17-67	.25	7-32	.21	9-12	.75	12	23	35	33.0	13	10	8	3	7	50	56.3
WASHINGTON	01/24/	69-52	W	19-63	.30	9-26	.34	5-8	.62	15	20	35	33.1	14	10	20	1	11	52	56.0
UC DAVIS	02/06/	63-57	W	22-58	.37	10-29	.34	3-4	.75	8	29	37	33.4	16	18	13	1	6	57	56.1
ARIZONA	02/08/	59-79	L	30-59	.50	9-15	.60	10-13	.76	11	31	42	33.9	11	17	11	8	4	79	57.5
STANFORD	02/15/	61-63	L	26-56	.46	6-18	.33	5-8	.62	11	20	31	33.8	8	14	18	1	11	63	57.8
at UCLA	02/19/	56-83	L	27-57	.47	10-22	.45	19-25	.76	18	29	47	34.5	11	19	15	2	12	83	59.2
at Southern California	02/21/	72-48	W	18-55	.32	4-13	.30	8-10	.80	7	23	30	34.3	8	11	10	4	4	48	58.6
OREGON ST.	02/28/	77-88	L	27-54	.50	11-20	.55	23-24	.95	6	25	31	34.1	14	15	9	6	1	88	60.1
vs Oregon St.	03/04/	64-71	L	27-56	.48	6-13	.46	11-15	.73	9	27	36	34.2	8	16	10	1	2	71	60.6
vs South Dakota	03/22/	67-47	W	17-65	.26	5-23	.21	8-14	.57	22	11	33	34.1	10	9	14	0	13	47	60.0
vs Georgia	03/24/	57-50	W	21-60	.35	1-13	.07	7-10	.70	13	22	35	34.2	14	13	14	4	9	50	59.6
Opponents		1370		501-1345	.372	131-434	.302	237-331	.716	264	522	786	34.2	304	290	337	68	147	1370	59.6
Oregon		1659		646-1428	.452	168-466	.361	199-283	.703	280	617	897	39.0	341	364	289	98	189	1659	72.1

Games played: 23  
Points/game: 59.6  
FG Pct: 37.2  
3FG Pct: 30.2  
FT Pct: 71.6

Rebounds/game: 34.2  
Assists/game: 12.6  
Turnovers/game: 14.7  
Assist/turnover ratio: 0.9  
Steals/game: 6.4  
Blocks/game: 3.0





## TEAM SINGLE-GAME HIGHS

THE STAT CREW SYSTEM  
Oregon Team High/Low Analysis (as of Mar 24, 2021)  
All games

## Oregon - TEAM GAME HIGHS

POINTS	116	SEATTLE U (11/28/20)
	100	at California (01/10/21)
	92	SOUTHERN CALIFORNIA (01/01/21)
	85	UTAH (12/06/20)
	85	at Portland (11/30/20)
FIELD GOALS MADE	43	SEATTLE U (11/28/20)
	42	at California (01/10/21)
FIELD GOAL ATTEMPTS	81	SEATTLE U (11/28/20)
	80	at California (01/10/21)
FIELD GOAL PERCENTAGE	.600 (27-45)	vs South Dakota (03/22/21)
	.556 (35-63)	UTAH (12/06/20)
3 PT FIELD GOALS MADE	12	at Southern California (02/21/21)
	12	at Oregon St. (12/13/20)
3 PT FG ATTEMPTS	31	SEATTLE U (11/28/20)
	29	SOUTHERN CALIFORNIA (01/01/21)
3 PT FG PERCENTAGE	.611 (11-18)	at Washington St. (12/21/20)
	.500 (12-24)	at Oregon St. (12/13/20)
	.500 (6-12)	vs South Dakota (03/22/21)
	.500 (6-12)	OREGON ST. (02/28/21)
FREE THROWS MADE	20	SEATTLE U (11/28/20)
	12	UCLA (01/03/21)
	12	at Portland (11/30/20)
FREE THROW ATTEMPTS	26	SEATTLE U (11/28/20)
	18	at Portland (11/30/20)
FREE THROW PERCENTAGE	1.000 (7-7)	vs South Dakota (03/22/21)
	.900 (9-10)	at Washington (12/19/20)
REBOUNDS	58	SEATTLE U (11/28/20)
	49	WASHINGTON ST. (01/22/21)
ASSISTS	26	at California (01/10/21)
	25	at Oregon St. (12/13/20)
STEALS	12	at Stanford (01/08/21)
	11	vs South Dakota (03/22/21)
	11	SOUTHERN CALIFORNIA (01/01/21)
	11	at Washington (12/19/20)
	11	UTAH (12/06/20)
	11	SEATTLE U (11/28/20)
BLOCKED SHOTS	8	WASHINGTON (01/24/21)
	7	at Washington St. (12/21/20)
TURNOVERS	23	vs South Dakota (03/22/21)
	23	at Arizona (01/14/21)
FOULS	22	at Arizona (01/14/21)
	21	at Portland (11/30/20)



## OPPONENT SINGLE-GAME HIGHS

### THE STAT CREW SYSTEM Oregon High/Low Analysis (as of Mar 24, 2021) All games

#### Opponent - GAME HIGHS

POINTS	88	OREGON ST. (02/28/21)
	83	at UCLA (02/19/21)
	79	ARIZONA (02/08/21)
	73	UCLA (01/03/21)
	71	vs Oregon St. (03/04/21)
FIELD GOALS MADE	30	ARIZONA (02/08/21)
	27	vs Oregon St. (03/04/21)
	27	OREGON ST. (02/28/21)
	27	at UCLA (02/19/21)
FIELD GOAL ATTEMPTS	69	COLORADO (12/04/20)
	67	WASHINGTON ST. (01/22/21)
FIELD GOAL PERCENTAGE	.508 (30-59)	ARIZONA (02/08/21)
	.500 (27-54)	OREGON ST. (02/28/21)
3 PT FIELD GOALS MADE	11	OREGON ST. (02/28/21)
	10	at UCLA (02/19/21)
	10	UC DAVIS (02/06/21)
3 PT FG ATTEMPTS	32	WASHINGTON ST. (01/22/21)
	29	UC DAVIS (02/06/21)
3 PT FG PERCENTAGE	.600 (9-15)	ARIZONA (02/08/21)
	.550 (11-20)	OREGON ST. (02/28/21)
FREE THROWS MADE	23	OREGON ST. (02/28/21)
	19	at UCLA (02/19/21)
FREE THROW ATTEMPTS	25	at UCLA (02/19/21)
	24	OREGON ST. (02/28/21)
	24	at Arizona (01/14/21)
FREE THROW PERCENTAGE	.958 (23-24)	OREGON ST. (02/28/21)
	.900 (9-10)	at Washington St. (12/21/20)
REBOUNDS	47	at UCLA (02/19/21)
	42	ARIZONA (02/08/21)
ASSISTS	19	at UCLA (02/19/21)
	18	UC DAVIS (02/06/21)
STEALS	14	at Arizona (01/14/21)
	13	vs South Dakota (03/22/21)
BLOCKED SHOTS	8	ARIZONA (02/08/21)
	7	at Oregon St. (12/13/20)
TURNOVERS	23	at California (01/10/21)
	22	at Portland (11/30/20)
FOULS	21	at Portland (11/30/20)
	20	COLORADO (12/04/20)
	20	SEATTLE U (11/28/20)





## TEAM SINGLE-GAME LOWS

THE STAT CREW SYSTEM  
Oregon High/Low Analysis (as of Mar 24, 2021)  
All games

## Oregon - GAME LOWS

POINTS	41		at Arizona (01/14/21)
	56		at UCLA (02/19/21)
	57		vs Georgia (03/24/21)
	58		WASHINGTON ST. (01/22/21)
	59		ARIZONA (02/08/21)
FIELD GOALS MADE	15		at Arizona (01/14/21)
	20		at UCLA (02/19/21)
FIELD GOAL ATTEMPTS	45		vs South Dakota (03/22/21)
	46		at Arizona (01/14/21)
FIELD GOAL PERCENTAGE	.324	(23-71)	ARIZONA (02/08/21)
	.326	(15-46)	at Arizona (01/14/21)
3 PT FIELD GOALS MADE	2		WASHINGTON ST. (01/22/21)
	3		at Arizona (01/14/21)
	3		ARIZONA (02/08/21)
3 PT FG ATTEMPTS	11		at Arizona (01/14/21)
	12		OREGON ST. (02/28/21)
	12		vs South Dakota (03/22/21)
	12		vs Georgia (03/24/21)
3 PT FG PERCENTAGE	.143	(2-14)	WASHINGTON ST. (01/22/21)
	.200	(3-15)	ARIZONA (02/08/21)
FREE THROWS MADE	4		at Washington St. (12/21/20)
	4		at Stanford (01/08/21)
FREE THROW ATTEMPTS	6		STANFORD (02/15/21)
	7		at Oregon St. (12/13/20)
	7		at Washington St. (12/21/20)
	7		at Stanford (01/08/21)
	7		vs South Dakota (03/22/21)
FREE THROW PERCENTAGE	.500	(8-16)	UTAH (12/06/20)
	.533	(8-15)	at Arizona (01/14/21)
REBOUNDS	24		at UCLA (02/19/21)
	29		STANFORD (02/15/21)
ASSISTS	6		at Arizona (01/14/21)
	9		at Stanford (01/08/21)
STEALS	2		WASHINGTON ST. (01/22/21)
	3		at Arizona (01/14/21)
BLOCKED SHOTS	0		vs Oregon St. (03/04/21)
	1		at Oregon St. (12/13/20)
	1		at Stanford (01/08/21)
	1		STANFORD (02/15/21)
TURNOVERS	3		SEATTLE U (11/28/20)
	5		at California (01/10/21)
	5		OREGON ST. (02/28/21)
	5		vs Oregon St. (03/04/21)
FOULS	8		WASHINGTON (01/24/21)
	9		UC DAVIS (02/06/21)



## OPPONENT SINGLE-GAME LOWS

### THE STAT CREW SYSTEM Oregon High/Low Analysis (as of Mar 24, 2021) All games

#### Oregon - GAME LOWS

POINTS	41		at Arizona (01/14/21)
	56		at UCLA (02/19/21)
	57		vs Georgia (03/24/21)
	58		WASHINGTON ST. (01/22/21)
	59		ARIZONA (02/08/21)
FIELD GOALS MADE	15		at Arizona (01/14/21)
	20		at UCLA (02/19/21)
FIELD GOAL ATTEMPTS	45		vs South Dakota (03/22/21)
	46		at Arizona (01/14/21)
FIELD GOAL PERCENTAGE	.324	(23-71)	ARIZONA (02/08/21)
	.326	(15-46)	at Arizona (01/14/21)
3 PT FIELD GOALS MADE	2		WASHINGTON ST. (01/22/21)
	3		at Arizona (01/14/21)
	3		ARIZONA (02/08/21)
3 PT FG ATTEMPTS	11		at Arizona (01/14/21)
	12		OREGON ST. (02/28/21)
	12		vs South Dakota (03/22/21)
	12		vs Georgia (03/24/21)
3 PT FG PERCENTAGE	.143	(2-14)	WASHINGTON ST. (01/22/21)
	.200	(3-15)	ARIZONA (02/08/21)
FREE THROWS MADE	4		at Washington St. (12/21/20)
	4		at Stanford (01/08/21)
FREE THROW ATTEMPTS	6		STANFORD (02/15/21)
	7		at Oregon St. (12/13/20)
	7		at Washington St. (12/21/20)
	7		at Stanford (01/08/21)
	7		vs South Dakota (03/22/21)
FREE THROW PERCENTAGE	.500	(8-16)	UTAH (12/06/20)
	.533	(8-15)	at Arizona (01/14/21)
REBOUNDS	24		at UCLA (02/19/21)
	29		STANFORD (02/15/21)
ASSISTS	6		at Arizona (01/14/21)
	9		at Stanford (01/08/21)
STEALS	2		WASHINGTON ST. (01/22/21)
	3		at Arizona (01/14/21)
BLOCKED SHOTS	0		vs Oregon St. (03/04/21)
	1		at Oregon St. (12/13/20)
	1		at Stanford (01/08/21)
	1		STANFORD (02/15/21)
TURNOVERS	3		SEATTLE U (11/28/20)
	5		at California (01/10/21)
	5		OREGON ST. (02/28/21)
	5		vs Oregon St. (03/04/21)
FOULS	8		WASHINGTON (01/24/21)
	9		UC DAVIS (02/06/21)





## LAST FOUR BOX SCORES

## Official Basketball Box Score -- Game Totals -- Final Statistics

Oregon St. vs Oregon  
02/28/21 3:00 pm at Eugene, OR

## Oregon St. 88 • 9-6,7-6 Pac-12

#	Player	Total		3-Ptr		Rebounds			PF	TP	A		Blk	Stl	Min
		FG	FGA	FG	FGA	FT	FTA	Off Def Tot			T	P			
05	Taya Corosdale	f	4-5	4-5	2-2	0	2	2	2	14	2	1	0	1	34
20	Ellie Mack	f	3-7	1-4	7-7	0	2	2	0	14	3	1	0	0	25
44	Taylor Jones	f	4-6	0-0	3-4	3	6	9	4	11	2	2	0	0	21
01	Aleah Goodman	g	8-13	2-3	2-2	0	3	3	1	20	4	0	1	0	38
13	Sasha Goforth	g	3-9	2-4	9-9	0	1	1	3	17	0	0	1	0	29
12	Jelena Mitrovic	g	0-1	0-0	0-0	0	3	3	0	2	1	0	0	0	7
22	Talia von Oelhoffen	g	4-11	2-4	0-0	1	5	6	1	10	3	4	2	0	29
24	Savannah Samuel	g	0-0	0-0	0-0	0	0	0	0	0	0	0	0	0	3
43	Jasmine Simmons	g	1-2	0-0	0-0	0	1	1	0	2	0	0	0	0	14
Team						2	2	4							
Totals			27-54	11-20	23-24	6	25	31	14	88	15	9	6	1	200

1st - FG %: 2-16 12.5% 2nd: 7-15 46.7% 3rd: 7-13 53.8% 4th: 6-11 54.5% Game: 27-54 50.0% Deadball  
3FG %: 2-4 50.0% 2-7 28.6% 2-3 66.7% 5-6 83.3% 11-20 55.0% Rebounds  
FT %: 2-2 100.0% 4-4 100.0% 7-8 87.5% 10-10 100.0% 23-24 95.8%

## Oregon 77 • 13-7,10-7 Pac-12

#	Player	Total		3-Ptr		Rebounds			PF	TP	A		Blk	Stl	Min
		FG	FGA	FG	FGA	FT	FTA	Off Def Tot			T	P			
01	Nyara Sabally	f	4-14	0-0	5-6	5	5	10	3	13	4	1	0	1	25
21	Erin Boley	f	7-11	1-2	1-1	0	4	4	2	16	1	0	0	0	32
03	Taylor Chavez	g	0-4	0-0	0-0	1	1	2	1	0	4	1	0	0	19
04	Jaz Shelley	g	0-1	0-0	0-0	0	0	0	0	0	1	0	1	0	9
11	Taylor Mikesell	g	7-16	2-6	0-0	0	2	2	4	16	3	1	0	0	37
14	Lydia Giomi	g	1-3	0-0	2-2	1	0	1	0	4	0	0	0	0	9
23	Maddie Scherr	g	1-1	1-1	0-0	3	0	3	2	3	0	0	0	2	17
25	Angela Dugalic	g	1-1	1-1	0-0	1	2	3	1	3	1	1	0	0	10
32	Sedona Prince	g	9-15	1-1	3-4	2	3	5	3	22	2	0	2	1	25
33	Sydney Parrish	g	0-6	0-1	0-0	0	1	1	2	0	1	0	0	1	17
Team						3	2	5							
Totals			30-72	6-12	11-13	16	20	36	18	77	17	5	4	5	200

1st - FG %: 8-17 47.1% 2nd: 7-19 36.8% 3rd: 4-17 23.5% 4th: 11-19 57.9% Game: 30-72 41.7% Deadball  
3FG %: 2-3 66.7% 0-2 0.0% 0-3 0.0% 4-4 100.0% 6-12 50.0% Rebounds  
FT %: 3-5 60.0% 0-0 0.0% 7-7 100.0% 1-1 100.0% 11-13 84.6%

Officials: Tiffany Bird, Anita Ortega, Michael Price

Technical fouls: Oregon St.-None, Oregon-Angela Dugalic.

Attendance:

2020-21 Women's Basketball. Round: 0. Oregon vs Oregon St.. Played at Matthew

Score by periods	1st	2nd	3rd	4th	Total
Oregon St.	18	20	23	27	88
Oregon	21	14	15	27	77

Last FG - OSU 4th-01:37, ORE 4th-00:24.

Largest lead - OSU by 17 4th-06:36, ORE by 4 1st-01:09.

OSU led for 35:43, ORE led for 03:12. Game was tied for 01:05.

Score tied - 3 times.  
Lead changed - 6 times.

## Official Basketball Box Score -- Game Totals -- Final Statistics

Oregon St. vs Oregon  
03/04/21 11:00 am at

## Oregon St. 71 • 11-6,7-6 Pac-12

#	Player	Total		3-Ptr		Rebounds			PF	TP	A		Blk	Stl	Min
		FG	FGA	FG	FGA	FT	FTA	Off Def Tot			T	P			
05	Taya Corosdale	f	3-6	2-3	0-0	1	4	5	1	8	1	0	0	1	31
20	Ellie Mack	f	1-1	0-0	1-1	1	2	3	0	3	2	0	0	0	20
44	Taylor Jones	f	4-11	0-0	2-2	2	6	8	2	10	0	0	1	0	25
01	Aleah Goodman	g	4-7	1-2	4-4	0	2	2	0	13	7	2	0	1	34
13	Sasha Goforth	g	4-8	1-2	1-2	0	3	3	3	10	1	1	0	0	38
12	Jelena Mitrovic	g	4-5	0-0	0-1	2	4	6	2	8	1	3	0	0	15
22	Talia von Oelhoffen	g	7-16	2-6	3-5	3	3	6	0	19	4	3	0	0	31
43	Jasmine Simmons	g	0-2	0-0	0-0	0	1	1	0	0	0	0	0	0	6
Team						0	2	2							
Totals			27-56	6-13	11-15	9	27	36	8	71	16	10	1	2	200

1st - FG %: 2-16 12.5% 2nd: 8-16 50.0% 3rd: 12-15 80.0% 4th: 5-9 55.6% Game: 27-56 48.2% Deadball  
3FG %: 1-3 33.3% 2-5 40.0% 3-4 75.0% 0-1 0.0% 6-13 46.2% Rebounds  
FT %: 0-0 0.0% 1-3 33.3% 4-4 100.0% 6-8 75.0% 11-15 73.3%

## Oregon 64 • 13-8,10-7 Pac-12

#	Player	Total		3-Ptr		Rebounds			PF	TP	A		Blk	Stl	Min
		FG	FGA	FG	FGA	FT	FTA	Off Def Tot			T	P			
01	Nyara Sabally	f	6-11	0-1	4-5	3	5	8	2	16	2	2	0	1	31
21	Erin Boley	f	2-7	0-3	0-0	4	2	6	0	4	2	0	0	1	29
03	Taylor Chavez	g	1-4	1-3	0-0	0	2	2	3	2	0	0	1	0	25
11	Taylor Mikesell	g	10-19	2-7	2-2	0	3	3	0	24	2	0	0	2	32
23	Maddie Scherr	g	0-3	0-0	0-0	0	1	1	3	0	1	0	0	2	25
04	Jaz Shelley	g	0-2	0-0	0-0	0	2	2	3	0	0	0	0	0	10
14	Lydia Giomi	g	0-0	0-0	0-0	0	1	1	0	0	0	1	0	0	4
22	Kylee Watson	g	2-3	0-0	0-0	0	1	1	1	4	0	1	0	0	9
25	Angela Dugalic	g	0-1	0-0	0-0	0	1	1	2	0	1	0	0	0	11
32	Sedona Prince	g	4-9	0-1	0-0	0	3	3	2	8	0	1	0	0	13
33	Sydney Parrish	g	1-1	1-1	2-2	0	0	0	2	5	0	0	0	0	11
Team						1	2	3							
Totals			26-60	4-16	8-9	8	23	31	17	64	10	5	0	7	200

1st - FG %: 4-16 25.0% 2nd: 4-13 30.8% 3rd: 9-15 60.0% 4th: 9-16 56.3% Game: 26-60 43.3% Deadball  
3FG %: 2-2 0.0% 0-3 0.0% 2-4 50.0% 2-7 28.6% 6-13 46.2% Rebounds  
FT %: 0-2 100.0% 1-2 50.0% 1-1 100.0% 4-4 100.0% 8-9 88.9%

Officials: Kenneth Nash, Michael Price, Michol Murray

Technical fouls: Oregon St.-None, Oregon-None.

Attendance:

2020-21 Women's Basketball. Round: 0. Oregon vs Oregon St.. Played at .

Score by periods	1st	2nd	3rd	4th	Total
Oregon St.	5	19	31	16	71
Oregon	10	9	21	24	64

Last FG - OSU 4th-01:08, ORE 4th-00:57.

Largest lead - OSU by 15 3rd-01:27, ORE by 7 1st-01:41.

OSU led for 23:48, ORE led for 14:13. Game was tied for 01:49.

Score tied - 1 time.  
Lead changed - 3 times.

## Official Basketball Box Score -- Game Totals -- Final Statistics

South Dakota vs Oregon  
03/22/21 9:00 pm at San Antonio, TX

## South Dakota 47 • 19-6,12-2 Summit

#	Player	Total		3-Ptr		Rebounds			PF	TP	A		Blk	Stl	Min
		FG	FGA	FG	FGA	FT	FTA	Off Def Tot			T	P			
30	Jeniah Ugofsky	f	0-0	0-0	0-0	1	0	1	0	0	0	1	0	0	11
34	Hannah Sjerven	c	6-19	0-1	6-9	8	4	12	2	18	1	4	0	3	39
02	Liv Komgable	g	6-10	3-6	0-0	1	1	2	2	15	1	5	0	3	39
22	Chloe Lamb	g	2-12	1-6	1-3	0	0	0	1	6	1	1	0	2	39
42	Maddie Krull	g	3-14	1-4	0-0	1	3	4	2	7	4	2	0	2	36
01	Claudia Kunzer	g	0-0	0-0	0-0	0	0	0	0	0	0	0	0	0	1
03	Macy Guebert	g	0-0	0-0	0-0	0	0	0	0	0	0	0	0	0	1
10	Morgan Hansen	g	0-3	0-1	0-0	1	0	1	1	0	0	0	0	0	6
14	Regan Sankey	g	0-0	0-0	1-2	0	0	0	0	1	0	0	0	0	1
23	Natalie Mazurek	g	0-0	0-0	0-0	0	1	1	0	0	0	0	0	0	1
31	Aspen Williston	g	0-0	0-0	0-0	0	0	0	0	0	0	0	0	0	1
33	Kyah Watson	g	0-7	0-5	0-0	3	0	3	2	0	2	1	0	3	24
35	Allison Pelpowski	g	0-0	0-0	0-0	0	0	0	0	0	0	0	0	0	1
Team						7	2	9							
Totals			17-65	5-23	8-14	22	11	33	10	47	9	14	0	13	200

1st - FG %: 3-11 27.3% 2nd: 0-21 0.0% 3rd: 8-20 40.0% 4th: 6-13 46.2% Game: 17-65 26.2% Deadball  
3FG %: 0-3 0.0% 0-8 0.0% 3-7 42.9% 2-5 40.0% 5-23 21.7% Rebounds  
FT %: 2-2 100.0% 1-2 50.0% 1-3 33.3% 4-7 57.1% 8-14 57.1%

## Oregon 67 • 14-8,10-7 Pac-12

#	Player		Total		3-Ptr		Rebounds			PF	TP	A				Blk	Stl	Min
			FG-FGA	FG-FGA	FT-FTA	Off	Def	Total	T			P	T	P	T			
01	Nyara Sabally	f	8-12	0-0	1-1	0	5	5	2	17	3	3	2	1			31	
21	Erin Boley	f	9-13	4-6	0-0	1	2	3	1	22	4	2	0	3			36	
32	Sedona Prince	f	5-6	0-0	2-2	1	6	7	5	12	3	1	2	3			26	
11	Taylor Mikesell	g	2-3	1-2	0-0	0	4	4	2	5	0	7	0	1			33	
23	Maddie Scherr	g	1-5	0-1	0-0	1	4	5	2	2	2	4	0	2			25	
03	Taylor Chavez		1-1	1-1	0-0	1	2	3	0	3	2	1	1	0			14	
10	Arielle Wilson		0-0	0-0	0-0	0	0	0	1	0	0	0	0	0			1	
14	Lydia Gioni		0-0	0-0	0-0	1	0	1	3	0	0	1	1	0			6	
22	Kylee Watson		1-1	0-0	0-0	0	0	0	0	2	0	0	0	0			2	
25	Angela Dugalic		0-0	0-0	0-0	0	1	1	0	0	0	1	0	0			6	
33	Sydney Parrish		0-4	0-2	4-4	1	3	4	0	4	1	1	0	1			24	
	Team					1	3	4					2					
	Totals		27-45	6-12	7-7	7	30	37	16	67	15	23	6	11			200	



## INDIVIDUAL GAME-BY-GAME STATS

### #1 NYARA SABALLY

Opponent	FG	3FG	FT	REB	AST	BLK	STL	PTS
Seattle U	3-5	0-0	4-6	6	2	0	0	10
at Portland	4-6	0-0	0-0	7	0	0	0	8
Colorado	9-9	1-1	1-3	10	2	2	1	20
Utah	3-7	0-1	1-2	8	2	4	1	7
at #15 Oregon State	4-8	0-1	0-1	6	4	0	3	8
at Washington	5-8	0-0	3-4	7	2	1	1	13
at Washington State	9-17	0-0	1-3	14	2	2	0	19
USC	5-10	0-0	5-6	6	2	1	2	15
#11 UCLA	4-10	0-1	4-4	8	1	2	1	12
at #1 Stanford	5-13	0-0	0-2	11	1	0	1	10
at California	5-11	0-0	3-5	6	1	1	1	13
at #11 Arizona	6-9	0-0	3-9	7	0	1	1	15
Washington State	2-3	0-0	1-2	8	3	2	0	5
Washington	DNP							
UC Davis	6-12	2-2	1-2	6	2	2	2	15
#10 Arizona	7-10	0-1	3-3	4	2	1	1	17
#6 Stanford	5-13	0-1	2-2	7	1	1	1	12
at #8 UCLA	5-6	1-1	1-3	3	0	1	1	12
at USC	4-7	3-3	0-0	4	3	1	0	11
Oregon State	4-14	0-0	5-6	10	4	1	0	13
vs. Oregon State	6-11	0-1	4-5	8	2	0	1	16
vs. South Dakota	8-12	0-0	1-1	5	3	2	1	17
vs. #10 Georgia	7-14	1-1	0-1	9	3	0	2	15

### #10 ARIELLE WILSON

Opponent	FG	3FG	FT	REB	AST	BLK	STL	PTS
Seattle U	0-0	0-0	0-0	0	1	0	0	0
at Portland	0-0	0-0	0-0	0	0	0	0	0
Colorado	DNP							
Utah	0-1	0-1	0-0	0	0	0	0	0
at #15 Oregon State	DNP							
at Washington	DNP							
at Washington State	DNP							
USC	0-0	0-0	0-0	0	0	0	0	0
#11 UCLA	DNP							
at #1 Stanford	DNP							
at California	0-1	0-1	0-0	0	0	0	0	0
at #11 Arizona	DNP							
Washington State	DNP							
Washington	DNP							
UC Davis	DNP							
#10 Arizona	DNP							
#6 Stanford	DNP							
at #8 UCLA	0-1	0-1	0-0	0	0	0	0	0
at USC	0-0	0-0	0-0	0	0	0	0	0
Oregon State	DNP							
vs. Oregon State	DNP							
vs. South Dakota	DNP							
vs. #10 Georgia	DNP							

### #3 TAYLOR CHAVEZ

Opponent	FG	3FG	FT	REB	AST	BLK	STL	PTS
Seattle U	3-7	0-2	5-5	0	1	1	1	11
at Portland	3-4	1-1	0-0	2	4	0	1	7
Colorado	1-3	0-1	2-2	1	2	0	1	4
Utah	1-1	0-0	0-0	3	1	0	1	2
at #15 Oregon State	2-5	2-3	2-2	2	6	0	2	8
at Washington	0-2	0-1	0-0	1	2	0	0	0
at Washington State	1-3	1-2	0-0	2	0	0	1	3
USC	DNP							
#11 UCLA	DNP							
at #1 Stanford	1-3	1-2	3-4	2	2	0	0	6
at California	6-7	0-1	1-1	0	2	1	1	13
at #11 Arizona	1-2	1-2	2-2	3	1	0	0	5
Washington State	0-5	0-2	1-4	2	2	0	1	1
Washington	0-2	0-0	0-0	2	3	0	0	0
UC Davis	DNP							
#10 Arizona	DNP							
#6 Stanford	DNP							
at #8 UCLA	2-7	2-4	0-0	2	4	0	2	6
at USC	2-8	1-6	0-0	3	1	0	1	5
Oregon State	0-4	0-0	0-0	2	4	0	0	0
vs. Oregon State	1-4	1-3	0-0	2	2	0	1	3
vs. South Dakota	1-1	1-1	0-0	3	2	1	0	3
vs. #10 Georgia	0-0	0-0	0-0	2	0	0	0	0

### #11 TAYLOR MIKESELL

Opponent	FG	3FG	FT	REB	AST	BLK	STL	PTS
Seattle U	9-11	8-10	2-2	3	2	1	0	28
at Portland	4-8	3-6	0-0	2	4	0	0	11
Colorado	2-3	1-1	0-0	1	2	0	0	5
Utah	2-6	1-5	0-0	1	1	1	1	5
at #15 Oregon State	8-12	5-8	0-0	2	4	0	0	21
at Washington	1-7	1-6	0-0	2	0	0	0	3
at Washington State	1-5	1-3	0-0	0	2	0	2	3
USC	6-14	4-11	0-0	1	2	0	0	16
#11 UCLA	1-4	1-3	4-4	1	0	0	0	7
at #1 Stanford	3-12	0-3	0-0	3	1	0	1	6
at California	3-5	1-2	3-3	5	4	0	1	10
at #11 Arizona	0-2	0-2	0-0	1	0	0	0	0
Washington State	3-9	1-5	4-4	3	1	0	0	11
Washington	1-9	1-9	0-0	3	3	0	1	3
UC Davis	2-10	1-5	0-0	5	2	0	0	5
#10 Arizona	2-9	0-3	5-5	1	2	0	1	9
#6 Stanford	5-7	2-3	1-2	3	2	0	0	13
at #8 UCLA	1-5	0-3	0-0	0	0	0	0	2
at USC	3-7	1-5	0-0	3	0	0	0	7
Oregon State	7-16	2-6	0-0	2	3	0	0	16
vs. Oregon State	10-19	2-7	2-2	3	2	0	2	24
vs. South Dakota	2-3	1-2	0-0	4	0	0	1	5
vs. #10 Georgia	3-6	2-4	3-4	5	4	0	1	11

### #4 JAZ SHELLEY

Opponent	FG	3FG	FT	REB	AST	BLK	STL	PTS
Seattle U	0-5	0-5	0-0	3	5	0	0	0
at Portland	0-2	0-2	2-2	1	2	0	1	2
Colorado	2-4	0-2	0-2	3	2	0	1	4
Utah	5-7	1-2	0-1	4	2	0	2	11
at #15 Oregon State	2-8	1-3	0-0	4	3	0	2	5
at Washington	1-4	0-1	0-0	3	4	1	3	2
at Washington State	4-9	3-4	0-0	2	1	0	0	11
USC	5-8	2-4	1-3	3	5	0	2	13
#11 UCLA	1-3	1-3	0-0	0	2	1	1	3
at #1 Stanford	0-3	0-1	0-0	1	2	0	1	0
at California	3-6	0-1	0-0	0	2	0	3	6
at #11 Arizona	2-3	1-1	0-0	3	0	0	0	5
Washington State	2-3	0-0	0-0	1	2	0	0	4
Washington	1-4	1-4	0-0	0	2	0	1	3
UC Davis	1-4	0-1	0-0	1	3	0	0	2
#10 Arizona	0-6	0-1	0-0	3	0	0	1	0
#6 Stanford	2-5	2-5	0-0	0	2	0	2	6
at #8 UCLA	3-8	1-3	0-0	3	1	1	1	7
at USC	1-2	1-2	0-0	0	0	0	0	3
Oregon State	0-1	0-0	0-0	0	1	1	0	0
vs. Oregon State	0-2	0-0	0-0	2	0	0	0	0
vs. South Dakota	DNP							
vs. #10 Georgia	DNP							

### #12 TE-HINA PAOPOAO

Opponent	FG	3FG	FT	REB	AST	BLK	STL	PTS
Seattle U	2-4	1-2	0-0	4	7	0	4	5
at Portland	1-4	1-3	0-0	3	5	1	0	3
Colorado	4-10	3-6	2-2	3	4	0	2	13
Utah	7-11	1-4	2-2	2	4	0	0	17
at #15 Oregon State	9-15	4-5	0-0	2	3	0	1	22
at Washington	4-9	2-6	2-2	0	5	0	2	12
at Washington State	2-8	0-2	0-0	1	5	0	0	4
USC	6-14	1-6	1-2	3	5	1	2	14
#11 UCLA	8-14	3-6	0-0	2	4	0	1	19
at #1 Stanford	5-9	2-3	0-0	3	1	0	2	12
at California	5-8	3-6	0-0	3	7	0	0	13
at #11 Arizona	2-9	0-3	0-0	1	2	0	1	4
Washington State	4-13	0-3	0-0	6	6	0	1	8
Washington	4-11	2-4	0-0	4	6	2	3	10
UC Davis	1-6	0-2	1-2	3	2	0	3	3
#10 Arizona	4-16	1-4	0-0	2	5	0	2	9
#6 Stanford	4-7	3-5	0-0	9	4	0	1	11
at #8 UCLA	4-7	3-5	0-0	3	1	0	1	11
at USC	2-5	0-1	0-0	7	8	1	1	4
Oregon State	DNP							
vs. Oregon State	DNP							
vs. South Dakota	DNP							
vs. #10 Georgia	DNP							



Taylor Mikesell erupted onto the scene with a career-high 28 points on 8-of-10 three-point shooting in her Oregon debut on Nov. 28 vs. Seattle, and she balled out with 24 points and a career-high 10 field goals in the Pac-12 Tournament quarterfinals vs. Oregon State while surpassing 1,000 points for her collegiate career.



## INDIVIDUAL GAME-BY-GAME STATS

## #14 LYDIA GIOMI

Opponent	FG	3FG	FT	REB	AST	BLK	STL	PTS
Seattle U	6-8	0-0	3-6	13	0	0	1	15
at Portland	1-1	0-0	1-2	0	0	0	1	3
Colorado	1-3	0-0	0-0	2	0	0	1	2
Utah	2-2	0-0	0-2	1	0	0	0	4
at #15 Oregon State	0-1	0-0	1-2	2	0	0	0	1
at Washington	0-1	0-0	2-2	2	0	0	0	2
at Washington State	0-0	0-0	0-0	0	0	0	0	0
USC	3-4	0-0	0-0	4	0	1	1	6
#11 UCLA	0-0	0-0	1-2	1	0	1	0	1
at #1 Stanford	0-0	0-0	0-0	0	0	0	0	0
at California	3-3	0-0	0-0	1	1	0	0	6
at #11 Arizona	0-1	0-0	0-0	0	0	1	0	0
Washington State	0-0	0-0	0-0	0	0	0	0	0
Washington	5-5	0-0	1-2	10	1	1	0	11
UC Davis	0-1	0-0	0-2	6	0	0	0	0
#10 Arizona	3-3	0-0	0-0	3	1	0	0	6
#6 Stanford	2-4	0-0	0-0	4	0	0	0	4
at #8 UCLA	0-0	0-0	0-0	0	0	0	0	0
at USC	0-0	0-0	0-0	0	0	0	0	0
Oregon State	1-3	0-0	2-2	1	0	0	0	4
vs. Oregon State	0-0	0-0	0-0	1	0	0	0	0
vs. South Dakota	0-0	0-0	0-0	1	0	1	0	0
vs. #10 Georgia	0-0	0-0	0-0	1	0	0	0	0

## #23 MADDIE SCHERR

Opponent	FG	3FG	FT	REB	AST	BLK	STL	PTS
Seattle U	3-5	1-2	2-2	4	0	0	2	9
at Portland	0-2	0-1	2-2	2	3	1	2	2
Colorado	1-2	1-1	0-0	1	1	0	0	3
Utah	0-3	0-1	1-2	4	2	0	2	1
at #15 Oregon State	0-0	0-0	0-0	1	1	0	0	0
at Washington	2-2	0-0	0-0	1	2	0	1	4
at Washington State	0-0	0-0	2-2	2	0	0	1	2
USC	2-5	0-2	0-0	3	3	0	3	4
#11 UCLA	2-3	1-1	0-0	0	3	0	0	5
at #1 Stanford	1-4	1-2	0-0	1	1	0	2	3
at California	3-7	1-3	0-0	5	6	0	1	7
at #11 Arizona	1-2	0-1	0-0	2	0	0	0	2
Washington State	0-1	0-0	0-0	0	0	0	0	0
Washington	0-4	0-2	2-2	1	3	0	2	2
UC Davis			DNP					
#10 Arizona			DNP					
#6 Stanford	0-0	0-0	0-0	0	0	0	0	0
at #8 UCLA	0-3	0-1	1-2	3	1	0	0	1
at USC	0-1	0-0	1-2	0	0	0	0	1
Oregon State	1-1	1-1	0-0	3	0	0	2	3
vs. Oregon State	0-3	0-0	0-0	1	1	0	2	0
vs. South Dakota	1-5	0-1	0-0	5	2	0	2	2
vs. #10 Georgia	0-4	0-0	0-0	2	6	1	3	0

## #33 SYDNEY PARRISH

Opponent	FG	3FG	FT	REB	AST	BLK	STL	PTS
Seattle U	2-7	0-2	3-3	4	1	1	2	7
at Portland	3-6	0-3	2-2	2	1	1	1	8
Colorado	1-2	0-1	0-0	3	0	1	0	2
Utah	5-9	1-3	1-2	4	1	0	1	12
at #15 Oregon State	0-2	0-2	0-0	2	0	0	0	0
at Washington	7-12	4-8	0-0	3	0	0	1	18
at Washington State	1-2	1-2	0-0	1	0	2	0	3
USC			DNP					
#11 UCLA	0-1	0-1	0-0	2	0	0	2	0
at #1 Stanford	5-11	3-7	1-1	2	0	1	3	14
at California	0-5	0-1	2-2	6	0	1	0	2
at #11 Arizona	2-8	1-2	2-2	7	1	0	1	7
Washington State	1-3	1-2	0-0	2	2	0	0	3
Washington	4-8	3-6	1-1	2	0	0	2	12
UC Davis	2-8	0-2	3-4	4	0	0	1	7
#10 Arizona	1-10	1-4	0-0	4	1	1	0	3
#6 Stanford	2-6	1-3	0-0	0	1	0	1	5
at #8 UCLA	2-6	1-3	2-2	2	2	0	1	7
at USC	5-9	4-6	3-4	2	3	0	4	17
Oregon State	0-6	0-1	0-0	1	1	0	1	0
vs. Oregon State	1-1	1-1	2-2	0	0	0	0	5
vs. South Dakota	0-4	0-2	4-4	4	1	0	1	4
vs. #10 Georgia	0-2	0-2	0-0	2	0	0	0	0

## #21 ERIN BOLEY

Opponent	FG	3FG	FT	REB	AST	BLK	STL	PTS
Seattle U	4-9	0-4	0-1	3	0	0	0	8
at Portland	11-17	2-3	1-1	9	2	0	2	25
Colorado	5-11	4-8	3-4	6	0	0	0	17
Utah	7-11	2-3	1-1	5	3	0	3	17
at #15 Oregon State	2-9	0-2	0-0	7	0	0	0	4
at Washington	1-8	1-4	2-2	2	0	1	0	5
at Washington State	6-9	5-5	1-2	4	1	1	2	18
USC	5-7	3-5	0-0	8	0	0	0	13
#11 UCLA	4-10	1-6	1-1	3	0	0	1	10
at #1 Stanford	5-8	0-0	0-0	5	1	0	2	10
at California	5-12	1-5	0-0	6	0	0	1	11
at #11 Arizona	0-1	0-0	0-0	1	0	0	0	0
Washington State	1-6	0-1	4-4	6	0	0	0	6
Washington			DNP					
UC Davis	7-13	2-5	1-1	8	1	1	1	17
#10 Arizona	1-4	0-0	0-0	1	0	0	0	2
#6 Stanford	2-5	1-3	2-2	3	1	0	2	7
at #8 UCLA	1-4	0-1	0-0	1	0	0	1	2
at USC	5-10	2-5	1-2	8	2	0	1	13
Oregon State	7-11	1-2	1-1	4	1	0	0	16
vs. Oregon State	2-7	0-3	0-0	6	2	0	2	4
vs. South Dakota	9-13	4-6	0-0	3	4	0	3	22
vs. #10 Georgia	3-8	2-3	1-2	3	1	0	2	9

## #25 ANGELA DUGALIC

Opponent	FG	3FG	FT	REB	AST	BLK	STL	PTS
Seattle U	2-7	0-4	0-0	3	0	0	0	4
at Portland	1-3	0-0	0-0	2	0	0	1	2
Colorado	2-4	0-1	0-0	5	0	0	0	4
Utah	3-5	1-2	2-2	9	1	0	0	9
at #15 Oregon State	2-5	0-0	0-0	6	0	0	0	4
at Washington	3-6	0-2	0-0	7	1	0	3	6
at Washington State	1-1	0-0	0-0	2	1	1	0	2
USC	0-3	0-1	0-0	9	1	1	0	0
#11 UCLA	6-10	0-1	1-2	9	1	1	1	13
at #1 Stanford	1-3	0-1	0-0	4	0	0	0	2
at California	3-7	1-1	0-0	6	2	1	0	7
at #11 Arizona	1-5	0-0	0-0	4	1	0	0	2
Washington State	3-4	0-1	0-0	7	0	0	0	6
Washington	5-7	0-1	2-2	8	1	0	0	12
UC Davis	0-1	0-1	0-0	1	0	1	0	0
#10 Arizona	1-5	1-2	0-0	5	3	1	1	3
#6 Stanford	0-1	0-0	0-0	1	0	0	0	0
at #8 UCLA	1-5	1-2	0-0	2	3	0	1	3
at USC	0-0	0-0	0-0	1	0	0	0	0
Oregon State	1-1	1-1	0-0	3	1	1	0	3
vs. Oregon State	0-1	0-0	0-0	1	0	0	0	0
vs. South Dakota	0-0	0-0	0-0	1	0	0	0	0
vs. #10 Georgia	0-0	0-0	0-0	0	0	0	0	0

## #22 KYLEE WATSON

Opponent	FG	3FG	FT	REB	AST	BLK	STL	PTS
Seattle U	1-2	0-0	0-0	4	1	0	0	2
at Portland	0-2	0-0	1-6	1	0	0	0	1
Colorado	1-2	0-0	0-1	2	0	1	0	2
Utah	0-0	0-0	0-2	2	0	1	0	0
at #15 Oregon State	0-1	0-0	2-2	1	1	0	0	2
at Washington	0-0	0-0	0-0	1	0	1	0	0
at Washington State			DNP					
USC	4-5	0-0	3-5	0	0	0	1	11
#11 UCLA	0-1	0-0	1-2	0	0	1	0	1
at #1 Stanford	0-0	0-0	0-0	1	0	0	0	0
at California	6-8	0-0	0-1	3	1	2	2	12
at #11 Arizona	0-2	0-0	0-0	3	0	1	0	0
Washington State			DNP					
Washington			DNP					
UC Davis	1-1	0-0	0-0	0	0	0	0	2
#10 Arizona	0-1	0-0	0-2	1	0	0	0	0
#6 Stanford			DNP					
at #8 UCLA	0-0	0-0	0-0	0	0	0	0	0
at USC	0-0	0-0	0-0	1	1	2	0	0
Oregon State			DNP					
vs. Oregon State	2-3	0-0	0-0	1	0	0	0	4
vs. South Dakota	1-1	0-0	0-0	0	0	0	0	0
vs. #10 Georgia			DNP					

## #32 SEDONA PRINCE

Opponent	FG	3FG	FT	REB	AST	BLK	STL	PTS
Seattle U	8-11	0-0	1-1	6	2	1	1	17
at Portland	5-9	0-1	3-3	7	2	1	0	13
Colorado	2-9	0-0	2-3	3	2	2	0	6
Utah			DNP					
at #15 Oregon State	2-4	0-0	0-0	2	3	1	0	4
at Washington	4-8	0-0	0-0	2	1	1	0	8
at Washington State	2-3	0-0	0-0	2	1	1	0	4
USC			DNP					
#11 UCLA			DNP					
at #1 Stanford			DNP					
at California			DNP					
at #11 Arizona	0-2	0-0	1-2	5	1	1	0	1
Washington State	7-12	0-0	0-0	6	1	1	0	14
Washington	7-12	0-0	2-4	7	2	5	1	16
UC Davis	5-6	0-0	2-2	3	1	1	1	12
#10 Arizona	4-7	0-0	2-2	3	0	1	0	10
#6 Stanford	1-6	1-1	0-0	1	1	0	1	3
at #8 UCLA	1-4	0-1	3-3	0	1	1	1	5
at USC	5-7	0-0	1-2	5	0	1	1	11
Oregon State	9-15	1-1	3-4	5	2	2	1	22
vs. Oregon State	4-9	0-1	0-0	3	0	0	0	8
vs. South Dakota	5-6	0-0	2-2	7	3	2	3	12
vs. #10 Georgia	9-14	0-2	4-5	5	1	4	2	22



Freshman **SYDNEY PARRISH** has been a valuable weapon off the bench with five double-figure scoring performances, including 18 points at Washington on Dec. 19 and 17 at USC on Feb. 21. Parrish was the Pac-12 freshman of the week on Dec. 21.





## #1 NYARA SABALLY



### CAREER HIGHS

Category	Stat	Opponent	Date
Points	20	Colorado	12/4/20
Rebounds	14	at Washington State	12/21/20
Assists	4	2x, last vs. Oregon State	2/28/21
Steals	3	at #15 Oregon State	12/13/20
Blocks	4	Utah	12/6/20
FG Made	9	2x, last at WSU	12/21/20
FG Attempts	17	at Washington State	12/21/20
3FG Made	3	at USC	2/21/21
3FG Attempts	3	at USC	2/21/21
FT Made	5	Oregon State	2/28/21
FT Attempts	9	at #11 Arizona	1/14/21

### 2020-21 SEASON HIGHS

Category	Stat	Opponent	Date
Points	Same		
Rebounds	Same		
Assists	Same		
Steals	Same		
Blocks	Same		
FG Made	Same		
FG Attempts	Same		
3FG Made	Same		
3FG Attempts	Same		
FT Made	Same		
FT Attempts	Same		

			Minutes		Field Goals			3-Point			Free-Throws			Rebounds				Assists						Points		
	GP	GS	MIN	AVG	FG	FGA	PCT	FG	FGA	PCT	FT	FTA	PCT	OFF	DEF	TOT	AVG	PF	FO	AST	AST/G	T/O	BLK	STL	PTS	AVG
2018-19														MEDICAL REDSHIRT SEASON												
2019-20														MISSED SEASON WITH INJURY												
2020-21	22	20	536	24.4	116	215	.540	8	14	.571	43	70	.614	59	101	160	7.3	43	1	42	1.9	56	24	22	283	12.9
TOTAL	22	20	536	24.4	116	215	.540	8	14	.571	43	70	.614	59	101	160	7.3	43	1	42	1.9	56	24	22	283	12.9

MEDICAL REDSHIRT SEASON  
MISSED SEASON WITH INJURY

## #3 TAYLOR CHAVEZ



### CAREER HIGHS

Category	Stat	Opponent	Date
Points	25	vs. Utah State	11/13/19
Rebounds	5	vs. Kansas State	12/21/19
Assists	6	2x, last at #15 Oregon State	12/13/20
Steals	6	at USC	1/11/19
Blocks	1	11x, last at California	1/10/21
FG Made	9	vs. Utah State	11/13/19
FG Attempts	14	vs. #12 Arizona	2/7/20
3FG Made	6	vs. Utah State	11/13/19
3FG Attempts	9	2x, last vs. UT Arlington	11/29/19
FT Made	5	Seattle U	11/28/20
FT Attempts	5	Seattle U	11/28/20

### 2020-21 SEASON HIGHS

Category	Stat	Opponent	Date
Points	13	at California	1/10/21
Rebounds	3	3x, last vs. South Dakota	3/22/21
Assists	6	at #15 Oregon State	12/13/20
Steals	2	2x, last at #8 UCLA	2/19/21
Blocks	1	2x, last at California	1/10/21
FG Made	6	at California	1/10/21
FG Attempts	8	at USC	2/21/21
3FG Made	2	2x, last at #8 UCLA	2/19/21
3FG Attempts	6	at USC	2/21/21
FT Made	5	Seattle U	11/28/20
FT Attempts	5	Seattle U	11/28/20

			Minutes		Field Goals			3-Point			Free-Throws			Rebounds				Assists							Points	
	GP	GS	MIN	AVG	FG	FGA	PCT	FG	FGA	PCT	FT	FTA	PCT	OFF	DEF	TOT	AVG	PF	FO	AST	AST/G	T/O	BLK	STL	PTS	AVG
2018-19	28	0	516	18.4	45	117	.385	23	63	.365	12	14	.857	5	31	36	1.3	40	1	45	1.6	17	7	33	125	4.5
2019-20	32	3	635	19.8	76	153	.497	45	95	.474	11	15	.733	16	40	56	1.8	42	1	27	0.8	23	2	34	208	6.5
2020-21	18	9	340	18.9	25	68	.368	11	31	.355	16	20	.800	5	29	34	1.9	23	0	39	2.2	18	3	13	77	4.3
<b>TOTAL</b>	<b>78</b>	<b>12</b>	<b>1491</b>	<b>19.1</b>	<b>146</b>	<b>338</b>	<b>.432</b>	<b>79</b>	<b>189</b>	<b>.418</b>	<b>39</b>	<b>49</b>	<b>.796</b>	<b>26</b>	<b>100</b>	<b>126</b>	<b>1.6</b>	<b>105</b>	<b>2</b>	<b>111</b>	<b>1.4</b>	<b>58</b>	<b>12</b>	<b>80</b>	<b>410</b>	<b>5.3</b>

## #4 JAZ SHELLEY



### CAREER HIGHS

Category	Stat	Opponent	Date
Points	32	vs. UC Riverside	12/16/19
Rebounds	4	Utah	12/6/20
Assists	4	at California	2/21/20
Steals	3	5x, last at California	1/10/21
Blocks	1	6x, last vs. Oregon State	2/28/21
FG Made	10	vs. UC Riverside	12/16/19
FG Attempts	16	vs. UC Riverside	12/16/19
3FG Made	10	vs. UC Riverside	12/16/19
3FG Attempts	14	vs. UC Riverside	12/16/19
FT Made	5	2x, last vs. Washington	3/1/20
FT Attempts	6	2x, last vs. Washington	3/1/20

### 2020-21 SEASON HIGHS

Category	Stat	Opponent	Date
Points	13	USC	1/1/21
Rebounds	4	2x, last at #15 Oregon State	12/13/20
Assists	5	2x, last vs. USC	1/1/21
Steals	3	2x, last at California	1/10/21
Blocks	1	4x, last vs. Oregon State	2/28/21
FG Made	5	2x, last vs. USC	1/1/21
FG Attempts	9	at Washington State	12/21/20
3FG Made	3	at Washington State	12/21/20
3FG Attempts	5	2x, last vs. #6 Stanford	2/15/21
FT Made	2	at Portland	11/30/20
FT Attempts	3	USC	1/1/21

			Minutes		Field Goals			3-Point			Free-Throws			Rebounds				Assists				Points				
	GP	GS	MIN	AVG	FG	FGA	PCT	FG	FGA	PCT	FT	FTA	PCT	OFF	DEF	TOT	AVG	PF	FO	AST	AST/G	T/O	BLK	STL	PTS	AVG
2019-20	33	1	584	17.7	71	167	.425	47	112	.420	20	32	.625	12	21	33	1.0	24	0	50	1.5	24	2	23	209	6.3
2020-21	21	11	382	18.2	35	97	.361	14	45	.311	3	8	.375	11	26	37	1.8	28	0	41	2.0	25	4	21	87	4.1
TOTAL	54	12	966	17.9	106	264	.402	61	157	.389	23	40	.575	23	47	70	1.3	52	0	91	1.7	49	6	44	296	5.5



## #10 ARIELLE WILSON



## CAREER HIGHS

Category	Stat	Opponent	Date
Points	0		
Rebounds	0	Seattle U	11/28/20
Assists	1	Seattle U	11/28/20
Steals	0		
Blocks	0		
FG Made	0		
FG Attempts	1	3x, last at #8 UCLA	2/19/21
3FG Made	0		
3FG Attempts	1	3x, last at #8 UCLA	2/19/21
FT Made	0		
FT Attempts	0		

## 2020-21 SEASON HIGHS

Category	Stat	Opponent	Date
Points	Same		
Rebounds	Same		
Assists	Same		
Steals	Same		
Blocks	Same		
FG Made	Same		
FG Attempts	Same		
3FG Made	Same		
3FG Attempts	Same		
FT Made	Same		
FT Attempts	Same		

			Minutes		Field Goals			3-Point			Free-Throws			Rebounds				Assists					Points			
	GP	GS	MIN	AVG	FG	FGA	PCT	FG	FGA	PCT	FT	FTA	PCT	OFF	DEF	TOT	AVG	PF	FO	AST	AST/G	T/O	BLK	STL	PTS	AVG
2020-21	7	0	16	2.3	0	3	.000	0	3	.000	0	0	.000	0	0	0	0.0	2	0	1	0.1	0	0	0	0	0.0
TOTAL	7	0	16	2.3	0	3	.000	0	3	.000	0	0	.000	0	0	0	0.0	2	0	1	0.1	0	0	0	0	0.0

## #11 TAYLOR MIKESSELL



## CAREER HIGHS

Category	Stat	Opponent	Date
Points	28	Seattle U	11/28/20
Rebounds	7	at Delaware	12/20/18
Assists	8	Indiana	1/20/20
Steals	3	8x, last vs. Purdue	3/6/20
Blocks	3	vs. Michigan	3/9/19
FG Made	10	vs. Oregon State	3/4/21
FG Attempts	19	vs. Oregon State	3/4/21
3FG Made	8	Seattle U	11/28/20
3FG Attempts	14	vs. Purdue	3/6/20
FT Made	8	Illinois	3/2/19
FT Attempts	8	Illinois	3/2/19

## 2020-21 SEASON HIGHS

Category	Stat	Opponent	Date
Points	28	Seattle U	11/28/20
Rebounds	5	2x, last vs. UC Davis	2/6/21
Assists	4	3x, last at California	1/10/21
Steals	2	2x, last vs. Oregon State	3/4/21
Blocks	1	2x, last vs. Utah	12/6/20
FG Made	10	vs. Oregon State	3/4/21
FG Attempts	19	vs. Oregon State	3/4/21
3FG Made	8	Seattle U	11/28/20
3FG Attempts	11	USC	1/1/21
FT Made	5	#10 Arizona	2/8/21
FT Attempts	5	#10 Arizona	2/8/21

			Minutes		Field Goals			3-Point			Free-Throws			Rebounds				Assists					Points			
	GP	GS	MIN	AVG	FG	FGA	PCT	FG	FGA	PCT	FT	FTA	PCT	OFF	DEF	TOT	AVG	PF	FO	AST	AST/G	T/O	BLK	STL	PTS	AVG
2018-19*	34	34	1180	34.7	159	377	.422	95	231	.411	43	50	.860	9	110	119	3.5	42	0	113	3.3	88	6	27	456	13.4
2019-20*	32	32	952	29.8	124	306	.405	90	212	.425	21	23	.913	7	72	79	2.5	23	0	75	2.3	61	6	45	359	11.2
2020-21	23	19	561	24.4	79	189	.418	39	112	.348	24	26	.923	2	52	54	2.3	24	0	41	1.8	28	2	11	221	9.6
OREGON	23	19	561	24.4	79	189	.418	39	112	.348	24	26	.923	2	52	54	2.3	24	0	41	1.8	28	2	11	221	9.6
TOTAL	89	85	2691	30.2	362	872	.415	224	555	.404	88	99	.889	18	234	252	2.8	89	0	229	2.9	177	14	83	1036	11.6

\*Played 2018-19 and 2019-20 seasons at Maryland before coming to Oregon

## #12 TE-HINA PAOPAO



## CAREER HIGHS

Category	Stat	Opponent	Date
Points	22	at #15 Oregon State	12/13/20
Rebounds	9	#6 Stanford	2/15/21
Assists	8	at USC	2/21/21
Steals	4	Seattle U	11/28/20
Blocks	2	Washington	1/24/21
FG Made	9	at #15 Oregon State	12/13/20
FG Attempts	16	#10 Arizona	2/8/21
3FG Made	4	at #15 Oregon State	12/13/20
3FG Attempts	6	5x, last at California	1/10/21
FT Made	2	3x, last at Washington	12/19/20
FT Attempts	2	5x, last vs. UC Davis	2/6/21

## 2020-21 SEASON HIGHS

Category	Stat	Opponent	Date
Points	Same		
Rebounds	Same		
Assists	Same		
Steals	Same		
Blocks	Same		
FG Made	Same		
FG Attempts	Same		
3FG Made	Same		
3FG Attempts	Same		
FT Made	Same		
FT Attempts	Same		

			Minutes		Field Goals			3-Point			Free-Throws			Rebounds				Assists							Points	
	GP	GS	MIN	AVG	FG	FGA	PCT	FG	FGA	PCT	FT	FTA	PCT	OFF	DEF	TOT	AVG	PF	FO	AST	AST/G	T/O	BLK	STL	PTS	AVG
2020-21	19	19	540	28.4	78	180	.433	30	76	.395	8	10	.800	14	47	61	3.2	27	0	84	4.4	35	5	27	194	10.2
TOTAL	19	19	540	28.4	78	180	.433	30	76	.395	8	10	.800	14	47	61	3.2	27	0	84	4.4	35	5	27	194	10.2



## CAREER HIGHS

Category	Stat	Opponent	Date
Points	18	vs. Northeastern	11/11/19
Rebounds	13	Seattle U	11/28/20
Assists	2	vs. Colorado	1/3/20
Steals	3	vs. Colorado	1/3/20
Blocks	3	2x, last at California	2/21/20
FG Made	8	vs. Northeastern	11/11/19
FG Attempts	10	vs. Northeastern	11/11/19
3FG Made	0		
3FG Attempts	0		
FT Made	4	vs. Buffalo	11/18/18
FT Attempts	6	2x, last vs. Seattle U	11/28/20

## 2020-21 SEASON HIGHS

Category	Stat	Opponent	Date
Points	15	Seattle U	11/28/20
Rebounds	13	Seattle U	11/28/20
Assists	1	2x, last vs. Washington	1/24/21
Steals	1	4x, last vs. USC	1/1/21
Blocks	1	5x, last vs. South Dakota	3/22/21
FG Made	6	Seattle U	11/28/20
FG Attempts	8	Seattle U	11/28/20
3FG Made	0		
3FG Attempts	0		
FT Made	3	Seattle U	11/28/20
FT Attempts	6	Seattle U	11/28/20

	GP GS		Minutes		Field Goals			3-Point			Free-Throws			Rebounds				Assists					Points			
			MIN	AVG	FG	FGA	PCT	FG	FGA	PCT	FT	FTA	PCT	OFF	DEF	TOT	AVG	PF	FO	AST	AST/G	T/O			BLK	STL
2016-17	7	0	50	7.1	3	13	.231	0	0	.000	1	8	.125	5	2	7	1.0	6	0	0	0.0	6	0	1	7	1.0
2017-18	20	0	109	5.5	11	16	.688	0	0	.000	1	3	.333	12	18	30	1.5	15	0	2	0.1	4	7	4	23	1.2
2018-19	36	0	324	9.0	26	49	.531	0	0	.000	11	21	.524	39	37	76	2.1	42	0	7	0.2	18	9	2	63	1.8
2019-20	31	0	332	10.7	39	65	.600	0	0	.000	23	31	.742	34	36	70	2.3	40	0	10	0.3	16	8	13	101	3.3
2020-21	23	0	211	9.2	27	40	.675	0	0	.000	11	22	.500	29	24	53	2.3	21	0	2	0.1	9	5	4	65	2.8
TOTAL	117	0	1026	8.8	106	183	.579	0	0	.000	47	85	.553	119	117	236	2.0	124	0	21	0.2	53	29	24	259	2.2



## CAREER HIGHS

Category	Stat	Opponent	Date
Points	32	vs. USC	2/24/19
Rebounds	9	2x, last at Portland	11/30/20
Assists	4	3x, last vs. South Dakota	3/22/21
Steals	4	vs. California	1/19/20
Blocks	1	7x, last vs. UC Davis	2/6/21
FG Made	11	3x, last at Portland	11/30/20
FG Attempts	19	vs. Syracuse	11/10/18
3FG Made	9	at Washington	1/27/19
3FG Attempts	13	at Washington	1/27/19
FT Made	4	3x, last vs. Washington State	1/22/21
FT Attempts	4	7x, last vs. Washington State	1/22/21

## 2020-21 SEASON HIGHS

Category	Stat	Opponent	Date
Points	25	at Portland	11/30/20
Rebounds	9	at Portland	11/30/20
Assists	4	vs. South Dakota	3/22/21
Steals	3	2x, last vs. South Dakota	3/22/21
Blocks	1	3x, last vs. UC Davis	2/6/21
FG Made	11	at Portland	11/30/20
FG Attempts	17	at Portland	11/30/20
3FG Made	5	at Washington State	12/21/20
3FG Attempts	8	Colorado	12/4/20
FT Made	4	Washington State	1/22/21
FT Attempts	4	2x, last vs. Washington State	1/22/21

			Minutes		Field Goals			3-Point			Free-Throws			Rebounds				Assists							Points		
	GP	GS	MIN	AVG	FG	FGA	PCT	FG	FGA	PCT	FT	FTA	PCT	OFF	DEF	TOT	AVG	PF	FO	AST	AST/G	T/O	BLK	STL	PTS	AVG	
2016-17*	37	10	555	15.0	84	199	.422	47	119	.395	24	27	.889	28	76	104	2.8	31	0	24	0.6	29	0	17	239	6.5	
2017-18	REDSHIRT SEASON																										
2018-19	38	38	1068	28.1	173	380	.455	108	251	.430	18	19	.947	34	98	132	3.5	59	1	41	1.1	35	2	20	472	12.4	
2019-20	33	33	808	24.5	108	240	.450	78	177	.441	9	12	.750	1	66	67	2.0	45	0	24	0.7	16	2	25	303	9.2	
2020-21	22	22	547	24.9	93	193	.482	31	74	.419	19	24	.792	34	68	102	4.6	22	0	19	0.9	19	3	22	236	10.7	
Oregon	93	93	2423	26.1	374	813	.460	217	502	.432	46	55	.836	69	232	301	3.2	126	0	84	0.9	70	7	67	1011	10.9	
Career	130	103	2973	22.9	458	1012	.453	264	621	.425	70	82	.854	97	308	405	3.1	157	1	108	0.8	99	7	84	1250	9.6	

\*Played 2016-17 season at Notre Dame before coming to Oregon



## #22 KYLEE WATSON



### CAREER HIGHS

Category	Stat	Opponent	Date
Points	12	at California	1/10/21
Rebounds	4	Seattle U	11/28/20
Assists	1	3x, last at California	1/10/21
Steals	2	at California	1/10/21
Blocks	2	2x, last at USC	2/21/21
FG Made	6	at California	1/10/21
FG Attempts	8	at California	1/10/21
3FG Made	0		
3FG Attempts	0		
FT Made	3	USC	1/1/21
FT Attempts	6	at Portland	11/30/20

### 2020-21 SEASON HIGHS

Category	Stat	Opponent	Date
Points	Same		
Rebounds	Same		
Assists	Same		
Steals	Same		
Blocks	Same		
FG Made	Same		
FG Attempts	Same		
3FG Made	Same		
3FG Attempts	Same		
FT Made	Same		
FT Attempts	Same		

			Minutes		Field Goals			3-Point			Free-Throws			Rebounds				Assists							Points	
	GP	GS	MIN	AVG	FG	FGA	PCT	FG	FGA	PCT	FT	FTA	PCT	OFF	DEF	TOT	AVG	PF	FO	AST	AST/G	T/O	BLK	STL	PTS	AVG
2020-21	17	0	141	8.3	16	29	.552	0	0	.000	7	21	.333	3	18	21	1.2	22	0	4	0.2	12	9	3	39	2.3
TOTAL	17	0	141	8.3	16	29	.552	0	0	.000	7	21	.333	3	18	21	1.2	22	0	4	0.2	12	9	3	39	2.3

## #23 MADDIE SCHERR



### CAREER HIGHS

Category	Stat	Opponent	Date
Points	9	Seattle U	11/28/20
Rebounds	5	2x, last vs. South Dakota	3/22/21
Assists	6	at California	1/10/21
Steals	3	USC	1/1/21
Blocks	1	at Portland	11/30/20
FG Made	3	2x, last at California	1/10/21
FG Attempts	7	at California	1/10/21
3FG Made	1	6x, last vs. Oregon State	2/28/21
3FG Attempts	3	at California	1/10/21
FT Made	2	4x, last vs. Washington	1/24/21
FT Attempts	2	7x, last at USC	2/21/21

### 2020-21 SEASON HIGHS

Category	Stat	Opponent	Date
Points	Same		
Rebounds	Same		
Assists	Same		
Steals	Same		
Blocks	Same		
FG Made	Same		
FG Attempts	Same		
3FG Made	Same		
3FG Attempts	Same		
FT Made	Same		
FT Attempts	Same		

			Minutes		Field Goals			3-Point			Free-Throws			Rebounds				Assists					Points			
	GP	GS	MIN	AVG	FG	FGA	PCT	FG	FGA	PCT	FT	FTA	PCT	OFF	DEF	TOT	AVG	PF	FO	AST	AST/G	T/O	BLK	STL	PTS	AVG
2020-21	21	3	325	15.5	17	58	.293	6	19	.316	11	14	.786	16	25	41	2.0	31	0	35	1.7	27	2	25	51	2.4
TOTAL	21	3	325	15.5	17	58	.293	6	19	.316	11	14	.786	16	25	41	2.0	31	0	35	1.7	27	2	25	51	2.4

## #25 ANGELA DUGALIC



### CAREER HIGHS

Category	Stat	Opponent	Date
Points	13	#11 UCLA	1/3/21
Rebounds	9	3x, last vs. #11 UCLA	1/3/21
Assists	3	#10 Arizona	2/8/21
Steals	3	at Washington	12/19/20
Blocks	1	7x, last vs. Oregon State	2/28/21
FG Made	6	#11 UCLA	1/3/21
FG Attempts	10	#11 UCLA	1/3/21
3FG Made	1	5x, last vs. Oregon State	2/28/21
3FG Attempts	4	Seattle U	11/28/20
FT Made	2	2x, last vs. Washington	1/24/21
FT Attempts	2	3x, last vs. Washington	1/24/21

### 2020-21 SEASON HIGHS

Category	Stat	Opponent	Date
Points	Same		
Rebounds	Same		
Assists	Same		
Steals	Same		
Blocks	Same		
FG Made	Same		
FG Attempts	Same		
3FG Made	Same		
3FG Attempts	Same		
FT Made	Same		
FT Attempts	Same		

			Minutes		Field Goals			3-Point			Free-Throws			Rebounds				Assists					Points			
	GP	GS	MIN	AVG	FG	FGA	PCT	FG	FGA	PCT	FT	FTA	PCT	OFF	DEF	TOT	AVG	PF	FO	AST	AST/G	T/O	BLK	STL	PTS	AVG
2020-21	23	1	283	12.3	36	84	.429	5	21	.238	5	6	.833	22	74	96	4.2	19	0	17	0.7	19	7	7	82	3.6
TOTAL	23	1	283	12.3	36	84	.429	5	21	.238	5	6	.833	22	74	96	4.2	19	0	17	0.7	19	7	7	82	3.6

## #32 SEDONA PRINCE



### CAREER HIGHS

Category	Stat	Opponent	Date
Points	22	2x, last vs. #10 Georgia	3/24/21
Rebounds	7	3x, last vs. South Dakota	3/22/21
Assists	3	2x, last vs. South Dakota	3/22/21
Steals	3	vs. South Dakota	3/22/21
Blocks	5	Washington	1/24/21
FG Made	9	2x, last vs. #10 Georgia	3/24/21
FG Attempts	15	Oregon State	2/28/21
3FG Made	1	2x, last vs. Oregon State	2/28/21
3FG Attempts	1	4x, last vs. Oregon State	2/28/21
FT Made	3	3x, last vs. Oregon State	2/28/21
FT Attempts	4	2x, last vs. Oregon State	2/28/21

### 2020-21 SEASON HIGHS

Category	Stat	Opponent	Date
Points		Same	
Rebounds		Same	
Assists		Same	
Steals		Same	
Blocks		Same	
FG Made		Same	
FG Attempts		Same	
3FG Made		Same	
3FG Attempts		Same	
FT Made		Same	
FT Attempts		Same	

	GP GS		Minutes		Field Goals			3-Point			Free-Throws			Rebounds				Assists				Points				
			MIN	AVG	FG	FGA	PCT	FG	FGA	PCT	FT	FTA	PCT	OFF	DEF	TOT	AVG	PF	FO	AST	AST/G			T/O	BLK	STL
2018-19	MEDICAL REDSHIRT SEASON AT TEXAS																									
2019-20	SAT OUT DUE TO NCAA TRANSFER RULES																									
2020-21	18	9	353	19.6	80	144	.556	2	7	.286	26	33	.788	19	53	72	4.0	49	1	24	1.3	16	26	12	188	10.4
TOTAL	18	9	353	19.6	80	144	.556	2	7	.286	26	33	.788	19	53	72	4.0	49	1	24	1.3	16	26	12	188	10.4

MEDICAL REDSHIRT SEASON AT TEXAS

SAT OUT DUE TO NCAA TRANSFER RULES

## #33 SYDNEY PARRISH



### CAREER HIGHS

Category	Stat	Opponent	Date
Points	18	at Washington	12/19/20
Rebounds	7	at #11 Arizona	1/14/21
Assists	3	at USC	2/21/21
Steals	4	at USC	2/21/21
Blocks	2	at Washington State	12/21/20
FG Made	7	at Washington	12/19/20
FG Attempts	12	at Washington	12/19/20
3FG Made	4	2x, last at USC	2/21/21
3FG Attempts	8	at Washington	12/19/20
FT Made	4	vs. South Dakota	3/22/21
FT Attempts	4	3x, last vs. South Dakota	3/22/21

### 2020-21 SEASON HIGHS

Category	Stat	Opponent	Date
Points		Same	
Rebounds		Same	
Assists		Same	
Steals		Same	
Blocks		Same	
FG Made		Same	
FG Attempts		Same	
3FG Made		Same	
3FG Attempts		Same	
FT Made		Same	
FT Attempts		Same	

	GP GS		Minutes		Field Goals			3-Point			Free-Throws			Rebounds				Assists					Points			
			MIN	AVG	FG	FGA	PCT	FG	FGA	PCT	FT	FTA	PCT	OFF	DEF	TOT	AVG	PF	FO	AST	AST/G	T/O	BLK	STL	PTS	AVG
2020-21	22	2	364	16.5	44	128	.344	22	64	.344	26	29	.897	15	44	59	2.7	29	0	15	0.7	14	8	22	136	6.2
TOTAL	22	2	364	16.5	44	128	.344	22	64	.344	26	29	.897	15	44	59	2.7	29	0	15	0.7	14	8	22	136	6.2



Oregon's top-ranked 2020 freshman class - made up of five top-25 recruits and McDonald's All-Americans - has combined for 502 points, 274 rebounds and 149 assists through 21 games. In the Ducks' 100-41 win at California on Dec. 10, the "Fab Five" matched the Golden Bears on their own with 41 points while combining for 16 assists compared to just 10 total for Cal.





## GET TO KNOW COACH

## HEAD COACH EXPERIENCE

Oregon Experience	Seventh Season
Oregon Record	170-62 (82-43 Pac-12)
Collegiate Experience	27th Season
Collegiate Record	597-264
Div. I Experience	24th Season
Div. I Record	552-224
Alma Mater	New Mexico, 1988

## OREGON - 2014-PRESENT (170-62)

- » Led the Ducks to three straight Pac-12 regular-season championships (2018, 2019, 2020) and two Pac-12 Tournament titles (2018, 2020).
- » Guided Oregon to the program's first-ever Final Four in 2019 while reaching third straight Elite Eight.
- » Went to back-to-back Elite Eights in 2017 and 2018. UO had never been beyond the second round previously.
- » Oregon's 33 wins in 2017-18 set a new program record, matched again during the Ducks' 2018-19 Final Four run.

## GONZAGA - 2000-2014 (316-136)

- » Took the Zags to seven NCAA Tournaments in his 14 years as the head coach, including two Sweet 16 appearances and one Elite Eight.
- » Eight-time WCC Coach of the Year
- » 10-straight WCC titles (2005-14)
- » Went 5-23 in his first season in Spokane, including a 0-14 record in WCC play. Lost just 12 total WCC games in his final 10 seasons.

## SAINT MARY'S - 1997-2000 (66-26)

- » Took the head job at Saint Mary's after working as an assistant for four seasons at Portland under Jim Sollars.
- » Took Saint Mary's to its first NCAA Tournament in 1998-99.

## BIG BEND CC - 1989-1992 (45-20)

- » Originally took an assistant coach position with the men's team at Big Bend, but was asked to coach the women's team after the previous head coach left.
- » Took a four-win team in his first season to a 23-10 mark in his third and final year.
- » Inducted into the NWAC Hall of Fame.

## NUMBERS TO KNOW

552

In his 24th season as a NCAA Division I head coach, Kelly Graves has racked up **552 total wins**, including 170 in his six-plus seasons with the Ducks.

Graves has now led his teams to **12 NCAA Tournament appearances**, including two Elite Eights (2017, 18) and the 2019 Final Four with the Ducks.

12

13

Graves has guided teams to 13 regular season conference championships, including back-to-back-to-back Pac-12 regular-season titles with the Ducks.

Graves' players have gone on to collect **10 all-American awards**, including three-time winners Courtney Vandersloot (Gonzaga) and Sabrina Ionescu (Oregon).

10

## HEAD COACH KELLY GRAVES



## YEAR-BY-YEAR HEAD COACHING RECORD

Year	School	Overall	Conference	Conference Finish	Postseason
2020-21	Oregon	15-8	10-7	4th	NCAA Tournament
2019-20	Oregon	31-2	17-1	1st	No NCAA Tournament due to COVID-19
2018-19	Oregon	31-5*	16-2	1st	NCAA Final Four
2017-18	Oregon	33-5	16-2	1st	NCAA Elite Eight
2016-17	Oregon	23-14	8-10	6th	NCAA Elite Eight
2015-16	Oregon	24-11	9-9	6th	WNIT Final Four
2014-15	Oregon	13-17	6-12	T-9th	-
2013-14	Gonzaga	29-5	16-2	1st	NCAA First Round
2012-13	Gonzaga	27-6	15-1	1st	NCAA First Round
2011-12	Gonzaga	28-6	14-2	1st	NCAA Sweet Sixteen
2010-11	Gonzaga	31-5	14-0	1st	NCAA Elite Eight
2009-10	Gonzaga	29-5	14-0	1st	NCAA Sweet Sixteen
2008-09	Gonzaga	27-7	12-2	1st	NCAA Second Round
2007-08	Gonzaga	25-9	13-1	1st	WNIT Second Round
2006-07	Gonzaga	24-10	13-1	1st	NCAA First Round
2005-06	Gonzaga	16-14	11-3	T-1st	-
2004-05	Gonzaga	28-4	14-0	1st	WNIT Second Round
2003-04	Gonzaga	18-12	10-4	T-2nd	WNIT First Round
2002-03	Gonzaga	18-12	9-5	T-2nd	-
2001-02	Gonzaga	11-18	2-12	8th	-
2000-01	Gonzaga	5-23	0-14	8th	-
1999-00	Saint Mary's	20-10	11-3	2nd	WNIT Second Round
1998-99	Saint Mary's	26-7	10-4	3rd	NCAA First Round
1997-98	Saint Mary's	20-9	9-5	T-3rd	-
<b>TOTALS</b>	<b>24th Season</b>	<b>552-224</b>		<b>13 conference titles</b>	<b>12 NCAA Appearances</b>

\* Graves missed Air Force & UC Irvine wins in 2018-19 while on suspension

In just six seasons as Oregon's head coach, Kelly Graves has established a winning culture and cemented the Ducks as one of the premiere women's college basketball programs in the nation.

Graves - who enters his seventh season with the Ducks in 2020-21 - was named the seventh head coach in program history on April 7, 2014. On March 20, 2019, Graves agreed to a contract extension that will keep him in Eugene through at least the 2025-26 season.

The John R. Wooden Pac-12 Coach of the Year each of the last two seasons, Graves began the 2020-21 campaign with a record of 155-54 through six seasons at Oregon and a 582-256 overall mark in 26 seasons as a head coach, which includes three years at Big Bend Community College (1989-92). He is 537-216 all-time in 23 seasons as an NCAA Division-I head coach, with successful stops at Saint Mary's (1997-00) and Gonzaga (2000-14) before coming to Oregon.

## BUILDING A DUCK DYNASTY

Graves has guided the Ducks to the Pac-12 regular-season title in each of the last three seasons (2018, 2019, 2020) - making Oregon only the second team in league history to three-peat as conference champions - while also winning the Pac-12 Tournament title in both 2018 and 2020. Graves now owns 13 total regular-season conference championships in his career as a head coach.

Oregon has become one of the nation's toughest outs in the NCAA Tournament under Graves, reaching the Elite Eight for the first time in both 2017 and 2018 before advancing to the program's first-ever Final Four appearance in 2019. It was the first career Final Four trip for Graves, who has led his teams to 12 total NCAA Tournament berths (three at UO), six Sweet Sixteen appearances and four Elite Eights.

The Ducks' rise to prominence began with an improbable run to the Elite Eight in 2017, the program's first NCAA Tournament berth since 2005. With three true freshmen in the starting lineup, the No. 11 seed Ducks pulled out a thrilling one-point victory over No. 7 seed Temple in the opening round and then shocked No. 2 seed Duke on its home floor to reach their first-ever Sweet Sixteen. Playing under the mantra 'Winner Stays,' Oregon continued its Cinderella story with a 77-63 win over No. 3 seed Maryland before falling to No. 1 seed UConn in the Elite Eight.





Oregon's incredible run in 2017 made Graves the only coach in NCAA history to take two double-digit seeds to the Elite Eight, having done so with Gonzaga in 2011 also as a No. 11 seed.

The Ducks were a No. 2 seed in the NCAA Tournament each of the next two years, defeating Seattle U, Minnesota and Central Michigan in 2018 before coming up short against eventual national champion Notre Dame in the Elite Eight. Oregon made it back to the Elite Eight once again in 2019 and earned the advantage of playing with a significant home court advantage with

Graves and the Ducks had already secured their fourth straight NCAA Tournament berth in 2019-20 - going 31-2 and sweeping the Pac-12 regular-season and tournament titles - and were poised to be a No. 1 seed for the first time in program history when the postseason was canceled due to the COVID-19 pandemic.

The Ducks' rise to prominence under Graves appears to still be on the upward trend, with Oregon boasting the No. 1 ranked recruiting class in the class of 2020 with five five-star recruits. It is the first top-ranked recruiting class in program history, consisting of five players who were all Gatorade state players of the year and McDonalds All-Americans.

Few coaches in the nation have enjoyed success as consistently as Graves, whose teams have won at least 20 games in 13 of the last 14 seasons and 17 total times. Oregon has won 30 or more games in each of the last three seasons - including a program-record 33 wins in both 2018 and 2019 - giving Graves four total 30-win seasons in his career. The Ducks also won a school-record 17 conference games in 2019-20 after going 16-2 in Pac-12 play each of the previous two seasons.

Oregon has been especially dominant at home under Graves, going a perfect 15-0 at Matthew Knight Arena in 2019-20 and 49-2 overall in the last three seasons. 2019-20 marked Oregon's first undefeated home season since 1985-86, and just the fifth in program history.

Oregon women's basketball games have become must-see events under Graves, with the Ducks hosting four sellout crowds of 12,364 in 2019-20 alone to rank second in the nation in average attendance at 10,852. The Ducks closed 2019-20 having drawn at least 10,000 fans in 11 straight home games, including seven crowds of 11,000 or more and five of 12,000-plus.

## ELITE PLAYER PIPELINE

Graves has recruited and coached some of the greatest players in the history of the game, headlined by Oregon legend Sabrina Ionescu (2016-20).

A three-time first-team all-American, three-time Nancy Lieberman national point guard of the year, three-time Pac-12 player of the year and the 2019-20 unanimous national player of the year, Ionescu is the first and only player in NCAA history (women and men) to surpass 2,000 career points, 1,000 rebounds and 1,000 assists. Ionescu is the undisputed triple-double queen of college basketball, racking up an NCAA all-time record 26 throughout her Duck career before going on to become the No. 1 overall pick by the New York Liberty in the 2020 WNBA Draft.

Ionescu is one of only two players in NCAA history to reach 2,000 career points and 1,000 assists, joining another one of Graves' former players in Courtney Vandersloot, who was a three-time all-American at Gonzaga (2007-11) before going on to a terrific WNBA career. Vandersloot (1,118) and Ionescu (1,091) rank third and fourth, respectively, on the NCAA women's basketball all-time assists list.

Ionescu's legendary career likely would have looked a lot different if not for the other half of what became one of the greatest pick-and-roll duos of all-time - forward Ruthy Hebard. Hebard was a dominant force down low for the Ducks, racking up 2,368 career points and 1,299 rebounds while breaking the Oregon and Pac-12 all-time records with a .651 career field-goal percentage. Hebard broke the NCAA record with 33 consecutive made field goals as a sophomore, and she was a first-team all-American as a senior along with Ionescu. Of Hebard's program-record 987 career field goals, 333 came on assists from Ionescu.

Hebard and Ionescu joined forces with forward Satou Sabally to form one of the greatest "Big Threes" in history. Sabally received all-America status along with the legendary duo in 2019-20, her junior season, and the trio led Oregon to the Pac-12 title sweep. Sabally declared early for the WNBA Draft and ended up as the No. 2 overall pick behind Ionescu to the Dallas Wings, with Hebard going eighth overall to the Chicago Sky. Graves' "Big Three" became the seventh trio of players from the same team to all be selected in the top 10 of the same WNBA Draft.

Graves also coached Oregon great Jillian Alleyne in the final two seasons of her tremendous career. Alleyne was a two-time third-team all-American under Graves and is second in NCAA history with 92 career double-doubles, and she is the Oregon and Pac-12 all-time leader with 1,712 career rebounds.

## CHAMPIONSHIP RESUME

When Graves took over as Oregon's head coach in 2014, he brought with him eight West Coast Conference Coach of the Year awards and a stellar 427-202 overall record as a head coach. Graves' was 382-162 (.696) as a Division I head coach prior to coming to Eugene.

Graves enjoyed a phenomenal tenure at Gonzaga (2000-14), leading the Bulldogs to 10 straight WCC titles beginning with the 2004-05 campaign. Under Graves, Gonzaga lost only 12 total conference games over his final 10 years leading the program.

Gonzaga went to seven NCAA Tournaments under Graves, first earning a bid to the Big Dance in 2006-07 before returning in 2008-09 for the first of sixth straight postseason berths. Graves led Gonzaga to the Elite Eight as a No. 11 seed in 2011, the second of three straight Sweet Sixteen appearances.

Graves' coaching career started at Big Bend CC in Moses Lake, Wash., where he accepted an assistant coaching position on the men's team, but after the women's coach left, he moved over to lead the women's program instead.

In three seasons (1989-92) Graves took a four-win team his first season to a 23-10 record in his final year, the first 20-plus win year in program history. Graves was inducted into the Northwest Athletic Conference Hall of Fame in 2018.

Graves left Big Bend CC to become an assistant coach under Jim Sollars at the University of Portland prior to the 1992-93 season. Following four years with the Pilots, Graves was named the head coach at Saint Mary's ahead of the 1997-98 campaign. Graves advanced to his first NCAA Tournament with the Gaels during the 1998-99 season, his second of three seasons at Saint Mary's, before taking the head job at Gonzaga.

Graves added USA Basketball to his resume in the summer of 2012, becoming an assistant coach with the U18 women's basketball squad and helping the team to a gold medal at the 2012 FIBA Americas. He again coached for USA Basketball in the summer of 2013. As an assistant, he helped the USA U19 squad win the FIBA Women's World Championship.

## IN THE NCAA TOURNAMENT

- » 12 career NCAA Tournament appearances, including 10 in his last 12 seasons (excluding COVID-19-shortened 2019-20).
- » 20-11 career record in the NCAA Tournament; 12-3 at Oregon.
- » Four career trips to the Elite Eight.
- » Seven career Sweet Sixteen appearances.
- » Four NCAA Tournament appearances in six opportunities at Oregon, guiding the Ducks to two Elite Eights (2017, 18) and the program's first-ever Final Four (2019).
- » 2019 Final Four run was the first of Graves' career.
- » Oregon upset No. 1 seed Mississippi State, 88-84, to reach the 2019 Final Four; Graves is 1-3 all-time vs. No. 1 seeds.
- » All three of UO's NCAA Tournament losses under Graves have come to No. 1 seeds, including two eventual NCAA champions (Notre Dame in 2018, Baylor in 2019).
- » Oregon was a No. 2 seed in the 2018 and 2019 NCAA Tournaments, the highest seed in program history and best of Graves' career.
- » Under Graves, Oregon has been a No. 2 seed twice (2018, 19) and a No. 6 seed (2021) and No. 10 seed once (2017).
- » As a No. 10 seed in 2017, Oregon upset Temple (7), Duke (2) and Maryland (3) to reach the program's first Elite Eight.
- » The only coach in NCAA women's history to take two double-digit seeds to the Elite Eight (No. 10 Oregon in 2017, No. 11 Gonzaga in 2011).
- » Guided Gonzaga dancing seven times in 14 seasons; once as a No. 6 seed, once as a No. 7 seed, twice as a No. 11 seed and three times as a No. 12 seed.
- » Took Gonzaga to three straight Sweet Sixteens (2010, 11, 12) before matching that streak at Oregon (2017, 18, 19).
- » Led Gonzaga to the 2011 Elite Eight as a No. 11 seed; the lowest-seeded team to reach the quarterfinal round.
- » First NCAA Appearance came in 1999 with Saint Mary's; the Gaels lost to Notre Dame in the first round as a No. 12 seed.







**NCAA TOURNAMENT HISTORY**





## DUCKS IN THE NCAA TOURNAMENT



Playing in their third consecutive Elite Eight, the No. 2 seed Ducks outlasted No. 1 seed Mississippi State, 88-84, in the 2019 NCAA Tournament to reach the program's first-ever Final Four.

### NCAA TOURNAMENT RESULTS

Year	Round	Location	Result	Score
2021	First Round	San Antonio, Texas	(6) Oregon def. (11) South Dakota	67-47
	Second Round	San Antonio, Texas	(6) Oregon def. (3) Georgia	57-50
	Sweet 16	San Antonio, Texas	(6) Oregon vs. (2) Louisville	
2020	No NCAA Tournament due to COVID-19; Oregon had secured AQ as Pac-12 Tournament champions			
2019	First Round	Eugene, Ore.	(2) Oregon def. (15) Portland St.	78-40
	Second Round	Eugene, Ore.	(2) Oregon def. (10) Indiana	91-68
	Sweet 16	Portland, Ore.	(2) Oregon def. (6) South Dakota St.	63-53
	Elite Eight	Portland, Ore.	(2) Oregon def. (1) Mississippi St.	88-84
	Final Four	Tampa, Fla.	(1) Baylor def. (2) Oregon	72-67
2018	First Round	Eugene, Ore.	(2) Oregon def. (15) Seattle U	88-45
	Second Round	Eugene, Ore.	(2) Oregon def. (10) Minnesota	101-73
	Sweet 16	Spokane, Wash.	(2) Oregon def. (11) Central Michigan	83-69
	Elite Eight	Spokane, Wash.	(1) Notre Dame def. (2) Oregon	84-74
2017	First Round	Durham, N.C.	(10) Oregon def. (7) Temple	71-70
	Second Round	Durham, N.C.	(10) Oregon def. (2) Duke	74-65
	Sweet 16	Bridgeport, Conn.	(10) Oregon def. (3) Maryland	77-63
	Elite Eight	Bridgeport, Conn.	(1) UConn def. (10) Oregon	90-52
2005	First Round	Seattle, Wash.	(10) Oregon def. (7) TCU	58-55
	Second Round	Seattle, Wash.	(2) Baylor def. (10) Oregon	69-46
2001	First Round	Salt Lake City, Utah	(4) Iowa def. (13) Oregon	89-82 (OT)
2000	First Round	Eugene, Ore.	(11) UAB def. (6) Oregon	80-79 (OT)
1999	First Round	Ames, Iowa	(5) Oregon def. (12) Cincinnati	65-56
	Second Round	Ames, Iowa	(4) Iowa St. def. (5) Oregon	85-70
1998	First Round	Ames, Iowa	(5) Rutgers def. (12) Oregon	79-76
1997	First Round	Knoxville, Tenn.	(6) Oregon def. (11) SDSU	80-68
	Second Round	Knoxville, Tenn.	(3) Tennessee def. (6) Oregon	76-59
1996	First Round	Nashville, Tenn.	(6) Wisconsin def. (11) Oregon	74-60
1995	First Round	Athens, Ga.	(11) Louisville def. (6) Oregon	67-65
1994	First Round	Eugene, Ore.	(6) Oregon def. (11) Santa Clara	74-59
	Second Round	Boulder, Colo.	(3) Colorado def. (6) Oregon	92-71
1987	First Round	Eugene, Ore.	(10) Oregon def. (7) Eastern Washington	75-56
	Second Round	Eugene, Ore.	(2) Ohio St. def. (10) Oregon	76-62
1984	First Round	San Diego, Calif.	(6) SDSU def. (3) Oregon	70-63
1982	First Round	Eugene, Ore.	(3) Missouri def. (6) Oregon	59-53

### OREGON IN THE NCAA TOURNAMENT

Appearances	16
Overall Record	17-15
At Home	6-3
On the Road	1-5
At a Neutral Site	10-7
In the First Round	9-7
In the Second Round	4-5
In the Sweet 16	3-0
In the Elite Eight	1-2
In the Final Four	0-1
As a No. 2 Seed	7-2
As a No. 3 Seed	0-1
As a No. 5 Seed	1-1
As a No. 6 Seed	4-5
As a No. 10 Seed	5-3
As a No. 11 Seed	0-1
As a No. 12 Seed	0-1
As a No. 13 Seed	0-1



Using the mantra "Winner Stays," the No. 10 seed Ducks knocked off Maryland in the 2017 Sweet Sixteen to reach the first of three straight Elite Eights.





## NCAA TOURNAMENT SINGLE-GAME RECORDS



The Ducks broke six different NCAA Tournament program records in a 101-73 second-round win over Minnesota on March 18, 2018.

## TEAM

## POINTS

Most Scored	101 vs. Minnesota, 3/18/18
Most Allowed	92 vs. Colorado, 3/19/94
Fewest Scored	46 vs. Baylor, 3/21/05
Fewest Allowed	40 vs. Portland St., 3/22/19
Most Scored in a Half	51 vs. Minnesota (1H), 3/18/18
Most Allowed in a Half	51 vs. Colorado (1H), 3/19/94
Fewest Scored in a Half	18 vs. Baylor (1H), 3/21/05
Fewest Allowed in a Half	16 vs. Seattle U (2H), 3/16/18
Most Scored in a Quarter	31 vs. Minnesota (3Q), 3/18/18
Most Allowed in a Quarter	28 vs. UConn (1Q), 3/27/17
Fewest Scored in a Quarter	9 vs. Notre Dame (3Q), 3/26/18
	9 vs. UConn (4Q), 3/27/17
Fewest Allowed in a Quarter	1 vs. South Dakota (2Q), 3/22/21

## FIELD GOALS

Most Made	39 vs. Minnesota, 3/18/18
Most Allowed	36 vs. UConn, 3/27/17
Fewest Made	15 vs. Baylor, 3/21/05
	15 vs. Missouri, 3/13/82
Fewest Allowed	12 vs. Portland St., 3/22/19
Most Attempts	75 vs. Iowa, 3/17/01
Most Attempts Allowed	78 vs. Central Michigan, 3/24/18
Fewest Attempts	42 vs. Missouri, 3/13/82
Fewest Attempts Allowed	49 vs. Portland St., 3/22/19
	49 vs. Tennessee, 3/17/97
Best Pct.	.609 (39-64) vs. Minnesota, 3/18/18
Best Pct. Allowed	.556 (30-54) vs. Colorado, 3/19/94
Worst Pct.	.341 (15-44) vs. Baylor, 3/21/05
Worst Pct. Allowed	.276 (16-58) vs. TCU, 3/19/05
Best Pct. in a Half	.682 (15-22) vs. SDSU (1H), 3/15/97
Best Pct. Allowed in a Half	.607 (17-28) vs. Baylor, 4/5/19

## 3-POINT FIELD GOALS

Most Made	13 vs. Mississippi St., 3/31/19
	13 vs. Indiana, 3/24/19
Most Allowed	12 vs. Minnesota, 3/18/18
Fewest Made	1 vs. Cincinnati, 3/12/99
Fewest Allowed	0 vs. Baylor, 4/5/19
	0 vs. Maryland, 3/25/17
Most Attempts	32 vs. Baylor, 4/5/19
Most Attempts Allowed	33 vs. Santa Clara, 3/16/94
Best Pct. (min. 5 made)	.625 (5-8) vs. Wisconsin, 3/15/96
Best Pct. Allowed (min. 5 made)	.500 (10-20) vs. Louisville, 3/17/95
Worst Pct. (min. 10 att.)	.206 (6-29) vs. Iowa, 3/17/01
Worst Pct. Allowed (min. 10 att.)	.053 (1-19) vs. Seattle U, 3/16/18

## FREE THROWS

Most Made	27 vs. Santa Clara, 3/16/94
Most Against	30 vs. Colorado, 3/19/94
Most Attempts	35 vs. Santa Clara, 3/16/94
Most Attempts Against	37 vs. Colorado, 3/19/94
Best Pct. (min. 10 att.)	.938 (15-16) vs. Maryland, 3/25/17
Best Pct. Against (min. 10 att.)	.905 (19-21) vs. Notre Dame, 3/26/18
Worst Pct. (min. 10 att.)	.450 (9-20) vs. SDSU, 3/16/84
Worst Pct. Against (min. 10 att.)	.556 (5-9) vs. Louisville, 3/17/95
Best Pct. in a Half (min. 5 made)	1.000 (10-10) vs. Maryland (2H), 3/25/17
Best Pct. Against in a Half (min. 5 made)	1.000 (6-6) vs. Duke (1H), 3/20/17

## REBOUNDS

Most	50 vs. Portland St., 3/22/19
	50 vs. Eastern Washington, 3/11/87
Most Against	44 vs. Central Michigan, 3/24/18
	44 vs. SDSU, 3/16/84
Fewest	24 vs. Iowa St., 3/14/99
Fewest Against	19 vs. SDSU, 3/15/97

## ASSISTS

Most	27 vs. Minnesota, 3/18/18
Most Against	26 vs. Colorado, 3/19/94
Fewest	7 vs. Wisconsin, 3/15/96
Fewest Against	5 vs. Missouri, 3/13/82

## STEALS

Most	16 vs. Portland St., 3/22/19
Most Against	18 vs. Baylor, 3/21/05
Fewest	2, 5x, last vs. Mississippi St., 3/31/19
Fewest Against	2 vs. Notre Dame, 3/26/18

## BLOCKED SHOTS

Most	11 vs. Central Michigan, 3/24/18
Most Against	7 vs. Maryland, 3/25/17
	7 vs. Duke, 3/20/17

## TURNOVERS

Most Committed	31 vs. Missouri, 3/13/82
Most Forced	21 vs. Maryland, 3/25/17
	21 vs. SDSU, 3/16/84
	21 vs. Missouri, 3/13/82
Fewest Committed	5 vs. Notre Dame, 3/26/18
Fewest Forced	6 vs. UConn, 3/27/17

## INDIVIDUAL

## POINTS

Most Scored	31, Sabrina Ionescu vs. Mississippi St., 3/31/19
Most Allowed	33, Tina Hutchinson (SDSU), 3/16/84

## REBOUNDS

Most	20, Alison Lang vs. Missouri, 3/13/82
Most Against	17, Linda Miles (Rutgers), 3/14/98

## ASSISTS

Most	12, Sabrina Ionescu vs. Indiana, 3/24/19
Most Against	13, Jazzmun Holmes (Mississippi St.), 3/31/19

## STEALS

Most	4, Maite Cazorla vs. Portland St., 3/22/19
	4, Ruthy Hebard vs. Portland St., 3/22/19
	4, Oti Gildon vs. Maryland, 3/25/17
	4, Lauri Landerholm vs. SDSU, 3/16/84
Most Against	10, Tina Hutchinson (SDSU), 3/16/84

## BLOCKS

Most	6, Ruthy Hebard vs. Central Michigan, 3/24/18
Most Against	6, Sandora Irvin (Baylor), 3/21/05

## FIELD GOALS

Most Made	12, Sabrina Ionescu vs. Mississippi St., 3/31/19
Most Allowed	15, Tina Hutchinson (SDSU), 3/16/84
Most Attempts	24, Sabrina Ionescu vs. Baylor, 4/5/19
Most Attempts Allowed	32, Tina Hutchinson (SDSU), 3/16/84
Best Pct. (min. 8 att.)	1.000 (9-9), Jenny Mowe vs. Iowa St., 3/14/99

## 3-POINT FIELD GOALS

Most Made	5, Sabrina Ionescu vs. Mississippi St., 3/31/19
	5, Sabrina Ionescu vs. Indiana, 3/24/19
	5, Missy Croshaw vs. Colorado, 3/19/94
Most Allowed	6, Carlie Wagner (Minnesota), 3/18/18
Most Attempts	21, Jamie Craighead vs. Iowa, 3/17/01
Most Attempts Allowed	13, Colette Chiamparino (Santa Clara), 3/16/94
Best Pct. (min. 3 made)	.750 (3-4), Maite Cazorla vs. Mississippi St., 3/31/19
	.750 (3-4), Betty Ann Boeving vs. Wisconsin, 3/15/96

## FREE THROWS

Most Made	12, Alison Lang vs. Missouri, 3/13/82
Most Against	8, Macy Miller (South Dakota St.), 3/29/19
Most Attempts	14, Angelina Wolvernt vs. Rutgers, 3/14/98
Most Attempts Against	12, Deanna Jackson (UAB), 3/17/00
Best Pct. (min. 5 made)	1.000 (12-12), Alison Lang vs. Missouri, 3/13/82
	1.000 (6-6), Sabrina Ionescu vs. Indiana, 3/24/19
	1.000 (5-5), Maite Cazorla vs. Maryland, 3/25/17



ALISON LANG set Oregon's individual postseason record with 20 rebounds in the program's first-ever NCAA Tournament game on 3/13/82.

## NCAA TOURNAMENT SINGLE-GAME RECORDS

### POINTS (all 20+ point performances shown)

Name	Date	Opponent	Points
1. Sabrina Ionescu	3/31/19	(1) Mississippi St.	31
2. Sabrina Ionescu	3/24/19	(10) Indiana	29
Sabrina Ionescu	3/18/18	(10) Minnesota	29
4. Sabrina Ionescu	3/26/18	(1) Notre Dame	26
5. Ruthy Hebard	3/29/19	(6) South Dakota St.	24
Alison Lang	3/13/82	(3) Missouri	24
7. Ruthy Hebard	3/24/18	(11) Central Michigan	23
Ruthy Hebard	3/18/17	(7) Temple	23
Cathrine Kraayeveld	3/19/05	(7) TCU	23
Angelina Wolvert	3/14/98	(5) Rutgers	23
Sara Wilson	3/16/94	(11) Santa Clara	23
12. Sedona Prince	3/24/21	(3) Georgia	22
Erin Boley	3/22/21	(11) South Dakota	22
Satou Sabally	3/31/19	(1) Mississippi State	22
Ruthy Hebard	3/22/19	(15) Portland State	22
Ruthy Hebard	3/18/18	(10) Minnesota	22
Alison Lang	3/16/84	(6) San Diego State	22
18. Satou Sabally	3/22/19	(15) Portland State	21
Sabrina Ionescu	3/25/17	(3) Maryland	21
Missy Croshaw	3/19/94	(3) Colorado	21
21. Ruthy Hebard	3/20/17	(2) Duke	20
Jenny Mowe	3/14/99	(4) Iowa State	20

### REBOUNDS

Name	Date	Opponent	Rebounds
1. Alison Lang	3/13/82	(3) Missouri	20
2. Satou Sabally	3/22/19	(15) Portland St.	16
3. Ruthy Hebard	3/20/17	(2) Duke	15
4. Ruthy Hebard	3/29/19	(6) South Dakota St.	14
Ruthy Hebard	3/24/18	(11) Central Michigan	14
6. Angelina Wolvert	3/17/01	(4) Iowa	13
Brianne Meharay	3/12/99	(12) Cincinnati	13
Renae Fegent	3/17/95	(11) Louisville	13
Sara Wilson	3/16/94	(11) Santa Clara	13
Gabi Neumann	3/11/87	(7) Eastern Washington	13

### ASSISTS

Name	Date	Opponent	Assists
1. Sabrina Ionescu	3/24/19	(10) Indiana	12
2. Sabrina Ionescu	3/29/19	(6) South Dakota St.	11
Sabrina Ionescu	3/16/18	(15) Seattle U	11
4. Sabrina Ionescu	3/24/18	(11) Central Michigan	10
Lauri Landerholm	3/16/84	(6) San Diego St.	10
6. Sabrina Ionescu	3/18/18	(10) Minnesota	9
Lauri Landerholm	3/14/87	(2) Ohio St.	9
8. Sabrina Ionescu	3/31/19	(1) Mississippi St.	8
Sabrina Ionescu	3/22/19	(15) Portland St.	8
Corrie Mizusawa	3/21/05	(2) Baylor	8
Corrie Mizusawa	3/19/05	(7) TCU	8

### STEALS

Name	Date	Opponent	Steals
1. Maite Cazorla	3/22/19	(15) Portland St.	4
Ruthy Hebard	3/22/19	(15) Portland St.	4
Oti Gildon	3/25/17	(3) Maryland	4
Lauri Landerholm	3/16/84	(6) San Diego St.	4
5. 20 Tied			3

### BLOCKED SHOTS

Name	Date	Opponent	Blocks
1. Ruthy Hebard	3/24/18	(11) Central Michigan	6
2. Angelina Wolvert	3/17/00	(11) UAB	5
3. Sedona Prince	3/24/21	(3) Georgia	4
Ruthy Hebard	3/29/19	(6) South Dakota St.	4
Satou Sabally	3/24/19	(10) Indiana	4
Ruthy Hebard	3/18/18	(10) Minnesota	4
7. Satou Sabally	3/31/19	(1) Mississippi St.	3
Satou Sabally	3/29/19	(6) South Dakota St.	3
Mallory McGwire	3/18/17	(7) Temple	3
Jenny Mowe	3/17/01	(4) Iowa	3
Renae Fegent	3/15/96	(6) Wisconsin	3
Stefanie Kasperski	3/11/87	(7) Eastern Washington	3



**SABRINA IONESCU** holds the top four NCAA Tournament scoring performances in program history, headlined by a 31-point effort in the 2019 Elite Eight vs. Mississippi State that propelled Oregon to its first-ever Final Four appearance.

### FIELD GOALS MADE

Name	Date	Opponent	FG (att.)
1. Sabrina Ionescu	3/31/19	(1) Mississippi St.	12 (20)
2. Ruthy Hebard	3/24/18	(11) Central Michigan	11 (16)
Ruthy Hebard	3/18/18	(10) Minnesota	11 (14)
4. Sabrina Ionescu	3/18/18	(10) Minnesota	10 (14)
5. Sedona Prince	3/24/21	(3) Georgia	9 (14)
Erin Boley	3/22/21	(11) South Dakota	9 (13)
Sabrina Ionescu	3/24/19	(10) Indiana	9 (19)
Ruthy Hebard	3/22/19	(15) Portland St.	9 (13)
Sabrina Ionescu	3/26/18	(1) Notre Dame	9 (22)
Ruthy Hebard	3/20/17	(2) Duke	9 (14)
3 more tied			

### FIELD GOAL PCT. (Min. 8 attempts)

Name	Date	Opponent	FG%
1. Jenny Mowe	3/14/99	(4) Iowa St.	1.000 (9-9)
2. Oti Gildon	3/16/18	(15) Seattle U	.875 (7-8)
3. Ruthy Hebard	3/18/18	(10) Minnesota	.786 (11-14)
4. Angelina Wolvert	3/12/99	(12) Cincinnati	.778 (7-9)
5. Renae Fegent	3/15/97	(11) San Diego St.	.750 (6-8)
6. Sabrina Ionescu	3/18/18	(10) Minnesota	.714 (10-14)
7. Erin Boley	3/22/22	(11) South Dakota	.692 (9-13)
Ruthy Hebard	3/22/19	(15) Portland St.	.692 (9-13)
9. Ruthy Hebard	3/24/18	(11) Central Michigan	.688 (11-16)
10. Nyara Sabally	3/22/21	(11) South Dakota	.667 (8-12)
Satou Sabally	3/22/19	(15) Portland St.	.667 (8-12)
Ruthy Hebard	3/26/18	(1) Notre Dame	.667 (8-12)
Missy Croshaw	3/19/94	(3) Colorado	.667 (8-12)

### 3-POINT FIELD GOALS MADE

Name	Date	Opponent	3FG (att.)
1. Sabrina Ionescu	3/31/19	(1) Mississippi St.	5 (8)
Sabrina Ionescu	3/24/19	(10) Indiana	5 (9)
Missy Croshaw	3/19/94	(3) Colorado	5 (7)
4. Erin Boley	3/22/21	(11) South Dakota	4 (6)
Erin Boley	4/5/19	(1) Baylor	4 (12)
Sabrina Ionescu	4/5/19	(1) Baylor	4 (11)
Erin Boley	3/24/19	(10) Indiana	4 (8)
Satou Sabally	3/22/19	(15) Portland St.	4 (8)
Lexi Bando	3/24/18	(11) Central Michigan	4 (11)
Sabrina Ionescu	3/18/18	(10) Minnesota	4 (6)
Maite Cazorla	3/20/17	(2) Duke	4 (8)
Lexi Bando	3/20/17	(2) Duke	4 (12)
Shaquala Williams	3/14/99	(4) Iowa St.	4 (10)
Natalie Hughes	3/17/97	(3) Tennessee	4 (8)

### 3-POINT FIELD GOAL PCT. (Min. 3 made)

Name	Date	Opponent	3FG%
1. Maite Cazorla	3/31/19	(1) Mississippi St.	.750 (3-4)
Betty Ann Boevig	3/15/96	(6) Wisconsin	.750 (3-4)
3. Missy Croshaw	3/19/94	(3) Colorado	.714 (5-7)
4. Erin Boley	3/22/21	(11) South Dakota	.667 (4-6)
Sabrina Ionescu	3/18/18	(10) Minnesota	.667 (4-6)
6. Sabrina Ionescu	3/31/19	(1) Mississippi St.	.625 (5-8)
7. Sabrina Ionescu	3/27/17	(1) UConn	.600 (3-5)
Sabrina Ionescu	3/25/17	(3) Maryland	.600 (3-5)
9. Sabrina Ionescu	3/24/19	(10) Indiana	.556 (5-9)
10. Erin Boley	3/24/19	(10) Indiana	.500 (4-8)
Satou Sabally	3/22/19	(15) Portland St.	.500 (4-8)
Maite Cazorla	3/20/17	(2) Duke	.500 (4-8)
Natalie Hughes	3/17/97	(3) Tennessee	.500 (4-8)

### FREE THROWS MADE

Name	Date	Opponent	FT (att.)
1. Alison Lang	3/13/82	(3) Missouri	12 (12)
2. Angelina Wolvert	3/14/98	(5) Rutgers	11 (14)
3. Arianne Boyer	3/15/96	(6) Wisconsin	9 (12)
4. Ruthy Hebard	3/29/19	(6) South Dakota State	8 (9)
Cathrine Kraayeveld	3/21/05	(2) Baylor	8 (9)
6. Sabrina Ionescu	3/26/18	(1) Notre Dame	7 (8)
Arianne Boyer	3/17/95	(11) Louisville	7 (10)
Sara Wilson	3/16/94	(11) Santa Clara	7 (11)
9. Sabrina Ionescu	3/24/19	(10) Indiana	6 (6)
Sabrina Ionescu	3/20/17	(2) Duke	6 (8)
Cathrine Kraayeveld	3/19/05	(7) TCU	6 (7)
Kris Glidden	3/11/87	(7) Eastern Washington	6 (9)

### FREE THROW PCT. (Min. 5 made)

Name	Date	Opponent	FT%
1. Alison Lang	3/13/82	(3) Missouri	1.000 (12-12)
Sabrina Ionescu	3/24/19	(10) Indiana	1.000 (6-6)
Maite Cazorla	3/25/17	(3) Maryland	1.000 (5-5)
4. Ruthy Hebard	3/29/19	(6) South Dakota St.	.889 (8-9)
Cathrine Kraayeveld	3/21/05	(2) Baylor	.889 (8-9)
6. Sabrina Ionescu	3/26/18	(1) Notre Dame	.875 (7-8)
7. Cathrine Kraayeveld	3/19/05	(7) TCU	.857 (6-7)
8. Satou Sabally	3/31/19	(1) Mississippi St.	.833 (5-6)
Maite Cazorla	3/26/18	(1) Notre Dame	.833 (5-6)
10. Angelina Wolvert	3/14/98	(5) Rutgers	.786 (11-14)



# NCAA TOURNAMENT SINGLE-YEAR RECORDS

## POINTS

Name	Year	Games	PTS (PPG)
1. Sabrina Ionescu	2019	5	107 (21.4)
2. Satou Sabally	2019	5	92 (18.4)
3. Sabrina Ionescu	2018	4	90 (22.5)
4. Ruthy Hebard	2018	4	74 (18.5)
5. Ruthy Hebard	2019	5	72 (14.4)
6. Ruthy Hebard	2017	4	71 (17.8)
7. Sabrina Ionescu	2017	4	65 (16.3)
8. Maite Cazorla	2017	4	45 (11.3)
9. Erin Boley	2019	5	43 (8.6)
10. Maite Cazorla	2019	5	42 (8.4)

## REBOUNDS

Name	Year	Games	REB (RPG)
1. Ruthy Hebard	2019	5	49 (9.8)
2. Ruthy Hebard	2018	4	43 (10.8)
3. Sabrina Ionescu	2019	5	33 (6.6)
Satou Sabally	2019	5	33 (6.6)
5. Ruthy Hebard	2017	4	32 (8.0)
6. Sabrina Ionescu	2018	4	31 (7.8)
7. Sabrina Ionescu	2017	4	29 (7.3)
8. Alison Lang	1982	1	20 (20.0)
9. Satou Sabally	2018	4	18 (4.5)
Mallory McGwire	2017	4	18 (4.5)
Gabi Neumann	1987	2	18 (9.0)

## ASSISTS

Name	Year	Games	AST (APG)
1. Sabrina Ionescu	2019	5	45 (9.0)
2. Sabrina Ionescu	2018	4	34 (8.5)
3. Sabrina Ionescu	2017	4	23 (5.8)
4. Maite Cazorla	2019	5	17 (3.4)
5. Corrie Mizusawa	2005	2	16 (8.0)
6. Maite Cazorla	2018	4	15 (3.8)
Maite Cazorla	2017	4	15 (3.8)
Lauri Landerholm	1987	2	15 (7.5)
9. Satou Sabally	2019	5	12 (2.4)
Carol Drouet	1987	2	12 (6.0)

## STEALS

Name	Year	Games	Steals
1. Ruthy Hebard	2019	5	8
Sabrina Ionescu	2018	4	8
3. Ruthy Hebard	2018	4	6
Satou Sabally	2018	4	6
Ruthy Hebard	2017	4	6
6. Erin Boley	2021	2	5
Sedona Prince	2021	2	5
Maddie Scherr	2021	2	5
Maite Cazorla	2019	5	5
Oti Gildon	2019	5	5
5 more tied			

## BLOCKED SHOTS

Name	Year	Games	Blocks
1. Ruthy Hebard	2018	4	12
2. Satou Sabally	2019	5	10
3. Mallory McGwire	2017	4	8
4. Ruthy Hebard	2019	5	7
Stefanie Kasperski	1987	2	7
6. Sedona Prince	2021	2	6
7. Angelina Wolvert	2000	1	5
Renae Fegent	1996	1	5
Alison Lang	1982	1	5
10. Jenny Mowe	1999	2	4



**MISSY CROSHAW** was on fire from beyond the three-point line during Oregon's two-game run in the 1994 NCAA Tournament, going 7-of-10 to set the Ducks' NCAA Tournament single-year record for three-point percentage (.700).

## FIELD GOALS MADE

Name	Year	Games	FG (att.)
1. Sabrina Ionescu	2019	5	40 (86)
2. Ruthy Hebard	2018	4	36 (54)
3. Satou Sabally	2019	5	34 (68)
4. Sabrina Ionescu	2018	4	31 (60)
Ruthy Hebard	2017	4	31 (63)
6. Ruthy Hebard	2019	5	29 (49)
7. Sabrina Ionescu	2017	4	22 (48)
8. Maite Cazorla	2019	5	16 (36)
Maite Cazorla	2017	4	16 (38)
10. Nyara Sabally	2021	2	15 (26)
Lexi Bando	2018	4	15 (39)
Maite Cazorla	2018	4	15 (29)

## FIELD GOAL PCT. (Min. 18 att., 2 games)

Name	Year	Games	FG%
1. Oti Gildon	2018	4	.722 (13-18)
2. Ruthy Hebard	2018	4	.667 (36-54)
Renae Fegent	1997	2	.667 (12-18)
4. Ruthy Hebard	2019	5	.592 (29-49)
5. Missy Croshaw	1994	2	.579 (11-19)
6. Stefanie Kasperski	1987	2	.560 (14-25)
7. Sara Wilson	1994	2	.550 (11-20)
8. Arianne Boyer	1997	2	.519 (14-27)
9. Sabrina Ionescu	2018	4	.517 (31-60)
Maite Cazorla	2018	4	.517 (15-29)

## 3-POINT FIELD GOALS MADE

Name	Year	Games	3FG (att.)
1. Sabrina Ionescu	2019	5	17 (37)
2. Satou Sabally	2019	5	13 (35)
3. Erin Boley	2019	5	11 (37)
Lexi Bando	2018	4	11 (29)
5. Maite Cazorla	2019	5	9 (20)
Lexi Bando	2017	4	9 (26)
Sabrina Ionescu	2017	4	9 (20)
8. Sabrina Ionescu	2018	4	8 (18)
9. Missy Croshaw	1994	2	7 (10)
10. Erin Boley	2021	2	6 (9)

## 3-POINT FIELD GOAL PCT. (Min. 10 att., 2 games)

Name	Year	Games	3FG%
1. Missy Croshaw	1994	2	.700 (7-10)
2. Sabrina Ionescu	2019	5	.459 (17-37)
3. Maite Cazorla	2019	5	.450 (9-20)
Sabrina Ionescu	2017	4	.450 (9-20)
5. Sabrina Ionescu	2018	4	.444 (8-18)
6. Natalie Hughes	1997	2	.417 (5-12)
7. Cathrine Kraayeveld	2005	2	.400 (4-10)
8. Lexi Bando	2018	4	.379 (11-29)
9. Satou Sabally	2019	5	.371 (13-35)
10. Lexi Bando	2017	4	.346 (9-26)

## FREE THROWS MADE

Name	Year	Games	FT (att.)
1. Sabrina Ionescu	2018	4	20 (24)
2. Ruthy Hebard	2019	5	14 (18)
Cathrine Kraayeveld	2005	2	14 (16)
4. Sabrina Ionescu	2017	4	12 (14)
Alison Lang	1982	1	12 (12)
6. Satou Sabally	2019	5	11 (19)
Angelina Wolvert	1998	1	11 (14)
8. Sabrina Ionescu	2019	5	10 (11)
9. Ruthy Hebard	2017	4	9 (15)
Natalie Hughes	1996	1	9 (12)
Sara Wilson	1994	2	9 (13)
Kris Glidden	1987	2	9 (13)

## FREE THROW PCT. (Min. 10 att., 2 games)

Name	Year	Games	FT%
1. Sabrina Ionescu	2019	5	.909 (10-11)
2. Cathrine Kraayeveld	2005	2	.875 (14-16)
3. Sabrina Ionescu	2017	4	.857 (12-14)
4. Sabrina Ionescu	2018	4	.833 (20-24)
5. Maite Cazorla	2017	4	.800 (8-10)
6. Ruthy Hebard	2019	5	.778 (14-18)
7. Sara Wilson	1994	2	.692 (9-13)
Kris Glidden	1987	2	.692 (9-13)
9. Ruthy Hebard	2017	4	.600 (9-15)
10. Satou Sabally	2019	5	.579 (11-19)





## NCAA TOURNAMENT CAREER RECORDS



**RUTHY HEBARD** is Oregon's all-time NCAA Tournament leader for rebounds (124), steals (20) and field goals made (96), and she ranks second in points (217) and free throws made (25).

## POINTS

Name	Seasons	Games	Points
1. Sabrina Ionescu	2016-20	13	262
2. Ruthy Hebard	2016-20	13	217
3. Maite Cazorla	2015-19	13	125
Satou Sabally	2017-20	9	125
5. Arianne Boyer	1993-97	6	88
6. Lexi Bando	2014-18	8	76
<b>7. Erin Boley</b>	<b>2018-Pres.</b>	<b>7</b>	<b>74</b>
8. Angelina Wolvert	1998-01	5	73
9. Oti Gildon	2015-19	13	72
10. Renae Fegent	1994-97	4	56

## REBOUNDS

Name	Seasons	Games	Rebounds
1. Ruthy Hebard	2016-20	13	124
2. Sabrina Ionescu	2016-20	13	93
3. Satou Sabally	2017-20	9	61
4. Oti Gildon	2015-19	13	46
5. Arianne Boyer	1993-97	6	39
Angelina Wolvert	1998-01	5	39
7. Jenny Mowe	1996-01	6	33
8. Renae Fegent	1994-97	4	32
Mallory McGwire	2016-18	8	32
10. Alison Lang	1980-84	2	30

## ASSISTS

Name	Seasons	Games	Assists
1. Sabrina Ionescu	2016-20	13	102
2. Maite Cazorla	2015-19	13	47
3. Lauri Landerholm	1982-87	3	25
4. Lisa Bowyer	1995-99	6	22
Satou Sabally	2017-20	9	22
6. Corrie Mizusawa	2002-05	2	16
7. Lexi Bando	2014-18	8	14
8. Mallory McGwire	2016-18	8	13
9. Carol Drouet	1984-87	2	12
Shaquala Williams	1998-03	3	12

## STEALS

Name	Seasons	Games	Steals
1. Ruthy Hebard	2016-20	13	20
2. Sabrina Ionescu	2016-20	13	18
3. Maite Cazorla	2015-19	13	11
Satou Sabally	2017-20	9	11
5. Oti Gildon	2015-19	13	10
<b>6. Erin Boley</b>	<b>2018-Pres.</b>	<b>7</b>	<b>8</b>
7. Lisa Bowyer	1995-99	6	7
Cindie Edamura	1993-97	6	7
Lauri Landerholm	1982-87	3	7
10. Lexi Bando	2014-18	8	6
Arianne Boyer	1993-97	6	6

## FIELD GOALS MADE

Name	Seasons	Games	FG Made
1. Ruthy Hebard	2016-20	13	96 (166 att.)
2. Sabrina Ionescu	2016-20	13	93 (194 att.)
3. Maite Cazorla	2015-19	13	47 (103 att.)
4. Satou Sabally	2017-20	9	46 (101 att.)
5. Arianne Boyer	1993-97	6	32 (65 att.)
6. Oti Gildon	2015-19	13	28 (47 att.)
7. Lexi Bando	2014-18	8	27 (73 att.)
<b>8. Erin Boley</b>	<b>2018-Pres.</b>	<b>7</b>	<b>26 (58 att.)</b>
Angelina Wolvert	1998-01	5	26 (48 att.)
10. Jenny Mowe	1996-01	6	23 (32 att.)

## FIELD GOAL PCT. (Min. 30 att., 2 games)

Name	Seasons	Games	FG Pct.
1. Jenny Mowe	1996-01	6	(23-32) .719
2. Oti Gildon	2015-19	13	(28-47) .596
3. Ruthy Hebard	2016-20	13	(96-166) .578
4. Angelina Wolvert	1998-01	5	(26-48) .542
5. Renae Fegent	1994-97	4	(22-42) .524
6. Brianne Meharry	1997-01	4	(17-33) .515
7. Arianne Boyer	1993-97	6	(32-65) .492
8. Sabrina Ionescu	2016-20	13	(93-194) .479
9. Mallory McGwire	2016-18	8	(18-38) .474
10. Shaquala Williams	1998-03	3	(18-39) .462

## 3-POINT FIELD GOALS MADE

Name	Seasons	Games	3FG Made
1. Sabrina Ionescu	2016-20	13	34 (75 att.)
2. Lexi Bando	2014-18	8	20 (55 att.)
3. Satou Sabally	2017-20	9	18 (53 att.)
<b>4. Erin Boley</b>	<b>2018-Pres.</b>	<b>7</b>	<b>17 (46 att.)</b>
Maite Cazorla	2015-19	13	17 (43 att.)
6. Missy Croshaw	1990-94	2	7 (10 att.)
7. Natalie Hughes	1996-98	3	6 (16 att.)
Shaquala Williams	1998-03	3	6 (21 att.)
Jamie Craighead	1998-02	2	6 (27 att.)
10. Natasha O'Brien	1996-99	3	5 (11 att.)

## 3-POINT FIELD GOAL PCT. (Min. 10 att.)

Name	Seasons	Games	3FG Pct.
1. Missy Croshaw	1990-94	2	(7-10) .700
2. Natasha O'Brien	1996-99	3	(5-11) .455
3. Sabrina Ionescu	2016-20	13	(34-75) .453
4. Cathrine Kraayeveld	2000-05	2	(4-10) .400
5. Maite Cazorla	2015-19	13	(17-43) .395
6. Natalie Hughes	1996-98	3	(6-16) .375
7. Lexi Bando	2014-18	8	(20-55) .364
8. Satou Sabally	2017-20	9	(18-53) .340
9. Lisa Bowyer	1995-99	6	(4-13) .308
10. Brandi Davis	2001-06	2	(3-10) .300
<b>Erin Boley</b>	<b>2018-Pres.</b>	<b>6</b>	<b>(15-43) .349</b>

## FREE THROWS MADE

Name	Seasons	Games	FT Made
1. Sabrina Ionescu	2016-20	13	42 (49 att.)
2. Ruthy Hebard	2016-20	13	25 (41 att.)
3. Arianne Boyer	1993-97	6	24 (36 att.)
4. Angelina Wolvert	1998-01	5	20 (27 att.)
5. Alison Lang	1980-84	2	16 (20 att.)
Oti Gildon	2015-19	13	16 (22 att.)
7. Satou Sabally	2017-20	9	15 (24 att.)
8. Cathrine Kraayeveld	2000-05	2	14 (16 att.)
Maite Cazorla	2015-19	13	14 (18 att.)
10. Lisa Bowyer	1995-99	6	13 (17 att.)

## FREE THROW PCT. (Min. 10 att., 2 games)

Name	Seasons	Games	FT Pct.
1. Cathrine Kraayeveld	2000-05	2	(14-16) .875
2. Sabrina Ionescu	2016-20	13	(42-49) .857
3. Renae Fegent	1994-97	4	(11-13) .846
4. Alison Lang	1980-84	2	(16-20) .800
5. Maite Cazorla	2015-19	13	(14-18) .778
6. Lisa Bowyer	1995-99	6	(13-17) .765
7. Angelina Wolvert	1998-01	5	(20-27) .741
8. Oti Gildon	2015-19	13	(16-22) .727
9. Arianne Boyer	1993-97	6	(24-36) .667
10. Satou Sabally	2017-20	9	(15-24) .625

## GAMES PLAYED

Name	Seasons	Games
1. Maite Cazorla	2015-19	13
Oti Gildon	2015-19	13
Ruthy Hebard	2016-20	13
Sabrina Ionescu	2016-20	13
5. Satou Sabally	2017-20	9
6. Lexi Bando	2014-18	8
Justine Hall	2015-18	8
Mallory McGwire	2016-18	8
<b>9. Erin Boley</b>	<b>2018-Pres.</b>	<b>7</b>
<b>Lydia Giomi</b>	<b>2016-Pres.</b>	<b>7</b>

**MISSOURI 59, OREGON 53**First Round - March 13, 1982  
McArthur Court - Eugene, Ore.**#6 SEED OREGON DUCKS (53)**

	MN	FG	FT	R	F	A	T	S	TP
Bernhardt	16	1-2	0-0	2	4	1	6	0	2
Stoican	35	2-4	0-0	2	5	0	1	0	4
Lang	40	6-10	12-12	20	3	2	6	1	24
Trask	36	2-4	2-2	0	4	1	4	0	6
Smith	37	2-16	5-7	8	3	7	7	1	9
Metzger	19	2-4	2-3	7	2	0	4	0	6
Higgs	13	0-1	2-2	2	1	0	2	0	2
Harris	4	0-1	0-0	0	0	0	0	0	0
Totals	200	15-42	23-26	44	22	11	31	2	53

**#3 SEED MISSOURI TIGERS (59)**

	MN	FG	FT	R	F	A	T	S	TP
Walker	38	6-15	2-2	7	1	0	3	3	14
Davis	26	5-14	1-2	7	4	1	4	0	11
Ferret	24	3-13	2-3	3	1	1	2	3	8
Hollins	20	0-6	1-2	3	3	1	2	2	1
McFerrin	30	2-4	6-9	2	3	1	0	1	10
Schwander	28	3-9	2-2	7	5	0	3	3	8
Brueggstrass	12	2-7	2-2	6	5	1	4	2	12
Totals	200	21-69	17-24	40	23	5	21	14	59

Halftime - Missouri 25, Oregon 22

FG Percentage - Oregon .357, Missouri .304

FT Percentage - Oregon .885, Missouri .708

Attendance - 5,032

**SAN DIEGO STATE 70, OREGON 63**First Round - March 16, 1984  
Peterson Gym - San Diego, Calif.**#3 SEED OREGON DUCKS (63)**

	MN	FG	FT	R	F	A	T	S	TP
Metzger	32	6-17	0-0	8	4	1	4	1	12
Pettersen	23	0-2	0-0	2	3	1	0	0	0
Lang	40	9-14	4-8	10	1	0	7	1	22
McDuffie	40	5-10	1-2	1	2	5	4	0	11
Landerholm	39	3-8	1-2	3	2	10	2	4	7
Carver	1	0-0	0-0	0	0	0	0	0	0
Higgs	24	4-8	3-8	6	5	0	4	0	11
Neal	1	0-0	0-0	0	0	1	2	0	0
Totals	200	27-59	9-20	32	17	18	23	6	63

**#6 SEED SAN DIEGO STATE AZTECS (70)**

	MN	FG	FT	R	F	A	T	S	TP
Arceneaux	30	1-4	1-1	10	4	1	2	1	3
Hutchinson	40	15-32	3-5	16	4	1	8	10	33
Wallace	22	3-5	1-1	4	4	0	1	0	7
Stack	29	4-8	0-1	1	1	6	3	3	8
Overton	27	3-4	2-2	5	1	5	4	0	8
Coleman	7	0-0	2-2	1	2	0	0	0	2
Blackman	5	0-0	0-0	0	0	0	1	0	0
Duncan	26	4-12	1-2	5	3	2	1	2	9
Perczynski	14	0-2	0-0	2	0	3	1	0	0
Totals	200	30-63	10-14	44	19	18	21	16	70

Halftime - San Diego State 38, Oregon 29

FG Percentage - Oregon .466, Missouri .476

FT Percentage - Oregon .450, Missouri .714

Attendance - 1,520

**OREGON 75, EASTERN WASHINGTON 56**First Round - March 11, 1987  
McArthur Court - Eugene, Ore.**#10 SEED OREGON DUCKS (75)**

	MN	FG	FT	R	F	A	T	S	TP
Glidden	24	3-7	6-9	8	2	1	4	1	12
Neumann	32	6-11	3-3	13	1	0	3	1	15
Kasperski	30	8-14	0-0	10	1	0	1	0	16
Drouet	37	5-11	2-3	3	0	7	0	2	12
Landerholm	32	5-9	2-2	6	3	6	3	2	12
Semeniuk	23	3-6	0-0	5	1	2	1	1	6
Neal	1	0-0	0-0	0	0	1	0	0	0
Sattiewhite	18	1-5	0-2	1	0	2	0	0	2
Giguere	1	0-1	0-0	2	0	0	0	0	0
Evans	1	0-0	0-0	0	0	0	0	0	0
Eble	1	0-0	0-0	0	0	0	0	0	0
Totals	200	31-64	13-19	50	8	19	12	7	75

**#7 SEED EASTERN WASHINGTON EAGLES (56)**

	MN	FG	FT	R	F	A	T	S	TP
Gaubinger	39	2-6	0-0	5	2	3	3	2	4
Smith	39	10-15	0-0	0	3	0	1	2	20
Danner	28	2-10	4-4	5	4	1	1	1	8
Souther	37	6-18	0-0	13	4	1	2	2	12
Johal	39	6-16	0-0	3	3	5	2	0	12
Stewart	1	0-1	0-0	0	0	0	0	0	0
Karnes	1	0-1	0-0	0	0	0	0	0	0
Hattermer	1	0-0	0-0	0	0	0	0	0	0
Coleman	1	0-0	0-0	0	0	0	0	0	0
Vietz	1	0-0	0-0	0	0	0	0	0	0
Devoir	13	0-4	0-0	3	1	0	0	0	0
Totals	200	26-71	4-4	31	17	10	9	7	56

Halftime - Oregon 34, Eastern Washington 24

FG Percentage - Oregon .484, Eastern Washington .366

FT Percentage - Oregon .684, Eastern Washington 1.000

Attendance - 2,731

**OHIO STATE 76, OREGON 52**Second Round - March 14, 1987  
McArthur Court - Eugene, Ore.**#10 SEED OREGON DUCKS (62)**

	MN	FG	FT	R	F	A	T	S	TP
Glidden	24	1-6	3-4	7	2	0	0	1	5
Neumann	30	6-14	2-4	5	2	1	2	0	14
Kasperski	31	6-11	0-1	3	2	0	2	3	12
Drouet	25	1-5	0-0	2	1	5	1	0	2
Landerholm	36	7-22	3-4	11	5	9	7	1	17
Semeniuk	22	2-3	0-0	1	2	3	1	1	4
Neal	1	0-0	0-0	0	1	0	0	0	0
Sattiewhite	28	4-6	0-0	1	2	2	1	3	8
Giguere	3	0-1	0-0	1	0	1	0	0	0
Totals	200	27-68	8-13	31	17	21	14	9	62

**#2 SEED OHIO STATE BUCKEYES (76)**

	MN	FG	FT	R	F	A	T	S	TP
Strine	35	7-16	1-1	7	4	2	3	2	15
Hall	32	8-12	2-2	14	4	4	5	1	18
Dombkowski	35	2-5	1-4	6	4	1	1	2	5
Sanford	36	5-9	4-6	1	0	9	4	3	14
Cline	36	5-11	2-2	6	2	5	1	3	12
Johnson	5	0-1	0-1	0	1	0	1	0	0
Smith	6	1-1	0-0	2	2	0	0	0	2
Sanchez	3	0-0	0-0	0	0	0	1	0	0
Lowry	11	5-6	0-0	4	0	1	3	0	10
Gilkey	1	0-0	0-0	0	0	0	0	0	0
Totals	200	33-61	10-16	42	17	22	19	11	76

Halftime - Ohio State 35, Oregon 29

FG Percentage - Oregon .397, Ohio State .541

FT Percentage - Oregon .615, Ohio State .625

Attendance - 5,157

**OREGON 74, SANTA CLARA 59**First Round - March 16, 1994  
McArthur Court - Eugene, Ore.**#6 SEED OREGON DUCKS (74)**

	MN	FG	FT	R	F	A	T	S	TP
Schutt	38	3-10	4-4	3	2	0	2	2	11
Boyer	28	4-5	4-4	4	5	1	4	0	12
Wilson	36	8-14	7-11	13	2	0	2	1	23
Healea	27	1-2	6-7	4	3	2	3	2	8
Croshaw	36	3-7	4-5	4	4	3	4	1	12
Murphy	6	0-0	0-0	0	1	0	0	0	0
Miller	11	3-5	0-0	2	0	1	1	2	6
Edwards	11	0-0	2-4	3	2	0	2	0	2
Boeving	2	0-0	0-0	0	0	0	0	0	0
Edamura	4	0-0	0-0	0	0	1	0	0	0
Sandvold	1	0-0	0-0	0	0	0	0	0	0
Totals	200	22-43	27-35	36	19	8	18	8	74

**#11 SEED SANTA CLARA BRONCOS (59)**

	MN	FG	FT	R	F	A	T	S	TP
Coleman	26	2-6	2-2	2	4	1	2	0	7
Silvernail	37	5-15	3-5	11	4	3	5	2	13
Bailey	21	3-3	0-0	2	4	0	3	1	6
Baldwin	19	1-7	0-0	2	4	3	0	0	3
Ressa	29	5-13	2-2	7	1	4	2	1	14
Smith	12	1-1	0-0	2	4	0	0	0	2
Chiamparino	24	5-15	0-2	1	4	0	1	0	14
Riedman	19	0-0	0-0	1	4	1	6	0	0
Gonzales	7	0-1	0-0	0	1	0	0	0	0
Hollowell	3	0-0	0-0	0	1	0	0	0	0
Meadough	1	0-0	0-0	1	0	0	0	0	0
Silacci	1	0-0	0-0	0	0	0	0	0	0
Hurley	1	0-0	0-0	0	0	0	0	0	0
Totals	200	22-61	7-11	32	31	12	19	4	59

Halftime - Santa Clara 38, Oregon 36

3-pt. Field Goals - Oregon 3-6 (Schutt 1-2, Healea 0-1, Croshaw 2-3), Santa Clara 8-33 (Coleman 1-4, Silvernail 0-2, Baldwin 1-5, Ressa 2-9, Chiamparino 4-13)

FG Percentage - Oregon .512, Santa Clara .361

FT Percentage - Oregon .771, Santa Clara .636

Attendance - 7,691

**COLORADO 92, OREGON 71**Second Round - March 19, 1994  
Coors Events Center - Boulder, Colo.**#6 SEED OREGON DUCKS (71)**

	MN	FG	FT	R	F	A	T	S	TP
Boyer	33	4-8	1-2	2	3	1	1	1	9
Schutt	32	3-11	0-0	3	4	2	2	0	7
Wilson	17	3-6	2-2	3	5	0	5	0	8
Healea	36	5-11	2-2	4	4	3	1	1	13
Croshaw	32	8-12	0-0	5	4	6	6	0	21
Edwards	16	0-0	0-1	2	2	0	0	1	0
Sporcich	11	1-2	2-2	3	0	0	0	1	4
Miller	4	0-1	0-0	0	1	1	0	0	0
Murphy	8	2-3	0-0	1	1	0	0	0	4
Edamura	8	1-1	0-0	0	0	1	0	0	2
Boeving	3	1-2	1-1	2	0	1	0	0	3
Totals	200	28-57	8-10	28	23	15	17	4	71

**#3 SEED COLORADO BUFFALOES (92)**

	MN	FG	FT	R	F	A	T	S	TP
Lang	31	10-14	6-8	1	1	2	3	1	26
Scholz	9	1-2	1-1	2	5	1	1	0	3
Palmer	34	7-7	2-2	4	1	8	0	1	17
Thomas	26	5-9	4-5	6	2	5	1	0	14
Sheetz	36	3-12	8-8	2	2	5	4	1	15
Jones	20	1-3	6-6	5	0	4	1	1	8
Weathers	15	1-2	3-6	2	1	0	1	0	5
Scott	17	2-3	0-1	3	4	1	1	1	4
Slokar	6	0-1	0-0	2	0	0	0	0	0
Jacobs	3	0-1	0-0	0	0	0	0	0	0
Stanish	3	0-0	0-0	1	0	0	0	0	0
Totals	200	30-54	30-37	33	16	26	12	5	92



## LOUISVILLE 67, OREGON 65

First Round • March 17, 1995  
Georgia Coliseum • Athens, Ga.

### #6 SEED OREGON DUCKS (65)

	MN	FG	FT	R	F	A	T	S	TP
Schutt	36	2-7	0-0	2	4	5	1	0	5
Boyer	36	6-16	7-10	12	3	2	2	3	19
Fegent	38	6-14	2-3	13	2	1	2	1	14
Edamura	38	5-9	2-2	2	2	3	3	3	13
Crowe	37	5-12	1-1	3	2	3	4	2	12
Healea	5	0-0	0-0	1	1	0	0	0	0
Edwards	6	0-0	0-0	0	1	0	1	1	0
Boeving	4	1-2	0-0	0	0	0	0	0	2
Totals	200	25-60	12-16	36	15	14	13	10	65

### #11 SEED LOUISVILLE CARDINALS (67)

	MN	FG	FT	R	F	A	T	S	TP
Mattox	36	7-16	1-2	6	1	2	3	0	19
Scott	32	9-13	3-5	3	4	1	1	0	21
Martin	26	1-3	0-0	7	3	1	1	0	2
Inman	37	6-10	0-0	5	3	4	3	0	17
Glanton	21	0-3	0-0	4	3	1	4	2	0
Cloudy	18	0-2	0-0	0	1	7	2	1	0
Smith	8	1-4	1-2	3	2	0	0	0	4
Ludwig	22	2-5	0-0	5	1	0	3	1	4
Totals	200	26-56	5-9	36	18	16	17	4	67

Halftime — Oregon 34, Louisville 31

3-pt. Field Goals — Oregon 3-10 (Schutt 1-5, Edamura 1-1, Crowe 1-3, Boeving 0-1), Louisville 10-20 (Mattox 4-9, Scott 0-1, Inman 5-6, Smith 1-4)

FG Percentage — Oregon .417, Louisville .464

FT Percentage — Oregon .750, Louisville .556

Attendance — 1,512

## WISCONSIN 74, OREGON 60

First Round • March 15, 1996  
Memorial Coliseum • Nashville, Tenn.

### #11 SEED OREGON DUCKS (60)

	MN	FG	FT	R	F	A	T	S	TP
Boeving	30	4-10	0-0	4	1	0	2	0	11
Boyer	32	4-8	9-12	4	5	1	3	1	17
Fegent	32	4-10	3-4	6	3	0	3	2	12
Bowyer	34	3-8	1-2	4	5	2	4	0	7
Edamura	40	3-8	0-0	7	1	3	3	0	7
Curtis	21	2-3	0-0	4	1	1	2	2	4
Benson	3	0-1	0-0	0	0	0	0	0	0
McKnight	6	1-1	0-0	0	0	0	1	0	2
Brewster	2	0-1	0-0	1	1	0	0	0	0
Totals	200	21-50	13-18	30	17	7	18	5	60

### #6 SEED WISCONSIN BADGERS (74)

	MN	FG	FT	R	F	A	T	S	TP
Klapperich	31	7-11	2-5	7	4	1	1	3	16
Boston	29	0-2	2-2	3	2	2	3	0	2
Franke	35	10-18	4-4	5	3	2	1	3	24
Anderson	35	2-11	6-6	1	1	7	0	1	10
Voigt	34	4-10	0-0	5	0	4	3	1	12
Wiersma	16	4-4	0-0	6	0	2	2	1	8
Hartwig	5	1-1	0-0	0	3	0	1	1	2
Cattanach	11	0-1	0-0	1	0	0	0	2	0
Rhodes	4	0-0	0-0	0	0	0	0	0	0
Totals	200	28-58	14-17	33	13	18	11	12	74

Halftime — Wisconsin 34, Oregon 28

3-pt. Field Goals — Oregon 5-8 (Boeving 3-4, Fegent 1-1, Edamura 1-1, Bowyer 0-2), Wisconsin 4-8 (Voigt 4-7, Cattanach 0-1)

FG Percentage — Oregon .420, Wisconsin .483

FT Percentage — Oregon .722, Wisconsin .824

Attendance — 4,145

## OREGON 80, SAN DIEGO STATE 68

First Round • March 15, 1997  
Thompson-Boling Arena • Knoxville, Tenn.

### #6 SEED OREGON DUCKS (80)

	MN	FG	FT	R	F	A	T	S	TP
Hughes	33	6-13	4-5	5	3	2	3	2	17
Boyer	37	8-16	3-7	11	3	2	3	2	19
Fegent	33	6-8	2-2	10	1	1	1	0	14
Bowyer	34	3-5	5-8	2	2	3	3	1	13
Edamura	29	0-0	2-2	3	1	1	2	2	2
Mowe	9	3-4	0-0	3	0	0	0	0	6
Benson	18	3-5	0-0	0	3	0	2	0	7
Strange	4	1-1	0-0	0	0	1	1	0	2
McKnight	3	0-0	0-0	0	1	0	2	0	0
Totals	200	30-52	16-24	37	14	11	16	5	80

### #11 SEED SAN DIEGO STATE AZTECS (68)

	MN	FG	FT	R	F	A	T	S	TP
DiCamilli	35	3-5	1-4	7	4	2	3	0	7
Nowlin-Tres	39	9-16	2-3	4	4	1	3	3	24
Bale	17	0-0	1-2	0	2	0	1	1	1
Wright	39	3-4	2-2	1	5	6	2	2	10
Rucker	35	7-19	3-5	4	3	1	1	1	17
Zukauskaite	11	2-3	0-0	0	0	0	1	0	5
Woods	23	2-4	0-0	3	4	1	4	0	4
Sledge	1	0-0	0-0	0	0	0	0	0	0
Totals	200	26-51	9-16	19	22	11	15	7	68

Halftime — Oregon 39, San Diego State 29

3-pt. Field Goals — San Diego State 7-15 (Nowlin-Tres 4-7, Wright 2-2, Rucker 0-5, Zukauskaite 1-1), Oregon 4-9 (Hughes 1-4, Bowyer 2-2, Benson 1-3)

FG Percentage — San Diego State .510, Oregon .577

FT Percentage — San Diego State .563, Oregon .667

Attendance — 6,456

## TENNESSEE 76, OREGON 59

Second Round • March 17, 1997  
Thompson-Boling Arena • Knoxville, Tenn.

### #6 SEED OREGON DUCKS (59)

	MN	FG	FT	R	F	A	T	S	TP
Benson	26	1-8	0-0	6	2	1	2	3	2
Boyer	39	6-11	0-1	6	3	2	6	1	12
Fegent	31	6-10	4-4	3	3	2	3	0	16
Hughes	32	7-15	0-0	1	3	3	4	2	18
Bowyer	24	0-1	0-0	1	4	3	2	1	0
Edamura	27	2-4	0-0	1	1	2	2	2	5
Mowe	17	2-4	0-0	3	1	0	1	0	4
Oliveira	2	0-0	0-0	1	0	1	0	0	0
Boeving	2	1-1	0-0	0	0	0	0	0	2
Totals	200	25-54	4-5	25	17	14	20	9	59

### #3 SEED TENNESSEE VOLUNTEERS (76)

	MN	FG	FT	R	F	A	T	S	TP
Holdsclaw	40	10-15	4-8	12	1	5	7	3	24
Conklin	20	6-11	2-2	4	3	0	1	1	18
Thompson	32	3-5	7-8	7	3	1	1	3	13
Elzy	23	0-4	0-0	4	2	2	3	1	0
Greene	33	4-6	2-2	0	0	0	2	2	11
Johnson	24	2-4	3-4	2	1	0	2	0	7
Laxton	9	0-0	0-0	0	0	0	1	0	0
Jolly	15	1-2	0-0	1	1	0	1	0	3
Stephens	4	0-1	0-0	0	2	0	0	0	0
Totals	200	26-49	18-24	31	13	8	18	10	76


Halftime — Tennessee 36, Oregon 30

3-pt. Field Goals — Oregon 5-13 (Benson 0-2, Boyer 0-1, Hughes 4-8, Edamura 1-2), Tennessee 6-12 (Holdsclaw 0-1, Conklin 4-7, Greene 1-2, Jolly 1-2)

FG Percentage — Oregon .463, Tennessee .531

FT Percentage — Oregon .800, Tennessee .750

Attendance — 6,191



NATALIE HUGHES (left) and LISA BOWYER battle for a loose ball vs. Tennessee in the second round of the 1997 NCAA Tournament.

## RUTGERS 79, OREGON 76

First Round • March 14, 1998  
Hilton Coliseum • Ames, Iowa

### #12 SEED OREGON DUCKS (76)

	MN	FG	FT	R	F	A	T	S	TP
Hughes	37	3-11	2-2	3	4	6	2	1	9
O'Brien	35	5-12	1-2	7	3	0	2	0	13
Wolvert	33	6-9	11-14	10	2	1	5	0	23
Bowyer	12	0-0	0-0	3	1	4	1	0	0
Curtis	34	5-10	6-7	2	3	0	0	1	17
Piers	3	0-0	0-0	0	0	1	1	0	0
Benson	4	0-0	0-0	0	0	0	2	0	0
Strange	19	2-4	0-0	4	0	2	1	0	4
McKnight	19	2-3	4-4	2	3	0	1	0	10
Dion	4	0-1	0-0	0	1	1	0	0	0
Totals	200	23-50	24-29	33	17	15	15	2	76

### #5 SEED RUTGERS SCARLET KNIGHTS (79)

	MN	FG	FT	R	F	A	T	S	TP
Lillard	21	0-1	0-0	0	1	0	2	0	0
Miles	31	5-12	3-5	17	4	1	1	0	13
Clemente	18	1-3	0-0	4	5	0	1	0	2
Young	33	8-18	2-2	1	0	2	1	1	23
Pointer	29	7-11	3-6	5	4	7	1	2	17
Gilmore	12	0-3	0-0	1	2	1	1	0	0
Eggleston	7	0-1	0-0	0	3	0	0	0	0
Honeycutt	4	1-1	0-0	2	0	0	1	0	2
Stewart	25	5-13	1-2	4	0	1	1	1	14
Boonen	4	0-0	0-0	0	1	0	0	2	0
Sutton-Brown	16	3-6	2-3	4	5	0	1	2	8
Totals	200	30-69	11-18	40	25	12	10	8	79

Halftime — Oregon 40, Rutgers 40

3-pt. Field Goals — Rutgers 8-20 (Young 5-10, Stewart 3-8, Pointer 0-1, Gilmore 0-1), Oregon 6-11 (McKnight 2-2, O'Brien 2-4, Curtis 1-1, Hughes 1-4)

FG Percentage — Oregon .460, Rutgers .435

FT Percentage — Oregon .828, Rutgers .611

Attendance — 9,221



**OREGON 65, CINCINNATI 56**

First Round - March 12, 1999

Hilton Coliseum - Ames, Iowa

**#5 SEED OREGON DUCKS (65)**

	MN	FG	FT	R	F	A	T	S	TP
O'Brien	23	4-7	0-0	5	3	3	1	1	9
Meharry	38	5-10	4-7	13	2	2	2	1	14
Wolvert	28	7-9	2-4	9	3	1	3	1	16
Williams	39	6-12	4-4	2	2	4	3	2	16
Bowyer	30	1-5	4-4	0	3	3	1	3	6
Piers	1	0-0	0-0	0	0	0	0	1	0
Strange	16	1-6	0-0	2	1	2	1	1	2
Dion	11	0-0	0-0	1	0	0	3	0	0
Mowe	13	1-3	0-0	3	1	0	1	0	2
Curtis	1	0-0	0-0	1	0	0	0	0	0
Totals	200	26-49	18-24	31	13	8	18	10	76

**#12 SEED CINCINNATI BEARCATS (56)**

	MN	FG	FT	R	F	A	T	S	TP
Stocks	22	1-2	0-0	3	4	2	0	0	3
Scott	35	6-13	3-3	4	2	0	2	1	15
Kirk	24	1-4	0-0	5	1	1	1	1	2
Slaise	35	3-17	4-4	4	3	6	7	5	35
Roberson	33	3-9	0-0	4	4	4	3	2	6
Wilder	7	1-1	0-3	1	2	0	0	0	2
Groeber	16	3-5	1-3	5	2	0	2	1	16
Merriweather	16	1-1	0-0	2	0	0	0	0	2
Perry	12	2-5	2-3	0	1	0	2	0	7
Totals	200	21-57	10-16	30	19	13	16	3	56

Halftime - Oregon 38, Cincinnati 30

3-pt. Field Goals - Cincinnati 4-11 (Slaise 2-6, Perry 1-1, Stocks 1-2, Kirk 0-1, Roberson 0-1), Oregon 1-10 (O'Brien 1-3, Williams 0-6, Bowyer 0-1)

FG Percentage - Cincinnati .368, Oregon .481

FT Percentage - Cincinnati .625, Oregon .737

Attendance - 12,337

**IOWA STATE 85, OREGON 70**

Second Round - March 14, 1999

Hilton Coliseum - Ames, Iowa

**#5 SEED OREGON DUCKS (70)**

	MN	FG	FT	R	F	A	T	S	TP
O'Brien	30	3-8	0-0	2	2	1	2	1	8
Meharry	32	1-4	1-2	2	4	1	3	2	3
Wolvert	15	1-6	2-2	1	1	0	0	0	4
Williams	39	6-12	0-0	2	4	3	2	2	16
Bowyer	38	4-11	3-3	3	5	7	6	2	13
Strange	3	0-0	0-0	0	0	1	0	0	0
Dion	10	1-3	1-2	2	0	2	1	1	4
Mowe	24	9-9	2-3	6	4	3	3	1	20
Curtis	9	0-1	2-2	0	3	0	1	0	2
Totals	200	25-54	11-14	24	23	18	18	9	70

**#4 SEED IOWA STATE CYCLONES (85)**

	MN	FG	FT	R	F	A	T	S	TP
Gahan	29	2-5	5-6	7	3	1	2	1	9
Huelman	28	2-5	0-0	1	1	1	0	0	5
Welle	29	7-13	7-8	10	2	1	2	3	21
Frese	36	3-10	5-7	3	1	8	7	1	12
Taylor	35	5-9	0-0	5	2	4	0	2	12
Haugen	20	1-2	3-4	2	1	0	1	0	6
Homeyer	1	0-0	0-0	0	0	0	0	0	0
Robson	1	0-0	0-0	0	0	0	0	0	0
Shriver	1	0-1	0-0	0	0	0	0	0	0
Cizek	1	0-0	1-2	0	0	0	0	0	1
Francis	19	9-13	0-2	5	3	1	3	1	19
Totals	200	29-58	21-29	38	13	16	15	8	85

Halftime - Iowa State 48, Oregon 38

3-pt. Field Goals - Oregon 9-26 (Williams 4-10, O'Brien 2-4, Bowyer 2-8, Dion 1-3, Curtis 0-1), Iowa State 6-15 (Taylor 2-4, Haugen 1-1, Huelman 1-2, Francis 1-3, Frese 1-3, Gahan 0-2)

FG Percentage - Iowa State .500, Oregon .463

FT Percentage - Iowa State .724, Oregon .786

Attendance - 11,719

**UAB 80, OREGON 79 (OT)**

First Round - March 17, 2000

McArthur Court - Eugene, Ore.

**#6 SEED OREGON DUCKS (79)**

	MN	FG	FT	R	F	A	T	S	TP
Wolvert	40	4-11	4-5	6	2	3	1	0	12
Mowe	19	2-3	1-2	6	2	0	2	1	5
Williams	43	6-15	3-3	4	4	5	3	0	17
Craighead	39	5-11	0-0	5	4	1	0	2	13
Strange	40	4-7	2-2	4	0	3	3	0	10
Piers	1	0-1	0-0	0	1	0	0	0	0
Shreve	8	1-2	0-0	2	3	0	2	0	3
Fredrick	3	0-3	0-0	1	1	0	0	0	0
Moore	6	0-1	0-0	1	1	1	1	0	0
Unaka	2	0-0	0-0	0	0	0	0	0	0
Meharry	24	8-13	3-5	4	2	2	1	0	19
Totals	225	30-67	13-17	36	20	15	13	3	79

**#11 SEED UAB BLAZERS (80)**

	MN	FG	FT	R	F	A	T	S	TP
D. Jackson	45	12-23	7-12	10	2	1	3	0	32
Holland	35	2-9	3-4	1	1	1	1	1	8
Smith	19	2-4	0-1	6	5	0	1	1	4
L. Jackson	38	2-11	2-2	5	2	8	5	1	6
Thrash	35	6-10	4-6	5	3	1	2	2	19
Stallings	27	2-3	0-0	0	2	0	1	0	5
Rhodes	24	3-4	0-0	6	2	0	0	0	6
Brown	2	0-0	0-0	0	1	0	0	0	0
Totals	225	29-64	16-25	39	18	11	13	5	80

Halftime - UAB 39, Oregon 38

3-pt. Field Goals - Oregon 6-15 (Craighead 3-6, Williams 2-5, Shreve 1-2, Moore 0-1, Wolvert 0-1), UAB 6-17 (Thrash 3-3, D. Jackson 1-5, Holland 1-5, Stallings 1-2, L. Jackson 0-2)

FG Percentage - Oregon .448, UAB .453

FT Percentage - Oregon .765, UAB .640

Attendance - 7,672

**IOWA 89, OREGON 82 (OT)**

First Round - March 17, 2001

Jon M. Huntsman Center - Salt Lake City, Utah

**#13 SEED OREGON DUCKS (82)**

	MN	FG	FT	R	F	A	T	S	TP
Dion	38	6-14	4-4	6	4	5	1	0	16
Wolvert	36	8-13	1-2	13	3	3	4	1	18
Mowe	29	6-9	5-8	12	4	1	6	0	17
Craighead	42	4-22	0-0	2	2	4	2	3	11
Edwards	44	3-6	0-0	1	2	2	0	0	8
Shreve	4	1-2	0-0	0	0	0	0	0	2
Fredrick	4	0-0	0-0	0	2	0	1	0	0
Unaka	6	1-3	0-0	0	1	0	0	0	2
Meharry	22	3-6	0-1	7	5	3	1	0	8
Totals	225	32-75	12-17	45	23	18	15	4	82

**#4 SEED IOWA HAWKEYES (89)**

	MN	FG	FT	R	F	A	T	S	TP
Magner	23	1-3	4-4	3	1	0	3	1	7
Lillis	36	3-11	3-4	6	5	2	2	0	9
Peterson	31	7-9	5-8	7	3	4	3	4	19
Meder	43	7-16	7-8	1	2	2	0	2	25
Consuegra	41	5-11	2-2	4	4	7	3	0	13
Watson	11	0-2	0-1	3	0	0	0	0	0
Berdo	25	3-8	2-5	2	0	0	1	0	10
Bullock	15	3-4	0-0	6	4	0	2	2	6
Totals	225	29-64	23-29	38	19	15	14	9	89

Halftime - Iowa 39, Oregon 35

3-pt. Field Goals - Oregon 6-29 (Craighead 3-21, Edwards 2-5, Wolvert 1-1, Dion 0-1, Meharry 0-1), Iowa 8-15 (Meder 4-7, Berdo 2-5, Magnier 1-2, Consuegra 1-1)

FG Percentage - Oregon .455, Iowa .444

FT Percentage - Oregon .706, Iowa .793

Attendance - 3,119

**OREGON 58, TCU 55**

First Round - March 19, 2005

Bank of America Arena - Seattle, Wash.

**#10 SEED OREGON DUCKS (58)**

	MN	FG	FT	R	F	A	T	S	TP
Forristall	22	1-4	2-2	7	3	0	2	0	4
Kraayeveld	36	7-12	6-7	5	2	1	4	1	23
Bills	31	4-12	2-3	8	2	2	4	1	10
Mizusawa	40	0-1	0-0	3	2	8	3	1	0
Davis	24	2-8	1-2	2	2	0	2	0	7
Richards	15	3-5	2-5	6	4	0	0	2	8
Chapdelaine	16	0-2	2-2	4	1	1	1	0	0
Okwumabua	4	0-0	0-0	0	0	0	0	0	2
Haring	12	2-5	0-0	0	0	2	1	1	4
Totals	200	19-49	15-21	43	16	14	16	6	58

**#7 SEED TCU HORNED FROGS (55)**

	MN	FG	FT	R	F	A	T	S	TP
Newton	28	2-5	3-4	4	3	0	2	2	7
Davis	24	1-4	5-5	1	3	0	0	1	8
Irvin	32	5-19	4-4	7	5	1	4	1	14
Lacy	36	4-13	1-2	5	3	4	2	1	10
Butler-Rayford	13	0-3	1-2	1	2	0	0	0	1
Baker	18	1-6	0-0	3	2	0	2	1	3
Knight	24	0-1	0-0	1	1	2	1	1	0
Clementino	23	2-6	5-6	7	1	0	1	1	10
Goodwin	2	1-1	0-0	2	1	0	0	0	2
Totals	200	16-58	19-23	39	21	7	12	8	55

Halftime - Oregon 27, TCU 27

3-pt. Field Goals - Oregon 5-15 (Kraayeveld 3-6, Davis 2-5, Forristall 0-2, Chapdelaine 0-1, Haring 0-1), TCU 4-15 (Davis 1-4, Baker 1-3, Lacy 1-3, Clementino 1-2, Irvin 0-2, Knight 0-1)

FG Percentage - Oregon .388, TCU .276

FT Percentage - Oregon .714, TCU .826

Attendance - 3,094

**BAYLOR 69, OREGON 46**

Second Round - March 21, 2005

Bank of America Arena - Seattle, Wash.

**#10 SEED OREGON DUCKS (46)**

	MN	FG	FT	R	F	A	T	S	TP
Forristall	27	1-4	0-0	5	2	3	1	1	3
Kraayeveld	38	3-11	8-9	8	2	0	3	1	15
Bills	18	4-8	0-3	4	5	0	3	1	8
Mizusawa	37	1-2	3-6	1	1	8	5	1	5
Davis	27	3-10	0-0	0	2	0	2	0	7
Richards	18	2-3	1-3	5	2	0	4	2	5
Chapdelaine	13	0-2	0-0	1	2	0	4	1	0
Okwumabua	3	0-1	1-2	0	0	0	1	0	1
Oaks	3	0-2	0-0	0	0	0	0	0	0
Shettlers	5	0-0	0-0	2	0	0	0	0	0
Haring	11	1-1	0-0	2	2	0	1	1	2
Totals	200	15-44	13-23	33	23	11	24	8	46

**#2 SEED BAYLOR BEARS (69)**

	MN	FG	FT
--	----	----	----



**RUTHY HEBARD** hit the game-winning shot in a 71-70 first-round win over Temple in 2017, securing UO's first NCAA tournament win since 2005.

## OREGON 71, TEMPLE 70

First Round - March 18, 2017  
Cameron Indoor Stadium - Durham, N.C.

### #10 SEED OREGON DUCKS (71)

	MN	FG	FT	R	F	A	TO	ST	TP
Hebard (F)	39	9-17	5-9	7	1	0	2	1	23
McGwire (F)	30	6-11	1-2	10	4	3	3	0	13
Cazorla (G)	40	2-7	0-0	4	1	3	0	3	5
Bando (G)	30	2-7	0-0	4	0	2	0	1	5
Ionescu (G)	39	7-17	0-0	7	1	7	2	1	16
Hall	11	1-3	0-0	1	2	1	0	0	2
Gildon	9	2-3	1-2	2	0	0	0	0	5
Campisano	4	1-2	0-0	3	0	0	0	0	2
Totals	200	30-67	7-13	40	9	16	10	6	71

### #7 SEED TEMPLE OWLS (70)

	MN	FG	FT	R	F	A	TO	ST	TP
Sherrill (F)	30	5-11	0-0	5	3	0	2	3	10
Martin (C)	21	0-0	2-2	6	2	0	1	1	2
Butts (G)	37	12-19	0-0	2	0	1	1	2	28
Fitzgerald (G)	35	6-17	4-4	5	2	6	3	0	16
T. Atkinson (G)	35	3-14	2-5	14	1	4	2	0	8
S. Atkinson	3	0-0	0-0	0	1	0	0	0	0
Berger	20	0-4	0-0	3	0	2	0	0	0
Taylor	12	2-4	0-0	1	2	0	0	0	4
Bolduc	7	1-2	0-0	0	0	0	0	0	2
Totals	200	29-71	8-11	41	11	13	10	6	70

Halftime - Oregon 35, Temple 34

3-pt. Field Goals - Oregon 4-16 (Ionescu 2-6, Bando 1-5, Cazorla 1-3, Hall 0-2), Temple 4-16 (Butts 4-8, Fitzgerald 0-3, T. Atkinson 0-3, Berger 0-2)

FG Percentage - Oregon .448, Temple .408

3FG Percentage - Oregon .250, Temple .250

FT Percentage - Oregon .538, Temple .727

Attendance - 2,328

## OREGON 74, DUKE 65

Second Round - March 20, 2017  
Cameron Indoor Stadium - Durham, N.C.

### #10 SEED OREGON DUCKS (74)

	MN	FG	FT	R	F	A	TO	ST	TP
Hebard (F)	36	9-14	2-4	15	1	0	2	2	20
McGwire (F)	21	2-4	0-0	2	3	2	1	0	4
Cazorla (G)	34	5-12	3-5	2	3	6	4	0	17
Bando (G)	36	5-14	0-0	2	1	5	1	0	14
Ionescu (G)	40	3-8	6-8	8	0	6	1	2	13
Hall	8	1-3	0-0	1	2	0	0	1	2
Vandenberg	16	0-1	0-0	0	1	1	2	1	0
Gildon	9	1-2	2-2	1	0	0	0	0	4
Totals	200	26-58	13-19	33	11	20	12	6	74

### #2 SEED DUKE BLUE DEVILS (65)

	MN	FG	FT	R	F	A	TO	ST	TP
Odom (F)	27	2-7	0-1	4	3	0	1	0	4
Cooper (F)	30	4-5	1-2	9	3	2	1	4	9
Mathias (C)	17	1-6	0-0	2	0	0	1	0	2
Brown (G)	39	8-18	7-7	5	2	6	1	2	25
Greenwell (G)	39	3-11	0-0	9	4	3	5	2	6
Primm	20	3-5	2-2	3	3	2	2	0	8
Suggs	6	0-1	0-0	0	0	0	0	0	0
Chidom	22	5-14	1-2	4	3	2	1	1	11
Totals	200	26-67	11-14	41	18	15	13	9	65

Halftime - Oregon 31, Duke 26

3-pt. Field Goals - Oregon 9-26 (Bando 4-12, Cazorla 4-8, Ionescu 1-4, Hall 0-2), Duke 2-15 (Brown 2-7, Greenwell 0-6, Mathias 0-1, Suggs 0-1)

FG Percentage - Oregon .448, Duke .388

3FG Percentage - Oregon .346, Duke .133

FT Percentage - Oregon .684, Duke .786

Attendance - 1,620

## OREGON 71, MARYLAND 63

Sweet 16 - March 25, 2017  
Webster Bank Arena - Bridgeport, Conn.

### #10 SEED OREGON DUCKS

	MN	FG	FT	R	F	A	TO	ST	TP
Hebard (F)	33	7-19	2-2	8	3	0	2	3	16
McGwire (F)	20	2-5	0-0	3	4	2	4	0	4
Cazorla (G)	40	5-9	5-5	1	1	2	1	0	15
Bando (G)	38	3-9	1-2	1	0	2	1	2	10
Ionescu (G)	38	7-13	4-4	6	4	7	4	2	21
Yaeger	0+	0-0	0-0	0	0	0	0	0	0
Hall	4	0-0	0-0	0	1	1	0	0	0
Moore	0+	0-0	0-0	0	0	0	0	0	0
Vandenberg	2	0-0	0-0	0	0	0	0	0	0
Yearwood	0+	0-0	0-0	0	0	0	0	0	0
Gildon	25	4-6	3-3	9	2	0	3	4	11
Campisano	0+	0-0	0-0	0	0	0	0	0	0
Totals	200	28-61	15-16	31	15	14	17	11	77

### #3 SEED MARYLAND TERRAPINS

	MN	FG	FT	R	F	A	TO	ST	TP
Jones (C)	38	8-16	0-0	15	4	2	1	4	16
Charles (G)	18	2-7	0-0	4	2	1	3	1	4
Slocum (G)	38	3-8	3-4	1	4	3	5	0	9
Conroy (G)	40	0-1	0-0	3	1	0	1	3	0
W. Kimbrough (G)	35	6-18	4-4	3	2	2	5	3	16
Small	2	0-0	0-0	0	0	0	1	0	0
Staiti	0+	0-0	0-0	0	0	0	0	0	0
Myers	2	0-0	0-0	0	0	0	0	0	0
Watson	1	0-0	0-0	0	0	0	0	0	0
Jones	11	4-4	0-2	3	2	0	1	0	8
Fraser	15	3-3	4-7	2	5	1	4	0	10
Totals	200	26-57	11-17	32	20	9	21	11	63

Halftime - Oregon 36, Maryland 27

3-pt. Field Goals - Oregon 6-15 (Bando 3-8, Ionescu 3-5, Cazorla 0-2), Maryland 0-6 (Walker-Kimbrough 0-3, Conroy, 0-1, Slocum 0-1, Charles 0-1)

FG Percentage - Oregon .459, Maryland .456

3FG Percentage - Oregon .400, Maryland .000

FT Percentage - Oregon .938, Maryland .647

Attendance - 8,830



**OTI GILDON** nearly had a double-double (11P/9R) in Oregon's 2017 Sweet Sixteen win over Maryland, lifting the Ducks to their first-ever Elite Eight.

## UConn 90, OREGON 52

Elite Eight - March 27, 2017  
Webster Bank Arena - Bridgeport, Conn.

### #10 SEED OREGON DUCKS (52)

	MN	FG	FT	R	F	A	TO	ST	TP
Hebard (F)	30	6-13	0-0	2	1	0	3	0	12
McGwire (F)	23	2-5	0-0	3	4	3	4	0	4
Cazorla (G)	37	4-10	0-0	1	0	4	6	1	8
Bando (G)	31	2-4	1-1	1	1	0	1	0	6
Ionescu (G)	35	5-10	2-2	8	2	3	6	0	15
Yaeger	3	0-0	0-0	0	1	1	1	0	0
Hall	11	2-3	0-0	0	0	0	0	0	5
Moore	2	0-0	0-0	0	1	0	0	0	0
Vandenberg	3	0-0	0-0	0	0	0	0	0	0
Yearwood	2	0-1	0-0	0	0	0	0	0	0
Gildon	16	1-2	0-1	4	1	0	2	1	2
Campisano	7	0-4	0-0	2	2	0	0	0	0
Totals	200	22-52	3-4	26	12	12	22	2	52

### #1 SEED UCONN HUSKIES (90)

	MN	FG	FT	R	F	A	TO	ST	TP
Williams	33	9-13	7-7	6	3	3	3	4	25
Collier	34	12-20	2-2	12	1	2	1	2	28
Samuelson	34	4-13	0-0	3	0	4	0	5	8
Nurse	33	4-5	1-2	1	1	7	0	1	11
Chong	35	4-7	0-0	4	1	4	2	3	11
Dangerfield	13	1-3	0-0	1	0	1	0	0	2
Bent	3	0-0	0-0	0	0	0	0	0	0
Lawlor	2	0-1	0-0	0	0	0	0	0	0
Irwin	3	0-0	0-0	1	0	0	0	1	0
Butler	10	2-4	1-4	8	1	0	0	0	5
Totals	200	36-66	11-15	36	7	21	6	16	90

Halftime - UConn 49, Oregon 24

3-pt. Field Goals - Oregon 5-10 (Ionescu 3-5, Bando 1-1, Hall 1-1, Cazorla 0-3) UConn 7-19 (Chong 3-5, Nurse 2-3, Collier 2-4, Samuelson 0-4, Dangerfield 0-2, Lawlor 0-1)

FG Percentage - Oregon .423, UConn .545

3FG Percentage - Oregon .500, UConn .368

FT Percentage - Oregon .750, UConn .733

Attendance - 8,978



## OREGON 88, SEATTLE U 45

First Round - March 16, 2018  
Matthew Knight Arena - Eugene, Ore.

### #2 SEED OREGON DUCKS (88)

	MN	FG	FT	R	F	A	TO	ST	TP
Sabally (F)	23	2-7	0-0	5	3	2	1	3	5
Hebard (F)	23	6-12	0-0	9	1	1	1	2	12
Cazorla (G)	25	5-7	0-0	0	0	2	0	1	10
Bando (G)	18	4-10	0-0	1	0	1	0	0	11
Ionescu (G)	29	6-10	6-6	10	2	11	2	1	19
Hall	19	0-1	0-0	2	2	0	0	1	0
Maley	13	0-0	0-0	2	1	0	0	0	0
Ayuso	15	1-3	1-1	0	0	3	1	1	3
Gildon	15	7-8	2-4	6	0	1	0	0	16
McGwire	13	3-7	0-0	4	1	2	3	0	6
Campisano	7	3-5	0-0	2	1	0	1	0	6
Totals	200	37-70	9-11	45	11	23	9	9	88

### #15 SEED SEATTLE U REDHAWKS (45)

	MN	FG	FT	R	F	A	TO	ST	TP
Beckley (F)	29	3-9	0-0	0	2	0	2	0	6
Montgomery (F)	38	6-17	2-2	6	2	4	4	0	14
Spiller (F)	27	5-9	0-0	3	0	0	1	0	10
Williams (G)	20	2-5	0-0	4	3	1	2	1	4
Sanders (G)	33	1-8	0-0	6	2	1	2	1	2
Bieg	2	0-0	0-0	0	0	0	0	0	0
Lewey	16	0-2	0-0	2	0	0	0	1	0
Dopplnick	20	2-8	2-2	2	2	1	1	0	7
Orji	1	0-0	0-0	0	0	0	0	0	0
Bedoya	2	0-0	0-0	0	0	1	0	0	0
McCann	4	1-2	0-0	1	0	0	0	0	2
Alves	8	0-2	0-0	1	2	0	1	0	0
Totals	200	20-62	4-4	26	14	8	13	3	45

Halftime - Oregon 48, Seattle U 16

3-pt. Field Goals - Oregon 5-17 (Bando 3-6, Sabally 1-4, Ionescu 1-3, Hall 0-1, Ayuso 0-1); Seattle U 1-19 (Dopplnick 1-6, Beckley 0-5, Montgomery 0-3, Sanders 0-3, Lewey 0-2)

FG Percentage - Oregon .529, Seattle U .323

3FG Percentage - Oregon .294, Seattle U .053

FT Percentage - Oregon .818, Seattle U 1.000

Attendance - 7,040

## OREGON 101, MINNESOTA 73

Second Round - March 18, 2018  
Matthew Knight Arena - Eugene, Ore.

### #2 SEED OREGON DUCKS (101)

	MN	FG	FT	R	F	A	TO	ST	TP
Ionescu (G)	29	10-14	5-7	7	1	9	3	3	29
Hebard (F)	27	11-14	0-2	10	1	1	0	1	22
Sabally (F)	25	4-6	2-2	6	2	3	1	2	12
Bando (G)	28	4-9	0-0	1	2	2	1	1	11
Cazorla (G)	33	3-9	0-0	5	0	6	2	0	7
Maley	11	3-4	0-0	3	1	1	0	0	7
Gildon	9	2-2	2-2	1	0	2	1	0	6
Campisano	6	2-4	1-2	1	1	0	1	0	5
McGwire	10	0-0	2-2	4	1	0	2	0	2
Hall	12	0-1	0-0	1	0	1	0	0	0
Ayuso	10	0-1	0-0	0	1	2	0	0	0
Totals	200	39-64	12-17	42	10	27	11	7	101

### #10 SEED MINNESOTA GOLDEN GOLPHERS (73)

	MN	FG	FT	R	F	A	TO	ST	TP
Wagner (G)	40	7-15	0-0	4	0	0	3	0	20
Pitts (G)	40	6-17	1-2	2	3	4	2	0	17
Bell (G)	40	6-13	1-2	5	3	8	3	0	14
Hubbard (G)	36	2-10	0-0	3	4	7	0	3	5
Fernstrom (C)	9	0-0	1-2	0	0	0	0	0	1
Bello	18	4-7	2-2	4	3	1	1	1	10
Edwards	13	3-4	0-0	2	2	0	0	0	6
Brunson	4	0-0	0-0	0	1	0	0	0	0
Totals	200	28-66	5-8	21	16	20	9	4	73

Halftime - Oregon 51, Minnesota 36


3-pt. Field Goals - Oregon 11-22 (Ionescu 4-6, Bando 3-8, Sabally 2-4, Cazorla 1-2, Maley 1-1, Ayuso 0-1), Minnesota 12-28 (Wagner 6-10, Pitts 4-9, Hubbard 1-8, Bell 1-1)

FG Percentage - Oregon .609, Minnesota .424

3FG Percentage - Oregon .500, Minnesota .429

FT Percentage - Oregon .706, Minnesota .625

Attendance - 7,576



SABRINA IONESCU tallied a triple-double in the 2018 first-round win over Seattle U before scoring 29 points vs. Minnesota in the second round.

## OREGON 83, CENTRAL MICHIGAN 69

Sweet 16 - March 24, 2018  
Spokane Arena - Spokane, Wash.

### #2 SEED OREGON DUCKS (83)

	MN	FG	FT	R	F	A	TO	ST	TP
Hebard (F)	32	11-16	1-4	14	2	0	0	0	23
Ionescu (G)	39	6-14	2-3	9	1	10	2	1	16
Bando (G)	32	5-14	0-0	2	2	1	0	1	14
Cazorla (G)	36	3-4	0-0	3	2	4	2	0	8
Sabally (F)	18	3-9	1-1	4	1	3	3	1	7
Gildon	22	4-7	2-2	7	3	1	0	0	10
Hall	7	1-2	0-0	0	0	0	0	0	3
McGwire	8	1-3	0-0	3	2	0	1	0	2
Maley	3	0-0	0-0	0	0	0	0	0	0
Ayuso	3	0-0	0-0	0	0	0	0	0	0
Campisano	0+	0-0	0-0	1	0	0	0	0	0
Totals	200	34-69	6-10	46	13	19	8	3	83

### #11 SEED CENTRAL MICHIGAN CHIPPEWAS (69)

	MN	FG	FT	R	F	A	TO	ST	TP
Moore (F)	31	10-19	3-4	14	3	2	0	0	23
Hudson (G)	40	6-21	0-0	3	1	5	2	1	15
Breen (G)	38	4-10	1-1	3	0	1	3	1	11
Frost (F)	40	5-14	0-0	14	2	3	1	3	10
Kelly (G)	38	2-11	2-4	4	2	6	0	2	8
Bussell	9	1-3	0-0	1	1	0	1	0	2
Watters	4	0-0	0-0	0	0	0	0	0	0
Swary	0+	0-0	0-0	0	0	0	0	0	0
Totals	200	28-78	6-9	44	9	17	7	7	69

Halftime - Oregon 40, Central Michigan 25

3-pt. Field Goals - Oregon 9-26 (Bando 4-11, Ionescu 2-5, Cazorla 2-3, Hall 1-2, Sabally 0-5), Central Michigan 7-27 (Hudson 3-11, Kelly 2-7, Breen 2-6, Moore 0-2, Frost 0-1)

FG Percentage - Oregon .492, Central Michigan .359

3FG Percentage - Oregon .346, Central Michigan .259

FT Percentage - Oregon .600, Central Michigan .667

Attendance - 5,084



RUTHY HEBARD led Oregon to its second straight Elite Eight with 23 points and 14 rebounds in the 2018 Sweet Sixteen vs. Central Michigan.

## NOTRE DAME 84, OREGON 74

Elite Eight - March 26, 2018  
Spokane Arena - Spokane, Wash.

### #2 SEED OREGON DUCKS (74)

	MN	FG	FT	R	F	A	TO	ST	TP
Ionescu (G)	40	9-22	7-8	5	2	4	0	3	26
Hebard (F)	34	8-12	1-2	10	3	0	1	3	17
Cazorla (G)	33	4-9	5-6	2	4	3	0	1	13
Sabally (F)	27	3-11	1-2	3	2	2	2	0	9
Bando (G)	37	2-6	0-0	1	2	1	0	1	5
McGwire	12	2-3	0-0	3	2	0	0	0	4
Gildon	11	0-1	0-0	2	2	1	2	0	0
Hall	6	0-1	0-0	0	1	0	0	0	0
Totals	200	28-65	14-18	29	18	11	5	8	74

### #1 SEED NOTRE DAME FIGHTING IRISH (84)

	MN	FG	FT	R	F	A	TO	ST	TP
Westbeld	33	9-12	2-2	7	3	3	3	0	20
Ogunbowale	40	6-19	6-6	6	1	2	2	1	19
Shepard	36	7-17	4-5	9	2	3	0	1	18
Mabrey	40	4-9	5-6	7	1	7	3	0	15
Young	40	3-11	2-2	13	4	6	2	0	8
Nelson	11	2-4	0-0	3	2	0	0	0	4
Totals	200	31-72	19-21	51	13	21	10	2	84

Halftime - Oregon 46, Notre Dame 40

3-pt. Field Goals - Oregon 4-15 (Sabally 2-5, Ionescu 1-4, Bando 1-4, Cazorla 0-2), Notre Dame 3-10 (Mabrey 2-4, Ogunbowale 1-4, Young 0-2)

FG Percentage - Oregon .431, Notre Dame .431

3FG Percentage - Oregon .267, Notre Dame .300

FT Percentage - Oregon .778, Notre Dame .905

Attendance - 5,226



## OREGON 78, PORTLAND STATE 40

First Round - March 22, 2019  
Matthew Knight Arena - Eugene, Ore.

### #2 SEED OREGON DUCKS (78)

	MN	FG	FT	R	F	A	TO	ST	TP
Sabally (F)	31	8-12	1-3	16	0	1	1	3	21
Boley (F)	26	2-9	2-2	3	2	2	0	1	7
Hebard (F)	27	9-13	4-4	11	3	0	1	4	22
Cazorla (G)	33	3-6	0-0	2	0	4	3	4	7
Ionescu (G)	33	5-9	0-0	5	2	8	4	0	12
Gildon	16	0-6	2-2	4	0	1	1	3	2
Yaeger	17	0-1	0-0	2	1	1	1	1	0
Giomi	16	2-7	3-4	4	0	0	0	0	7
Totals	200	29-63	12-15	50	8	17	1	16	78

### #15 SEED PORTLAND STATE VIKINGS (40)

	MN	FG	FT	R	F	A	TO	ST	TP
West (F)	29	1-4	3-4	4	3	0	4	0	5
Stolter (F)	20	0-6	0-0	2	1	2	1	0	0
Bolston (G)	38	5-11	4-4	3	0	2	3	1	19
Rielly (G)	22	1-5	0-0	0	3	1	3	1	2
Jimenez (G)	38	2-9	1-3	2	0	4	2	2	7
Hansen	28	1-8	0-0	5	2	0	2	0	3
Tainta	12	1-4	0-0	2	2	0	2	1	2
Jurhar	9	1-2	0-0	1	0	1	0	0	2
Denson	1	0-0	0-0	0	0	0	0	0	0
Totals	200	12-49	8-11	23	11	10	17	5	40

Halftime - Oregon 43, Portland State 23

3-pt. Field Goals - Oregon 8-23 (Sabally 4-8, Ionescu 2-5, Boley 1-6, Cazorla 1-3, Yaeger 0-1); Portland State 8-28 (Bolston 5-9, Jimenez 2-8, Hansen 1-6, Stelter 0-2, Rielly 0-2, Tainta 0-1)

FG Percentage - Oregon .460, Portland State .245

3FG Percentage - Oregon .348, Portland State .286

FT Percentage - Oregon .800, Portland State .727

Attendance - 6,523

## OREGON 91, INDIANA 68

Second Round - March 24, 2019  
Matthew Knight Arena - Eugene, Ore.

### #2 SEED OREGON DUCKS (91)

	MN	FG	FT	R	F	A	TO	ST	TP
Sabally (F)	33	8-14	1-4	8	3	3	3	1	19
Boley (F)	34	5-10	0-0	3	2	2	1	0	14
Hebard (F)	27	4-9	0-0	10	3	1	3	1	8
Cazorla (G)	39	3-7	1-2	2	1	3	0	0	9
Ionescu (G)	37	9-19	6-6	10	2	12	2	3	29
Gildon	16	3-4	2-2	3	1	0	0	0	8
Yaeger	7	1-1	0-0	0	0	0	1	0	2
Giomi	8	1-2	0-0	2	3	1	1	0	2
Totals	200	34-66	10-14	41	15	22	11	5	91

### #10 SEED INDIANA HOOSIERS (68)

	MN	FG	FT	R	F	A	TO	ST	TP
Royster (F)	19	3-3	2-2	1	0	2	2	0	8
Wise (F)	32	1-6	2-2	6	2	1	2	1	5
Yaeney (G)	17	5-7	0-0	0	2	0	2	0	10
Penn (G)	37	6-16	0-0	6	2	0	1	2	15
Patberg (G)	37	8-18	0-0	3	2	5	3	1	16
Marchese	17	0-1	1-4	2	1	0	0	0	1
Berger	22	5-8	1-4	4	2	1	1	0	11
Gulbe	11	0-3	0-0	2	2	0	0	0	0
Warthen	5	1-1	0-0	0	1	0	0	0	2
Totals	200	29-63	6-12	27	15	9	12	4	68

Halftime - Oregon 43, Indiana 31

3-pt. Field Goals - Oregon 13-29 (Ionescu 5-9, Boley 4-8, Sabally 2-6, Cazorla 2-6); Indiana 4-17 (Penn 3-8, Wise 1-4, Patberg 0-3, Yaeney 0-1, Berger 0-1)

FG Percentage - Oregon .515, Indiana .460

3FG Percentage - Oregon .448, Indiana .235

FT Percentage - Oregon .714, Indiana .500

Attendance - 6,729

## OREGON 63, SOUTH DAKOTA STATE 53

Sweet 16 - March 29, 2019  
Moda Center - Portland, Ore.

### #2 SEED OREGON DUCKS (63)

	MN	FG	FT	R	F	A	TO	ST	TP
Sabally (F)	37	6-14	1-2	9	2	3	0	0	14
Boley (F)	17	0-7	0-0	2	3	0	0	0	0
Hebard (F)	32	8-15	8-9	14	1	0	0	0	24
Cazorla (G)	37	2-6	0-0	0	2	0	2	0	6
Ionescu (G)	40	8-14	0-1	7	2	11	2	1	17
Gildon	22	1-1	0-2	3	0	0	0	1	2
Giomi	7	0-1	0-0	2	0	0	1	0	0
Yaeger	6	0-0	0-0	1	1	0	0	0	0
Totals	200	25-58	9-14	44	11	14	14	2	63

### #6 SEED SOUTH DAKOTA STATE JACKRABBITS (53)

	MN	FG	FT	R	F	A	TO	ST	TP
Larson (F)	32	2-9	0-0	6	1	0	0	0	4
Selland (F)	35	6-17	0-2	5	1	4	1	1	13
Guebert (G)	35	1-9	0-0	4	4	1	0	0	3
Miller (G)	37	6-18	8-9	8	0	2	1	1	21
Irwin (G)	21	3-11	0-0	4	3	1	0	0	7
Cascio Jensen	19	1-3	0-0	2	2	2	1	2	3
Burckhard	12	1-8	0-0	7	1	0	0	0	2
Palmer	7	0-0	0-0	0	0	0	0	0	0
Theuninck	2	0-0	0-0	1	0	0	0	0	0
Totals	200	20-75	8-11	47	12	10	3	4	53

Halftime - Oregon 31, South Dakota State 22

3-pt. Field Goals - Oregon 4-20 (Cazorla 2-5, Sabally 1-6, Ionescu 1-4, Boley 0-5); South Dakota State 5-24 (Guebert 1-7, Miller 1-5, Irwin 1-4, Selland 1-4, Cascio Jensen 1-3, Larson 0-1)

FG Percentage - Oregon .431, South Dakota State .267

3FG Percentage - Oregon .200, South Dakota State .208

FT Percentage - Oregon .643, South Dakota State .727

Attendance - 11,324

## OREGON 88, MISSISSIPPI STATE 84

Elight Eight - March 31, 2019  
Moda Center - Portland, Ore.

### #2 SEED OREGON DUCKS (88)

	MN	FG	FT	R	F	A	TO	ST	TP
Sabally (F)	40	7-15	5-6	7	4	3	3	0	22
Boley (F)	29	2-6	2-2	2	1	0	1	1	8
Hebard (F)	32	6-8	2-4	5	3	1	1	0	14
Cazorla (F)	40	4-9	0-0	1	1	6	1	0	11
Ionescu (F)	40	12-20	2-2	7	1	8	2	1	31
Gildon	12	1-1	0-0	1	2	0	0	0	2
Giomi	5	0-0	0-0	1	2	0	0	0	0
Totals	200	32-59	11-14	32	14	18	8	2	88

### #1 SEED MISSISSIPPI STATE BULLDOGS (84)

	MN	FG	FT	R	F	A	TO	ST	TP
Howard (F)	38	7-14	2-4	6	3	3	1	1	18
McCowan (C)	39	6-10	7-8	15	3	2	1	0	19
E.-Hunter (G)	37	4-9	0-0	0	1	0	1	0	12
Holmes (G)	39	6-14	3-3	3	3	13	0	2	15
Danberry (G)	28	5-11	2-2	3	2	2	1	0	12
Scott	15	3-6	0-2	1	1	1	0	1	8
Carter	2	0-0	0-0	0	2	0	0	0	0
Totals	200	31-64	14-19	31	15	21	6	4	84

Halftime - Oregon 40, Mississippi State 38

3-pt. Field Goals - Oregon 13-26 (Ionescu 5-8, Cazorla 3-4, Sabally 3-8, Boley 2-6); Mississippi State 8-14 (Espinoza-Hunter 4-7, Howard 2-4, Scott 2-3)

FG Percentage - Oregon .542, Mississippi State .484

3FG Percentage - Oregon .500, Mississippi State .571

FT Percentage - Oregon .786, Mississippi State .737

Attendance - 11,538



The Ducks reached the first Final Four in program history with a thrilling 88-84 win over No. 1 seed Mississippi State in Portland in 2019.

## BAYLOR 72, OREGON 67

Final Four - April 5, 2019  
Amalie Arena - Tampa, Fla.

### #2 SEED OREGON DUCKS (67)

	MN	FG	FT	R	F	A	TO	ST	TP
Sabally (F)	22	5-13	3-4	3	4	2	2	1	16
Boley (F)	37	5-13	0-0	1	5	0	3	1	14
Hebard (F)	36	2-4	0-1	9	2	0	3	3	4
Cazorla (G)	38	4-8	0-0	6	1	4	2	1	9
Ionescu (G)	40	6-24	2-2	4	1	6	3	0	18
Gildon	18	2-4	0-0	3	0	1	0	1	4
Giomi	4	0-1	0-0	2	2	1	0	0	0
Yaeger	3	1-1	0-0	0	0	0	0	0	2
Totals	200	25-68	5-7	33	15	14	13	7	67

### #1 SEED BAYLOR LADY BEARS (72)

	MN	FG	FT	R	F	A	TO	ST	TP
Cox (F)	40	9-14	3-4	11	2	7	3	2	21
Brown (C)	36	9-12	4-8	7	3	2	5	0	22
Richards (G)	35	6-10	3-3	1	4	2	1	1	15
Landrum (G)	39	3-8	0-0	9	1	1	4	2	6
Jackson (G)	40	3-11	0-0	7	0	6	0	0	6
Ursin	2	0-0	0-0	0	0	0	0	0	0
Smith	8	1-2	0-0	2	1	0	0	0	2
Totals	200	31-57	10-15	38	11	18	13	5	72

Halftime - Oregon 34, Baylor 33

3-pt. Field Goals - Oregon 12-32 (Boley 4-12, Ionescu 4-11, Sabally 3-7, Cazorla 1-2); Baylor 0-3 (Landrum 0-2, Cox 0-1)

FG Percentage - Oregon .368, Baylor .544

3FG Percentage - Oregon .375, Baylor .000

FT Percentage - Oregon .714, Baylor .667

Attendance - 20,062





**OREGON ALL-TIME RECORDS**





## QUICK HIT: TEAM RECORDS

## POINTS SCORED

Most in a Game	131	vs. CSU Bakersfield, 11/9/13
<b>Most in a Half</b>	<b>71 (1H)</b>	<b>vs. Seattle U, 11/28/20</b>
Most in a Quarter	44 (3Q)	vs. Weber State, 12/2/17
Most in a Season	3,227 (38 G)	2018-19
Fewest in a Game	24	vs. Portland State, 1/27/76
Fewest in a Half	10 (2H)	at Oregon State, 2/28/09
	10 (1H)	vs. #8 California, 1/24/09
Fewest in a Quarter	4 (1Q)	at #13 Stanford, 2/28/16
Fewest in a Season	436 (11 G)	1973-74

## POINTS ALLOWED

Most in a Game	119	at Arizona, 1/16/10
Most in a Half	64 (2H)	at Washington State, 2/23/14
Most in a Quarter	30 (2Q)	vs. #10 UCLA, 2/19/18
Most in a Season	2,850 (32 G)	2013-14
Fewest in a Game	29	vs. Boise State, 1/2/01
Fewest in a Half	10 (1H)	vs. Saint Francis (Pa.), 11/11/06
Fewest in a Quarter	0 (4Q)	at Arizona, 3/1/19
Fewest in a Season	1,699 (30 G)	2008-09

## POINTS PER GAME

Highest in a Season	93.2* (32 G)	2013-14
Lowest in a Season	56.6 (30 G)	2008-09
Highest Allowed in a Season	89.1 (32 G)	2013-14
Lowest Allowed in a Season	57.9 (33 G)	2019-20

\* Led NCAA

## LARGEST MARGIN OF VICTORY

Game	81 (121-40)	vs. Hawai'i, 1/16/79
Season	22.2 (84.6 - 62.4)	1978-79

## LARGEST MARGIN OF DEFEAT

Game	65 (97-32)	at Oregon State, 2/25/75
------	------------	--------------------------

## REBOUNDS

Game	75	vs. Sacramento State, 11/28/11
Season	1,633	2013-14

## OFFENSIVE REBOUNDS (SINCE 1986-87)

Game	34	vs. CSU Bakersfield, 11/9/13
Season	644 (1,633 total)	2013-14

## REBOUNDS PER GAME

Highest in a Season	51.0 (32 G)	2013-14
Lowest in a Season	31.7 (30 G)	2008-09

## REBOUNDING MARGIN

Game	+40 (72-32)	at Portland State, 1/25/82
Season	+9.3 avg.	1985-86

## ASSISTS

Game	34	vs. UC Irvine, 12/21/18
Season	727	2017-18

## ASSISTS PER GAME

Highest in a Season	21.1 (33 G)	2019-20
Lowest in a Season	10.4 (30 G)	2008-09

## STEALS

Game	39	vs. Hawai'i, 1/16/79
Season	418	1979-80

## STEALS PER GAME

Highest in a Season	16.4 (25 G)	1978-79
Lowest in a Season	5.1 (29 G)	2005-06

## BLOCKED SHOTS

Game	17	vs. Pacific Christian, 1/3/82
Season	223	1982-83

## BLOCKED SHOTS PER GAME

Highest in a Season	7.8 (29 G)	1982-83
Lowest in a Season	1.5 (27 G)	1992-93

## FIELD GOALS MADE

Game	54 (102 att.)	vs. Hawai'i, 1/16/79
Season	1,209 (2,412 att.)	2018-19

## FIELD GOAL ATTEMPTS

Game	113 (46 made)	vs. Sacramento State, 11/28/10
Season	2,608 (1,035 made)	2013-14

## FIELD GOAL PERCENTAGE

Game	69.6 (32-of-46)	at DePaul, 12/22/99
Half	75.0 (18-of-24, 1H)	vs. SW Louisiana, 11/27/85
Season	50.9 (1,064-of-2,091)	2019-20

## FIELD GOAL PERCENTAGE DEFENSE

Game	18.3 (11-of-60)	vs. Portland State, 12/18/99
Season	36.1 (613-of-1,696)	2005-06

## 3-POINT FIELD GOALS MADE

Game	20	vs. CSU Bakersfield, 11/9/13
Both Teams Combined	34 (67 att.)	vs. Weber State, 12/2/17
Season	374 (901 att.)	2018-19

## 3-POINT FIELD GOAL ATTEMPTS

Game	52	vs. Southern, 12/18/13
Both Teams Combined	86 (18 made)	vs. Sacramento State, 11/17/13
Season	1,004 (301 made)	2013-14

## 3-POINT FIELD GOAL PERCENTAGE

Game (min. 8 att.)	81.8 (9-of-11)	vs. USC, 1/25/91
Season	44.3 (51-of-115)	1988-89

## FREE THROWS MADE

Game	40 (52 att.)	vs. Seattle U, 3/8/80
Both Teams Combined	61 (79 att.)	at Montana, 12/16/91
Season	610 (830 att.)	2013-14

## FREE THROWS ATTEMPTS

Game	52 (40 made)	vs. Seattle U, 3/8/80
Both Teams Combined	80 (55 made)	vs. Western Kentucky, 12/5/97
	80 (54 made)	vs. Oregon State, 2/5/93
Season	844 (579 made)	1988-89

## FREE THROW PERCENTAGE

Game	1.000 (16-of-16)	vs. Colorado, 12/5/81
	Recently: 1.000 (11-of-11)	at California, 1/8/17
Season	77.3 (399-of-516)	2019-20

## MISCELLANEOUS

Season Winning Pct.	31-2 (.939)	2019-20
Conference Winning Pct.	13-0 (1.000)	1979-80
Pac-12 Winning Pct.	17-1 (.944)	2019-20
Wins in a Season	33	2017-18 & 2018-19
Conference Wins in a Season	17	2019-20
Consecutive Wins (Total)	27	1/12/20 to 1/1/21
Consecutive Wins (Season)	21	1978-79
Consecutive Home Wins (Total)	22	2/24/19 to 1/1/21
Consecutive Home Wins (Season)	15	2019-20
Consecutive Conference Wins (Total)	24	1/12/20 to 1/1/21
Consecutive Conference Wins (Season)	15	2019-20
Home Wins in a Season	18	2015-16 & 2017-18
Road Wins in a Season	14	1979-80, 1980-81 & 1983-84
Losses in a Season	27	2012-13
Conference Losses in a Season	16	2012-13
Consecutive Losses (Total)	11	1/3/92 to 2/11/93
Consecutive Losses (Season)	11	1992-93
Home Losses in a Season	13	2012-13
Road Losses in a Season	11	2012-13
Largest Comeback Win	23 Point Deficit	vs. Nacy, 12/16/14

Note: Statistics are incomplete/missing from 1973-74 to 1977-78



## QUICK HIT: INDIVIDUAL RECORDS

## POINTS

Game.....	41	.....	Chrisae Rowe at Seattle U, 12/4/13
Season.....	755	.....	Sabrina Ionescu, 2018-19
Season Average.....	23.9	.....	Alison Lang, 1982-83
Career.....	2,562	.....	Sabrina Ionescu, 2016-20
Career Average.....	19.2	.....	Alison Lang, 1980-84
By Opponent.....	44	.....	Kelsey Plum (Washington), 12/30/16

## REBOUNDS

Game.....	27	.....	Jillian Alleyne vs. Portland State, 11/15/12
Season.....	519	.....	Jillian Alleyne, 2013-14
Season Average.....	16.2	.....	Jillian Alleyne, 2013-14
Career.....	1,712*	.....	Jillian Alleyne, 2012-16
Career Average.....	14.3	.....	Jillian Alleyne, 2012-16
By Opponent.....	27	.....	Chantel Osahor (Washington), 3/3/17

\* Pac-12 record

## ASSISTS

Game.....	17	.....	Sabrina Ionescu vs. Long Beach State, 12-2-18
Season.....	311*	.....	Sabrina Ionescu, 2018-19
Season Average.....	9.1	.....	Sabrina Ionescu, 2019-20
Career.....	1,091*	.....	Sabrina Ionescu, 2016-20
Career Average.....	7.7	.....	Sabrina Ionescu, 2016-20

\* Pac-12 record

## STEALS

Game.....	11	.....	Bev Smith at Washington, 1/22/81
Season.....	95	.....	Bev Smith, 1978-79 & 1979-80
Season Average.....	3.8	.....	Bev Smith, 1978-79
Career.....	349	.....	Bev Smith, 1978-82
Career Average.....	3.2	.....	Bev Smith, 1978-82

## BLOCKED SHOTS

Game.....	13	.....	Stefanie Kasperski vs. Western Kentucky, 12/29/87
Season.....	140	.....	Alison Lang, 1982-83
Season Average.....	4.8	.....	Alison Lang, 1982-83
Career.....	425	.....	Alison Lang, 1980-84
Career Average.....	3.6	.....	Alison Lang, 1980-84

## FIELD GOALS

Game.....	16 (21 att.)	.....	Ruthy Hebard vs. Washington State, 1/6/19
.....	16 (19 att.)	.....	Stefanie Kasperski vs. California, 1/5/90
.....	16 (26 att.)	.....	Julie Cushing vs. SJSU, 12/6/79
Season.....	280 (457 att.)	.....	Alison Lang, 198-83
Career.....	987 (1,516 att.)	.....	Ruthy Hebard, 2016-20

## FIELD GOAL ATTEMPTS

Game.....	32 (9 made)	.....	Chrisae Rowe vs. USC, 2/14/14
.....	32 (10 made)	.....	Chrisae Rowe at California, 1/5/14
Season.....	654 (246 made)	.....	Chrisae Rowe, 2013-14
Career.....	1,682 (857 made)	.....	Bev Smith, 1978-82

## FIELD GOAL PERCENTAGE

Game.....	1.000 (12-12)*	.....	Ruthy Hebard vs. USC, 2/16/18
.....	1.000 (12-12)*	.....	Ruthy Hebard at Washington State, 2/11/18
Season.....	685 (252-368)*	.....	Ruthy Hebard, 2019-20
Career.....	651 (987-1,516)*	.....	Ruthy Hebard, 2016-20

\* Pac-12 record

## 3-POINT FIELD GOALS

Game.....	10 (14 att.)	.....	Jaz Shelley vs. UC Riverside, 12/16/19
Season.....	124 (306 att.)	.....	Taylor Lilley, 2009-10
Career.....	329 (779 att.)	.....	Sabrina Ionescu, 2016-20

## 3-POINT FIELD GOAL ATTEMPTS

Game.....	21 (3 made)	.....	Jamie Craighead vs. Iowa, 3/17/01
Season.....	306 (83 made)	.....	Katelyn Loper, 2013-14
.....	306 (124 made)	.....	Taylor Lilley, 2009-10
Career.....	702 (2006-10)	.....	Taylor Lilley, 2006-10

## 3-POINT FIELD GOAL PERCENTAGE

Game.....	1.000 (6-6)	.....	Kaela Chapdelaine vs. UCLA, 2/23/08
Season.....	506 (39-77)	.....	Taylor Lilley, 2006-07
Career.....	457 (283-619)	.....	Lexi Bando, 2014-18

## FREE THROWS

Game.....	17 (17 att.)	.....	Sabrina Ionescu vs. #4 Mississippi State, 12/18/18
Season.....	190 (268 att.)	.....	Jillian Alleyne, 2013-14
Career.....	492 (798 att.)	.....	Jillian Alleyne, 2012-16

## FREE THROW ATTEMPTS

Game.....	19 (12 made)	.....	Jillian Alleyne vs. Portland State, 11/15/12
Season.....	268 (190 made)	.....	Jillian Alleyne, 2013-14
Career.....	798 (492 made)	.....	Jillian Alleyne, 2012-16

## FREE THROW PERCENTAGE

Game.....	1.000 (17-17)*	.....	Sabrina Ionescu vs. #4 Mississippi State, 12/18/18
Season.....	921 (82-89)	.....	Sabrina Ionescu, 2019-20
Career.....	859 (220-256)	.....	Micaela Cocks, 2007-10

\* Pac-12 record

## GAMES

Career Games Played.....	146	.....	Maite Cazorla, 2015-19
Career Games Started.....	146	.....	Maite Cazorla, 2015-19

## TRIPLE-DOUBLES

Season.....	8*	.....	Sabrina Ionescu, 2018-19 & 2019-20
Career.....	26*	.....	Sabrina Ionescu, 2016-20

\* NCAA record (men and women)

## DOUBLE-DOUBLES

Season.....	29 (32 games)	.....	Jillian Alleyne, 2013-14
Career.....	92 (120 games)	.....	Jillian Alleyne, 2012-16
Consecutive Games.....	18	.....	Jillian Alleyne, 11/25/13 - 2/8/14

## DOUBLE-FIGURE SCORING GAMES

Season.....	38	.....	Sabrina Ionescu, 2018-19
Career.....	134	.....	Sabrina Ionescu, 2016-20

## CONSECUTIVE FIELD GOALS MADE

Season.....	33 (4 games)*	.....	Ruthy Hebard, 2/9/18 - 2/19/18
-------------	---------------	-------	--------------------------------

\* NCAA record

## CONSECUTIVE FREE THROWS MADE

Season.....	34 (12 games)	.....	Sabrina Ionescu, 12/21/19 - 2/3/20
-------------	---------------	-------	------------------------------------



# INDIVIDUAL SINGLE-GAME RECORDS

## POINTS

Player	Date	Opponent	Points
1. Chrisae Rowe	12/4/13	at Seattle U	41
2. Chrisae Rowe	2/2/14	at Arizona State	39
3. Chrisae Rowe	2/8/14	Utah	38
Jillian Alleyne	11/15/12	Portland State	38
Taylor Lilley	3/23/10	New Mexico (WNIT)	38
Nicole Canepa	1/16/10	Arizona	38
Bev Smith	2/5/81	at Montana	38
Debbie Adams	3/8/80	Seattle	38
9. Sabrina Ionescu	1/16/20	#3 Stanford	37
10. Sabrina Ionescu	3/4/18	vs. #16 Stanford (P12T)	36
Taylor Lilley	1/30/10	at USC	36
Julie Cushing	12/6/79	San Jose State	36

## REBOUNDS

Player	Date	Opponent	Rebounds
1. Jillian Alleyne	11/15/12	Portland State	27
2. Bev Smith	12/9/78	Alaska-Anchorage	26
3. Jillian Alleyne	1/31/15	UCLA	25
Jillian Alleyne	3/24/14	Washington (WNIT)	25
Jillian Alleyne	1/26/14	Washington	25
6. Jillian Alleyne	2/14/14	USC	24
7. Jillian Alleyne	11/24/12	vs. Oklahoma	23
Peg Rees	2/8/75	at Western Washington	23
9. Jillian Alleyne	2/21/14	at Washington	22
Cathrine Kraayeveld	12/19/02	at Montana	22
Alison Lang	12/16/81	vs. LSU	22

## ASSISTS

Player	Date	Opponent	Assists
1. Sabrina Ionescu	12/2/18	Long Beach State	17
2. Sabrina Ionescu	11/16/19	Texas Southern	14
Sabrina Ionescu	12/21/18	UC Irvine	14
Sabrina Ionescu	12/17/17	Ole Miss	14
Sabrina Ionescu	12/2/17	Weber State	14
Corrie Mizusawa	11/25/03	at Gonzaga	14
Vanessa Selden	12/7/90	New Mexico State	14
8. Sabrina Ionescu	3/8/19	vs. Arizona (P12T)	13
Sabrina Ionescu	2/24/19	USC	13
Sabrina Ionescu	12/20/18	Air Force	13
Sabrina Ionescu	3/2/18	vs. Colorado (P12T)	13
Sabrina Ionescu	1/28/18	at Utah	13
Sabrina Ionescu	1/22/17	Utah	13
Corrie Mizusawa	11/15/03	Valparaiso	13
Sheila Sattiewhite	2/26/88	California	13
Sheila Sattiewhite	2/7/88	USC	13



**BEV SMITH** holds Oregon's single-game record for steals with 11 (12/22/81 at Washington), and she is second in program single-game history for rebounds with 26 (12/9/78 vs. Alaska-Anchorage).

## STEALS

Player	Date	Opponent	Steals
1. Bev Smith	1/22/81	at Washington	11
2. Julie Cushing	3/1/79	Oregon State	9
Bev Smith	1/13/79	Boise State	9
Julie Cushing	2/14/78	at Southern Oregon	9
Julie Cushing	1/7/78	Southern Oregon	9
6. Amanda Johnson	11/23/08	at South Dakota State	8
Alissa Edwards	12/22/02	at TCU	8
Sally Crowe	1/5/95	at UCLA	8
Sally Crowe	12/15/94	at Idaho State	8
Bev Smith	2/13/81	Stanford	8
Suzanne Washington	1/6/79	Western Washington	8
Bev Smith	12/9/78	Alaska-Anchorage	8
Chris Briot	2/4/77	Seattle Pacific	8

## BLOCKED SHOTS

Player	Date	Opponent	Blocks
1. Stefanie Kasperski	12/29/87	Western Kentucky	13
2. Stefanie Kasperski	2/26/88	California	12
3. Stefanie Kasperski	2/12/88	Arizona State	10
4. Stefanie Kasperski	12/21/88	North Dakota	9
Stefanie Kasperski	12/16/88	Brigham Young	9
Alison Lang	1/29/83	Santa Clara	9
Alison Lang	1/22/83	Pacific	9
Alison Lang	1/21/83	Fresno State	9
Alison Lang	1/7/83	at Pepperdine	9
10. Jenny Mowe	12/13/99	at UC Santa Barbara	8
Alison Lang	11/18/83	vs. San Jose State	8



**STEFANIE KASPERSKI** holds UO's all-time single-game record with 13 blocks (12/29/87 vs. Western Kentucky) and is the only Duck ever to reject 10 or more shots in a game (3x).



## INDIVIDUAL SINGLE-GAME RECORDS



Sophomore **JAZ SHELLEY** broke UO's single-game record for three-pointers in the 10th game and first start of her career, draining 10 triples in a 32-point performance vs. UC Riverside (12/16/19).

## FIELD GOALS MADE

	Player	Date	Opponent	FG Made
1.	Ruthy Hebard	1/6/19	Washington State	16 (21 att.)
	Stefanie Kasperski	1/5/90	California	16 (19 att.)
	Julie Cushing	12/6/79	San Jose State	16 (26 att.)
4.	Stefanie Kasperski	2/24/89	at California	15 (22 att.)
	Stefanie Kasperski	2/7/88	#19 USC	15 (21 att.)
	Gabi Neumann	2/20/87	#18 USC	15 (21 att.)
	Alison Lang	12/17/82	#7 Long Beach State	15 (17 att.)
8.	Ruthy Hebard	2/14/20	at #7 UCLA	14 (19 att.)
	Sabrina Ionescu	1/16/20	#3 Stanford	14 (26 att.)
	Ruthy Hebard	11/16/19	Texas Southern	14 (18 att.)
	Sabrina Ionescu	3/4/18	vs. #16 Stanford (P12T)	14 (24 att.)
	Chrisae Rowe	12/4/13	at Seattle U	14 (25 att.)
	Nicole Canepa	1/16/10	at Arizona	14 (18 att.)
	Lauri Landerholm	1/27/87	Portland State	14 (22 att.)
	Alison Lang	2/11/83	at Oregon State	14 (21 att.)
	Alison Lang	1/29/83	Santa Clara	14 (18 att.)
	Bev Smith	2/5/81	at Montana	14 (19 att.)
	Alison Lang	12/16/80	vs. San Jose State	14 (18 att.)
	Bev Smith	3/12/80	Kentucky (AIAW)	14 (20 att.)
	Debbie Adams	3/8/80	Seattle	14 (17 att.)

## FIELD GOAL PERCENTAGE (Min. 9 made)

	Player	Date	Opponent	FG Pct.
1.	Ruthy Hebard	2/16/18	USC*	(12-12) 1.000
	Ruthy Hebard	2/11/18	at Washington State*	(12-12) 1.000
3.	Jillian Alleyne	1/21/14	at Arizona	(11-11) 1.000
	Lauri Landerholm	1/22/87	at Washington State	(11-11) 1.000
5.	Ruthy Hebard	2/3/19	Colorado	(10-10) 1.000
	Ruthy Hebard	11/16/17	at Texas A&M	(10-10) 1.000
7.	Nyara Sabally	12/4/20	Colorado	(9-9) 1.000
	Ruthy Hebard	12/20/18	Air Force	(9-9) 1.000
	Ruthy Hebard	1/14/18	Arizona State	(9-9) 1.000
	Shaquala Williams	2/21/02	at Washington St.	(9-9) 1.000
	Jenny Mowe	3/14/99	at Iowa State	(9-9) 1.000
	Sara Wilson	12/29/90	vs. Texas A&M	(9-9) 1.000
	Trina McCartney	3/2/91	at Arizona	(9-9) 1.000

\* Back-to-back games, part of NCAA record 33 consecutive made field goal streak

## 3-POINT FIELD GOALS MADE

	Player	Date	Opponent	3FG Made
1.	Jaz Shelley	12/16/19	UC Riverside	10 (14 att.)
2.	Erin Boley	1/27/19	at Washington	9 (13 att.)
	Katelyn Loper	11/9/13	CSU Bakersfield	9 (15 att.)
	Taylor Lilley	1/30/10	at USC	9 (12 att.)
5.	Taylor Mikesell	11/28/20	Seattle U	8 (10 att.)
	Erin Boley	2/21/20	at California	8 (9 att.)
	Erin Boley	2/24/19	USC	8 (11 att.)
	Satou Sabally	1/25/19	at Washington State	8 (11 att.)
	Erin Boley	1/4/19	Washington	8 (12 att.)
	Katelyn Loper	11/14/14	Utah State	8 (12 att.)
	Taylor Lilley	1/1/10	Washington	8 (13 att.)
	Chelsea Wagner	2/9/06	Arizona	8 (11 att.)
	Jessica Schutt	11/26/93	at Hawai'i	8 (14 att.)

## 3-POINT FIELD GOAL PERCENTAGE (Min. 5 made)

	Player	Date	Opponent	FG Pct.
1.	Kaela Chapdelaine	2/23/08	UCLA	(6-6) 1.000
2.	Erin Boley	12/21/20	at Washington State	(5-5) 1.000
	Micaela Cocks	12/6/09	Long Beach State	(5-5) 1.000
4.	Erin Boley	2/21/20	at California	(8-9) .889
5.	Jennifer Bourn	2/2/91	Arizona State	(7-8) .875
6.	Lexi Bando	11/13/16	Lamar	(6-7) .857
	Lexi Bando	11/30/15	San Jose State	(6-7) .857
	Micaela Cocks	1/26/09	Portland	(6-7) .857
	Jamie Craighead	11/30/01	vs. St. John's	(6-7) .857
10.	Lexi Bando	12/20/16	Idaho	(5-6) .833
	Kristi Fallin	1/23/11	Oregon State	(5-6) .833
	Victoria Kenyon	1/13/11	at USC	(5-6) .833
	Micaela Cocks	12/20/08	#7 Baylor	(5-6) .833
	Micaela Cocks	12/13/08	vs. Georgia Tech	(5-6) .833
	Kaela Chapdelaine	1/21/06	Washington	(5-6) .833
	Alissa Edwards	1/11/03	#6 Stanford	(5-6) .833
	Staci Wallenborn	2/3/90	at Arizona State	(5-6) .833

## FREE THROWS MADE

	Player	Date	Opponent	FG Made
1.	Sabrina Ionescu	12/18/18	#4 Mississippi State	17 (17 att.)
2.	Debbie Sporcich	12/7/90	New Mexico State	15 (17 att.)
3.	Tamika Nurse	2/3/07	USC	14 (16 att.)
	Jessica Schutt	2/19/95	at Washington	14 (14 att.)
	Sally Crowe	2/17/95	at Washington State	14 (16 att.)
	Trina McCartney	3/10/89	Oregon State	14 (16 att.)
	Stefanie Kasperski	1/14/89	Arizona State	14 (16 att.)
	Alison Lang	1/23/82	Washington	14 (16 att.)
9.	Chrisae Rowe	2/2/14	at Arizona State	13 (14 att.)
	Trina McCartney	12/10/88	at Oregon State	13 (16 att.)
	Natasha O'Brien	2/27/98	Oregon State	13 (14 att.)

## FREE THROW PERCENTAGE (Min. 10 made)

	Player	Date	Opponent	FG Made
1.	Sabrina Ionescu	12/18/18	#4 Mississippi State	(17-17) 1.000
2.	Jessica Schutt	2/19/95	at Washington	(14-14) 1.000
3.	Alison Lang	3/13/82	Missouri (NCAAT)	(12-12) 1.000
4.	Jillian Alleyne	12/18/13	Southern	(11-11) 1.000
5.	Ruthy Hebard	11/14/18	at Utah State	(10-10) 1.000
	Lexi Petersen	1/5/15	at UCLA	(10-10) 1.000
	Tamika Nurse	2/1/07	UCLA	(10-10) 1.000
	Cicely Oaks	11/28/05	Drake	(10-10) 1.000
	Staci Wallenborn	3/7/91	#9 Stanford	(10-10) 1.000
	Jacque Semeniuk	2/1/90	at Arizona	(10-10) 1.000
	Jacque Semeniuk	11/28/89	at Portland	(10-10) 1.000
	Lauri Landerholm	1/12/87	Arizona	(10-10) 1.000



# INDIVIDUAL SINGLE-SEASON RECORDS

## POINTS


	Player	Season	Games	Avg.	Points
1.	Sabrina Ionescu	2018-19	38	19.9	755
2.	Sabrina Ionescu	2017-18	38	19.7	748
3.	Alison Lang	1982-83	29	23.9	693
4.	Chrisae Rowe	2013-14	32	21.6	690
5.	Jillian Alleyne	2013-14	32	21.4	684
6.	Ruthy Hebard	2017-18	37	17.6	652
7.	Stefanie Kasperski	1988-89	32	20.3	650
8.	Satou Sabally	2018-19	38	16.6	632
	Bev Smith	1980-81	32	19.8	632
10.	Alison Lang	1983-84	30	20.3	609

## REBOUNDS

	Player	Season	Games	Avg.	Rebounds
1.	Jillian Alleyne	2013-14	32	16.2	519
2.	Jillian Alleyne	2014-15	30	15.2	455
3.	Bev Smith	1980-81	32	11.8	376
4.	Jillian Alleyne	2012-13	31	11.9	370
5.	Jillian Alleyne	2015-16	27	13.6	368
6.	Bev Smith	1979-80	27	13.6	367
7.	Ruthy Hebard	2018-19	37	9.1	335
8.	Ruthy Hebard	2017-18	37	9.0	333
9.	Bev Smith	1978-79	25	12.9	323
10.	Alison Lang	1982-83	29	10.9	318

## ASSISTS

	Player	Season	Games	Avg.	Assists
1.	Sabrina Ionescu	2018-19	38	8.2	311
2.	Sabrina Ionescu	2019-20	33	9.1	299
3.	Sabrina Ionescu	2017-18	38	7.8	298
4.	Corrie Mizusawa	2004-05	30	7.0	209
5.	Maite Cazorla	2015-16	35	5.9	206
6.	Jacquie Semeniuk	1988-89	32	5.9	190
7.	Sabrina Ionescu	2016-17	33	5.5	183
8.	Corrie Mizusawa	2003-04	29	6.2	180
9.	Maite Cazorla	2017-18	37	4.8	179
10.	Lauri Landerholm	1986-87	30	5.7	171



**ALISON LANG** set Oregon's single-season records for field goals (280) and blocked shots (140) in 1982-83 while also posting the best single-year scoring average (23.9 PPG) ever by a Duck.

## STEALS

	Player	Season	Games	Avg.	Steals
1.	Bev Smith	1979-80	27	3.5	95
	Bev Smith	1978-79	25	3.8	95
3.	Bev Smith	1980-81	32	2.9	94
4.	Suzanne Washington	1978-79	25	3.5	87
5.	Vanessa Selden	1991-92	27	3.1	84
6.	Nia Jackson	2009-10	34	2.4	83
	Suzanne Washington	1979-80	29	2.9	83
8.	Lauri Landerholm	1986-87	30	2.5	76
9.	Lauri Landerholm	1985-86	28	2.6	73
10.	Chrisae Rowe	2013-14	32	2.3	72
	Sally Crowe	1994-95	26	2.8	72
	Allison Towriss	1980-81	32	2.3	72

## BLOCKED SHOTS

	Player	Season	Games	Avg.	Blocks
1.	Alison Lang	1982-83	29	4.8	140
2.	Stefanie Kasperski	1987-88	28	4.3	119
3.	Stefanie Kasperski	1988-89	32	3.5	111
4.	Alison Lang	1983-84	30	3.5	105
5.	Alison Lang	1981-82	26	3.8	99
6.	Stefanie Kasperski	1989-90	29	3.2	92
7.	Kerry Clawson	1977-78	21	4.0	84
8.	Alison Lang	1980-81	32	2.5	81
9.	Stefanie Kasperski	1986-87	30	2.7	80
10.	Renae Fegent	1995-96	29	2.6	74



**JILLIAN ALLEYNE** owns four of the five greatest individual rebounding seasons in Oregon history, headlined by a program-record 519 (16.2 RPG) as a sophomore in 2013-14.

## INDIVIDUAL SINGLE-SEASON RECORDS



**RUTHY HEBARD** broke Oregon's single-season field-goal percentage record in each of her final three years as a Duck, culminating with a stellar .685 mark as a senior in 2019-20.

**FIELD GOALS MADE (All seasons with 200+ FGs made shown)**

	Player	Season	Games	FG Att.	Avg.	FG
1.	Alison Lang	1982-83	29	457	9.7	280
2.	Ruthy Hebard	2017-18	37	412	7.4	272
3.	Sabrina Ionescu	2018-19	38	609	7.1	270
4.	Stefanie Kasperski	1988-89	32	436	8.3	264
5.	Bev Smith	1980-81	32	485	8.1	259
6.	Sabrina Ionescu	2017-18	38	541	6.7	253
7.	Ruthy Hebard	2019-20	33	368	7.9	252
8.	Jillian Alleyne	2013-14	32	446	7.7	247
9.	Ruthy Hebard	2018-19	37	367	6.6	246
	Chrisae Rowe	2013-14	32	654	7.7	246
11.	Bev Smith	1979-80	27	441	8.9	240
12.	Alison Lang	1983-84	30	406	7.9	237
13.	Satou Sabally	2018-19	38	455	6.1	230
14.	Jillian Alleyne	2014-15	30	389	7.5	224
15.	Stefanie Kasperski	1989-90	29	405	7.6	221
16.	Sabrina Ionescu	2019-20	33	421	6.8	218
17.	Ruthy Hebard	2016-17	37	369	5.9	217
18.	Lauri Landerholm	1986-87	30	448	7.2	215
19.	Alison Lang	1981-82	26	350	8.0	207
20.	Shaquala Williams	2001-02	35	486	5.9	206
21.	Jillian Alleyne	2015-16	27	347	7.5	203
22.	Debbie Adams	1979-80	29	361	6.9	200

**FIELD GOAL PERCENTAGE (Min. 150 attempts)**

	Player	Season	Games	FG-FGA	FG Pct.
1.	Ruthy Hebard	2019-20	33	252-368	.685
2.	Ruthy Hebard	2018-19	37	246-367	.670
3.	Ruthy Hebard	2017-18	37	272-412	.660
4.	Debbie Adams	1980-81	32	162-264	.614
5.	Alison Lang	1982-83	29	280-457	.613
6.	Stefanie Kasperski	1988-89	32	264-436	.606
7.	Debbie Sporcich	1992-93	21	124-206	.602
8.	Sara Wilson	1993-94	28	144-243	.593
9.	Alison Lang	1981-82	26	207-350	.591
10.	Ruthy Hebard	2016-17	37	217-369	.588

**3-POINT FIELD GOALS MADE**

	Player	Season	Games	3FG Att.	Avg.	3FG
1.	Taylor Lilley	2009-10	34	306	3.6	124
2.	<b>Erin Boley</b>	<b>2018-19</b>	<b>38</b>	<b>251</b>	<b>2.8</b>	<b>108</b>
3.	Sabrina Ionescu	2017-18	38	233	2.7	102
4.	Sabrina Ionescu	2018-19	38	219	2.5	94
5.	Katelyn Loper	2013-14	28	306	3.0	83
6.	Satou Sabally	2018-19	38	197	2.1	81
	Chrisae Rowe	2013-14	32	263	2.5	81
	Jamie Craighead	2000-01	29	213	2.8	81
9.	Lexi Bando	2017-18	31	175	2.6	80
10.	<b>Erin Boley</b>	<b>2019-20</b>	<b>33</b>	<b>240</b>	<b>2.4</b>	<b>78</b>

**3-POINT FIELD GOAL PERCENTAGE (Min. 50 attempts)**

	Player	Season	Games	3FG-3FGA	3FG Pct.
1.	Taylor Lilley	2006-07	24	39-77	.506
2.	Lexi Bando	2016-17	37	76-160	.475
3.	<b>Taylor Chavez</b>	<b>2019-20</b>	<b>32</b>	<b>45-95</b>	<b>.474</b>
4.	Michelle Eble	1988-89	32	41-87	.471
5.	Missy Croshaw	1993-94	29	70-153	.458
6.	Lexi Bando	2017-18	31	80-175	.457
7.	Jennifer Bourn	1990-91	28	49-111	.454
8.	Lexi Bando	2015-16	34	72-159	.453
9.	Lexi Petersen	2015-16	34	63-141	.447
10.	<b>Erin Boley</b>	<b>2019-20</b>	<b>33</b>	<b>78-177</b>	<b>.441</b>

**FREE THROWS MADE**

	Player	Season	Games	FT Att.	Avg.	FT
1.	Jillian Alleyne	2013-14	32	268	5.9	190
2.	Trina McCartney	1988-89	31	205	5.0	156
3.	Sabrina Ionescu	2017-18	38	174	3.7	140
4.	Alison Lang	1981-82	26	181	5.2	136
5.	Alison Lang	1983-84	30	181	4.5	135
6.	Alison Lang	1982-83	29	189	4.6	133
7.	Arianne Boyer	1995-96	28	181	4.7	131
8.	Debbie Sporcich	1993-94	28	170	4.5	126
9.	Stefanie Kasperski	1988-89	32	175	3.8	122
10.	Sabrina Ionescu	2018-19	38	137	3.2	121

**FREE THROW PERCENTAGE (Min. 50 attempts)**

	Player	Season	Games	FT-FTA	FT Pct.
1.	Sabrina Ionescu	2019-20	33	82-89	.921
2.	Gabrielle Richards	2005-06	29	60-66	.909
3.	Shaquala Williams	2001-02	35	108-119	.908
4.	Sabrina Ionescu	2018-19	38	121-137	.883
5.	Devyn Galland	2012-13	30	84-96	.875
6.	Micaela Cocks	2009-10	34	96-111	.865
7.	Sally Crowe	1994-95	26	102-118	.864
8.	Micaela Cocks	2008-09	30	74-86	.860
9.	Ariel Thomas	2013-14	28	100-119	.840
10.	Jessica Schutt	1993-94	28	56-67	.836



**SABRINA IONESCU** was unbelievable at the free-throw line as a senior, going 82-of-89 for a UO record .921 percentage. Ionescu was an incredible 54-of-56 (.964) in 18 conference games.



# INDIVIDUAL CAREER RECORDS

## POINTS (All 1,000-point scorers shown)

	Player	Seasons	Games	Avg.	Points
1.	Sabrina Ionescu	2016-20	142	18.0	2,562
2.	Ruthy Hebard	2016-20	144	16.4	2,368
3.	Alison Lang	1980-84	117	19.2	2,252
4.	Jillian Alleyne	2012-16	120	17.9	2,151
5.	Bev Smith	1978-82	110	18.8	2,063
6.	Stefanie Kasperski	1986-90	119	16.4	1,956
7.	Lauri Landerholm	1982-87	120	14.9	1,783
8.	Satou Sabally	2017-20	105	14.4	1,508
9.	Amanda Johnson	2009-12	114	13.2	1,505
10.	Arianne Boyer	1993-97	113	13.3	1,501
11.	Shaquala Williams	1998-2002	101	14.6	1,478
12.	Maire Cazorla	2015-19	146	10.1	1,474
13.	Taylor Lilley	2006-10	111	12.7	1,415
14.	Debbie Adams	1977-81	109	12.9	1,412
15.	Debbie Sporcich	1990-94	95	14.8	1,404
16.	Julie Cushing	1976-80	93	14.9	1,392
17.	Lexi Bando	2014-18	130	10.5	1,364
18.	Angelina Wolvert	1997-01	116	10.4	1,305
19.	Staci Wallenborn	1988-92	112	11.1	1,246
20.	Lexi Petersen	2011-16	126	9.7	1,226
21.	Andrea Bills	2001-05	123	9.9	1,213
22.	Micaela Cocks	2006-10	125	9.6	1,195
23.	Renaefegent	1994-97	82	14.5	1,187
24.	Trina McCartney	1987-91	112	10.6	1,184
25.	Cathrine Kraayeveld	2000-05	109	10.6	1,151
26.	Gabi Neumann	1984-87	84	13.4	1,127
27.	Brianne Meharry	1997-01	105	10.4	1,096
28.	Missy Croshaw	1990-94	112	9.6	1,076
29.	Ariel Thomas	2010-14	101	10.6	1,069
30.	Eleanor Haring	2003-07	120	8.7	1,049
31.	Brandi Davis	2002-06	115	8.8	1,017
32.	Erin Boley	2018-Pres.	93	10.9	1,011
33.	Nia Jackson	2008-12	114	10.0	1,007

## REBOUNDS

	Player	Seasons	Games	Avg.	Rebounds
1.	Jillian Alleyne	2012-16	120	14.3	1,712
2.	Bev Smith	1978-82	110	12.4	1,362
3.	Ruthy Hebard	2016-20	144	9.0	1,299
4.	Alison Lang	1980-84	117	9.8	1,151
5.	Sabrina Ionescu	2016-20	142	7.3	1,040
6.	Stefanie Kasperski	1986-90	119	8.4	996
7.	Amanda Johnson	2009-12	114	7.8	893
8.	Debbie Sporcich	1990-94	95	9.1	868
9.	Arianne Boyer	1993-97	113	7.5	850
10.	Debbie Adams	1977-80	109	7.8	848

## ASSISTS

	Player	Seasons	Games	Avg.	Assists
1.	Sabrina Ionescu	2016-20	142	7.7	1,091
2.	Maite Cazorla	2015-19	146	4.7	691
3.	Lauri Landerholm	1982-87	120	5.1	607
4.	Bev Smith	1978-82	110	4.0	443
5.	Missy Croshaw	1990-94	112	3.7	417
6.	Jacquie Semeniuk	1986-90	119	4.1	408
7.	Corrie Mizusawa	2003-05	59	6.6	389
8.	Shaquala Williams	1998-2002	101	3.7	369
9.	Kaela Chapdelaine	2004-2008	122	3.0	362
10.	Lisa Bowyer	1996-99	109	3.3	358



The greatest duo in program history, **SABRINA IONESCU** and **RUTHY HEBARD** rank 1-2 on the Oregon all-time scoring list and are two of just five players to surpass 2,000 career points.

## STEALS

	Player	Seasons	Games	Avg.	Steals
1.	Bev Smith	1978-82	110	3.2	349
2.	Lauri Landerholm	1982-87	120	2.4	290
3.	Sabrina Ionescu	2016-20	142	1.5	207
4.	Nia Jackson	2008-12	101	2.0	204
5.	Maite Cazorla	2015-19	146	1.4	201
6.	Julie Cushing	1977-80	93	2.2	200
7.	Amanda Johnson	2009-12	114	1.7	195
8.	Lisa Bowyer	1996-99	109	1.7	186
9.	Jasmin Holliday	2009-12	124	1.5	183
10.	Debbie Adams	1978-81	106	1.6	173

## BLOCKED SHOTS

	Player	Seasons	Games	Avg.	Blocks
1.	Alison Lang	1980-84	117	3.6	425
2.	Stefanie Kasperski	1986-90	119	3.4	402
3.	Jenny Mowe	1996-01	124	1.8	222
4.	Bev Smith	1978-82	110	1.8	193
5.	Renaefegent	1994-97	82	2.1	169
6.	Jillian Alleyne	2012-16	120	1.2	147
7.	Ruthy Hebard	2016-20	144	1.0	146
8.	Cathrine Kraayeveld	2000-05	109	1.2	132
9.	Gabi Neumann	1984-87	84	1.3	111
10.	Jasmin Holliday	2009-12	124	0.9	109

## GAMES PLAYED

	Player	Season	Starts	Games
1.	Maite Cazorla	2015-19	146	146
2.	Ruthy Hebard	2016-20	141	144
3.	Oti Gildon	2015-19	3	143
4.	Sabrina Ionescu	2016-20	142	142
5.	Lexi Bando	2014-18	128	130
6.	Lexi Petersen	2011-16	82	126
7.	Micaela Cocks	2007-10	79	125
8.	Jasmin Holliday	2009-12	72	124
	Jenny Mowe	1996-01	NA	124
10.	Andrea Bills	2001-05	104	123

## INDIVIDUAL CAREER RECORDS



**RUTHY HEBARD** is the Oregon and Pac-12 all-time leader with a .651 career field-goal percentage, making a program-record 987 field goals in only 1,516 attempts as a Duck.

**FIELD GOALS MADE** (All players with 500+ field goals shown)

Player	Seasons	Games	FG Att.	Avg.	FG
1. Ruthy Hebard	2016-20	144	1,516	6.9	987
2. Sabrina Ionescu	2016-20	142	1,991	6.4	905
3. Alison Lang	1980-84	117	1,496	7.5	883
4. Bev Smith	1978-82	110	1,682	7.8	857
5. Jillian Alleyne	2012-16	120	1,526	6.9	829
6. Stefanie Kasperski	1986-90	119	1,449	6.9	816
7. Lauri Landerholm	1982-87	120	1,517	5.9	702
8. Debbie Adams	1977-81	109	1,147	5.6	612
9. Julie Cushing	1976-80	93	1,282	6.3	582
10. Amanda Johnson	2009-12	114	1,424	5.0	572
11. Arianne Boyer	1993-97	113	1,057	4.8	546
12. Maite Cazorla	2015-19	146	1,187	3.7	543
13. Satou Sabally	2017-20	105	1,108	5.1	532
14. Debbie Sporcich	1990-94	95	965	5.5	521
15. Taylor Lilley	2006-10	111	1,203	4.6	516
16. Shaquala Williams	1998-02	101	1,250	5.1	513
17. Andrea Bills	2001-05	123	1,041	4.1	508

**FIELD GOAL PERCENTAGE** (Min. 500 attempts, 2 seasons)

Player	Seasons	Games	FG-FGA	FG Pct.
1. Ruthy Hebard	2016-20	144	987-1,516	.651*
2. Alison Lang	1980-84	117	883-1,496	.590
3. Jenny Mowe	1996-01	124	357-623	.573
4. Stefanie Kasperski	1986-90	119	816-1,449	.563
5. Sara Wilson	1990-94	92	346-624	.554
6. Angelina Wolvert	1997-01	116	499-918	.544
7. Jillian Alleyne	2012-16	120	829-1,526	.543
8. Debbie Sporcich	1990-94	95	521-965	.540
9. Gabi Neumann	1984-87	84	473-886	.534
10. Debbie Adams	1977-81	109	612-1,147	.534

\*Pac-12 all-time record

**3-POINT FIELD GOALS MADE**

Player	Seasons	Games	3FG Att.	Avg.	3FG
1. Sabrina Ionescu	2016-20	142	779	2.3	329
2. Lexi Bando	2014-18	130	619	2.2	283
3. Taylor Lilley	2007-10	111	702	2.4	270
4. Erin Boley	2018-pres.	93	502	2.6	217
5. Maite Cazorla	2015-19	146	543	1.4	211
6. Missy Croshaw	1990-94	112	482	1.7	189
7. Brandi Davis	2002-06	115	535	1.6	186
8. Jamie Craighead	1998-02	107	NA	1.7	182
9. Satou Sabally	2017-20	105	476	1.7	180
10. Amanda Johnson	2009-12	114	549	1.5	168

**3-POINT FIELD GOAL PERCENTAGE** (Min. 100 attempts, 2 seasons)

Player	Seasons	Games	3FG-3FGA	3FG Pct.
1. Lexi Bando	2014-18	130	283-619	.457
2. Jennifer Bourn	1987-91	87	66-148	.446
3. Michelle Eble	1987-90	80	90-203	.443
4. Sabrina Ionescu	2016-20	142	329-779	.422
5. Natasha O'Brien	1997-99	58	55-135	.407
6. Chelsea Wagner	2003-06	65	133-337	.395
7. Missy Croshaw	1990-94	112	189-482	.392
8. Victoria Kenyon	2008-11	117	70-179	.391
9. Maite Cazorla	2015-19	146	211-543	.389
10. Taylor Lilley	2006-10	111	270-702	.385
- Erin Boley	2018-pres.	93	217-502	.432
- Taylor Chavez	2018-pres.	78	79-189	.418

**FREE THROWS MADE** (All players with 300+ free throws shown)

Player	Seasons	Games	FT Att.	Avg.	FT
1. Jillian Alleyne	2012-16	120	798	4.1	492
2. Alison Lang	1980-84	117	674	4.2	486
3. Sabrina Ionescu	2016-20	142	497	3.0	423
4. Arianne Boyer	1993-97	113	624	3.5	400
5. Ruthy Hebard	2016-20	144	572	2.7	394
6. Lauri Landerholm	1982-87	120	468	3.2	379
7. Debbie Sporcich	1990-94	95	514	3.8	362
8. Bev Smith	1978-82	110	491	3.2	349
9. Trina McCartney	1987-91	112	450	2.9	324
Stefanie Kasperski	1986-90	119	470	2.7	324
11. Nia Jackson	2008-12	114	441	2.8	318
12. Shaquala Williams	1998-02	101	367	3.0	308

**FREE THROW PERCENTAGE** (Min. 100 attempts, 2 seasons)

Player	Seasons	Games	FT-FTA	FT Pct.
1. Micaela Cocks	2007-10	125	220-256	.859
2. Sabrina Ionescu	2016-20	142	423-497	.851
3. Shaquala Williams	1998-02	101	308-367	.839
4. Carolyn Ganes	2003-07	115	186-229	.812
5. Lauri Landerholm	1982-87	120	379-468	.810
6. Ariel Thomas	2010-14	101	233-288	.809
7. Sonja Curtis	1996-99	110	220-275	.800
8. Maite Cazorla	2015-19	146	177-224	.790
9. Lexi Bando	2014-18	130	153-194	.789
10. Gabrielle Richards	2004-06	60	99-126	.786

**DOUBLE-FIGURE SCORING GAMES** (All players with 75+ DFSG shown)

Player	Seasons	Games	Season-High	DFSG
1. Sabrina Ionescu	2016-20	142	38 (2018-19)	134
2. Ruthy Hebard	2016-20	142	36 (2017-18)	123
3. Alison Lang	1980-84	117	30 (1983, 1984)	108
4. Jillian Alleyne	2012-16	120	31 (2014)	101
5. Bev Smith	1978-82	110	27 (1981, 1982)	99
6. Stefanie Kasperski	1986-90	119	31 (1989)	93
7. Arianne Boyer	1993-96	113	24 (1995)	90
Lauri Landerholm	1982-87	120	26 (1986)	90
9. Satou Sabally	2017-20	105	31 (2018-19)	77
Julie Cushing	1976-80	93	20 (1979)	77
11. Amanda Johnson	2009-12	114	24 (2010 & 2011)	75





## 2020-21 SCHEDULE

### NOVEMBER

Date	Day	Opponent	TV	Time (PT)
28	Sat.	SEATTLE U	TBA	TBA
30	Mon.	at Portland	TBA	TBA

### DECEMBER

Date	Day	Opponent	TV	Time (PT)
4	Fri.	COLORADO *	TBA	TBA
6	Sun.	UTAH *	TBA	TBA
8	Tue.	PORTLAND STATE	TBA	TBA
13	Sun.	at Oregon State *	TBA	TBA
19	Sat.	at Washington *	TBA	TBA
21	Mon.	at Washington State *	TBA	TBA

### JANUARY

Date	Day	Opponent	TV	Time (PT)
1	Fri.	UCLA *	TBA	TBA
3	Sun.	USC *	TBA	TBA
8	Fri.	at California *	TBA	TBA
10	Sun.	at Stanford *	TBA	TBA
14	Thu.	at Arizona *	TBA	TBA
17	Sun.	at Arizona State *	TBA	TBA
22	Fri.	WASHINGTON *	TBA	TBA
24	Sun.	WASHINGTON STATE *	TBA	TBA
29	Fri.	at Colorado *	TBA	TBA
31	Sun.	at Utah *	TBA	TBA

### FEBRUARY

Date	Day	Opponent	TV	Time (PT)
5	Fri.	ARIZONA *	TBA	TBA
7	Sun.	ARIZONA STATE *	TBA	TBA
12	Fri.	CALIFORNIA *	TBA	TBA
15	Mon.	STANFORD *	TBA	TBA
19	Fri.	at UCLA *	TBA	TBA
21	Sun.	at USC *	TBA	TBA
28	Sun.	OREGON STATE *	TBA	TBA

Home games in **BOLD CAPS** at Matthew Knight Arena

\* Pac-12 Conference game

## PRESEASON AWARDS

### #21 ERIN BOLEY

» Cheryl Miller Small Forward of the Year watch list  
» Preseason all-Pac-12

### #11 TAYLOR MIKESELL

» Ann Meyers Drysdale Shooting Guard of the Year watch list  
» Preseason all-Pac-12 honorable mention

### #32 SEDONA PRINCE

» Preseason all-Pac-12

### #3 TAYLOR CHAVEZ

» Preseason all-Pac-12 honorable mention

### #4 JAZZ SHELLEY

» Preseason all-Pac-12 honorable mention



## 2020-21 OREGON WBB

## QUICK FACTS (not updated during season)

### UNIVERSITY INFORMATION

Name	University of Oregon
Location	Eugene, Ore.
Founded	1876
Enrollment	23,000
Average Incoming HS GPA	3.59
Nickname	Ducks
Colors	Apple Green & Yellow
President	Michael Schill
Athletics Director	Rob Mullens
Faculty Athletics Rep	Tim Gleason
Arena	Matthew Knight Arena (12,364)
Television	ESPN, Pac-12 Networks & GoDucks.com/Live
Radio	KUGN 590 AM (Terry Jonz)
Apparel Provider	Nike

### PROGRAM HISTORY

First Season of Competition	1973-74
All-Time Record	826-533
Matthew Knight Arena Record	117-49
Pac-12 Titles	5 (98-99, 99-00, 17-18, 18-19, 19-20)
Pac-12 Tournament Titles	2 (2018, 2020)
Pac-12 Tournament Record	14-17
NCAA Appearances (Record)	15 (15-15)
NCAA Final Fours	1 (2019)
WNIT Appearances (Record)	7 (18-5)
AAIA Appearances (Record)	2 (2-2)
Postseason Titles	2 (WNIT - 2002, 1989)
Overall Postseason Record	35-22

### COACHING STAFF

Head Coach	Kelly Graves (New Mexico, 1988)
Twitter	@GoDucksKG
UO Career	7th Season (155-54, 72-36 P12)
Div. I Career	24th Season (537-216)
Collegiate Career	27th Season (582-256)
Associate Head Coach	Mark Campebl (7th)
Twitter	@GoDucksMC
Assistant Coach	Jodie Berry (7th)
Twitter	@GoDucksJKB
Assistant Coach	Xavi Lopez (4th)
Twitter	@GoDucksXL

### SUPPORT STAFF

Director of Operations	Megan Lopez (5th)
Interim Director of Creativity/Student-Athlete Support	Oti Gildon (1st)
Athletic Trainer	Kim Terrell (18th)
Strength & Conditioning	Courtney Walden (2nd)

### ATHLETIC COMMUNICATIONS

Women's Basketball Contact	Nate Krueger
Email	nkrueger@uoregon.edu
Cell Phone	253-569-9468
Office Phone	541-346-9745
Senior Assoc. AD - Communications	Jimmy Stanton
Assoc. AD - Communications	Patrick Pierson
Assoc. Director of Communications	Todd Miles
Assoc. Director of Communications	Greg Walker
Asst. Director of Communications	Derren Iha
Asst. Director of Communications	Nate Krueger
Asst. Director of Communications	Zach Lawson
Editor-in-Chief, GoDucks.com	Rob Moseley

### ATHLETIC COMMUNICATIONS

WBB Contact: Nate Krueger  
Email: nkrueger@uoregon.edu  
C: 253-569-9468  
O: 541-346-5475



### TEAM INFORMATION

2019-20 Overall Record	31-2
2019-20 Pac-12 Record (Finish)	17-1 (1st)
2019-20 Pac-12 Tournament Finish	1st
2019-20 Postseason	No NCAA Tournament due to COVID-19
2019-20 Final AP Ranking	No. 2
2019-20 Highest AP Ranking	No. 1 (four weeks)
Starters Returning/Lost	1/4
Letterwinners Returning/Lost	4/7
Redshirts Returning/Lost	2/0
Newcomers	7 (5 freshmen, 2 transfers)
Most Returning Points	Erin Boley (303, 9.2 PPG)
Most Returning Rebounds	Erin Boley (67, 2.0 RPG)
Most Returning Assists	Jazz Shelley (50, 1.5 APG)
Most Returning Steals	Taylor Chavez (34, 1.1 SPG)
Most Returning Blocks	Lydia Giomi (8, 0.3 BPG)

### STARTERS RETURNING (1)

Name	Yr.	Pos.	GP-GS	PPG	RPG	APG
Erin Boley	Sr.	F	33-33	9.2	2.0	0.7

### OTHER LETTERWINNERS RETURNING (3)

Name	Yr.	Pos.	GP-GS	PPG	RPG	APG
Taylor Chavez	Jr.	G	32-3	6.5	1.8	0.8
Lydia Giomi	Sr.	F	31-0	3.3	2.3	0.3
Jazz Shelley	So.	G	33-1	6.3	1.0	1.5

### REDSHIRTS RETURNING (2)

Name	Yr.	Pos.	Ht.	Hometown
Sedona Prince	RSO.	F	6-7	Liberty Hill, Texas
Nyara Sabally	RSO.	F	6-5	Berlin, Germany

### INCOMING TRANSFERS (2)

Name	Yr.	Pos.	Ht.	Last School
Taylor Mikesell	Jr.	G	5-11	Maryland
Arielle Wilson	Jr.	F	6-6	Kilgore College

### INCOMING FRESHMEN (5)

Name	Yr.	Pos.	Ht.	Hometown
Angela Dugalic	Fr.	F	6-4	Des Plaines, Ill.
Te-Hina Paopao	Fr.	G	5-9	Oceanside, Calif.
Sydney Parrish	Fr.	G	6-2	Fishers, Ind.
Maddie Scherr	Fr.	G	5-11	Florence, Ky.
Kylee Watson	Fr.	F	6-4	Linwood, N.J.

### STARTERS LOST (4)

Name	Pos.	GP-GS	PPG	RPG	APG
Ruthy Hebard	F	33-33	17.3	9.6	1.5
Sabrina Ionescu	G	33-33	17.5	8.6	9.1
Minyon Moore	G	33-33	7.8	2.3	4.1
Satou Sabally	F	29-29	16.2	6.9	2.3

### OTHER LETTERWINNERS LOST (3)

Name	Pos.	GP-GS	PPG	RPG	APG
Lucy Cochrane	F	18-0	1.4	1.2	0.7
Holly Winterburn	G	28-0	3.4	1.5	0.8
Morgan Yaeger	G	18-0	1.1	0.7	0.2