

## 2021 SCHEDULE/RESULTS

Date	Opponent	Time/Result
<b>FEBRUARY</b>		
Sat. 13	No. 8 FLORIDA	L, 14-7
Thur. 18	No. 24 COLORADO	W, 12-9
<b>MARCH</b>		
Mon. 1	CINCINNATI	W, 13-5
Sat. 6	at Virginia *	L, 13-12
Fri. 12	at Central Michigan	1 p.m.
Sun. 14	at Marquette	12 p.m.
Thur. 18	NORTH CAROLINA *	7 p.m.
Sun. 21	NOTRE DAME *	12 p.m.
Fri. 26	at Boston College *	7 p.m.
Sun. 28	at Boston College *	11 a.m.
<b>APRIL</b>		
Sat. 3	at Virginia Tech *	1 p.m.
Thur. 8	DUKE *	7 p.m.
Fri. 16	SYRACUSE *	3 p.m.
Sun. 18	SYRACUSE *	12 p.m.
Sat. 24	at Notre Dame	TBD

\*ACC Game

## QUICK FACTS

Location	Louisville, Ky.
Founded / Enrollment	1798 / 22,298
Nickname / Colors	Cardinals / Red and Black
Conference	Atlantic Coast
Home Field	UofL Lacrosse Stadium
President	Dr. Neeli Bendapudi
Vice President for Athletics	Vince Tyra
Asst. AD/Student Development	Matt Banker
Head Coach	Scott Teeter (Canisius, '02)
Assistant Coach	Kaylin Morissette
Director of Operations	Debbie Bell
All-Time Record	124-98 (14th yr.)
All-Time NCAA Tournament Record	1-4, Four Appearances

### Important Phone Numbers

Athletics Department	(502) 852-5732
Lacrosse Office	(502) 852-0100
Sports Information Office	(502) 852-6581
SID - Nick Evans	c: (502) 807-9345
email: NickE@GoCards.com	

# LOUISVILLE

## 2021 WOMEN'S LACROSSE



## No. 19 Louisville Cardinals at Central Michigan Chippewas

Game 5 • Fri., Mar. 12 • 1 p.m ET • Mount Pleasant, Mich.

### LOUISVILLE

Record: 2-2, 0-1  
 Last Game: L, 13-12 vs. No. 8 Virginia  
 Current Streak: L1  
 Head Coach: Scott Teeter  
 Record at UL: 18-30 (4th year)  
 Career Record: 163-150 (19th year)  
 Goals Leader: Morris (10/2.5 pg)  
 Assists Leader: C. Blalock (6/1.5 pg)  
 Points Leader: C. Blalock (15/3.7 pg)  
 Ground Balls Leader: Florek (10/2.5 pg)  
 Draw Controls Leader: Mangines (13/3.25 pg)  
 Goalie: Florek (48 saves/.539 SV%)  
 Next Game: Sat., March 14 at Marquette

### CENTRAL MICHIGAN

Record: 3-2, 1-0  
 Last Game: W, 17-4 vs. Detroit Mercy  
 Current Strak: W1  
 Head Coach: Sara Tisdale  
 Record at CMU: 36-43 (6th year)  
 Career Record: 87-52  
 Goals Leader: Natalie Karlen (14/2.8 pg)  
 Assists Leader: Natalie Karlen (4/1.8 pg)  
 Points Leader: Natalie Karlen (18/3.6 pg)  
 Ground Balls Leader: Sierra Savage (21/4.2 pg)  
 Draw Controls Leader: Brennan Paddy (14/2.8 pg)  
 Goalie: Sierra Savage (45/.455 SV%)  
 Next Game: Sun., March 14 vs. Cincinnati

## GETTING STARTED

### SNAPPING ONE STREAK...

The Cardinals snapped a 24-game losing streak against ranked opponents with an upset win over No. 24 Colorado at home on Feb. 18. Their last win over a ranked team was a 9-8 victory against No. 7 Syracuse on April 22, 2017.

### RANKED VS. UNRANKED

UofL is 1-2 against ranked teams this year. Last season, UofL went 5-0 against unranked teams and 0-4 against ranked teams. In 2019, they went 5-4 against unranked teams and 0-9 against ranked teams. UofL had lost 24 straight games against ranked teams until their 12-9 win over No. 24 Colorado on Feb. 18, 2021.

### MOVING INTO IWLCA TOP 25

The Cardinals remain in the top-25 for the third-straight week at No. 19 following a narrow 13-12 loss to No. 8 Virginia. Following a 12-9 win over No. 24 Colorado on Feb. 18, the Cardinals moved into the Intercollegiate Women's Lacrosse Coaches Association Top 25 poll at No. 23, marking the first time that Louisville has been ranked in the IWLCA poll since they concluded the 2017 season at No. 20.

### GETTING ON THE BOARD FIRST

The Cardinals have scored first in three of their four games this season. They are 2-1 when scoring first and 0-1 when not. Over the last three seasons, UofL is 8-4 when scoring first and 4-15 when their opponent scores first.

### CAROLINE BLALOCK NAMED TO TEWAARATON WATCH LIST

Caroline Blalock has been named to the 2021 Tewaaraton Award watch list, which honors the top male and female college lacrosse player in the United States. Blalock leads the Cards in assists (6) and points (15) and ranks second in goals (9) and draw controls (12).

### MORRIS' MOJO

Dating back to 2020, Hannah Morris has an 11-game scoring streak to lead the team. She had one goal vs. Florida, two vs. Colorado, three vs. Cincinnati, and four vs. Virginia. She currently ranks fourth in the ACC with 24 shots and seventh with 7 shots per game.

■ Last season, she led the Cardinals and ranked ninth in the ACC with 21 goals. She had at least one goal in eight of nine games. She had 13 goals in the last five games a season ago.

Sports Information Office // University of Louisville // Louisville, KY 40292 // GoCards.com  
 Phone: (502) 852-3085 // Fax: (502) 852-7401 // email: NickE@GoCards.com // Twitter: @LouisvilleLAX

## LOUISVILLE'S STATISTICAL LEADERS

4				
Hannah MORRIS				
G	A	P	GB	
10	1	11	1	

6

Caroline

BLALOCK


G	A	P	GB
9	6	15	8

17

Alex


MCNICHOLAS

G	A	P	GB
4	1	5	8

21				
ALLY HALL				
G	A	P	GB	
7	2	9	6	

19

Rachel FLOREK



GAPG	SVPG	SV%	W-L
10.25	12	.539	2-2

**ABOUT THE CHIPPEWAS**

Central Michigan enters Friday's game with a 3-2 record following wins over Marquette, Oregon, and MAC foe Detroit Mercy. The Chippewas concluded the shortened 2020 campaign with a 2-3 record and advanced to the SoCon semifinals in 2019. Natalie Karlen leads the team with 14 goals through the first five games of the season, followed by Audrey Whiteside with 12. Brennan Paddy paves the way with 14 draw controls, and goalkeeper Sierra Savage has recorded 21 ground balls and a .455 save percentage on 45 saves. The 2021 season marks the first year that the MAC will keep women's lacrosse standings and crown a champion, and the Chippewas are No. 1 in the preseason coaches poll. Head coach Sara Tisdale, who was named the first lacrosse coach in CMU history in 2014, enters her sixth year at the helm.

**AVOIDING TWO STRAIGHT LOSSES**

Coming off a tough 13-12 loss at No. 8 Virginia, Louisville is looking to avoid back-to-back losses. They have not lost consecutive games since they lost three straight at the end of the 2019 season.

**FLOREK IN THE NET**

Florek has recorded 12.0 saves per game so far in 2021, which ranks first in the ACC and seventh in the NCAA. Her 48 saves also rank first in the league and is tied for ninth in the nation. She owns a .539 save percentage, which ranks fourth in the conference. In nine games last season, Florek had 95 saves, which led the ACC and ranked fourth in the country, and a .503 save percentage, which ranked fourth in the ACC. She ranked first in the league and 20th in the nation with 10.56 saves per game. She set the program record for saves in a game with 17 twice last season (Virginia Tech and Michigan).

**BY THE NUMBERS**

- UofL ranks fourth in the ACC with 18.0 ground balls per game.
- Rachel Florek is sixth in the ACC with 2.5 ground balls per game, while Maggie Foster is ninth with 2.25.
- Hannah Morris and Caroline Blalock rank fourth and fifth in the ACC with 6.0 and 5.75 shots per game, respectively.

**TAKING CARE OF THE BALL**

Louisville ranks last in the ACC with 16.25 turnovers per game. They are 2-1 when winning the turnover battle and 0-1 when losing it. Last season, UofL committed 149 turnovers, or 16.56 per game, which ranked last in the ACC. They went 4-1 when committing less turnovers and 1-3 when committing more turnovers.

**FINALLY SOME SENIORS**

In 2020, UofL had two seniors after having just one in 2019. This year, they enter the season with eight seniors, five of whom are team captains. Seven of the eight seniors have been with Coach Teeter all four seasons at Louisville. Florek came to Louisville from Towson in 2019. UofL's roster also features four juniors, 16 sophomores and 11 freshmen.

**CAROLINE BLALOCK NAMED IL PRESEASON ALL-AMERICAN**

Caroline Blalock was named Inside Lacrosse Preseason All-American Honorable Mention. Blalock is a four-year captain for the Cardinals. Last season she was named preseason All-ACC and led the team with 20 ground balls, which ranked sixth in the Atlantic Coast Conference. She was named All-ACC Second Team as a freshman and ACC All-Academic Team as a sophomore.

**CHALLENGING SCHEDULE**

Louisville will play three teams in the IWLCA preseason top 5, four in the preseason top 10 and nine in the preseason top 25 (No. 1 North Carolina, 2. Notre Dame, 4. Syracuse, 8. Florida, 15. Virginia, 18. Duke, 19. Boston College, 24. Virginia Tech and 25. Colorado). They play Notre Dame, Syracuse and Boston College twice.

**THE CAPTAINS**

Caroline Blalock, Sarah Blalock, Rachel Florek, Ally Hall and Alex McNicholas are team captains for the 2021 season. It marks the fourth-straight season that Caroline Blalock has been a captain.

- Caroline Blalock, who was named preseason All-ACC in 2020, had 20 ground balls to lead the team and rank sixth in the conference during the shortened season.
- McNicholas led the team and ranked 10th in the ACC with 3.6 draw controls per game last season.
- After posting three hat tricks during the 2020 season, Hall finished second on the team with 18 goals and third with six assists. She scored four goals in UofL's win over No. 24 Colorado on Feb. 18.
- Sarah Blalock capped off the 2020 season with five ground balls, six caused turnovers, and six draw controls.

- A force in goal, Florek finished 2020 with 95 saves and a .503 save percentage, good enough to rank first in the ACC and fourth in the NCAA. She led the ACC with 10.6 saves per game and her .503 save percentage sits third all-time in UofL single-season history.

**SEEKING AN ACC WIN**

Louisville has lost 19 straight games against ACC teams, which includes ACC Tournament games. UofL's last ACC win was a 9-8 win over Syracuse at home on April 22, 2017. Their last ACC road win was a 13-12 overtime win at Virginia Tech on April 1, 2017.

**GAMEDAY INFO**

**Date:** Friday, March 12

**Time:** 1 p.m. ET

**Site:** Mount Pleasant, Mich. | CMU Lacrosse Complex

**Video:** Chippewas All-Access

**Last Meeting:** First meeting

**Series History:** 0-0 (0-0 Home, 0-0 Away, 0-0)

**UofL National Ranking:** 19th IWLCA, 17th IL Women, 18th US Lacrosse Magazine

<b>Team Statistics</b>	<b>CARDS (2-2)</b>	<b>CMU (3-2)</b>
Goals/Shot attempts	44-123	54-140
Goals per game	11.0	10.8
Shot pct.	.358	.386
Shots on goal/Attempts	81-123	93-140
SOG pct.	.659	.664
Shots per game	30.8	28.0
Assists	14	10
Free position Made-Att	15-36	17-35
Free position pct.	.417	.486
Ground balls	72	113
Draw Controls	46	59
Turnovers	65	83
Caused Turnovers	35	49
Clears	58-67	80-98
Clear pct.	.866	.816

**HEAD COACH SCOTT TEETER**

Scott Teeter is in his fourth year as head coach of the University of Louisville women's lacrosse team. He is in his 19th year as head coach.

Prior to coming to Louisville, he served as head coach at Canisius for 15 years (2003-2017; 145-120). Upon his arrival in Buffalo, he took the reins of a team that had won just 11 games in the program's first seven seasons. Under his guidance, he changed the culture of the program and was named MAAC Coach of the Year in just his third season after leading the Griffs to an eight-win improvement in 2005.

In 2011, Canisius won a school-record 14 games and capped the successful campaign with the program's first MAAC Tournament title. The Griffs added postseason championships in 2012, 2013, 2014, 2016 and 2017. In the run from 2011-14, the team became the first school in MAAC history to win four straight conference titles. Canisius also claimed regular-season crowns in 2013, 2015, 2016 and 2017 after sweeping through conference foes without a loss.

He was named the league's coach of the year again in 2015, 2016 and 2017, after becoming the first three teams in MAAC history to post a perfect 8-0 regular-season record.

He left Canisius as the winningest coach in MAAC history.

Teeter has also served as head coach of the Canadian Under-19 National Team since 2009. He guided the team to a bronze-medal showing during the 2011 championship in Hannover, Germany, before earning the country's first women's field lacrosse title at the 2015 FIL World Championship in Edinburgh, Scotland. In 2017, he led the Canadian National team to a pair of silver medals, both at the FIL World Cup held in England and the World Games in Poland. This past summer, he led Canada to a second place finish at the 2019 FIL World Championship in Peterborough.

**Teeters's Milestone Collegiate Victories**

<b>No.</b>	<b>Date</b>	<b>Score</b>
1	4/21/04	Canisius 6, Mercyhurst 4
50	4/16/10	Canisius 11, Sienna 7
100	4/8/15	Canisius 15, Sienna 12
150	2/27/18	Louisville 17, Vanderbilt 15

## 2021 Louisville Women's Lacrosse Miscellaneous Statistics

### Louisville's Record When the Cardinals ...

Scoring First .....	2-1
Opponent Scores First.....	0-1
Leading at Half .....	2-0
Trailing at Half .....	0-2
Tied at Half .....	0-0
More Shots .....	2-0
Fewer Shots .....	0-2
Tied in Shots .....	0-0
More Free Position Goals .....	1-2
Fewer Free Position Goals .....	1-0
Tied in Free Position Goals .....	0-0
More Ground Balls.....	0-0
Fewer Ground Balls.....	1-2
Tied in Ground Balls .....	1-0
More Draw Controls.....	1-1
Fewer Draw Controls.....	1-1
Tied in Draw Controls .....	0-0
More Caused Turnovers .....	2-0
Fewer Caused Turnovers .....	0-2
Tied in Caused Turnovers .....	0-0
Commit Fewer Turnovers .....	1-0
Commit More Turnovers.....	1-2
Turnovers Tied.....	0-0
More Saves .....	1-2
Fewer Saves.....	1-0
Tied in Saves.....	0-0
Scoring 0-5 Goals.....	0-0
Scoring 5-10 Goals.....	0-1
Scoring 11-15 Goals .....	2-1
Scoring 16-20 Goals.....	0-0
Scoring 20+ Goals .....	0-0
Allowing 0-5 Goals.....	1-0
Allowing 5-10 Goals.....	1-0
Allowing 11-15 Goals.....	0-2
Allowing 16-20 Goals.....	0-0
Allowing 20+ Goals.....	0-0
0-2 Goal Margin.....	0-1
3-5 Goal Margin.....	1-0
6-9 Goal Margin.....	1-1
10+ Goal Margin.....	0-0
vs. Top 20 teams .....	0-2
At Home.....	2-1
On Road .....	0-1
Neutral .....	0-0
ACC at Home .....	0-0
ACC on Road .....	0-1
ACC Neutral .....	0-0
Play After a Loss.....	1-0
February .....	1-1
March.....	1-1
April .....	0-0
Longest Winning Streak .....	W2
Longest Losing Streak.....	L1
Current Streak .....	L1

### Miscellaneous

Quickest Start.....	29:17 vs. Cincinnati
Slowest Start.....	26:17 at Virginia
Largest Halftime Lead.....	4 (8-4) vs. Colorado,
.....	(5-1) vs. Cincinnati
Largest Halftime Deficit.....	3 (7-4) vs. Florida

### Opponent Miscellaneous

Quickest Opp. Start.....	28:15 at Virginia
Slowest Opp. Start..	04:17 vs. Cincinnati

### Hat Tricks

Morris.....	2
Hall .....	1
C. Blalock .....	1

### Games Leading UofL in Goals

Morris.....	2
C. Blalock .....	1
Hall .....	1

### Games Leading UofL in Shots

Morris.....	1
Hall .....	1
Morris.....	1
C. Blalock .....	1

### Games Leading UofL in Assts

C. Blalock .....	2
------------------	---

### Games Leading UofL in Pts

C. Blalock .....	2
Hall .....	1

### Games Leading UofL in GB

C. Blalock .....	1
Hall .....	1
Florek.....	1

### Games Leading UofL in CT

C. Blalock .....	1
Foster .....	1
S. Blalock.....	1

### Games Leading UofL in DC

Mangines .....	2
C. Blalock .....	2
McNicholas .....	1

### Games Leading UofL in Saves

Florek.....	4
-------------	---

### Scored Louisville's First Goal

C. Blalock .....	2
Karstien .....	1
Nakazawa.....	1

### Louisville Team Highs

Goals .....	13 vs. Cincinnati
Assists .....	6 vs. Colorado
Points.....	18 vs. Colorado
Shots.....	32 vs. Florida, Cincinnati
Ground Balls.....	20 vs. Colorado, Florida, Cincinnati
Draw Controls.....	16 at Virginia
Fewest Turnovers.....	15 at Virginia
.....	vs. Colorado
Caused Turnovers.....	12 vs. Colorado, Cincinnati

### Louisville Team Lows

Goals.....	7 vs. Florida
Assists.....	2 vs. Florida
Points.....	9 vs. Florida
Shots.....	28 at Virginia
Ground Balls.....	12 at Virginia
Draw Controls.....	10 vs. Cincinnati, Colorado,
.....	Florida
Most Turnovers.....	18 vs. Cincinnati
Caused Turnovers.....	7 vs. Florida

### Louisville Individual Highs

Goals.....	4, Hall vs. Colorado,
.....	Morris at Virginia
Assists.....	3, C. Blalock at Virginia
Points.....	5, Hall vs. Colorado,
.....	at Virginia
Shots.....	8, C. Blalock at Virginia
Ground Balls.....	4, C. Blalock vs. Florida
.....	Hall vs. Cincinnati
Draw Controls.....	6, Mangines vs. Florida
Caused TOs.....	3, C. Blalock vs. Florida
.....	S. Blalock vs. Cincinnati

### Opponent Team Highs

Goals.....	14 vs. Florida
Assists.....	10 at Virginia
Points.....	23 at Virginia
Shots.....	38 vs. Florida
Ground Balls.....	25 vs. Cincinnati
Draw Controls.....	13 vs. Colorado, Florida
Fewest Turnovers.....	12 at Virginia
Caused Turnovers.....	11 at Virginia

### Opponent Team Lows

Goals.....	5 vs. Cincinnati
Assists.....	2 vs. Colorado,
.....	vs. Cincinnati
Points.....	7 vs. Cincinnati
Shots.....	20 vs. Cincinnati
Ground Balls.....	20 vs. Colorado
Draw Controls.....	9 vs. Cincinnati
Most Turnovers.....	16 vs. Cincinnati
Caused Turnovers.....	7 vs. Colorado

### Opponent Individual Highs

Goals.....	4, Grozier vs. Colorado
Assists.....	3, Regan at Virginia
Points.....	4, Bresnahan, Kavanagh, Haus vs. Florida,
.....	Grozier vs. Colorado,
.....	Regan, Bostain at Virginia
Shots.....	10, Grozier vs. Colorado
Ground Balls.....	4, Trombetta vs. Florida,
.....	Bostain at Virginia
Draw Controls.....	9, Burnside vs. Colorado
Caused TOs.....	4, Dyson at Virginia

**2021 Women's Lacrosse Results****RECORD:** 2-2 Overall (Home: 2-1; Away: 0-1; Neutral: 0-0; ACC: 0-1)

Date	Opponent	Dec.	Result	Margin	Rec.	High Goals	High Assists	High Points	High Ground Balls
F 15	Florida	L	14-7	-7	0-1	2 - C. Blalock	2 - C. Blalock	4 - C. Blalock	4 - C. Blalock
F 18	Colorado	W	12-9	+3	1-1	4- Hall	1- (6 tied)	5- Hall	3- (3 tied)
M 1	Cincinnati	W	13-5	+8	2-1	3- Morris	1- (3 tied)	3- (3 tied)	4- Hall
M 6	Virginia	L	13-12	-1	2-2	4- Morris	3- C. Blalock	5- C. Blalock	3- Florek

**2021 Louisville Women's Lacrosse Game-by-Game Team Statistics**

Teams	SH	AST	GB	DC	CL	FPS	SVS	FLS	TOS	CT	1H	2H	OT	TOTAL
Florida	38	7	22	13	16-18	1-8	11	35	14	8	7	7	--	14
LOUISVILLE	32	2	20	10	13-15	3-12	14	16	17	7	4	3	--	7
Colorado	27	2	20	13	15-18	3-11	12	20	19	5	4	5	--	9
LOUISVILLE	31	6	20	10	18-21	2-7	9	24	15	12	8	4	--	12
Cincinnati	25	2	25	9	15-20	0-9	7	20	16	9	1	4	--	5
LOUISVILLE	32	3	20	10	16-17	5-10	15	28	18	12	5	8	--	13
Virginia	36	10	23	12	13-14	2-6	7	20	12	11	8	5	--	13
LOUISVILLE	28	3	12	16	11-14	5-7	10	19	15	4	4	8	--	12

## 2021 Team Extended Statistics

##	Player	gp	g	gpg	a	apg	pts	ppg	sh	spg	sh%	sog	sog/g	sog%	to	topg	ct	ctpg	qb	qbpq	dc	dcpq	fouls
6	Caroline Blalock	4	9	2.25	6	1.50	15	3.75	23	5.75	.391	15	3.75	.652	8	2.00	4	1.00	8	2.00	12	3.00	6
4	Hannah Morris	4	10	2.50	1	0.25	11	2.75	24	6.00	.417	14	3.50	.583	7	1.75	0	0.00	1	0.25	0	0.00	4
21	Ally Hall	4	7	1.75	2	0.50	9	2.25	17	4.25	.412	12	3.00	.706	7	1.75	1	0.25	6	1.50	1	0.25	1
17	Alex McNicholas	4	4	1.00	1	0.25	5	1.25	10	2.50	.400	8	2.00	.800	5	1.25	3	0.75	8	2.00	6	1.50	8
20	Allegra Catalano	4	4	1.00	0	0.00	4	1.00	17	4.25	.235	8	2.00	.471	2	0.50	2	0.50	1	0.25	0	0.00	4
12	Bella Karstien	4	3	0.75	1	0.25	4	1.00	8	2.00	.375	4	1.00	.500	3	0.75	1	0.25	4	1.00	0	0.00	8
8	Kylea Dobson	4	3	0.75	0	0.00	3	0.75	5	1.25	.600	4	1.00	.800	3	0.75	1	0.25	6	1.50	1	0.25	2
11	Kokoro Nakazawa	3	2	0.67	1	0.33	3	1.00	7	2.33	.286	7	2.33	1.000	7	2.33	1	0.33	2	0.67	0	0.00	1
13	Paige Richbourg	4	2	0.50	0	0.00	2	0.50	9	2.25	.222	7	1.75	.778	6	1.50	2	0.50	1	0.25	6	1.50	10
22	Maggie Foster	4	0	0.00	1	0.25	1	0.25	0	0.00	.000	0	0.00	.000	0	0.00	4	1.00	9	2.25	0	0.00	4
15	Maddie Birch	4	0	0.00	1	0.25	1	0.25	0	0.00	.000	0	0.00	.000	0	0.00	4	1.00	5	1.25	1	0.25	5
88	Nicole Perroni	1	0	0.00	0	0.00	0	0.00	1	1.00	.000	0	0.00	.000	2	2.00	1	1.00	1	1.00	1	1.00	1
33	Megan Mangines	4	0	0.00	0	0.00	0	0.00	1	0.25	.000	1	0.25	1.000	1	0.25	1	0.25	1	0.25	13	3.25	2
2	Alexa Steffens	3	0	0.00	0	0.00	0	0.00	1	0.33	.000	1	0.33	1.000	1	0.33	0	0.00	0	0.00	0	0.00	0
55	Grace Jenny	1	0	0.00	0	0.00	0	0.00	0	0.00	.000	0	0.00	.000	0	0.00	0	0.00	0	0.00	1	1.00	0
54	Ashley Sampone	4	0	0.00	0	0.00	0	0.00	0	0.00	.000	0	0.00	.000	0	0.00	0	0.00	0	0.00	0	0.00	1
53	Taylor Sampone	4	0	0.00	0	0.00	0	0.00	0	0.00	.000	0	0.00	.000	1	0.25	0	0.00	2	0.50	0	0.00	2
51	Olivia Toll	1	0	0.00	0	0.00	0	0.00	0	0.00	.000	0	0.00	.000	0	0.00	0	0.00	0	0.00	0	0.00	0
45	Ashley Osborne	4	0	0.00	0	0.00	0	0.00	0	0.00	.000	0	0.00	.000	1	0.25	1	0.25	1	0.25	0	0.00	1
42	Liz Kennedy	1	0	0.00	0	0.00	0	0.00	0	0.00	.000	0	0.00	.000	0	0.00	0	0.00	0	0.00	0	0.00	0
34	Abby Roskovich	1	0	0.00	0	0.00	0	0.00	0	0.00	.000	0	0.00	.000	0	0.00	0	0.00	0	0.00	0	0.00	1
30	Megan Dunn	1	0	0.00	0	0.00	0	0.00	0	0.00	.000	0	0.00	.000	0	0.00	0	0.00	0	0.00	0	0.00	0
28	Kirsten Parker	2	0	0.00	0	0.00	0	0.00	0	0.00	.000	0	0.00	.000	0	0.00	0	0.00	0	0.00	0	0.00	0
26	Rachel Lifson	4	0	0.00	0	0.00	0	0.00	0	0.00	.000	0	0.00	.000	1	0.25	1	0.25	0	0.00	3	0.75	2
25	Izzy Holmes	1	0	0.00	0	0.00	0	0.00	0	0.00	.000	0	0.00	.000	1	1.00	0	0.00	1	1.00	0	0.00	0
24	Sarah Blalock	4	0	0.00	0	0.00	0	0.00	0	0.00	.000	0	0.00	.000	1	0.25	4	1.00	2	0.50	0	0.00	6
19	Rachel Florek	4	0	0.00	0	0.00	0	0.00	0	0.00	.000	0	0.00	.000	5	1.25	2	0.50	10	2.50	0	0.00	0
18	Sydney Kirchenheiter	4	0	0.00	0	0.00	0	0.00	0	0.00	.000	0	0.00	.000	1	0.25	2	0.50	3	0.75	0	0.00	10
5	Malley McFarlane	4	0	0.00	0	0.00	0	0.00	0	0.00	.000	0	0.00	.000	0	0.00	0	0.00	0	0.00	0	0.00	8
TM	TEAM	2	0	0.00	0	0.00	0	0.00	0	0.00	.000	0	0.00	.000	2	1.00	0	0.00	0	0.00	1	0.50	0
	Total	0	44	0.00	14	0.00	58	0.00	123	0.00	.358	81	0.00	.659	65	0.00	35	0.00	72	0.00	46	0.00	87
	Opponents	0	41	0.00	21	0.00	62	0.00	126	0.00	.325	89	0.00	.706	61	0.00	33	0.00	90	0.00	47	0.00	95

##	Player	gp	minutes	ga	gaavg	saves	saves/q	save%	w	l	t	sho
19	Rachel Florek	4	240:00	41	10.25	48	12.00	.539	2	2	0	0
	Total	4	240:00	41	10.25	48	0.00	.539	2	2	0	0
	Opponents	4	240:00	44	11.00	37	0.00	.457	2	2	0	0

## 2021 Louisville Game-By-Game Individual Goals, Assists, Points

Opponent	Date	Score	2	4	5	6	8	11	12	13	15	17	18
UF	Feb 13	7-14 L	STEFFENS,A	MORRIS,HAN	MCFARLANE,	BLALOCK,CA	DOBSON,KYL	NAKAZAWA,K	KARSTIEN,B	RICHBOURG,	BIRCH,MADD	MCNICHOLAS	KIRCHENHEI
COLO	Feb 18	12-9 W	0-0-0	2-1-3	0-0-0	3-1-4	2-0-2	0-1-1	0-0-0	0-0-0	0-0-0	1-1-2	0-0-0
CIN	Mar 01	13-5 W	0-0-0	3-0-3	0-0-0	2-0-2	1-0-1	1-0-1	2-1-3	1-0-1	0-1-1	0-0-0	0-0-0
at VA	Mar 06	12-13 L	DNP	4-0-4	0-0-0	2-3-5	0-0-0	1-0-1	0-0-0	0-0-0	0-0-0	2-0-2	0-0-0

Opponent	Date	Score	19	20	21	22	24	25	26	28	30	33	34
UF	Feb 13	7-14 L	FLOREK,RAC	CATALANO,A	HALL,ALLY	FOSTER,MAG	BLALOCK,SA	HOLMES,IZZ	LIFSON,RAC	PARKER,KIR	DUNN,MEGAN	MANGINES,M	ROSKOVICH,
COLO	Feb 18	12-9 W	0-0-0	0-0-0	4-1-5	0-1-1	0-0-0	DNP	0-0-0	DNP	DNP	0-0-0	DNP
CIN	Mar 01	13-5 W	0-0-0	1-0-1	2-1-3	0-0-0	0-0-0	DNP	0-0-0	0-0-0	DNP	0-0-0	DNP
at VA	Mar 06	12-13 L	0-0-0	2-0-2	1-0-1	0-0-0	0-0-0	DNP	0-0-0	DNP	DNP	0-0-0	DNP

Opponent	Date	Score	42	45	51	53	54	55	88
UF	Feb 13	7-14 L	KENNEDY,LI	OSBORNE,AS	TOLL,OLIVI	SAMPONE,TA	SAMPONE,AS	JENNY,GRAC	PERRONI,NI
COLO	Feb 18	12-9 W	DNP	0-0-0	DNP	0-0-0	0-0-0	DNP	DNP
CIN	Mar 01	13-5 W	DNP	0-0-0	DNP	0-0-0	0-0-0	DNP	0-0-0
at VA	Mar 06	12-13 L	DNP	0-0-0	DNP	0-0-0	0-0-0	DNP	DNP

## Individual Career History

### Sara Addeche

### Maddie Birch

Season	GP	G	A	Pts	Shots	Shot%	SOG	SOG%	GB	DC	TO	CT
2018	16	1	0	1	2	.500	2	1.000	13	0	9	9
2019	18	0	0	0	1	.000	-	-	37	2	11	27
2020	9	2	0	2	3	.667	3	1.000	18	1	6	14
2021	4	0	1	1	-	-	-	-	5	1	0	4
TOTAL	47	3	1	4	6	.500	5	.833	73	4	26	54

### Caroline Blalock

Season	GP	G	A	Pts	Shots	Shot%	SOG	SOG%	GB	DC	TO	CT
2018	17	43	12	55	111	.387	79	.712	41	38	30	24
2019	18	20	10	30	66	.303	49	.742	34	23	23	23
2020	9	13	5	18	41	.317	30	.732	20	5	12	10
2021	4	9	6	15	23	.391	15	.652	8	12	8	4
TOTAL	48	85	33	118	241	.353	173	.718	103	78	73	61

### Sarah Blalock

Season	GP	G	A	Pts	Shots	Shot%	SOG	SOG%	GB	DC	TO	CT
2018	17	8	3	11	23	.348	18	.783	14	15	24	7
2019	18	11	3	14	34	.324	24	.706	20	50	21	9
2020	9	3	1	4	10	.300	8	.800	5	6	9	6
2021	4	0	0	0	-	-	-	-	2	0	1	4
TOTAL	48	22	7	29	67	.328	50	.746	41	71	55	26

### Allegra Catalano

Season	GP	G	A	Pts	Shots	Shot%	SOG	SOG%	GB	DC	TO	CT
2020	9	13	3	16	33	.394	26	.788	4	0	11	0
2021	4	4	0	4	17	.235	8	.471	1	0	2	2
TOTAL	13	17	3	20	50	.340	34	.680	5	0	13	2

### Kylea Dobson

Season	GP	G	A	Pts	Shots	Shot%	SOG	SOG%	GB	DC	TO	CT
2021	4	3	0	3	5	.600	4	.800	6	1	3	1
TOTAL	4	3	0	3	5	.600	4	.800	6	1	3	1

### Belle Dora

Season	GP	G	A	Pts	Shots	Shot%	SOG	SOG%	GB	DC	TO	CT
2020	5	5	0	5	8	.625	7	.875	0	0	1	0
TOTAL	5	5	0	5	8	.625	7	.875	0	0	1	0



## Individual Career History

### Megan Dunn

Season	GP	G	A	Pts	Shots	Shot%	SOG	SOG%	GB	DC	TO	CT
2021	1	0	0	0	-	-	-	-	0	0	0	0
TOTAL	1	0	0	0	-	-	-	-	0	0	0	0

### Chloe Fisher

### Rachel Florek

Season	GP	G	A	Pts	Shots	Shot%	SOG	SOG%	GB	DC	TO	CT
2019	18	0	0	0	-	-	-	-	37	0	13	6
2020	9	0	0	0	-	-	-	-	18	0	13	7
2021	4	0	0	0	-	-	-	-	10	0	5	2
TOTAL	31	0	0	0	-	-	-	-	65	0	31	15

Goalie	GP	Minutes	GA	GAAvg	Saves	Save%	W	L	T	Sho
2019	18	844:03	176	12.51	113	.391	5	12	0	0
2020	9	496:19	94	11.36	95	.503	5	4	0	0
2021	4	240:00	41	10.25	48	.539	2	2	0	0
TOTAL	31	1580:22	311	11.81	256	.451	12	18	0	0

### Maggie Foster

Season	GP	G	A	Pts	Shots	Shot%	SOG	SOG%	GB	DC	TO	CT
2020	9	0	0	0	-	-	-	-	15	1	6	5
2021	4	0	1	1	-	-	-	-	9	0	0	4
TOTAL	13	0	1	1	-	-	-	-	24	1	6	9

### Ally Hall

Season	GP	G	A	Pts	Shots	Shot%	SOG	SOG%	GB	DC	TO	CT
2018	17	19	1	20	34	.559	23	.676	11	0	14	2
2019	18	28	12	40	67	.418	46	.687	18	2	26	6
2020	9	18	6	24	34	.529	27	.794	5	0	18	2
2021	4	7	2	9	17	.412	12	.706	6	1	7	1
TOTAL	48	72	21	93	152	.474	108	.711	40	3	65	11

### Izzy Holmes

Season	GP	G	A	Pts	Shots	Shot%	SOG	SOG%	GB	DC	TO	CT
2020	9	2	3	5	2	1.000	2	1.000	2	0	3	1
2021	1	0	0	0	-	-	-	-	1	0	1	0
TOTAL	10	2	3	5	2	1.000	2	1.000	3	0	4	1

### Kiely Howe

Season	GP	G	A	Pts	Shots	Shot%	SOG	SOG%	GB	DC	TO	CT
2020	3	0	0	0	-	-	-	-	3	0	0	1
TOTAL	3	0	0	0	-	-	-	-	3	0	0	1

## Individual Career History

### Grace Jenny

Season	GP	G	A	Pts	Shots	Shot%	SOG	SOG%	GB	DC	TO	CT
2020	6	0	0	0	-	-	-	-	2	3	3	0
2021	1	0	0	0	-	-	-	-	0	1	0	0
TOTAL	7	0	0	0	-	-	-	-	2	4	3	0

### Bella Karstien

Season	GP	G	A	Pts	Shots	Shot%	SOG	SOG%	GB	DC	TO	CT
2021	4	3	1	4	8	.375	4	.500	4	0	3	1
TOTAL	4	3	1	4	8	.375	4	.500	4	0	3	1

### Liz Kennedy

Season	GP	G	A	Pts	Shots	Shot%	SOG	SOG%	GB	DC	TO	CT
2021	1	0	0	0	-	-	-	-	0	0	0	0
TOTAL	1	0	0	0	-	-	-	-	0	0	0	0

### Sydney Kirchenheiter

Season	GP	G	A	Pts	Shots	Shot%	SOG	SOG%	GB	DC	TO	CT
2020	9	0	0	0	-	-	-	-	8	1	1	2
2021	4	0	0	0	-	-	-	-	3	0	1	2
TOTAL	13	0	0	0	-	-	-	-	11	1	2	4

### Rachel Lifson

Season	GP	G	A	Pts	Shots	Shot%	SOG	SOG%	GB	DC	TO	CT
2020	4	0	0	0	3	.000	3	1.000	2	1	0	1
2021	4	0	0	0	-	-	-	-	0	3	1	1
TOTAL	8	0	0	0	3	.000	3	1.000	2	4	1	2

### Megan Mangines

Season	GP	G	A	Pts	Shots	Shot%	SOG	SOG%	GB	DC	TO	CT
2020	9	0	0	0	-	-	-	-	2	25	2	0
2021	4	0	0	0	1	.000	1	1.000	1	13	1	1
TOTAL	13	0	0	0	1	.000	1	1.000	3	38	3	1

### Maddie McDonough

Season	GP	G	A	Pts	Shots	Shot%	SOG	SOG%	GB	DC	TO	CT
2020	7	0	0	0	4	.000	1	.250	1	0	3	0
TOTAL	7	0	0	0	4	.000	1	.250	1	0	3	0

### Malley McFarlane

Season	GP	G	A	Pts	Shots	Shot%	SOG	SOG%	GB	DC	TO	CT
2020	8	0	0	0	-	-	-	-	5	0	0	0
2021	4	0	0	0	-	-	-	-	0	0	0	0
TOTAL	12	0	0	0	-	-	-	-	5	0	0	0



## Individual Career History

### Alex McNicholas

Season	GP	G	A	Pts	Shots	Shot%	SOG	SOG%	GB	DC	TO	CT
2018	17	6	7	13	22	.273	10	.455	19	57	10	11
2019	18	23	2	25	56	.411	48	.857	30	49	23	19
2020	9	5	3	8	16	.312	12	.750	11	32	13	10
2021	4	4	1	5	10	.400	8	.800	8	6	5	3
TOTAL	48	38	13	51	104	.365	78	.750	68	144	51	43

### Hannah Morris

Season	GP	G	A	Pts	Shots	Shot%	SOG	SOG%	GB	DC	TO	CT
2019	16	6	1	7	16	.375	9	.562	9	1	11	4
2020	9	21	4	25	43	.488	32	.744	7	1	9	3
2021	4	10	1	11	24	.417	14	.583	1	0	7	0
TOTAL	29	37	6	43	83	.446	55	.663	17	2	27	7

### Kokoro Nakazawa

Season	GP	G	A	Pts	Shots	Shot%	SOG	SOG%	GB	DC	TO	CT
2021	3	2	1	3	7	.286	7	1.000	2	0	7	1
TOTAL	3	2	1	3	7	.286	7	1.000	2	0	7	1

### Ashley Osborne

Season	GP	G	A	Pts	Shots	Shot%	SOG	SOG%	GB	DC	TO	CT
2020	8	0	0	0	-	-	-	-	10	0	6	4
2021	4	0	0	0	-	-	-	-	1	0	1	1
TOTAL	12	0	0	0	-	-	-	-	11	0	7	5

### Kirsten Parker

Season	GP	G	A	Pts	Shots	Shot%	SOG	SOG%	GB	DC	TO	CT
2019	18	4	2	6	10	.400	8	.800	6	14	7	6
2020	5	2	0	2	3	.667	3	1.000	0	0	3	0
2021	2	0	0	0	-	-	-	-	0	0	0	0
TOTAL	25	6	2	8	13	.462	11	.846	6	14	10	6

### Nicole Perroni

Season	GP	G	A	Pts	Shots	Shot%	SOG	SOG%	GB	DC	TO	CT
2020	9	1	0	1	11	.091	8	.727	1	7	5	1
2021	1	0	0	0	1	.000	-	-	1	1	2	1
TOTAL	10	1	0	1	12	.083	8	.667	2	8	7	2

### Kristen Pezzullo

Season	GP	G	A	Pts	Shots	Shot%	SOG	SOG%	GB	DC	TO	CT
2020	4	0	0	0	1	.000	-	-	0	1	0	0
TOTAL	4	0	0	0	1	.000	-	-	0	1	0	0

## Individual Career History

### Coco Redican

### Paige Richbourg

Season	GP	G	A	Pts	Shots	Shot%	SOG	SOG%	GB	DC	TO	CT
2019	18	6	7	13	26	.231	21	.808	16	34	22	12
2020	9	11	1	12	23	.478	17	.739	5	21	8	10
2021	4	2	0	2	9	.222	7	.778	1	6	6	2
TOTAL	31	19	8	27	58	.328	45	.776	22	61	36	24

### Abby Roskovich

Season	GP	G	A	Pts	Shots	Shot%	SOG	SOG%	GB	DC	TO	CT
2019	18	0	0	0	-	-	-	-	5	0	3	2
2020	9	0	0	0	-	-	-	-	7	0	1	4
2021	1	0	0	0	-	-	-	-	0	0	0	0
TOTAL	28	0	0	0	-	-	-	-	12	0	4	6

### Ashley Sampone

Season	GP	G	A	Pts	Shots	Shot%	SOG	SOG%	GB	DC	TO	CT
2021	4	0	0	0	-	-	-	-	0	0	0	0
TOTAL	4	0	0	0	-	-	-	-	0	0	0	0

### Taylor Sampone

Season	GP	G	A	Pts	Shots	Shot%	SOG	SOG%	GB	DC	TO	CT
2021	4	0	0	0	-	-	-	-	2	0	1	0
TOTAL	4	0	0	0	-	-	-	-	2	0	1	0

### Shayla Scanlan

Season	GP	G	A	Pts	Shots	Shot%	SOG	SOG%	GB	DC	TO	CT
2018	11	5	1	6	14	.357	10	.714	7	6	6	1
2019	18	26	7	33	49	.531	41	.837	8	3	16	2
2020	9	11	7	18	30	.367	21	.700	7	1	7	2
TOTAL	38	42	15	57	93	.452	72	.774	22	10	29	5

## Individual Career History

### Jen Schaaf

Season	GP	G	A	Pts	Shots	Shot%	SOG	SOG%	GB	DC	TO	CT
2018	3	0	0	0	-	-	-	-	3	0	0	0
2019	3	0	0	0	-	-	-	-	1	0	0	0
2020	3	0	0	0	-	-	-	-	2	0	1	0
TOTAL	9	0	0	0	-	-	-	-	6	0	1	0

Goalie	GP	Minutes	GA	GAAvg	Saves	Save%	W	L	T	Sho
2018	3	40:00	5	7.50	2	.286	0	0	0	0
2019	3	39:41	8	12.10	4	.333	0	0	0	0
2020	3	43:41	7	9.61	3	.300	0	0	0	0
TOTAL	9	123:22	20	9.73	9	.310	0	0	0	0

### Nia Scott

### Alexa Steffens

Season	GP	G	A	Pts	Shots	Shot%	SOG	SOG%	GB	DC	TO	CT
2020	6	1	0	1	2	.500	2	1.000	1	0	0	1
2021	3	0	0	0	1	.000	1	1.000	0	0	1	0
TOTAL	9	1	0	1	3	.333	3	1.000	1	0	1	1

### Olivia Toll

Season	GP	G	A	Pts	Shots	Shot%	SOG	SOG%	GB	DC	TO	CT
2021	1	0	0	0	-	-	-	-	0	0	0	0
TOTAL	1	0	0	0	-	-	-	-	0	0	0	0



## 2021 Louisville Cardinals Lacrosse Roster

No.	Name	Pos.	Yr.	Ht.	Hometown (Previous School)
1	Sara Addeche	GK	Fr.	5-2	Foxborough, Mass. (Foxborough)
2	Alexa Steffens	A	So.	5-2	Sammamish, Wash. (East Side Catholic)
3	Coco Redican	A	Fr.	5-7	Pittsburgh, Pa. (Pittsburgh-Mendon)
4	Hannah Morris	A	Jr.	5-5	Orillia, Ontario (Patrick Fogarty)
5	Malley McFarlane	D	So.	5-8	Ashburn, Va. (Bishop Ireton)
6	Caroline Blalock	M	Sr.	5-7	Ellicott City, Md. (Marriotts Ridge)
8	Kylea Dobson	A	Fr.	5-4	Oshawa, Ontario (The Hill Academy)
9	Kristen Pezzullo	M	R-So.	5-9	Manalapan, N.J. (Red Bank Catholic)
10	Belle Dora	A/M	So.	5-6	Milton, Ga. (Milton)
11	Kokoro Nakazawa	A	Fr.	5-4	Yokohama, Japan (Nihon University)
12	Bella Karstien	M	Fr.	5-9	Reading, Pa. (Exeter Township)
13	Paige Richbourg	M	Jr.	5-9	Clifton, Va. (Centreville)
15	Maddie Birch	D	Sr.	5-7	Wall, N.J. (Wall)
16	Maddie McDonough	M	So.	5-8	Norwell, Mass. (Norwell)
17	Alex McNicholas	M	Sr.	5-8	Rockville Centre, N.Y. (South Side)
18	Sydney Kirchenheiter	M	So.	5-7	Severna Park, Md. (Severn School)
19	Rachel Florek	GK	R-Sr.	5-7	Ocean City, Md. (Towson)
20	Allegra Catalano	A	So.	5-4	Lake Worth, Fla. (American Heritage)
21	Ally Hall	A	Sr.	5-7	Harwood, Md. (Severn)
22	Maggie Foster	D	So.	5-2	Louisville, Ky. (Eastern)
23	Nia Scott	M	So.		Berwyn, Pa. (Conestoga)
24	Sarah Blalock	M	Sr.	5-6	Ellicott City, Md. (Marriotts Ridge)
25	Izzy Holmes	A	So.	5-9	Rockford, Mich. (Rockford)
26	Rachel Lifson	M	So.	5-11	Richmond, Va. (Collegiate School)
28	Kirsten Parker	M	Jr.	5-6	Owings, Md. (Elizabeth Seton)
29	Kiely Howe	D	So.	5-10	Ithaca, N.Y. (Ithaca)
30	Megan Dunn	A	Fr.	5-7	Highlands Ranch, Colo. (ThunderRidge)
32	Chloe Fisher	M	Fr.	5-9	Lakeville, Minn. (Lakeville North)
33	Megan Mangines	M	So.	5-5	Delray Beach, Fla. (American Heritage Delray)
34	Abby Roskovich	D	Jr.	5-7	Salisbury, Md. (Parkside)
42	Liz Kennedy	A	Fr.	5-6	Brooklandville, Md. (St. Paul's School for Girls)
44	Jen Schaaf	GK	Sr.	5-8	Ellicott City, Md. (Mt. Hebron)
45	Ashley Osborne	D	So.	5-7	Louisville, Ky. (Ballard)
51	Olivia Toll	D	Fr.	5-4	Oshawa, Ontario (Maxwell Heights)
53	Taylor Sampone	D	Fr.	5-3	Rochester, N.Y. (Pittsford-Mendon)
54	Ashley Sampone	D	Fr.	5-3	Rochester, N.Y. (Pittsford-Mendon)
55	Grace Jenny	M	So.	5-2	Rocky River, Ohio (Magnificat)
66	Shayla Scanlan	A	Sr.	5-11	Angola, N.Y. (Lake Shore)
88	Nicole Perroni	M	So.	5-4	Whitby, Ontario (Sinclair Secondary)

**Head Coach:** Scott Teeter (Canisius, 2002), 4th season


**Assistant Coach:** Renee Poullott (Cornell, 2017), 4th season

**Assistant Coach:** Kaylin Morissette (Louisville, 2016), 4th season

### Pronunciations

1	Ah-deh-CHEE	2	Steh-fens	8	Ky-LEE
9	Peh-zoo-low	11	KO-KO-row Naw-kah-zah-wah	12	KAR-stee-in
13	RICH-borg	18	KIR-chen-HI-ter	19	Floor-eck
20	Cat-ah-lan-Oh	28	KEER-stin	29	Ky-LEE
33	MAN-gene-US	34	Ross-koh-vich	44	SHAFE
53 & 54	SAM-pone	88	PUR-roh-NEE	AC	Poo-LOT


## 2021 Louisville Cardinals Lacrosse - Photo Roster



**1**  
**SARA ADDECHE**  
GK | Fr.  
Foxborough, Mass.  
Foxborough



**2**  
**ALEXA STEFFENS**  
A | So.  
Sammamish, Wash.  
East Side Catholic



**3**  
**COCO RADICAN**  
A | Fr.  
Pittsburgh, Pa.  
Pittsford-Mendon



**4**  
**HANNAH MORRIS**  
A | Jr.  
Orillia, Ontario  
Patrick Fogarty



**5**  
**MALLEY MCFARLANE**  
D | So.  
Ashburn, Va.  
Bishop Ireton



**6**  
**CAROLINE BLALOCK**  
M | Sr.  
Ellicott City, Md.  
Marriotts Ridge



**8**  
**KYLEA DOBSON**  
A | Fr.  
Oshawa, Ontario  
The Hill Academy




**9**  
**KRISTEN PEZZULLO**  
M | R-So.  
Manalapan, N.J.  
Red Bank Catholic




**10**  
**BELLE DORA**  
A | So.  
Milton, Ga.  
Milton



**11**  
**KOKORO NAKAZAWA**  
A | Fr.  
Yokohama, Japan  
Nihon University



**12**  
**BELLA KARSTIEN**  
M | Fr.  
Reading, Pa.  
Exeter Township



**13**  
**PAIGE RICHBOURG**  
M | Jr.  
Clifton, Va.  
Centreville



**15**  
**MADDIE BIRCH**  
D | Sr.  
Wall, N.J.  
Wall



**16**  
**MADDIE MCDONOUGH**  
M | So.  
Norwell, Mass.  
Norwell



**17**  
**ALEX MCNICHOLAS**  
M | Sr.  
Rockville Centre, N.Y.  
South Side



**18**  
**SYDNEY KIRCHENHEITER**  
M | So.  
Severna Park, Md.  
Severna School



**19**  
**RACHEL FLOREK**  
GK | R-Sr.  
Ocean City, Md.  
Stephen Decatur/Towson



**20**  
**ALLEGRA CATALANO**  
A | So.  
Lake Worth, Fla.  
American Heritage



**21**  
**ALLY HALL**  
A | Sr.  
Harwood, Md.  
Severn School



**22**  
**MAGGIE FOSTER**  
D | So.  
Louisville, Ky.  
Eastern



**23**  
**NIA SCOTT**  
M | So.  
Berwyn, Pa.  
Conestoga



**24**  
**SARAH BLALOCK**  
M | Sr.  
Ellicott City, Md.  
Marriotts Ridge



**25**  
**IZZY HOLMES**  
A | So.  
Rockford, Mich.  
Rockford



**26**  
**RACHEL LIFSON**  
M | So.  
Richmond, Va.  
Collegiate School



**28**  
**KIRSTEN PARKER**  
M | Jr.  
Owings, Md.  
Elizabeth Seton



**29**  
**KIELY HOWE**  
D | So.  
Ithaca, N.Y.  
Ithaca



**30**  
**MEGAN DUNN**  
A | Fr.  
Highlands Ranch, Colo.  
ThunderRidge



**32**  
**CHLOE FISHER**  
M | Fr.  
Lakeville, Minn.  
Lakeville North



**33**  
**MEGAN MANGINES**  
M | So.  
Delray Beach, Fla.  
American Heritage Delray



**34**  
**ABBY ROSKOVICH**  
D | Jr.  
Salsburg, Md.  
Parkside



**42**  
**LIZ KENNEDY**  
A | Fr.  
Brooklandville, Md.  
St. Paul's School for Girls



**44**  
**JEN SCHAAF**  
GK | Sr.  
Ellicott City, Md.  
MT. Hebron



**45**  
**ASHLEY OSBORNE**  
D | So.  
Louisville, Ky.  
Ballard



**51**  
**OLIVIA TOLL**  
D | Fr.  
Oshawa, Ontario  
Maxwell Heights



**53**  
**TAYLOR SAMPONE**  
D | Fr.  
Rochester, N.Y.  
Pittsford-Mendon



**54**  
**ASHLEY SAMPONE**  
D | Fr.  
Rochester, N.Y.  
Pittsford-Mendon



**55**  
**GRACE JENNY**  
M | So.  
Rocky River, Ohio  
Magnificat



**66**  
**SHAYLA SCANLAN**  
A | Sr.  
Angola, N.Y.  
Lake Shore



**88**  
**NICOLE PERRONI**  
M | So.  
Whitby, Ontario  
Sinclair Secondary



**SCOTT TEETER**  
**HEAD COACH**  
Fourth Season  
Canisius, 2002



**RENEE POULLOTT**  
**ASSISTANT COACH**  
Fourth Season  
Cornell, 2017



**KAY MORISSETTE**  
**ASSISTANT COACH**  
Fourth Season  
Louisville, 2016

**Louisville Combined Team Statistics**  
**All games (as of Mar 06, 2021)**

<b>RECORD:</b>	<b>OVERALL</b>	<b>HOME</b>	<b>AWAY</b>	<b>NEUTRAL</b>
ALL GAMES	2-2	2-1	0-1	0-0
CONFERENCE	0-1	0-0	0-1	0-0
NON-CONFERENCE	2-1	2-1	0-0	0-0

<b>Date</b>	<b>Opponent</b>		<b>Score</b>	<b>Att.</b>
Feb 13	FLORIDA	L	7-14	0
Feb 18	#24 COLORADO	W	12-9	0
Mar 01	CINCINNATI	W	13-5	89
* Mar 06	at #8 Virginia	L	12-13	183

**TEAM STATISTICS**

	<b>UL</b>	<b>OPP</b>
<b>SHOT STATISTICS</b>		
Goals-Shot attempts	44-123	41-126
Goals scored per game	11.00	10.25
Shot pct.	.358	.325
Shots on goal-Attempts	81-123	89-126
SOG pct.	.659	.706
Shots/Game	30.8	31.5
Assists	14	21
Free position Made-Att	15-36	6-34
Free position pct.	.417	.176
<b>GOAL BREAKDOWN</b>		
Total Goals	44	41
Free-position	15	6
Unassisted	30	20
Overtime	0	0
Goals scored average	11.00	10.25
<b>GROUND BALLS</b>		
	72	90
<b>DRAW CONTROLS</b>		
	46	47
<b>TURNOVERS</b>		
	65	61
<b>CAUSED TURNOVERS</b>		
	35	33
<b>CLEARs</b>		
	58-67	59-70
Clear Pct.	.866	.843
<b>SHOT CLOCK VIOLATIONS</b>		
	0	0
<b>ATTENDANCE</b>		
Total	89	183
Dates/Avg Per Date	3/30	1/183
Neutral Site #/Avg	0/0	

<b>##</b>	<b>PLAYER</b>	<b>GP</b>	<b>G</b>	<b>A</b>	<b>Pts</b>	<b>Sh</b>	<b>GB</b>	<b>DC</b>	<b>TO</b>	<b>CT</b>
6	Caroline Blalock	4	9	6	15	23	8	12	8	4
4	Hannah Morris	4	10	1	11	24	1	0	7	0
21	Ally Hall	4	7	2	9	17	6	1	7	1
17	Alex McNicholas	4	4	1	5	10	8	6	5	3
20	Allegra Catalano	4	4	0	4	17	1	0	2	2
12	Bella Karstien	4	3	1	4	8	4	0	3	1
8	Kylea Dobson	4	3	0	3	5	6	1	3	1
11	Kokoro Nakazawa	3	2	1	3	7	2	0	7	1
13	Paige Richbourg	4	2	0	2	9	1	6	6	2
22	Maggie Foster	4	0	1	1	0	9	0	0	4
15	Maddie Birch	4	0	1	1	0	5	1	0	4
88	Nicole Perroni	1	0	0	0	1	1	1	2	1
33	Megan Mangines	4	0	0	0	1	1	13	1	1
2	Alexa Steffens	3	0	0	0	1	0	0	1	0
55	Grace Jenny	1	0	0	0	0	0	1	0	0
54	Ashley Sampone	4	0	0	0	0	0	0	0	0
53	Taylor Sampone	4	0	0	0	0	2	0	1	0
51	Olivia Toll	1	0	0	0	0	0	0	0	0
45	Ashley Osborne	4	0	0	0	0	1	0	1	1
42	Liz Kennedy	1	0	0	0	0	0	0	0	0
34	Abby Roskovich	1	0	0	0	0	0	0	0	0
30	Megan Dunn	1	0	0	0	0	0	0	0	0
28	Kirsten Parker	2	0	0	0	0	0	0	0	0
26	Rachel Lifson	4	0	0	0	0	0	3	1	1
25	Izzy Holmes	1	0	0	0	0	1	0	1	0
24	Sarah Blalock	4	0	0	0	0	2	0	1	4
19	Rachel Florek	4	0	0	0	0	10	0	5	2
18	Sydney Kirchenheiter	4	0	0	0	0	3	0	1	2
5	Malley McFarlane	4	0	0	0	0	0	0	0	0
Total		4	44	14	58	123	72	46	65	35
Opponents		4	41	21	62	126	90	47	61	33

<b>##</b>	<b>Goalie</b>	<b>GP</b>	<b>Min.</b>	<b>GA</b>	<b>GAAvg</b>	<b>Save</b>	<b>Pct</b>	<b>W-L-T</b>
19	Rachel Florek	4	240:00	41	10.25	48	.539	2-2-0
Total		4	240:00	41	10.25	48	.539	2-2-0
Opponents		4	240:00	44	11.00	37	.457	2-2-0

<b>Goals by Period</b>	<b>1st</b>	<b>2nd</b>	<b>Total</b>
Louisville	21	23	44
Opponents	20	21	41

<b>Saves by Period</b>	<b>1st</b>	<b>2nd</b>	<b>Total</b>
Louisville	30	18	48
Opponents	19	18	37

<b>Shots by Period</b>	<b>1st</b>	<b>2nd</b>	<b>Total</b>
Louisville	59	64	123
Opponents	66	60	126

<b>Shots on Goal</b>	<b>1st</b>	<b>2nd</b>	<b>Total</b>
Louisville	40	41	81
Opponents	50	39	89